

FY 2024 BUDGET

State of Illinois Community College District Number 528
Counties of McHenry, Boone, Kane, and Lake

FISCAL YEAR ENDING JUNE 30

McHenry County College
Community College District Number 528





FISCAL YEAR 2024 BUDGET

STATE OF ILLINOIS
COMMUNITY COLLEGE DISTRICT NO. 528
McHENRY COUNTY COLLEGE
8900 U.S. HIGHWAY 14
CRYSTAL LAKE, IL 60012

www.mchenry.edu/finance

September 28, 2023

To: Board of Trustees, McHenry County College,
Illinois Community College District #528

From: Clinton E. Gabbard, President

Subject: Fiscal Year 2024 Budget

The Fiscal Year 2024 Budget represents the collective input of the College community for operating the College to the mission of the institution within the presented financial parameters. It also represents the way in which the College budget is tied to the strategic plan.

Fiscal Year 2024 revenue estimates in the operating budget, for the Education and Operations and Maintenance Funds, include conservative estimates for credit hour enrollments, property tax revenue, noncredit training revenue and State of Illinois funding.

The expenditure side of the budget has been subjected to significant scrutiny, especially by the President's Cabinet, to ensure that budgets and staffing levels are representative of institutional needs. Items included in the budget for capital equipment and locally-funded repairs and renovations were thoroughly reviewed and only the highest priority items are included in the proposed budget. Adequate funds have been budgeted in contingencies to allow the College to respond to emergencies and critical emerging needs.

The proposed Fiscal Year 2024 Budget is consistent with the College's mission and vision statements.

With the proposed Fiscal Year 2024 Budget, the College is well-positioned to focus on learning with the goal of ensuring student success.

Sincerely,



Clinton E. Gabbard
President

BOARD OF TRUSTEES



Tom Allen
Chair
Lakewood
Term ends April 2025



Suzanne Hoban
Vice Chair
Woodstock
Term ends April 2029



Dale Morton
Secretary
Bull Valley
Term ends April 2027



Alyssa Kueffner
Woodstock
Term ends April 2029



Tess Reinhard
Crystal Lake
Term ends April 2025



Elizabeth Speros
Crystal Lake
Term ends April 2027



Molly Walsh
Crystal Lake
Term ends April 2025



Student Trustee
Liza Smith
Term ends April 2024

Executive Administration

Clint Gabbard
President

Christina Haggerty
Vice President of Marketing,
Communications and Development

Tim Hopkins
Chief Information Officer

Talia Koronkiewicz
Vice President of Student Affairs
and Interim Vice President of Human Resources

Arlene Santos-George
Vice President of Academic Affairs
and Workforce Development

Robert Tenuta
Chief Financial Officer

Learn About Our MCC Community

OUR MISSION

Our focus is learning. Student success is our goal.

OUR VISION

McHenry County College (MCC) champions learning as essential to our community's well-being. We transform all students we serve by inspiring and equipping them to successfully live and work in the world.

OUR VALUES

INSPIRATION – We strive to be transformative in our interactions with our community and each other, always working to bring out the best in ourselves and others.

CONNECTEDNESS – We strive to achieve a welcoming, inclusive environment for everyone interacting with the College.

DIVERSITY – We strive to be thoughtful, appreciative, and continuously open in learning to respect and celebrate diverse ideas, cultures, ethnicities, and life contexts.

THOUGHTFULNESS – We strive to encourage the development of critical thinking for every person who engages with the College.

COMMUNITY-FOCUSED – We strive to place our services at the epicenter of our community's economic resilience and vitality.

EXCELLENCE – We strive to produce distinctive brilliance in all of our activities and inspire excellence in others.

PASSION – We strive to bring vitality and joy to our efforts.

STEWARDSHIP – We commit to the honest, trustful dealing with all resources given to us including people, gifts, the environment, and revenue.

Learn About Our MCC Community

OUR DISTRICT 528

- Covers 600 square miles
- 97% of the district is in McHenry County
- Includes small parts of Boone, Kane and Lake Counties
- Serves nine public high school districts, one private high school and multiple home schools

OUR STUDENTS

- 23% full-time students
- 56% female
- Median age is 19

OUR CREDIT ENROLLMENT

Spring 2023

- 9,159 credit students (headcount)
- 68,60 credit hours

Fall 2023

- 9,053 credit students (headcount)
- 64,778 credit hours

OUR EMPLOYEES

- Approximately 700 full- and part-time
- Over 93% of our faculty hold a master's or doctorate degree; 74% of adjunct faculty hold a master's or doctorate degree
- Over 82% of our administration hold a master's or doctorate degree

OUR PROGRAMS

- Transfer programs—seven associate's degrees and over 58 certificate programs
- Occupational programs
- Workforce and economic development
- Community and professional education
- Adult and developmental education
- Facility and event rental
- Community outreach
- Lecture, Blended, and Online learning opportunities
- Center for Agrarian Learning
- Internships and apprenticeships
- Career Services center
- Student collaboration spaces

Regular Board meetings are held monthly onsite—all are welcome to attend. If you cannot attend, watch meetings live at www.mchenry.edu/board.

Questions/comments for the Board of Trustees? Email mcctrustees@mchenry.edu.

Table of Contents

Combined Summary of All Funds	1
Operating Funds & Operating Fund Balance Reserve	
Operating Funds Summary by Object Group	7
Operating Funds Chart.....	8
Fund Reserve Calculation (B) Under Board Policy 2.1.5.1	9
Budgets By Fund	11-30
Budgets By Fund and Object Group	31-96
Capital Budgets Report	
Capital Items.....	97-108
FY2024 Budget (ICCB State Format)	
Final Fiscal Year 2023 Budget	109-138
Cash Flow Budget	
Cash Flow Budget.....	139-142
Historical & Statistical Information	
Historical and Statistical Information	143-158
Departmental Budget Listing & Income Statement Account Listing	
Departmental Budget and Related Information.....	159-202
FY2024 vs FY2023 Comparative Budget Detail by Department	
FY2024 vs FY2023 Comparative Budget Detail by Department	203-400
Addendum	
FY 2024 Budget Changes Tentative to Final.....	401-406
Glossary	
Glossary.....	407-422
Signature Pages	
Signature Pages	423-428

This page left blank intentionally

Combined All Funds

This page left blank intentionally

FY24 Combined Budget Summary of All Funds

<i>Object Group</i>	<i>FY23 Budget</i>	<i>FY24 Budget</i>	<i>\$ Change</i>	<i>%Change</i>
Beginning Fund Balance	\$79,240,141	\$85,998,473		
Revenue				
Local Government	\$29,739,823	\$29,478,154	(\$261,669)	-0.9%
State Government	\$26,173,775	\$35,802,334	\$9,628,559	36.8%
Federal Government	\$10,723,624	\$8,649,182	(\$2,074,442)	-19.3%
Student Tuition and Fees	\$14,968,405	\$16,007,091	\$1,038,686	6.9%
Sales and Service Fees	\$3,220,500	\$3,490,712	\$270,212	8.4%
Facilities Revenue	\$53,966	\$43,966	(\$10,000)	-18.5%
Investment Revenue	\$337,315	\$460,368	\$123,053	36.5%
Non Governmental Gifts	\$2,713,000	\$4,918,000	\$2,205,000	81.3%
Other Sources	\$33,780,974	\$36,114,198	\$2,333,224	6.9%
Sum of all Revenue	\$121,711,382	\$134,964,005	\$13,252,623	10.9%
Expense				
Salaries	\$31,793,914	\$33,078,226	\$1,284,312	4.0%
Employee Benefits	\$36,872,821	\$37,607,373	\$734,552	2.0%
Contractual Services	\$6,303,256	\$6,520,870	\$217,614	3.5%
Supplies	\$4,993,490	\$6,948,350	\$1,954,860	39.1%
Travel	\$529,181	\$631,131	\$101,950	19.3%
Fixed Charges	\$2,340,091	\$2,451,012	\$110,921	4.7%
Utilities	\$1,221,758	\$1,198,863	(\$22,895)	-1.9%
Capital Outlay	\$34,949,204	\$43,361,140	\$8,411,936	24.1%
Other	\$12,063,817	\$10,742,698	(\$1,321,119)	-11.0%
Sum of all Expense	\$131,067,533	\$142,539,663	\$11,472,130	8.8%
Contingency				
Contingency	\$100,000	\$100,000	\$0	0.0%
Sum of all Contingency	\$100,000	\$100,000	\$0	0.0%
Net Transfer				
Interfund Transfer Out	\$1,530,279	\$2,110,717	\$580,438	37.9%
Interfund Transfer In	\$1,530,279	\$2,110,717	\$580,438	37.9%
Sum of all Net Transfers	\$0	\$0	N/A	N/A
Surplus/(Deficit)	(\$9,456,151)	(\$7,675,658)	\$1,780,493	-18.8%
Estimated Ending Fund Balance	\$69,783,990	\$78,322,815	\$8,538,825	12.2%

Grand Total All Funds Combined

(\$9,456,151)	(\$7,675,658)	\$1,780,493
---------------	---------------	-------------

This page left blank intentionally

Operating Funds & Operating Fund Balance Reserve

This page left blank intentionally

FY24 Operating Funds (01 and 02) Summary By Object

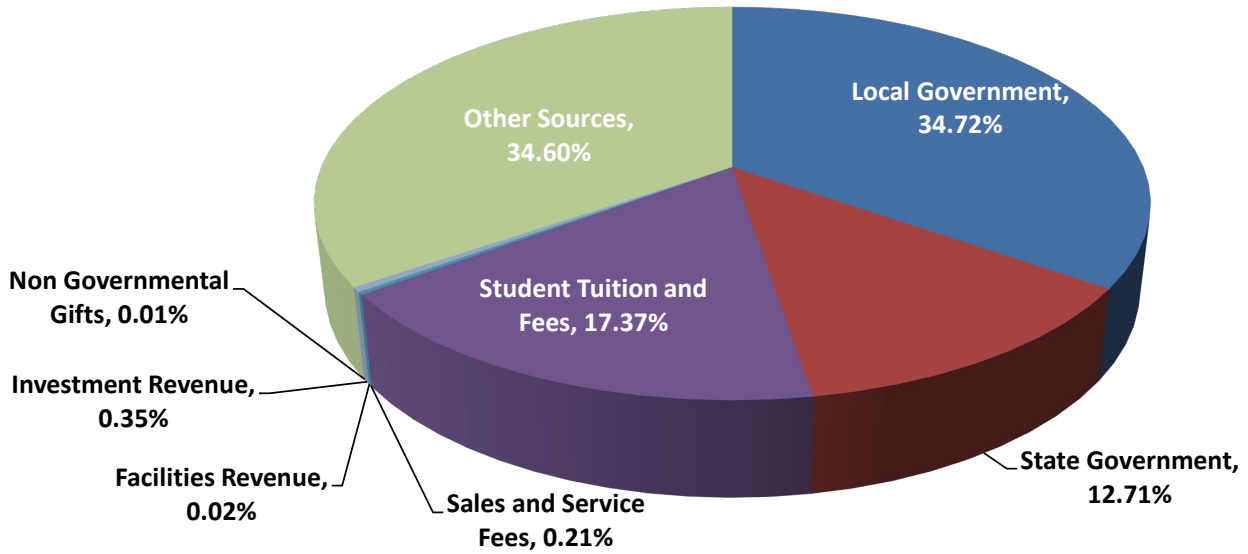
<i>Object Group</i>	<i>FY23 Budget</i>	<i>FY24 Budget</i>	<i>\$ Change</i>	<i>% Change</i>
Beginning Fund Balance	\$30,873,031	\$31,349,637		
Revenue				
Local Government	\$28,962,379	\$28,700,710	(\$261,669)	-0.9%
State Government	\$4,872,056	\$10,509,134	\$5,637,078	115.7%
Federal Government	\$0			
Student Tuition and Fees	\$13,350,427	\$14,360,846	\$1,010,419	7.6%
Sales and Service Fees	\$164,000	\$175,000	\$11,000	6.7%
Facilities Revenue	\$18,966	\$18,966	\$0	0.0%
Investment Revenue	\$243,071	\$289,062	\$45,991	18.9%
Non Governmental Gifts	\$11,000	\$11,000	\$0	0.0%
Other Sources	\$28,606,848	\$28,604,798	(\$2,050)	0.0%
Sum of all Revenue	\$76,228,747	\$82,669,516	\$6,440,769	8.4%
Expense				
Salaries	\$28,170,285	\$29,279,648	\$1,109,363	3.9%
Employee Benefits	\$32,549,507	\$33,337,800	\$788,293	2.4%
Contractual Services	\$4,823,014	\$5,095,087	\$272,073	5.6%
Supplies	\$3,306,239	\$3,432,994	\$126,755	3.8%
Travel	\$333,632	\$435,481	\$101,849	30.5%
Fixed Charges	\$1,591,347	\$1,619,785	\$28,438	1.8%
Utilities	\$1,220,675	\$1,197,780	(\$22,895)	-1.9%
Capital Outlay	\$1,687,269	\$1,553,805	(\$133,464)	-7.9%
Other	\$916,500	\$957,000	\$40,500	4.4%
Sum of all Expense	\$74,598,468	\$76,909,380	\$2,310,912	3.1%
Contingency				
Contingency	\$100,000	\$100,000	\$0	0.0%
Sum of all Contingency	\$100,000	\$100,000	\$0	0.0%
Net Transfer				
Interfund Transfer Out	\$1,530,279	\$850,000	(\$680,279)	-44.5%
Sum of all Net Transfers	\$1,530,279	\$850,000	(\$680,279)	-44.5%
Surplus/(Deficit)	\$0	\$4,810,136		
Estimated Ending Fund Balance	\$30,873,031	\$36,159,773		

Total of Op Funds (01 & 02)

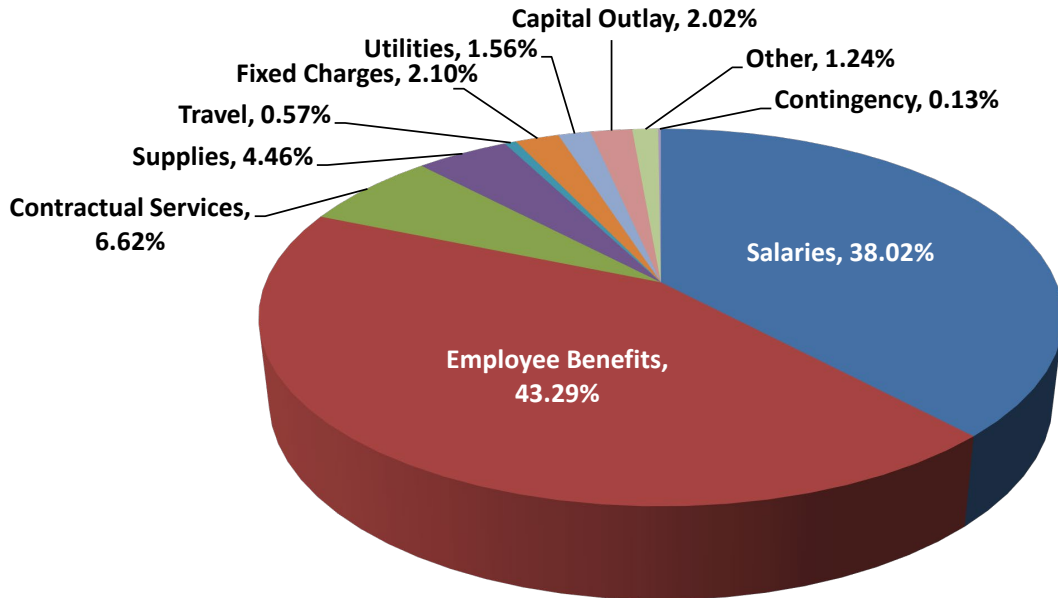
\$0	\$4,810,136	\$4,810,136
-----	-------------	-------------

Combined Budget For Operating Funds Education Fund 01 and Operations Maintenance Fund 02

FY24 Budgeted Operating Revenue By Source



FY24 Budgeted Operating Expenditure By Group



Board Policy 2.1.5.1

Operating Fund Balance

Reserve Requirement Calculation (b.)

FY24 Final Budget	OPERATING EXPENSE BUDGETED		
	Fund 01	Fund 02	Combined
FY24 Total Operating Funds Expenditures	72,420,971	5,438,409	77,859,380
Less: Budgeted SURS Pass-Thru			
01-8060-501016-5299900-50	(22,500,000)	-	(22,500,000)
Less: Contingency	(100,000)	-	(100,000)
Less: Net Transfers	-	-	-
Net Annual Operating Funds Expenditures	49,820,971	5,438,409	55,259,380
4 Months Minimum Reserve	33.33%	16,606,990	1,812,803
8 Months Maximum Reserve	66.67%	33,213,981	3,625,606

Calculated Final Budget Reserve Method 1: Contingency is not utilized	BUDGETED ENDING FUND BALANCE		
	Fund 01	Fund 02	Combined
FY24 Budgeted Ending Balance	30,255,361	5,904,412	36,159,773
Adjustments			
Add: Contingency (assumed not used)	100,000	-	100,000
Ending Budgeted Fund Balance Reserve	30,355,361	5,904,412	36,259,773
			7.87

4 Month Over/(Under) Ending Balance Minimum	17,839,980
8 Month Over/(Under) Ending Balance Maximum	(579,814)

Method 2: Contingency fully utilized	Fund 01	Fund 02	Combined
Calculated Final Budget Reserve Budgeted Ending Balance	30,255,361	5,904,412	36,159,773
Adjustments			
Add: Contingency (assumed used)	-	-	-
FY24 Budgeted Ending Balance	30,255,361	5,904,412	36,159,773
			7.84

4 Month Over/(Under) Ending Balance Minimum	17,739,980
8 Month Over/(Under) Ending Balance Maximum	(679,814)

Budget is in compliance with Board Policy 2.1.5.1. b). under either method displayed.

A second calculation of compliance from the CAFR at year end will be used to determine actual compliance per Board Policy 2.1.5.1. a).

Operating Cash Ratio (method 1)	65.62%
Operating Cash Ratio (method 2)	65.44%

This page left blank intentionally

Budgets By Fund

This page left blank intentionally

FY24 Budget Summary By Fund & Object Group

<i>Fund Code & Name</i>	YTD Thru: 6/30/2023	<i>FY23 YTD</i>	<i>FY23 Budget</i>	<i>FY24 Budget</i>	<i>Change</i>
01 Education					
Beginning Fund Balance		\$25,093,593	\$25,093,593	\$25,563,199	1.9%
Local Governmental Sources		\$26,243,757	\$26,216,305	\$26,052,762	-0.6%
State Governmental Sources		\$3,797,715	\$3,998,885	\$9,311,698	132.9%
Federal Governmental Sources		\$4,789	\$0		
Student Tuition & Fees		\$11,877,978	\$11,796,580	\$12,701,417	7.7%
Sales & Service Fees		\$148,578	\$164,000	\$175,000	6.7%
Facilities Revenue		\$11,766	\$18,966	\$18,966	0.0%
Investment Revenue		\$274,590	\$232,447	\$273,492	17.7%
Nongovernmental Gifts		\$19,815	\$11,000	\$11,000	0.0%
Other Revenue		\$17,132,937	\$28,570,848	\$28,568,798	0.0%
Total Education Fund Revenue		\$59,511,925	\$71,009,031	\$77,113,133	8.6%
Salaries		\$27,650,998	\$27,527,424	\$28,623,808	4.0%
Employee Benefits		\$21,066,037	\$32,399,884	\$33,151,836	2.3%
Contractual Services		\$2,865,352	\$2,842,385	\$3,088,132	8.6%
Supplies		\$2,918,534	\$2,621,304	\$2,788,004	6.4%
Travel		\$281,576	\$309,972	\$410,821	32.5%
Fixed Charges		\$1,536,598	\$1,539,347	\$1,567,785	1.8%
Utilities		\$189,848	\$257,675	\$241,780	-6.2%
Capital Outlay		\$119,743	\$894,269	\$641,805	-28.2%
Other		\$2,009,620	\$916,500	\$957,000	4.4%
Total Education Fund Expense		\$58,638,306	\$69,308,760	\$71,470,971	3.1%
Contingency		\$0	\$100,000	\$100,000	0.0%
Total Education Fund Contingency		\$0	\$100,000	\$100,000	0.0%
				\$0	N/A
Interfund Transfer Out		\$530,279	\$530,279	\$850,000	60.3%
Total Education Fund Transfers		\$530,279	\$530,279	\$850,000	60.3%
Education Surplus/(Deficit)		\$343,340	\$1,069,992	\$4,692,162	338.5%
Estimated Ending Fund Balance		\$25,436,933	\$26,163,585	\$30,255,361	15.6%
33% of Total Education Fund Expenses		\$19,546,102	\$23,102,920	\$23,823,657	3.1%

FY24 Budget Summary By Fund & Object Group

<i>Fund Code & Name</i>	YTD Thru: 6/30/2023	<i>FY23 YTD</i>	<i>FY23 Budget</i>	<i>FY24 Budget</i>	<i>Change</i>
02 Operations and Maintenance					
Beginning Fund Balance		\$5,779,438	\$5,779,438	\$5,786,438	0.1%
Local Governmental Sources		\$2,790,556	\$2,746,074	\$2,647,948	-3.6%
State Governmental Sources		\$873,172	\$873,171	\$1,197,436	37.1%
Student Tuition & Fees		\$1,546,707	\$1,553,847	\$1,659,429	6.8%
Investment Revenue		(\$396)	\$10,624	\$15,570	46.6%
Other Revenue		\$125,198	\$36,000	\$36,000	0.0%
Total Operations and Maintenance Fund Revenue		\$5,335,238	\$5,219,716	\$5,556,383	6.4%
Salaries		\$604,846	\$642,861	\$655,840	2.0%
Employee Benefits		\$156,327	\$149,623	\$185,964	24.3%
Contractual Services		\$1,492,976	\$1,980,629	\$2,006,955	1.3%
Supplies		\$603,646	\$684,935	\$644,990	-5.8%
Travel		\$21,913	\$23,660	\$24,660	4.2%
Fixed Charges		\$39,407	\$52,000	\$52,000	0.0%
Utilities		\$646,602	\$963,000	\$956,000	-0.7%
Capital Outlay		\$162,521	\$793,000	\$912,000	15.0%
Total Operations and Maintenance Fund Expense		\$3,728,238	\$5,289,708	\$5,438,409	2.8%
				\$0	N/A
Interfund Transfer Out		\$1,600,000	\$1,000,000	\$0	N/A
Total Operations and Maintenance Fund Transfers		\$1,600,000	\$1,000,000	\$0	N/A
Operations and Maintenance Surplus/(Deficit)		\$7,000	(\$1,069,992)	\$117,974	-111.0%
Estimated Ending Fund Balance		\$5,786,438	\$4,709,446	\$5,904,412	25.4%
33% of Total Operations and Maintenance Fund Expenses		\$1,242,746	\$1,763,236	\$1,812,803	2.8%

FY24 Budget Summary By Fund & Object Group

<i>Fund Code & Name</i>	YTD Thru: 6/30/2023	<i>FY23 YTD</i>	<i>FY23 Budget</i>	<i>FY24 Budget</i>	<i>Change</i>
03 Operations and Maintenance Restricted					
Beginning Fund Balance		\$7,914,874	\$7,914,874	\$8,706,101	10.0%
State Governmental Sources		\$0	\$19,658,987	\$24,495,351	24.6%
Student Tuition & Fees		\$78,380	\$79,133	\$79,134	0.0%
Investment Revenue		\$439,997	\$57,630	\$121,550	110.9%
Nongovernmental Gifts		\$29,184	\$2,500,000	\$4,600,000	84.0%
Other Revenue		\$463,056	\$1,000,000	\$1,000,000	0.0%
Total Operations and Maintenance Restricted Fund Revenue		\$1,010,616	\$23,295,750	\$30,296,035	30.0%
Contractual Services		\$171,523	\$105,000	\$107,000	1.9%
Supplies		\$18,315	\$0	\$0	N/A
Utilities		\$30,098	\$0		
Capital Outlay		\$1,899,454	\$32,405,625	\$41,501,335	28.1%
Total Operations and Maintenance Restricted Fund Expense		\$2,119,390	\$32,510,625	\$41,608,335	28.0%
				\$0	N/A
Interfund Transfer In		\$1,900,000	\$1,300,000	\$1,560,717	20.1%
Total Operations and Maintenance Restricted Fund Transfers		(\$1,900,000)	(\$1,300,000)	(\$1,560,717)	20.1%
Operations and Maintenance Restricted Surplus/(Deficit)		\$791,227	(\$7,914,875)	(\$9,751,583)	23.2%
Estimated Ending Fund Balance		\$8,706,101	(\$1)	(\$1,045,482)	48100.0%

FY24 Budget Summary By Fund & Object Group

<i>Fund Code & Name</i>	YTD Thru: 6/30/2023	<i>FY23 YTD</i>	<i>FY23 Budget</i>	<i>FY24 Budget</i>	<i>Change</i>
04	Bond and Interest				
Beginning Fund Balance		\$334,743	\$334,743	\$443,504	32.5%
Student Tuition & Fees		\$731,561	\$738,579	\$738,579	0.0%
Total Bond and Interest Fund Revenue		\$731,561	\$738,579	\$738,579	0.0%
Fixed Charges		\$622,800	\$622,800	\$626,200	0.5%
Total Bond and Interest Fund Expense		\$622,800	\$622,800	\$626,200	0.5%
Bond and Interest Surplus/(Deficit)		\$108,761	\$115,779	\$112,379	-2.9%
Estimated Ending Fund Balance		\$443,504	\$450,522	\$555,883	23.4%

FY24 Budget Summary By Fund & Object Group

<i>Fund Code & Name</i>	YTD Thru: 6/30/2023	<i>FY23 YTD</i>	<i>FY23 Budget</i>	<i>FY24 Budget</i>	<i>Change</i>
05	Auxiliary				
Beginning Fund Balance		\$167,528	\$167,528	\$119,077	-28.9%
Student Tuition & Fees		\$874,529	\$800,266	\$828,532	3.5%
Sales & Service Fees		\$3,109,362	\$3,056,500	\$3,315,712	8.5%
Facilities Revenue		\$7,805	\$35,000	\$25,000	-28.6%
Investment Revenue		\$15	\$0		
Nongovernmental Gifts		\$2,006	\$0	\$2,000	#Div/0!
Other Revenue		\$20,691	\$7,500	\$9,400	25.3%
Total Auxiliary Fund Revenue		\$4,014,409	\$3,899,266	\$4,180,644	7.2%
Salaries		\$1,807,150	\$2,033,362	\$2,209,687	8.7%
Employee Benefits		\$263,421	\$453,295	\$394,149	-13.0%
Contractual Services		\$742,090	\$417,933	\$547,738	31.1%
Supplies		\$1,353,468	\$1,284,467	\$1,498,609	16.7%
Travel		\$69,623	\$84,700	\$92,550	9.3%
Fixed Charges		\$13,243	\$22,040	\$18,000	-18.3%
Capital Outlay		\$38,221	\$8,000	\$0	N/A
Other		\$5,923	\$11,000	\$11,000	0.0%
Total Auxiliary Fund Expense		\$4,293,139	\$4,314,797	\$4,771,733	10.6%
				\$0	N/A
Interfund Transfer In		\$230,279	\$230,279	\$550,000	138.8%
Total Auxiliary Fund Transfers		(\$230,279)	(\$230,279)	(\$550,000)	138.8%
Auxiliary Surplus/(Deficit)		(\$48,451)	(\$185,252)	(\$41,089)	-77.8%
Estimated Ending Fund Balance		\$119,077	(\$17,724)	\$77,988	-540.0%

FY24 Budget Summary By Fund & Object Group

<i>Fund Code & Name</i>	YTD Thru: 6/30/2023	<i>FY23 YTD</i>	<i>FY23 Budget</i>	<i>FY24 Budget</i>	<i>Change</i>
06	Restricted Purposes				
Beginning Fund Balance		(\$11,346)	(\$11,346)	(\$14,295)	26.0%
Local Governmental Sources		\$4,104	\$0		
State Governmental Sources		\$1,843,124	\$1,642,732	\$797,849	-51.4%
Federal Governmental Sources		\$11,197,150	\$10,723,624	\$8,649,182	-19.3%
Nongovernmental Gifts		\$239,400	\$202,000	\$305,000	51.0%
Other Revenue		\$0	\$2,666,626	\$5,000,000	87.5%
Total Restricted Purposes Fund Revenue		\$13,283,777	\$15,234,982	\$14,752,031	-3.2%
Salaries		\$1,579,164	\$1,590,267	\$1,588,891	-0.1%
Employee Benefits		\$222,041	\$270,062	\$275,467	2.0%
Contractual Services		\$1,148,727	\$875,309	\$686,045	-21.6%
Supplies		\$1,131,615	\$402,784	\$2,016,747	400.7%
Travel		\$101,801	\$110,849	\$103,100	-7.0%
Fixed Charges		\$416	\$0	\$0	N/A
Utilities		\$0	\$1,083	\$1,083	0.0%
Capital Outlay		\$917,421	\$848,310	\$306,000	-63.9%
Other		\$8,185,541	\$11,136,317	\$9,774,698	-12.2%
Total Restricted Purposes Fund Expense		\$13,286,726	\$15,234,982	\$14,752,031	-3.2%
				\$0	N/A
Total Restricted Purposes Fund Transfers				\$0	N/A
Restricted Purposes Surplus/(Deficit)		(\$2,949)	\$0	\$0	N/A
Estimated Ending Fund Balance		(\$14,295)	(\$11,346)	(\$14,295)	26.0%

FY24 Budget Summary By Fund & Object Group

<i>Fund Code & Name</i>	YTD Thru: 6/30/2023	<i>FY23 YTD</i>	<i>FY23 Budget</i>	<i>FY24 Budget</i>	<i>Change</i>
07	Working Cash				
Beginning Fund Balance		\$3,010,717	\$3,010,717	\$3,033,493	0.8%
Investment Revenue		\$22,776	\$30,289	\$44,960	48.4%
Total Working Cash Fund Revenue		\$22,776	\$30,289	\$44,960	48.4%
Interfund Transfer Out				\$1,260,717	
Total Working Cash Fund Transfers				\$1,260,717	
Working Cash Surplus/(Deficit)		\$22,776	\$30,289	(\$1,215,757)	-4113.9%
Estimated Ending Fund Balance		\$3,033,493	\$3,041,006	\$1,817,736	-40.2%

FY24 Budget Summary By Fund & Object Group

<i>Fund Code & Name</i>	YTD Thru: 6/30/2023	<i>FY23 YTD</i>	<i>FY23 Budget</i>	<i>FY24 Budget</i>	<i>Change</i>
08	General Fixed Asset				
Beginning Fund Balance		\$73,557,934	\$73,557,934	\$73,855,415	0.4%
Other Revenue		\$1,446,112	\$0		
Total General Fixed Asset Fund Revenue		\$1,446,112	\$0		
Capital Outlay		\$1,086,314	\$0	\$0	N/A
Total General Fixed Asset Fund Expense		\$1,086,314	\$0	\$0	N/A
				\$0	N/A
Total General Fixed Asset Fund Transfers				\$0	N/A
General Fixed Asset Surplus/(Deficit)		\$359,798	\$0	\$0	N/A
Estimated Ending Fund Balance		\$73,917,732	\$73,557,934	\$73,855,415	0.4%

FY24 Budget Summary By Fund & Object Group

<i>Fund Code & Name</i>	YTD Thru: 6/30/2023	<i>FY23 YTD</i>	<i>FY23 Budget</i>	<i>FY24 Budget</i>	<i>Change</i>
09	General Long-Term Debt				
Beginning Fund Balance		(\$10,180,383)	(\$10,180,383)	(\$8,999,338)	-11.6%
Other Revenue		(\$463,056)	\$0		
Total General Long-Term Debt Fund Revenue		(\$463,056)	\$0		
Employee Benefits		(\$6,060)	\$0		
Fixed Charges		(\$1,615,837)	\$0	\$0	N/A
Total General Long-Term Debt Fund Expense		(\$1,621,897)	\$0	\$0	N/A
				\$0	N/A
Total General Long-Term Debt Fund Transfers				\$0	N/A
General Long-Term Debt Surplus/(Deficit)		\$1,158,841	\$0	\$0	N/A
Estimated Ending Fund Balance		(\$9,021,542)	(\$10,180,383)	(\$8,999,338)	-11.6%

FY24 Budget Summary By Fund & Object Group

<i>Fund Code & Name</i>	YTD Thru: 6/30/2023	<i>FY23 YTD</i>	<i>FY23 Budget</i>	<i>FY24 Budget</i>	<i>Change</i>
10	Trust & Agency				
Beginning Fund Balance		\$403,874	\$403,874	\$421,200	4.3%
Nongovernmental Gifts		\$96,540	\$0	\$0	N/A
Other Revenue		\$89,770	\$0	\$0	N/A
Total Trust & Agency Fund Revenue		\$186,310	\$0	\$0	N/A
Other		\$168,984	\$0	\$0	N/A
Total Trust & Agency Fund Expense		\$168,984	\$0	\$0	N/A
				\$0	N/A
Total Trust & Agency Fund Transfers				\$0	N/A
Trust & Agency Surplus/(Deficit)		\$17,326	\$0	\$0	N/A
Estimated Ending Fund Balance		\$421,200	\$403,874	\$421,200	4.3%

FY24 Budget Summary By Fund & Object Group

<i>Fund Code & Name</i>	YTD Thru: 6/30/2023	<i>FY23 YTD</i>	<i>FY23 Budget</i>	<i>FY24 Budget</i>	<i>Change</i>
11 Audit					
Beginning Fund Balance		\$52,685	\$52,685	\$48,973	-7.0%
Local Governmental Sources		\$74,894	\$75,000	\$75,000	0.0%
Total Audit Fund Revenue		\$74,894	\$75,000	\$75,000	0.0%
Contractual Services		\$78,606	\$82,000	\$85,000	3.7%
Total Audit Fund Expense		\$78,606	\$82,000	\$85,000	3.7%
Audit Surplus/(Deficit)		(\$3,712)	(\$7,000)	(\$10,000)	42.9%
Estimated Ending Fund Balance		\$48,973	\$45,685	\$38,973	-14.7%

FY24 Budget Summary By Fund & Object Group

<i>Fund Code & Name</i>	YTD Thru: 6/30/2023	<i>FY23 YTD</i>	<i>FY23 Budget</i>	<i>FY24 Budget</i>	<i>Change</i>
12	Liability, Protection & Settlement				
Beginning Fund Balance		\$635,329	\$635,329	\$602,799	-5.1%
Local Governmental Sources		\$701,200	\$702,444	\$702,444	0.0%
Investment Revenue		\$20,128	\$6,325	\$4,796	-24.2%
Total Liability, Protection & Settlement Fund Revenue		\$721,328	\$708,769	\$707,240	-0.2%
Employee Benefits		\$649,554	\$599,959	\$599,959	0.0%
Fixed Charges		\$104,304	\$103,904	\$187,027	80.0%
Total Liability, Protection & Settlement Fund Expense		\$753,858	\$703,863	\$786,986	11.8%
				\$0	N/A
Total Liability, Protection & Settlement Fund Transfers				\$0	N/A
Liability, Protection & Settlement Surplus/(Deficit)		(\$32,530)	\$4,906	(\$79,746)	-1725.5%
Estimated Ending Fund Balance		\$602,799	\$640,235	\$523,053	-18.3%

FY24 Budget Summary By Fund & Object Group

<i>Fund Code & Name</i>	YTD Thru: 6/30/2023	<i>FY23 YTD</i>	<i>FY23 Budget</i>	<i>FY24 Budget</i>	<i>Change</i>
13 Building Bond Proceeds					
Beginning Fund Balance		\$0	\$0		\$0 N/A
Total Building Bond Proceeds Fund Transfers					\$0 N/A
Building Bond Proceeds Surplus/(Deficit)					\$0 N/A
Estimated Ending Fund Balance					

FY24 Budget Summary By Fund & Object Group

<i>Fund Code & Name</i>	YTD Thru: 6/30/2023	<i>FY23 YTD</i>	<i>FY23 Budget</i>	<i>FY24 Budget</i>	<i>Change</i>
14 Public Building Commission Rental					
Beginning Fund Balance		\$0	\$0		\$0 N/A
Total Public Building Commission Rental Fund Transfers					\$0 N/A
Public Building Commission Rental Surplus/(Deficit)					\$0 N/A
Estimated Ending Fund Balance					

FY24 Budget Summary By Fund & Object Group

<i>Fund Code & Name</i>	YTD Thru: 6/30/2023	<i>FY23 YTD</i>	<i>FY23 Budget</i>	<i>FY24 Budget</i>	<i>Change</i>
15	Public Building Commission Operation & Maintenance				
	Beginning Fund Balance	\$0	\$0	\$0	N/A
Total Public Building Commission Operation & Maintenance Fund Transfers				\$0	N/A
	Public Building Commission Operation & Maintenance Surplus			\$0	N/A
Estimated Ending Fund Balance					

FY24 Budget Summary By Fund & Object Group

<i>Fund Code & Name</i>	YTD Thru: 6/30/2023	<i>FY23 YTD</i>	<i>FY23 Budget</i>	<i>FY24 Budget</i>	<i>Change</i>
17	OPEB Liability				
Beginning Fund Balance		(\$27,518,845)	(\$27,518,845)	(\$23,568,093)	-14.4%
Other Revenue		(\$3,950,752)	\$1,500,000	\$1,500,000	0.0%
Total OPEB Liability Fund Revenue		(\$3,950,752)	\$1,500,000	\$1,500,000	0.0%
Employee Benefits		(\$7,901,504)	\$2,999,998	\$2,999,998	0.0%
Total OPEB Liability Fund Expense		(\$7,901,504)	\$2,999,998	\$2,999,998	0.0%
OPEB Liability Surplus/(Deficit)		\$3,950,752	(\$1,499,998)	(\$1,499,998)	0.0%
Estimated Ending Fund Balance		(\$23,568,093)	(\$29,018,843)	(\$25,068,091)	-13.6%

FY24 Budget Summary By Fund & Object Group

<i>Fund Code & Name</i>	YTD Thru: 6/30/2023	<i>FY23 YTD</i>	<i>FY23 Budget</i>	<i>FY24 Budget</i>	<i>Change</i>
<i>Grand Total All Funds Combined</i>		\$6,672,178	(\$9,456,151)	(\$7,675,658)	-18.8%

This page left blank intentionally

Budgets By Fund and Object Group

This page left blank intentionally

McHenry County College
Budget By Fund And Object
Fiscal Year 2024

Fd-Prog-Depart-Object	Description	Budget	Sub Total
EDUCATION FUND			
Local Government			
01-0000-000000-410100105	REAL ESTATE TAXES	-25,564,854	
01-0000-000000-410350000	CPPRT	-487,908	
TOTAL LOCAL GOVERNMENT			-26,052,762
State Government			
01-0000-000000-420100005	ICCB IVG/ING SHORTFALL GRANT	-107,614	
01-0000-000000-420100100	BASE OPERATING GRANTS	-4,263,462	
01-0000-000000-420100200	EQUALIZATION GRANT	-4,590,622	
01-0000-000000-420309905	AVTE/CTE GENERAL REVENUE	-350,000	
TOTAL STATE GOVERNMENT			-9,311,698
Federal Government			
01-0000-000000-439999999			
TOTAL FEDERAL GOVERNMENT			
Student Tuition and Fees			
01-0000-000000-440900010	PROFICIENCY EXAM	-450	
01-0000-000000-440900012	CREDIT FOR PRIOR LEARNING FEES	0	
01-0000-000000-440900015	CLEP TESTING	-1,825	
01-0000-000000-440900020	GED TESTING	-1,500	
01-0000-000000-440900025	MAKE UP TESTING FEES	-100	
01-0000-000000-440900040	OTHER TESTING FEES	-100	
01-0000-000000-440900005	TRANSCRIPT FEES	-40,000	
01-0000-000000-442005000	MISC. FEES	-750,000	
01-0000-000000-440900030	PLACEMENT EXAM FEE	-100	
01-0000-000000-440900050	WORK KEYS TESTING FEES	-100	
01-0000-000000-440200025	TECHNOLOGY FEE	-949,602	
01-0000-000000-440200020	NURSING FEES	-2,000	
01-0000-000000-440200015	GRADUATION FEES	-300	
01-0000-000000-440200010	REGISTRATION FEES	-110,000	
01-0000-000000-440200006	COURSE FEES	-728,732	
01-0000-000000-440100100	TUITION-IN DISTRICT	-9,649,122	
01-0000-000000-440100400	TUITION-INTERNATIONAL STUDENTS	-13,855	
01-0000-000000-440900045	TESTING CTR SERV FEE	-5,000	
01-0000-000000-440100300	TUITION-OUT OF STATE	-20,533	
01-0000-000000-440100200	TUITION-OUT OF DISTRICT	-150,148	
01-0000-000000-440200040	DUAL CREDIT FEES	-277,950	
TOTAL STUDENT TUITION AND FEES			-12,701,417

Fd-Prog-Dept-Object	Description	Budget	Sub Total
Sales and Service Fees			
01-0000-101052-450900050	FLORAL SHOP LAB SALES	-1,000	
01-0000-101052-450900055	STUDENT FARM SALES	-1,500	
01-0000-000000-450400050	FITNESS CENTER REVENUE	-7,500	
01-0000-000000-450400032	KIDS & COLLEGE TUITION	-150,000	
01-0000-102011-450900101	BAKERY FOOD SALES	0	
01-0000-101052-450900045	GREENHOUSE LAB SALES	-15,000	
TOTAL SALES AND SERVICE FEES			-175,000
Facilities Revenue			
01-0000-000000-460900005	MISC RENTAL	-18,966	
TOTAL FACILITIES REVENUE			-18,966
Investment Revenue			
01-0000-000000-470900005	INTEREST ON INVESTMENTS	-20,000	
01-0000-000000-470900006	CHANGE IN FAIR VALUE OF INVEST	-269,594	
01-0000-000000-470900007	INVESTMENT TRANSACTION FEES	16,102	
TOTAL INVESTMENT REVENUE			-273,492
Non Governmental Gifts			
01-0000-000000-480900005	DONATIONS	-1,000	
01-0000-000000-480900025	FOUNDATION CONTRIBUTIONS	-10,000	
TOTAL NON GOVERNMENTAL GIFTS			-11,000
Other Sources			
01-0000-000000-490900040	RETIREE HEALTH INSURANCE CONTR	-1,000	
01-0000-404010-490900058	SUSTAINABILITY REVENUE	0	
01-0000-102050-490900059	RECYCLING REVENUE	0	
01-0000-000000-490900056	SURPLUS SALES	-500	
01-0000-000000-490900055	NSF SERVICE CHARGE	-250	
01-0000-000000-490900050	OTHER MISC INCOME	-20,000	
01-0000-000000-490900045	COBRA HEALTH INSURANCE CONTRIB	-5,000	
01-0000-000000-490900090	SURS PASS THROUGH REVENUE	-22,500,000	
01-0000-000000-490100205	LIBRARY FINES & FEES	-150	
01-0000-000000-490900036	COLLEGE GRP LIFE INS CONTRIBUT	-25,000	
01-0000-303024-490900024	CAREER SERVICES FAIR FEES	-6,000	
01-0000-000000-490900005	FAX DOCUMENT FEE REVENUE	-50	
01-0000-000000-490900010	COIN OPERATED COPY MACHINE REV	0	
01-0000-000000-490900035	COLLEGE HEALTH INSURANCE CONTR	-4,000,000	
01-0000-000000-490900020	COLLEGE FAIR FEES	-1,500	
01-0000-000000-490900025	CELLUAR ONE INCOME	-9,348	
01-0000-000000-490900030	EMPLOYEE HEALTH INSURANCE CONT	-2,000,000	
TOTAL OTHER SOURCES			-28,568,798

Fd-Prog-Dept-Object	Description	Budget	Sub Total
Salaries			
01-1040-103030-510300215	PT STIPENDS FALL SPRG SUM	164,800	
01-1040-103030-510300410	FT INSTR STAFF - OVERLOAD	5,000	
01-1040-103030-510300420	NON-INSTRUCTIONAL OVERLOAD	0	
01-1040-103040-510300100	FT TEACHING FACULTY	213,762	
01-1040-103040-510300110	FT STIPENDS FALL SPRING SUMMER	350	
01-1040-103040-510300210	PT INSTR - INDEP STUDY	15,450	
01-1040-103040-510300205	PT INSTRUCTIONAL OTHER	1,030	
01-1040-103040-510300410	FT INSTR STAFF - OVERLOAD	10,000	
01-1040-103030-510300205	PT INSTRUCTIONAL OTHER	1,236	
01-1040-103025-510300100	FT TEACHING FACULTY	91,682	
01-1040-103040-510300215	PT STIPENDS FALL SPRG SUM	77,250	
01-1040-103040-510300115	INSTR STAFF - INDEP STUDY	5,356	
01-1040-103030-510300100	FT TEACHING FACULTY	124,041	
01-1040-103025-510300420	NON-INSTRUCTIONAL OVERLOAD	8,425	
01-1040-103040-510300420	NON-INSTRUCTIONAL OVERLOAD	6,736	
01-1040-103025-510300215	PT STIPENDS FALL SPRG SUM	1,030	
01-2010-202010-510500100	FT ACADEMIC SUPPORT	158,207	
01-1040-103025-510100100	FT ADMINISTRATIVE STAFF	87,292	
01-1040-103020-510300410	FT INSTR STAFF - OVERLOAD	1,000	
01-1040-103020-510300215	PT STIPENDS FALL SPRG SUM	20,600	
01-1040-103020-510300205	PT INSTRUCTIONAL OTHER	0	
01-1040-103020-510300100	FT TEACHING FACULTY	85,799	
01-1040-103020-510100100	FT ADMINISTRATIVE STAFF	111,721	
01-1040-103010-510300420	NON-INSTRUCTIONAL OVERLOAD	6,836	
01-1040-103010-510300410	FT INSTR STAFF - OVERLOAD	35,000	
01-1040-103025-510300410	FT INSTR STAFF - OVERLOAD	0	
01-2030-201048-510200100	FT PROF/TECH STAFF	77,037	
01-1030-102036-510300100	FT TEACHING FACULTY	137,082	
01-1040-103010-510300215	PT STIPENDS FALL SPRG SUM	82,400	
01-2080-201012-510200100	FT PROF/TECH STAFF	0	
01-2080-201012-510100100	FT ADMINISTRATIVE STAFF	0	
01-2080-201010-510300420	NON-INSTRUCTIONAL OVERLOAD	46,594	
01-2080-201010-510300215	PT STIPENDS FALL SPRG SUM	15,450	
01-2080-201010-510300205	PT INSTRUCTIONAL OTHER	1,030	
01-2080-201010-510300110	FT STIPENDS FALL SPRING SUMMER	30,000	
01-2080-201010-510200100	FT PROF/TECH STAFF	57,624	
01-2080-201010-510100100	FT ADMINISTRATIVE STAFF	169,785	
01-2010-202010-510300205	PT INSTRUCTIONAL OTHER	77,250	
01-2030-201048-510300110	FT STIPENDS FALL SPRING SUMMER	2,000	
01-2010-202010-510100100	FT ADMINISTRATIVE STAFF	100,000	
01-2030-201048-510100100	FT ADMINISTRATIVE STAFF	108,548	
01-2020-201025-510300205	PT INSTRUCTIONAL OTHER	220,135	
01-2020-201025-510200200	PT PROF/TECHNICAL STAFF	0	
01-2020-201025-510200100	FT PROF/TECH STAFF	212,245	
01-2010-202015-510200100	FT PROF/TECH STAFF	49,236	
01-2010-202010-510600200	PT CLERICAL STAFF	27,931	
01-2010-202010-510600100	FT CLERICAL STAFF	40,000	
01-2010-202010-510500200	PT ACADEMIC SUPPORT	30,000	

Fd-Prog-Depart-Object	Description	Budget	Sub Total
01-2010-202010-510300420	NON-INSTRUCTIONAL OVERLOAD	0	
01-2010-202010-510300110	FT STIPENDS FALL SPRING SUMMER	7,000	
01-2010-202010-510200100	FT PROF/TECH STAFF	47,646	
01-2030-201048-510300215	PT STIPENDS FALL SPRG SUM	15,450	
01-1030-102030-510300215	PT STIPENDS FALL SPRG SUM	30,900	
01-1030-102036-510300205	PT INSTRUCTIONAL OTHER	258	
01-3040-302025-510600100	FT CLERICAL STAFF	48,393	
01-1030-102036-510200100	FT PROF/TECH STAFF	80,239	
01-1030-102034-510300420	NON-INSTRUCTIONAL OVERLOAD	4,726	
01-1030-102034-510300410	FT INSTR STAFF - OVERLOAD	15,000	
01-1030-102034-510300215	PT STIPENDS FALL SPRG SUM	159,650	
01-1030-102034-510300210	PT INSTR - INDEP STUDY	25,750	
01-1030-102034-510300205	PT INSTRUCTIONAL OTHER	515	
01-1030-102034-510300115	INSTR STAFF - INDEP STUDY	3,732	
01-1030-102034-510300100	FT TEACHING FACULTY	207,878	
01-1030-102036-510300210	PT INSTR - INDEP STUDY	4,120	
01-1030-102030-510300410	FT INSTR STAFF - OVERLOAD	40,000	
01-1030-102036-510300410	FT INSTR STAFF - OVERLOAD	5,000	
01-1030-102030-510300210	PT INSTR - INDEP STUDY	258	
01-1030-102030-510300205	PT INSTRUCTIONAL OTHER	103	
01-1030-102030-510300115	INSTR STAFF - INDEP STUDY	1,449	
01-1030-102030-510300110	FT STIPENDS FALL SPRING SUMMER	200	
01-1030-102030-510300100	FT TEACHING FACULTY	244,650	
01-1030-102026-510300420	NON-INSTRUCTIONAL OVERLOAD	3,639	
01-1030-102026-510300410	FT INSTR STAFF - OVERLOAD	0	
01-1030-102026-510300215	PT STIPENDS FALL SPRG SUM	5,150	
01-1030-102026-510300115	INSTR STAFF - INDEP STUDY	1,999	
01-1030-102024-510300420	NON-INSTRUCTIONAL OVERLOAD	6,352	
01-1030-102024-510300410	FT INSTR STAFF - OVERLOAD	1,000	
01-1030-102030-510300420	NON-INSTRUCTIONAL OVERLOAD	17,246	
01-1030-102044-510200100	FT PROF/TECH STAFF	172,154	
01-1040-103010-510300100	FT TEACHING FACULTY	465,647	
01-1040-103010-510100100	FT ADMINISTRATIVE STAFF	199,867	
01-1030-103015-510300410	FT INSTR STAFF - OVERLOAD	11,000	
01-1030-103015-510300215	PT STIPENDS FALL SPRG SUM	10,300	
01-1030-103015-510300210	PT INSTR - INDEP STUDY	515	
01-1030-103015-510300100	FT TEACHING FACULTY	94,624	
01-1030-103015-510100100	FT ADMINISTRATIVE STAFF	118,098	
01-1030-102050-510300410	FT INSTR STAFF - OVERLOAD	2,000	
01-1030-102050-510300215	PT STIPENDS FALL SPRG SUM	51,500	
01-1030-102050-510300205	PT INSTRUCTIONAL OTHER	10,300	
01-1030-102050-510300100	FT TEACHING FACULTY	108,842	
01-2080-201015-510100100	FT ADMINISTRATIVE STAFF	303,549	
01-1030-102044-510300110	FT STIPENDS FALL SPRING SUMMER	39,000	
01-1030-102036-510300215	PT STIPENDS FALL SPRG SUM	51,500	
01-1030-102044-510100100	FT ADMINISTRATIVE STAFF	95,697	
01-1030-102042-510300410	FT INSTR STAFF - OVERLOAD	5,000	
01-1030-102042-510300215	PT STIPENDS FALL SPRG SUM	5,150	
01-1030-102042-510300115	INSTR STAFF - INDEP STUDY	1,200	

Fd-Prog-Depart-Object	Description	Budget	Sub Total
01-1030-102040-510300420	NON-INSTRUCTIONAL OVERLOAD	7,822	
01-1030-102040-510300410	FT INSTR STAFF - OVERLOAD	9,000	
01-1030-102040-510300210	PT INSTR - INDEP STUDY	309	
01-1030-102040-510300115	INSTR STAFF - INDEP STUDY	3,399	
01-1030-102040-510300100	FT TEACHING FACULTY	178,658	
01-1030-102036-510300420	NON-INSTRUCTIONAL OVERLOAD	8,811	
01-1040-103010-510300110	FT STIPENDS FALL SPRING SUMMER	1,000	
01-1030-102044-510300215	PT STIPENDS FALL SPRG SUM	98,247	
01-8020-502025-510200100	FT PROF/TECH STAFF	36,439	
01-3040-302025-510100100	FT ADMINISTRATIVE STAFF	89,692	
01-8040-503010-510100100	FT ADMINISTRATIVE STAFF	514,537	
01-8040-501036-510600110	FT SERVICE STAFF	48,007	
01-8040-501036-510200200	PT PROF/TECHNICAL STAFF	21,478	
01-8040-501036-510200100	FT PROF/TECH STAFF	369,440	
01-8040-501036-510100100	FT ADMINISTRATIVE STAFF	105,884	
01-8030-501032-510200100	FT PROF/TECH STAFF	539,612	
01-8030-501032-510100100	FT ADMINISTRATIVE STAFF	113,113	
01-8030-501022-510200100	FT PROF/TECH STAFF	181,780	
01-8030-501022-510100100	FT ADMINISTRATIVE STAFF	100,561	
01-8040-503010-510300215	PT STIPENDS FALL SPRG SUM	10,300	
01-8020-502030-510100100	FT ADMINISTRATIVE STAFF	95,296	
01-8040-503010-510600100	FT CLERICAL STAFF	89,894	
01-8020-502025-510100100	FT ADMINISTRATIVE STAFF	180,848	
01-8020-502015-510600100	FT CLERICAL STAFF	43,341	
01-8020-502015-510200200	PT PROF/TECHNICAL STAFF	59,040	
01-8020-502015-510200100	FT PROF/TECH STAFF	326,476	
01-8020-502015-510100100	FT ADMINISTRATIVE STAFF	128,625	
01-8020-502010-510200100	FT PROF/TECH STAFF	109,152	
01-8020-501028-510600100	FT CLERICAL STAFF	49,185	
01-8020-501020-510200100	FT PROF/TECH STAFF	56,595	
01-8020-501020-510100100	FT ADMINISTRATIVE STAFF	88,689	
01-8010-501013-510100100	FT ADMINISTRATIVE STAFF	127,596	
01-8010-501012-510300215	PT STIPENDS FALL SPRG SUM	0	
01-8020-502030-510200100	FT PROF/TECH STAFF	49,869	
01-8070-506010-510200100	FT PROF/TECH STAFF	110,855	
01-8080-504030-510800015	STUDENT EMPLOYEES - WSI	0	
01-8080-504030-510600100	FT CLERICAL STAFF	108,021	
01-8080-504030-510200100	FT PROF/TECH STAFF	642,081	
01-8080-504030-510100100	FT ADMINISTRATIVE STAFF	102,900	
01-8080-504020-510200100	FT PROF/TECH STAFF	382,271	
01-8080-504020-510100100	FT ADMINISTRATIVE STAFF	130,607	
01-8080-504015-510200100	FT PROF/TECH STAFF	324,842	
01-8080-504015-510100100	FT ADMINISTRATIVE STAFF	102,900	
01-8080-504010-510200100	FT PROF/TECH STAFF	212,912	
01-8080-504010-510100100	FT ADMINISTRATIVE STAFF	180,003	
01-8040-503010-510200100	FT PROF/TECH STAFF	103,775	
01-8070-506015-510100100	FT ADMINISTRATIVE STAFF	108,045	
01-8010-501012-510100100	FT ADMINISTRATIVE STAFF	314,235	
01-8070-506010-510100100	FT ADMINISTRATIVE STAFF	173,650	

Fd-Prog-Depart-Object	Description	Budget	Sub Total
01-8060-501024-510600200	PT CLERICAL STAFF	28,526	
01-8060-501016-510900040	FACULTY TUITION STIPEND	95,000	
01-8060-501016-510600200	PT CLERICAL STAFF	0	
01-8060-501016-510600101	FT CLERICAL VACANCY ALLOWANCE	-304,603	
01-8060-501016-510300206	PT INSTRUCT VACANCY ALLOWANCE	-365,523	
01-8060-501016-510200101	FT PROF VACANCY ALLOWANCE	-304,603	
01-8060-501016-510200100	FT PROF/TECH STAFF	0	
01-8060-501016-510100101	FT ADMIN VACANCY ALLOWANCE	-243,682	
01-8060-501016-510100100	FT ADMINISTRATIVE STAFF	0	
01-8040-503010-510900060	SIGN ON BONUS	35,000	
01-8070-506015-510200100	FT PROF/TECH STAFF	132,777	
01-3020-302015-510600200	PT CLERICAL STAFF	55,648	
01-3020-303034-510200200	PT PROF/TECHNICAL STAFF	179,767	
01-3020-303034-510200100	FT PROF/TECH STAFF	61,213	
01-3020-303034-510100100	FT ADMINISTRATIVE STAFF	183,253	
01-3020-303026-510600200	PT CLERICAL STAFF	36,186	
01-3020-303024-510600100	FT CLERICAL STAFF	44,326	
01-3020-303024-510200100	FT PROF/TECH STAFF	60,883	
01-3020-303018-510600200	PT CLERICAL STAFF	61,278	
01-3020-303018-510200100	FT PROF/TECH STAFF	115,878	
01-3020-303012-510300110	FT STIPENDS FALL SPRING SUMMER	0	
01-3020-303010-510300215	PT STIPENDS FALL SPRG SUM	18,373	
01-8010-501012-510300110	FT STIPENDS FALL SPRING SUMMER	0	
01-3020-302020-510200100	FT PROF/TECH STAFF	614,228	
01-1030-102024-510300215	PT STIPENDS FALL SPRG SUM	82,400	
01-3020-302015-510600100	FT CLERICAL STAFF	111,318	
01-3020-302015-510200200	PT PROF/TECHNICAL STAFF	25,000	
01-3020-302015-510200100	FT PROF/TECH STAFF	176,314	
01-3020-302015-510100100	FT ADMINISTRATIVE STAFF	94,154	
01-3010-303016-510300215	PT STIPENDS FALL SPRG SUM	3,045	
01-3010-303016-510300110	FT STIPENDS FALL SPRING SUMMER	24,000	
01-3010-302010-510600200	PT CLERICAL STAFF	243,398	
01-3010-302010-510200100	FT PROF/TECH STAFF	0	
01-3010-302010-510100100	FT ADMINISTRATIVE STAFF	97,099	
01-2080-201018-510100100	FT ADMINISTRATIVE STAFF	105,749	
01-2080-201015-510800015	STUDENT EMPLOYEES - WSI	195,000	
01-3020-302020-510600100	FT CLERICAL STAFF	0	
01-4010-401012-510300205	PT INSTRUCTIONAL OTHER	92,700	
01-2080-201015-510200100	FT PROF/TECH STAFF	213,418	
01-4040-404010-510300215	PT STIPENDS FALL SPRG SUM	1,030	
01-4040-404010-510100100	FT ADMINISTRATIVE STAFF	103,579	
01-4030-401016-510100100	FT ADMINISTRATIVE STAFF	0	
01-4010-401034-510200100	FT PROF/TECH STAFF	137,387	
01-4010-401032-510600100	FT CLERICAL STAFF	98,305	
01-4010-401032-510300215	PT STIPENDS FALL SPRG SUM	57	
01-4010-401032-510100100	FT ADMINISTRATIVE STAFF	0	
01-4010-401030-510300215	PT STIPENDS FALL SPRG SUM	37,080	
01-4010-401030-510300205	PT INSTRUCTIONAL OTHER	30,900	
01-4010-401030-510300110	FT STIPENDS FALL SPRING SUMMER	6,500	

Fd-Prog-Depart-Object	Description	Budget	Sub Total
01-3020-303060-510200100	FT PROF/TECH STAFF	213,263	
01-4010-401012-510300215	PT STIPENDS FALL SPRG SUM	21,077	
01-3020-303070-510200100	FT PROF/TECH STAFF	95,375	
01-4010-401012-510200100	FT PROF/TECH STAFF	163,197	
01-4010-401012-510100100	FT ADMINISTRATIVE STAFF	91,060	
01-3090-303043-510200100	FT PROF/TECH STAFF	93,040	
01-3090-303043-510100100	FT ADMINISTRATIVE STAFF	75,601	
01-3060-303042-510200100	FT PROF/TECH STAFF	56,595	
01-3060-303038-510200100	FT PROF/TECH STAFF	54,001	
01-3060-303030-510300420	NON-INSTRUCTIONAL OVERLOAD	7,240	
01-3040-302025-510600200	PT CLERICAL STAFF	0	
01-1030-102040-510300205	PT INSTRUCTIONAL OTHER	0	
01-3040-302025-510200100	FT PROF/TECH STAFF	256,733	
01-8010-501012-510200100	FT PROF/TECH STAFF	79,413	
01-4010-401012-510600200	PT CLERICAL STAFF	29,545	
01-1010-101038-510300205	PT INSTRUCTIONAL OTHER	2,575	
01-1010-101040-510600200	PT CLERICAL STAFF	24,079	
01-1010-101040-510300420	NON-INSTRUCTIONAL OVERLOAD	15,786	
01-1010-101040-510300410	FT INSTR STAFF - OVERLOAD	110,000	
01-1010-101040-510300215	PT STIPENDS FALL SPRG SUM	190,550	
01-1010-101040-510300205	PT INSTRUCTIONAL OTHER	1,030	
01-1010-101040-510300110	FT STIPENDS FALL SPRING SUMMER	20,000	
01-1010-101040-510300100	FT TEACHING FACULTY	522,823	
01-1010-101040-510200100	FT PROF/TECH STAFF	51,774	
01-1010-101038-510300420	NON-INSTRUCTIONAL OVERLOAD	3,868	
01-1010-101038-510300410	FT INSTR STAFF - OVERLOAD	65,000	
01-1010-101030-510300100	FT TEACHING FACULTY	257,887	
01-1010-101038-510300210	PT INSTR - INDEP STUDY	5,150	
01-1010-101042-510300205	PT INSTRUCTIONAL OTHER	515	
01-1010-101038-510300110	FT STIPENDS FALL SPRING SUMMER	500	
01-1010-101038-510300100	FT TEACHING FACULTY	1,225,701	
01-1010-101036-510600200	PT CLERICAL STAFF	21,853	
01-1010-101036-510300215	PT STIPENDS FALL SPRG SUM	50,545	
01-1010-101036-510200100	FT PROF/TECH STAFF	47,000	
01-1010-101036-510100100	FT ADMINISTRATIVE STAFF	221,778	
01-1010-101030-510300420	NON-INSTRUCTIONAL OVERLOAD	14,580	
01-1010-101030-510300410	FT INSTR STAFF - OVERLOAD	15,000	
01-1010-101030-510300215	PT STIPENDS FALL SPRG SUM	113,300	
01-1010-101030-510300210	PT INSTR - INDEP STUDY	2,575	
01-1010-101056-510300205	PT INSTRUCTIONAL OTHER	0	
01-1010-101038-510300215	PT STIPENDS FALL SPRG SUM	206,000	
01-1010-101050-510300215	PT STIPENDS FALL SPRG SUM	20,600	
01-1010-101056-510300100	FT TEACHING FACULTY	438,310	
01-1010-101054-510300215	PT STIPENDS FALL SPRG SUM	34,629	
01-1010-101054-510200100	FT PROF/TECH STAFF	55,969	
01-1010-101054-510100100	FT ADMINISTRATIVE STAFF	100,590	
01-1010-101052-510600220	PT SERVICE STAFF	84,126	
01-1010-101052-510300420	NON-INSTRUCTIONAL OVERLOAD	18,578	
01-1010-101052-510300410	FT INSTR STAFF - OVERLOAD	20,000	

Fd-Prog-Depart-Object	Description	Budget	Sub Total
01-1010-101052-510300215	PT STIPENDS FALL SPRG SUM	51,500	
01-1010-101052-510300210	PT INSTR - INDEP STUDY	2,575	
01-1010-101052-510300205	PT INSTRUCTIONAL OTHER	0	
01-1010-101052-510300100	FT TEACHING FACULTY	97,566	
01-1010-101042-510200200	PT PROF/TECHNICAL STAFF	30,446	
01-1010-101050-510300420	NON-INSTRUCTIONAL OVERLOAD	380	
01-1010-101042-510300100	FT TEACHING FACULTY	207,878	
01-1010-101046-510300215	PT STIPENDS FALL SPRG SUM	30,900	
01-1010-101046-510300210	PT INSTR - INDEP STUDY	1,030	
01-1010-101044-510300420	NON-INSTRUCTIONAL OVERLOAD	17,338	
01-1010-101044-510300410	FT INSTR STAFF - OVERLOAD	65,000	
01-1010-101044-510300215	PT STIPENDS FALL SPRG SUM	51,500	
01-1010-101044-510300110	FT STIPENDS FALL SPRING SUMMER	7,000	
01-1010-101044-510300100	FT TEACHING FACULTY	361,827	
01-1010-101042-510300420	NON-INSTRUCTIONAL OVERLOAD	4,536	
01-1010-101042-510300410	FT INSTR STAFF - OVERLOAD	25,000	
01-1010-101042-510300215	PT STIPENDS FALL SPRG SUM	118,450	
01-1010-101028-510300420	NON-INSTRUCTIONAL OVERLOAD	4,383	
01-1010-101052-510200100	FT PROF/TECH STAFF	20,000	
01-1010-101012-510300210	PT INSTR - INDEP STUDY	0	
01-1010-101016-510300115	INSTR STAFF - INDEP STUDY	958	
01-1010-101016-510300100	FT TEACHING FACULTY	429,486	
01-1010-101014-510300420	NON-INSTRUCTIONAL OVERLOAD	23,213	
01-1010-101014-510300410	FT INSTR STAFF - OVERLOAD	27,000	
01-1010-101014-510300215	PT STIPENDS FALL SPRG SUM	144,200	
01-1010-101014-510300210	PT INSTR - INDEP STUDY	0	
01-1010-101014-510300205	PT INSTRUCTIONAL OTHER	258	
01-1010-101014-510300115	INSTR STAFF - INDEP STUDY	25	
01-1010-101014-510300100	FT TEACHING FACULTY	320,693	
01-1010-101012-510300420	NON-INSTRUCTIONAL OVERLOAD	3,845	
01-1010-101030-510300205	PT INSTRUCTIONAL OTHER	0	
01-1010-101012-510300215	PT STIPENDS FALL SPRG SUM	46,350	
01-1010-101016-510300215	PT STIPENDS FALL SPRG SUM	231,750	
01-1010-101012-510300205	PT INSTRUCTIONAL OTHER	5,150	
01-1010-101012-510300115	INSTR STAFF - INDEP STUDY	2,799	
01-1010-101012-510300100	FT TEACHING FACULTY	115,265	
01-1010-101010-510300420	NON-INSTRUCTIONAL OVERLOAD	8,238	
01-1010-101010-510300410	FT INSTR STAFF - OVERLOAD	36,000	
01-1010-101010-510300215	PT STIPENDS FALL SPRG SUM	206,000	
01-1010-101010-510300210	PT INSTR - INDEP STUDY	515	
01-1010-101010-510300205	PT INSTRUCTIONAL OTHER	515	
01-1010-101010-510300115	INSTR STAFF - INDEP STUDY	400	
01-1010-101010-510300110	FT STIPENDS FALL SPRING SUMMER	0	
01-1010-101010-510300100	FT TEACHING FACULTY	987,854	
01-1010-101012-510300410	FT INSTR STAFF - OVERLOAD	13,000	
01-1010-101022-510300115	INSTR STAFF - INDEP STUDY	1,229	
01-1010-101028-510300410	FT INSTR STAFF - OVERLOAD	1,500	
01-1010-101028-510300215	PT STIPENDS FALL SPRG SUM	72,100	
01-1010-101028-510300210	PT INSTR - INDEP STUDY	5,150	

Fd-Prog-Depart-Object	Description	Budget	Sub Total
01-1030-102024-510300210	PT INSTR - INDEP STUDY	5,150	
01-1010-101028-510300100	FT TEACHING FACULTY	97,075	
01-1030-102040-510300215	PT STIPENDS FALL SPRG SUM	72,100	
01-1010-101026-510300210	PT INSTR - INDEP STUDY	1,030	
01-1010-101024-510300215	PT STIPENDS FALL SPRG SUM	5,150	
01-1010-101024-510300210	PT INSTR - INDEP STUDY	5,150	
01-1010-101022-510300420	NON-INSTRUCTIONAL OVERLOAD	7,859	
01-1010-101022-510300410	FT INSTR STAFF - OVERLOAD	6,000	
01-1010-101016-510300205	PT INSTRUCTIONAL OTHER	1,030	
01-1010-101022-510300210	PT INSTR - INDEP STUDY	66,950	
01-1010-101016-510300210	PT INSTR - INDEP STUDY	8,240	
01-1010-101022-510300100	FT TEACHING FACULTY	183,364	
01-1010-101020-510300215	PT STIPENDS FALL SPRG SUM	1,030	
01-1010-101020-510300100	FT TEACHING FACULTY	91,682	
01-1010-101018-510300420	NON-INSTRUCTIONAL OVERLOAD	6,266	
01-1010-101018-510300410	FT INSTR STAFF - OVERLOAD	1,000	
01-1010-101018-510300215	PT STIPENDS FALL SPRG SUM	1,030	
01-1010-101018-510300110	FT STIPENDS FALL SPRING SUMMER	0	
01-1010-101018-510300100	FT TEACHING FACULTY	85,456	
01-1010-101016-510300420	NON-INSTRUCTIONAL OVERLOAD	13,187	
01-1010-101016-510300410	FT INSTR STAFF - OVERLOAD	40,000	
01-1010-101028-510300205	PT INSTRUCTIONAL OTHER	0	
01-1010-101022-510300215	PT STIPENDS FALL SPRG SUM	41,200	
01-1010-101086-510300410	FT INSTR STAFF - OVERLOAD	7,500	
01-1010-101078-510300210	PT INSTR - INDEP STUDY	4,120	
01-1020-102016-510100100	FT ADMINISTRATIVE STAFF	102,024	
01-1020-102014-510600100	FT CLERICAL STAFF	0	
01-1020-102014-510200100	FT PROF/TECH STAFF	0	
01-1020-102010-510300420	NON-INSTRUCTIONAL OVERLOAD	9,235	
01-1020-102010-510300410	FT INSTR STAFF - OVERLOAD	5,000	
01-1020-102010-510300215	PT STIPENDS FALL SPRG SUM	128,750	
01-1020-102010-510300210	PT INSTR - INDEP STUDY	1,545	
01-1020-102010-510300205	PT INSTRUCTIONAL OTHER	1,545	
01-1020-102010-510300115	INSTR STAFF - INDEP STUDY	350	
01-1020-102016-510300100	FT TEACHING FACULTY	120,000	
01-1010-101086-510300420	NON-INSTRUCTIONAL OVERLOAD	2,827	
01-1020-102016-510300420	NON-INSTRUCTIONAL OVERLOAD	7,322	
01-1010-101086-510300215	PT STIPENDS FALL SPRG SUM	82,400	
01-1010-101086-510300205	PT INSTRUCTIONAL OTHER	2,621	
01-1010-101080-510300420	NON-INSTRUCTIONAL OVERLOAD	13,365	
01-1010-101080-510300410	FT INSTR STAFF - OVERLOAD	10,000	
01-1010-101080-510300215	PT STIPENDS FALL SPRG SUM	108,150	
01-1010-101080-510300210	PT INSTR - INDEP STUDY	1,545	
01-1010-101080-510300115	INSTR STAFF - INDEP STUDY	200	
01-1010-101080-510300100	FT TEACHING FACULTY	216,154	
01-1010-101078-510300420	NON-INSTRUCTIONAL OVERLOAD	13,808	
01-1010-101078-510300410	FT INSTR STAFF - OVERLOAD	15,000	
01-1010-101078-510300215	PT STIPENDS FALL SPRG SUM	46,350	
01-1020-102010-510300100	FT TEACHING FACULTY	78,445	

Fd-Prog-Depart-Object	Description	Budget	Sub Total
01-1030-102020-510300100	FT TEACHING FACULTY	170,127	
01-1010-101026-510300215	PT STIPENDS FALL SPRG SUM	8,240	
01-1010-101056-510300210	PT INSTR - INDEP STUDY	5,150	
01-1030-102024-510300205	PT INSTRUCTIONAL OTHER	223,155	
01-1030-102024-510300100	FT TEACHING FACULTY	90,000	
01-1030-102024-510200200	PT PROF/TECHNICAL STAFF	21,840	
01-1030-102022-510300215	PT STIPENDS FALL SPRG SUM	154	
01-1030-102022-510300205	PT INSTRUCTIONAL OTHER	0	
01-1030-102020-510300420	NON-INSTRUCTIONAL OVERLOAD	3,076	
01-1030-102020-510300410	FT INSTR STAFF - OVERLOAD	10,000	
01-1030-102020-510300215	PT STIPENDS FALL SPRG SUM	10,300	
01-1020-102016-510200100	FT PROF/TECH STAFF	246,119	
01-1030-102020-510300115	INSTR STAFF - INDEP STUDY	1,799	
01-1020-102016-510300215	PT STIPENDS FALL SPRG SUM	51,098	
01-1030-102018-510300420	NON-INSTRUCTIONAL OVERLOAD	10,325	
01-1030-102018-510300410	FT INSTR STAFF - OVERLOAD	4,000	
01-1030-102018-510300215	PT STIPENDS FALL SPRG SUM	5,150	
01-1030-102018-510300210	PT INSTR - INDEP STUDY	1,030	
01-1030-102018-510300115	INSTR STAFF - INDEP STUDY	200	
01-1030-102018-510300100	FT TEACHING FACULTY	80,364	
01-1020-102019-510300420	NON-INSTRUCTIONAL OVERLOAD	3,298	
01-1020-102019-510300215	PT STIPENDS FALL SPRG SUM	10,300	
01-1020-102019-510300210	PT INSTR - INDEP STUDY	122,143	
01-1020-102019-510300115	INSTR STAFF - INDEP STUDY	400	
01-1020-102019-510300100	FT TEACHING FACULTY	120,119	
01-1030-102020-510300210	PT INSTR - INDEP STUDY	0	
01-1010-101060-510300115	INSTR STAFF - INDEP STUDY	2,024	
01-1010-101066-510300100	FT TEACHING FACULTY	311,133	
01-1010-101064-510300420	NON-INSTRUCTIONAL OVERLOAD	0	
01-1010-101064-510300410	FT INSTR STAFF - OVERLOAD	10,000	
01-1010-101064-510300215	PT STIPENDS FALL SPRG SUM	20,600	
01-1010-101064-510300115	INSTR STAFF - INDEP STUDY	225	
01-1010-101064-510300100	FT TEACHING FACULTY	79,916	
01-1010-101062-510300410	FT INSTR STAFF - OVERLOAD	10,000	
01-1010-101062-510300215	PT STIPENDS FALL SPRG SUM	36,050	
01-1010-101062-510300210	PT INSTR - INDEP STUDY	4,120	
01-1010-101062-510300115	INSTR STAFF - INDEP STUDY	275	
01-1010-101060-510300410	FT INSTR STAFF - OVERLOAD	18,000	
01-1010-101066-510300115	INSTR STAFF - INDEP STUDY	200	
01-1010-101060-510300210	PT INSTR - INDEP STUDY	0	
01-1010-101062-510300205	PT INSTRUCTIONAL OTHER	515	
01-1010-101060-510300100	FT TEACHING FACULTY	118,648	
01-1010-101058-510300420	NON-INSTRUCTIONAL OVERLOAD	9,748	
01-1010-101058-510300410	FT INSTR STAFF - OVERLOAD	20,000	
01-1010-101058-510300215	PT STIPENDS FALL SPRG SUM	42,028	
01-1010-101058-510300205	PT INSTRUCTIONAL OTHER	1,030	
01-1010-101058-510300100	FT TEACHING FACULTY	177,971	
01-1010-101056-510300420	NON-INSTRUCTIONAL OVERLOAD	6,544	
01-1010-101078-510300115	INSTR STAFF - INDEP STUDY	228	

Fd-Prog-Depart-Object	Description	Budget	Sub Total
01-1020-102016-510600100	FT CLERICAL STAFF	49,035	
01-1010-101056-510300410	FT INSTR STAFF - OVERLOAD	35,000	
01-1010-101056-510300215	PT STIPENDS FALL SPRG SUM	129,008	
01-1010-101060-510300215	PT STIPENDS FALL SPRG SUM	51,500	
01-1010-101072-510300410	FT INSTR STAFF - OVERLOAD	2,000	
01-1010-101068-510300420	NON-INSTRUCTIONAL OVERLOAD	9,754	
01-1010-101070-510300115	INSTR STAFF - INDEP STUDY	1,399	
01-1010-101074-510300210	PT INSTR - INDEP STUDY	0	
01-1010-101070-510300410	FT INSTR STAFF - OVERLOAD	8,000	
01-1010-101072-510300115	INSTR STAFF - INDEP STUDY	1,794	
01-1010-101068-510300410	FT INSTR STAFF - OVERLOAD	24,000	
01-1010-101072-510300215	PT STIPENDS FALL SPRG SUM	61,800	
01-1010-101070-510300215	PT STIPENDS FALL SPRG SUM	41,200	
01-1010-101072-510300420	NON-INSTRUCTIONAL OVERLOAD	8,958	
01-1010-101066-510300205	PT INSTRUCTIONAL OTHER	515	
01-1010-101062-510300100	FT TEACHING FACULTY	77,660	
01-1010-101074-510300215	PT STIPENDS FALL SPRG SUM	20,600	
01-1010-101074-510300410	FT INSTR STAFF - OVERLOAD	5,000	
01-1010-101078-510300100	FT TEACHING FACULTY	228,960	
01-1010-101072-510300210	PT INSTR - INDEP STUDY	5,150	
01-1010-101068-510300100	FT TEACHING FACULTY	213,762	
01-1010-101066-510300215	PT STIPENDS FALL SPRG SUM	30,900	
01-1010-101072-510300100	FT TEACHING FACULTY	64,472	
01-1010-101066-510300210	PT INSTR - INDEP STUDY	3,605	
01-1010-101066-510300420	NON-INSTRUCTIONAL OVERLOAD	7,207	
01-1010-101066-510300410	FT INSTR STAFF - OVERLOAD	40,000	
01-1010-101068-510300115	INSTR STAFF - INDEP STUDY	18,360	
01-1010-101068-510300205	PT INSTRUCTIONAL OTHER	258	
01-1010-101068-510300210	PT INSTR - INDEP STUDY	3,605	
01-1010-101068-510300215	PT STIPENDS FALL SPRG SUM	51,500	
TOTAL SALARIES			28,623,808

Fd-Prog-Dept-Object	Description	Budget	Sub Total
Employee Benefits			
01-4030-401016-520900060	SURS FEDERAL GRANT OBLIGATION	0	
01-3090-303043-520900055	SURS .5% EMPLOYER CONTRIBUTION	843	
01-4030-401016-520100100	EMPLOYER GTL MEDICAL VISION	0	
01-4010-401034-520900055	SURS .5% EMPLOYER CONTRIBUTION	687	
01-4040-404010-520100100	EMPLOYER GTL MEDICAL VISION	25,876	
01-4030-401016-520900055	SURS .5% EMPLOYER CONTRIBUTION	0	
01-4010-401034-520100100	EMPLOYER GTL MEDICAL VISION	61,503	
01-4010-401032-520900055	SURS .5% EMPLOYER CONTRIBUTION	492	
01-4010-401032-520100100	EMPLOYER GTL MEDICAL VISION	43,931	
01-4010-401012-520900055	SURS .5% EMPLOYER CONTRIBUTION	1,739	
01-4010-401030-520100100	EMPLOYER GTL MEDICAL VISION	0	
01-4040-404010-520900055	SURS .5% EMPLOYER CONTRIBUTION	523	
01-4010-401030-520900055	SURS .5% EMPLOYER CONTRIBUTION	339	
01-4010-401012-520100100	EMPLOYER GTL MEDICAL VISION	101,265	
01-8020-501028-520100100	EMPLOYER GTL MEDICAL VISION	29,305	
01-8020-502015-520100100	EMPLOYER GTL MEDICAL VISION	103,621	
01-8020-502010-520900055	SURS .5% EMPLOYER CONTRIBUTION	546	
01-8020-502015-520900055	SURS .5% EMPLOYER CONTRIBUTION	2,662	
01-8020-502025-520100100	EMPLOYER GTL MEDICAL VISION	36,645	
01-3010-303016-520900055	SURS .5% EMPLOYER CONTRIBUTION	76	
01-8020-501028-520900055	SURS .5% EMPLOYER CONTRIBUTION	246	
01-8020-502010-520100100	EMPLOYER GTL MEDICAL VISION	23,012	
01-8010-501012-520100100	EMPLOYER GTL MEDICAL VISION	56,492	
01-8020-501020-520900055	SURS .5% EMPLOYER CONTRIBUTION	726	
01-8020-501020-520100100	EMPLOYER GTL MEDICAL VISION	47,724	
01-8010-501013-520900055	SURS .5% EMPLOYER CONTRIBUTION	638	
01-8010-501013-520100100	EMPLOYER GTL MEDICAL VISION	649	
01-8010-501012-520900075	EMPLOYER MATCH 403B	22,500	
01-8010-501012-520900055	SURS .5% EMPLOYER CONTRIBUTION	1,968	
01-3090-303043-520100100	EMPLOYER GTL MEDICAL VISION	13,280	
01-3020-303026-520900055	SURS .5% EMPLOYER CONTRIBUTION	181	
01-3010-302010-520100100	EMPLOYER GTL MEDICAL VISION	86,442	
01-3010-302010-520900055	SURS .5% EMPLOYER CONTRIBUTION	1,701	
01-8080-504015-520100100	EMPLOYER GTL MEDICAL VISION	70,788	
01-8020-502025-520900055	SURS .5% EMPLOYER CONTRIBUTION	1,086	
01-3010-303016-520100100	EMPLOYER GTL MEDICAL VISION	0	
01-3020-302015-520100100	EMPLOYER GTL MEDICAL VISION	98,343	
01-3020-302020-520100100	EMPLOYER GTL MEDICAL VISION	220,567	
01-3020-302020-520900055	SURS .5% EMPLOYER CONTRIBUTION	2,397	
01-3020-303010-520900055	SURS .5% EMPLOYER CONTRIBUTION	92	
01-3020-303012-520100100	EMPLOYER GTL MEDICAL VISION	0	
01-3020-303012-520900055	SURS .5% EMPLOYER CONTRIBUTION	0	
01-3020-303018-520100100	EMPLOYER GTL MEDICAL VISION	11,343	
01-3020-302015-520900055	SURS .5% EMPLOYER CONTRIBUTION	2,188	
01-3020-303024-520900055	SURS .5% EMPLOYER CONTRIBUTION	748	
01-3060-303042-520900055	SURS .5% EMPLOYER CONTRIBUTION	283	
01-3020-303034-520100100	EMPLOYER GTL MEDICAL VISION	55,508	
01-3020-303034-520900055	SURS .5% EMPLOYER CONTRIBUTION	2,121	

Fd-Prog-Depart-Object	Description	Budget	Sub Total
01-3020-303060-520100100	EMPLOYER GTL MEDICAL VISION	78,997	
01-3020-303060-520900055	SURS .5% EMPLOYER CONTRIBUTION	817	
01-3020-303070-520100100	EMPLOYER GTL MEDICAL VISION	25,696	
01-3020-303070-520900055	SURS .5% EMPLOYER CONTRIBUTION	477	
01-3040-302025-520100100	EMPLOYER GTL MEDICAL VISION	138,834	
01-3040-302025-520900055	SURS .5% EMPLOYER CONTRIBUTION	1,724	
01-3060-303030-520100100	EMPLOYER GTL MEDICAL VISION	0	
01-3060-303030-520900055	SURS .5% EMPLOYER CONTRIBUTION	0	
01-3060-303038-520100100	EMPLOYER GTL MEDICAL VISION	90	
01-3060-303038-520900055	SURS .5% EMPLOYER CONTRIBUTION	270	
01-3060-303042-520100100	EMPLOYER GTL MEDICAL VISION	22,922	
01-3020-303018-520900055	SURS .5% EMPLOYER CONTRIBUTION	886	
01-8060-503025-520900005	EMPLOYEE ASSISTANCE PROGRAM	7,500	
01-8080-504010-520100100	EMPLOYER GTL MEDICAL VISION	49,150	
01-8060-503025-520100160	COBRA MEDICAL CLAIMS DOCTOR	10,000	
01-8060-503025-520100165	COBRA MEDICAL CLAIMS PRESCRIPT	7,500	
01-8060-503025-520100170	MEDICAL INSURANCE ADMINISTRATI	220,000	
01-8060-503025-520100175	MEDICAL INSURANCE ACCESS FEE	150,000	
01-8060-503025-520100180	MEDICAL INSURANCE PRESCRIPTION	-130,000	
01-8060-503025-520100185	MEDICAL INSURANCE STOP LOSS AG	500	
01-8060-503025-520100190	MEDICAL INSURANCE STOP LOSS IN	200,000	
01-8060-503025-520100195	MEDICAL INSURANCE STOP LOSS RE	-50,000	
01-8060-503025-520100200	DENTAL	250,000	
01-8060-503025-520100205	DENTAL INSURANCE ADMINISTRATIO	15,000	
01-8060-503025-520100300	VISION	100,000	
01-8060-503025-520100150	EMPLOYEE MEDICAL CLAIMS PRESCR	1,000,000	
01-8060-503025-520900001	FLEXIBLE SPENDING ADMIN EXP	8,000	
01-8060-503025-520100145	EMPLOYEE MEDICAL CLAIMS DOCTOR	1,400,000	
01-8060-503025-520900008	WELLNESS BENEFITS	10,000	
01-8070-506010-520100100	EMPLOYER GTL MEDICAL VISION	110,513	
01-8070-506010-520900055	SURS .5% EMPLOYER CONTRIBUTION	1,173	
01-8070-506015-520100100	EMPLOYER GTL MEDICAL VISION	66,293	
01-8070-506015-520900055	SURS .5% EMPLOYER CONTRIBUTION	1,203	
01-8080-504010-520900055	SURS .5% EMPLOYER CONTRIBUTION	1,302	
01-8080-504015-520900055	SURS .5% EMPLOYER CONTRIBUTION	2,139	
01-8080-504020-520100100	EMPLOYER GTL MEDICAL VISION	98,206	
01-8080-504020-520900055	SURS .5% EMPLOYER CONTRIBUTION	2,564	
01-8080-504030-520100100	EMPLOYER GTL MEDICAL VISION	213,544	
01-8080-504030-520900055	SURS .5% EMPLOYER CONTRIBUTION	4,265	
01-3020-303024-520100100	EMPLOYER GTL MEDICAL VISION	25,192	
01-2080-201018-520900055	SURS .5% EMPLOYER CONTRIBUTION	529	
01-8060-503025-520100400	GROUP LIFE INSURANCE	20,000	
01-8060-501016-520700025	TUITION WAIVER - FACULTY DEPEN	35,000	
01-8020-502030-520900055	SURS .5% EMPLOYER CONTRIBUTION	725	
01-8030-501022-520100100	EMPLOYER GTL MEDICAL VISION	56,130	
01-8030-501022-520900055	SURS .5% EMPLOYER CONTRIBUTION	1,162	
01-8030-501032-520100100	EMPLOYER GTL MEDICAL VISION	207,060	
01-8030-501032-520900055	SURS .5% EMPLOYER CONTRIBUTION	2,593	
01-8040-501036-520100100	EMPLOYER GTL MEDICAL VISION	188,626	

Fd-Prog-Depart-Object	Description	Budget	Sub Total
01-8040-501036-520900055	SURS .5% EMPLOYER CONTRIBUTION	2,723	
01-8040-503010-520100100	EMPLOYER GTL MEDICAL VISION	108,348	
01-8040-503010-520900055	SURS .5% EMPLOYER CONTRIBUTION	2,928	
01-8060-501016-520100100	EMPLOYER GTL MEDICAL VISION	-10,285	
01-8060-501016-520700005	TUITION WAIVER - ADMIN.	5,000	
01-8060-501016-520700010	TUITION WAIVER - FACULTY	18,000	
01-8060-503025-520100155	COBRA MEDICAL CLAIMS HOSPITAL	10,000	
01-8060-501016-520700020	TUITION WAIVER - ADMIN DEPENDE	15,000	
01-8020-502030-520100100	EMPLOYER GTL MEDICAL VISION	20,928	
01-8060-501016-520700030	TUITION WAIVER - STAFF DEPENDE	35,000	
01-8060-501016-520700035	ADMIN TUITION REIMBURSEMENT	22,500	
01-8060-501016-520700040	FACULTY TUITION REIMBURSEMENT	30,000	
01-8060-501016-520700041	ADJUNCT TUITION REIMBURSEMENT	5,000	
01-8060-501016-520700045	STAFF TUITION REIMBURSEMENT	25,000	
01-8060-501016-520900055	SURS .5% EMPLOYER CONTRIBUTION	78,450	
01-8060-501016-520900060	SURS FEDERAL GRANT OBLIGATION	0	
01-8060-501016-520900065	SURS PENALTIES	25,000	
01-8060-501016-529990000	COMPENSATED ABSENCES	20,000	
01-8060-501016-529990050	STATE ALLOCATED SURS	22,500,000	
01-8060-501024-520900055	SURS .5% EMPLOYER CONTRIBUTION	143	
01-8060-503025-520100005	COBRA ADMINISTRATION	1,500	
01-8060-503025-520100140	EMPLOYEE MEDICAL CLAIMS HOSPIT	1,500,000	
01-8060-501016-520700015	TUITION WAIVER - STAFF	35,000	
01-1010-101066-520900055	SURS .5% EMPLOYER CONTRIBUTION	1,931	
01-1010-101052-520100100	EMPLOYER GTL MEDICAL VISION	50,748	
01-1010-101054-520100100	EMPLOYER GTL MEDICAL VISION	31,213	
01-1010-101054-520900055	SURS .5% EMPLOYER CONTRIBUTION	956	
01-1010-101056-520100100	EMPLOYER GTL MEDICAL VISION	64,462	
01-1010-101056-520900055	SURS .5% EMPLOYER CONTRIBUTION	3,037	
01-1010-101058-520100100	EMPLOYER GTL MEDICAL VISION	44,812	
01-1010-101058-520900055	SURS .5% EMPLOYER CONTRIBUTION	1,205	
01-1010-101060-520100100	EMPLOYER GTL MEDICAL VISION	27,115	
01-1010-101060-520900055	SURS .5% EMPLOYER CONTRIBUTION	941	
01-1010-101062-520100100	EMPLOYER GTL MEDICAL VISION	15,347	
01-1010-101062-520900055	SURS .5% EMPLOYER CONTRIBUTION	642	
01-1010-101064-520100100	EMPLOYER GTL MEDICAL VISION	22,132	
01-1010-101086-520900055	SURS .5% EMPLOYER CONTRIBUTION	463	
01-1010-101066-520100100	EMPLOYER GTL MEDICAL VISION	76,417	
01-1010-101044-520100100	EMPLOYER GTL MEDICAL VISION	73,281	
01-1010-101068-520100100	EMPLOYER GTL MEDICAL VISION	81,765	
01-1010-101068-520900055	SURS .5% EMPLOYER CONTRIBUTION	1,466	
01-1010-101070-520100100	EMPLOYER GTL MEDICAL VISION	0	
01-1010-101070-520900055	SURS .5% EMPLOYER CONTRIBUTION	246	
01-1010-101072-520100100	EMPLOYER GTL MEDICAL VISION	45	
01-1010-101072-520900055	SURS .5% EMPLOYER CONTRIBUTION	667	
01-1010-101074-520100100	EMPLOYER GTL MEDICAL VISION	0	
01-1010-101074-520900055	SURS .5% EMPLOYER CONTRIBUTION	128	
01-1010-101078-520100100	EMPLOYER GTL MEDICAL VISION	19,976	
01-1010-101078-520900055	SURS .5% EMPLOYER CONTRIBUTION	1,473	

Fd-Prog-Depart-Object	Description	Budget	Sub Total
01-1010-101080-520100100	EMPLOYER GTL MEDICAL VISION	66,839	
01-1010-101080-520900055	SURS .5% EMPLOYER CONTRIBUTION	1,926	
01-1010-101086-520100100	EMPLOYER GTL MEDICAL VISION	0	
01-1010-101064-520900055	SURS .5% EMPLOYER CONTRIBUTION	553	
01-1010-101026-520900055	SURS .5% EMPLOYER CONTRIBUTION	46	
01-2080-201018-520100100	EMPLOYER GTL MEDICAL VISION	8,190	
01-1010-101010-520900055	SURS .5% EMPLOYER CONTRIBUTION	6,517	
01-1010-101012-520100100	EMPLOYER GTL MEDICAL VISION	47,526	
01-1010-101012-520900055	SURS .5% EMPLOYER CONTRIBUTION	899	
01-1010-101014-520100100	EMPLOYER GTL MEDICAL VISION	52,101	
01-1010-101014-520900055	SURS .5% EMPLOYER CONTRIBUTION	2,460	
01-1010-101016-520100100	EMPLOYER GTL MEDICAL VISION	48,052	
01-1010-101016-520900055	SURS .5% EMPLOYER CONTRIBUTION	3,552	
01-1010-101018-520100100	EMPLOYER GTL MEDICAL VISION	18,981	
01-1010-101018-520900055	SURS .5% EMPLOYER CONTRIBUTION	437	
01-1010-101020-520100100	EMPLOYER GTL MEDICAL VISION	16,231	
01-1010-101020-520900055	SURS .5% EMPLOYER CONTRIBUTION	463	
01-1010-101022-520100100	EMPLOYER GTL MEDICAL VISION	61,972	
01-1010-101046-520900055	SURS .5% EMPLOYER CONTRIBUTION	159	
01-1010-101036-520900055	SURS .5% EMPLOYER CONTRIBUTION	1,642	
01-1010-101052-520900055	SURS .5% EMPLOYER CONTRIBUTION	1,767	
01-1010-101042-520900055	SURS .5% EMPLOYER CONTRIBUTION	1,912	
01-1010-101042-520100100	EMPLOYER GTL MEDICAL VISION	41,098	
01-1010-101040-520900055	SURS .5% EMPLOYER CONTRIBUTION	5,277	
01-1010-101040-520100100	EMPLOYER GTL MEDICAL VISION	183,043	
01-1010-101022-520900055	SURS .5% EMPLOYER CONTRIBUTION	1,488	
01-1010-101038-520100100	EMPLOYER GTL MEDICAL VISION	337,286	
01-1010-101024-520900055	SURS .5% EMPLOYER CONTRIBUTION	52	
01-1010-101036-520100100	EMPLOYER GTL MEDICAL VISION	47,855	
01-1010-101030-520900055	SURS .5% EMPLOYER CONTRIBUTION	1,943	
01-1010-101030-520100100	EMPLOYER GTL MEDICAL VISION	46,106	
01-1010-101028-520900055	SURS .5% EMPLOYER CONTRIBUTION	879	
01-1010-101028-520100100	EMPLOYER GTL MEDICAL VISION	27,325	
01-1010-101044-520900055	SURS .5% EMPLOYER CONTRIBUTION	2,392	
01-1010-101038-520900055	SURS .5% EMPLOYER CONTRIBUTION	7,524	
01-2010-202010-520100100	EMPLOYER GTL MEDICAL VISION	112,923	
01-1030-102050-520900055	SURS .5% EMPLOYER CONTRIBUTION	864	
01-1030-103015-520100100	EMPLOYER GTL MEDICAL VISION	44,264	
01-1030-103015-520900055	SURS .5% EMPLOYER CONTRIBUTION	1,173	
01-1040-103010-520100100	EMPLOYER GTL MEDICAL VISION	128,809	
01-1040-103010-520900055	SURS .5% EMPLOYER CONTRIBUTION	3,315	
01-1040-103020-520100100	EMPLOYER GTL MEDICAL VISION	51,542	
01-1040-103020-520900055	SURS .5% EMPLOYER CONTRIBUTION	1,096	
01-1040-103025-520100100	EMPLOYER GTL MEDICAL VISION	180	
01-1040-103025-520900055	SURS .5% EMPLOYER CONTRIBUTION	1,357	
01-1040-103030-520100100	EMPLOYER GTL MEDICAL VISION	22,132	
01-1040-103030-520900055	SURS .5% EMPLOYER CONTRIBUTION	1,475	
01-1040-103040-520100100	EMPLOYER GTL MEDICAL VISION	36,790	
01-3020-303024-520900060	SURS FEDERAL GRANT OBLIGATION	0	

Fd-Prog-Depart-Object	Description	Budget	Sub Total
01-1030-102050-520100100	EMPLOYER GTL MEDICAL VISION	8,265	
01-2030-201048-520100100	EMPLOYER GTL MEDICAL VISION	47,028	
01-2080-201015-520900055	SURS .5% EMPLOYER CONTRIBUTION	2,586	
01-1010-101050-520900055	SURS .5% EMPLOYER CONTRIBUTION	103	
01-2080-201012-520900055	SURS .5% EMPLOYER CONTRIBUTION	0	
01-1010-904183-520100100	EMPLOYER GTL MEDICAL VISION	25,000	
01-2080-201010-520900055	SURS .5% EMPLOYER CONTRIBUTION	1,219	
01-1040-103040-520900055	SURS .5% EMPLOYER CONTRIBUTION	1,587	
01-2030-201048-520900055	SURS .5% EMPLOYER CONTRIBUTION	1,005	
01-1010-101010-520100100	EMPLOYER GTL MEDICAL VISION	207,544	
01-2020-201025-520900055	SURS .5% EMPLOYER CONTRIBUTION	895	
01-2020-201025-520100100	EMPLOYER GTL MEDICAL VISION	22,917	
01-2010-202015-520900055	SURS .5% EMPLOYER CONTRIBUTION	246	
01-2010-202015-520100100	EMPLOYER GTL MEDICAL VISION	21,538	
01-2010-202010-520900055	SURS .5% EMPLOYER CONTRIBUTION	1,548	
01-2080-201012-520100100	EMPLOYER GTL MEDICAL VISION	0	
01-2080-201010-520100100	EMPLOYER GTL MEDICAL VISION	66,143	
01-1020-102019-520100100	EMPLOYER GTL MEDICAL VISION	8,346	
01-1030-102024-520100100	EMPLOYER GTL MEDICAL VISION	28,826	
01-1030-102022-520900055	SURS .5% EMPLOYER CONTRIBUTION	1	
01-1030-102020-520900055	SURS .5% EMPLOYER CONTRIBUTION	952	
01-1030-102020-520100100	EMPLOYER GTL MEDICAL VISION	101,418	
01-1030-102018-520900055	SURS .5% EMPLOYER CONTRIBUTION	453	
01-1030-102024-520900055	SURS .5% EMPLOYER CONTRIBUTION	1,559	
01-1020-102019-520900055	SURS .5% EMPLOYER CONTRIBUTION	1,264	
01-1020-102014-520100100	EMPLOYER GTL MEDICAL VISION	0	
01-1020-102016-520900055	SURS .5% EMPLOYER CONTRIBUTION	1,760	
01-1020-102016-520100100	EMPLOYER GTL MEDICAL VISION	149,567	
01-1020-102014-520900055	SURS .5% EMPLOYER CONTRIBUTION	0	
01-1020-102010-520900055	SURS .5% EMPLOYER CONTRIBUTION	1,077	
01-1030-102044-520900055	SURS .5% EMPLOYER CONTRIBUTION	1,091	
01-2080-201015-520100100	EMPLOYER GTL MEDICAL VISION	89,015	
01-1030-102018-520100100	EMPLOYER GTL MEDICAL VISION	19,146	
01-1030-102040-520900055	SURS .5% EMPLOYER CONTRIBUTION	1,300	
01-1020-102010-520100100	EMPLOYER GTL MEDICAL VISION	19,146	
01-1030-102044-520100100	EMPLOYER GTL MEDICAL VISION	38,961	
01-1030-102026-520100100	EMPLOYER GTL MEDICAL VISION	0	
01-1030-102042-520100100	EMPLOYER GTL MEDICAL VISION	0	
01-1030-102040-520100100	EMPLOYER GTL MEDICAL VISION	7,969	
01-1030-102036-520900055	SURS .5% EMPLOYER CONTRIBUTION	1,391	
01-1030-102036-520100100	EMPLOYER GTL MEDICAL VISION	49,539	
01-1030-102034-520900055	SURS .5% EMPLOYER CONTRIBUTION	2,044	
01-1030-102034-520100100	EMPLOYER GTL MEDICAL VISION	26,130	
01-1030-102030-520900055	SURS .5% EMPLOYER CONTRIBUTION	1,580	
01-1030-102030-520100100	EMPLOYER GTL MEDICAL VISION	82,826	
01-1030-102026-520900055	SURS .5% EMPLOYER CONTRIBUTION	26	
01-1030-102042-520900055	SURS .5% EMPLOYER CONTRIBUTION	51	

TOTAL EMPLOYEE BENEFITS

33,151,836

Fd-Prog-Dept-Object	Description	Budget	Sub Total
Contractual Services			
01-8030-501022-530900020	OTHER CONTRACTUAL SERVICES	47,500	
01-3060-303040-530900020	OTHER CONTRACTUAL SERVICES	900	
01-8010-501042-530900020	OTHER CONTRACTUAL SERVICES	5,000	
01-8020-501010-530400010	CONTRACT MAINTENANCE SERVICES	60,000	
01-8020-501010-530900020	OTHER CONTRACTUAL SERVICES	3,500	
01-8020-501020-530900020	OTHER CONTRACTUAL SERVICES	12,000	
01-8020-502010-530900020	OTHER CONTRACTUAL SERVICES	9,000	
01-8020-502025-530400010	CONTRACT MAINTENANCE SERVICES	800	
01-8020-502025-530900020	OTHER CONTRACTUAL SERVICES	15,000	
01-8020-502030-530400010	CONTRACT MAINTENANCE SERVICES	2,500	
01-8030-501022-530400010	CONTRACT MAINTENANCE SERVICES	6,000	
01-4010-401034-530400010	CONTRACT MAINTENANCE SERVICES	3,000	
01-8030-501032-530200000	CONSULTANTS	10,000	
01-8020-502030-530900020	OTHER CONTRACTUAL SERVICES	30,000	
01-8010-501042-530200000	CONSULTANTS	20,000	
01-8010-501013-530200000	CONSULTANTS	0	
01-8010-501012-530900020	OTHER CONTRACTUAL SERVICES	10,000	
01-8010-501012-530200000	CONSULTANTS	10,000	
01-4040-404010-530900020	OTHER CONTRACTUAL SERVICES	0	
01-4010-401034-530900020	OTHER CONTRACTUAL SERVICES	2,600	
01-4010-401030-530900020	OTHER CONTRACTUAL SERVICES	10,500	
01-4010-401012-530900020	OTHER CONTRACTUAL SERVICES	20,000	
01-3090-303043-530900020	OTHER CONTRACTUAL SERVICES	2,699	
01-3080-303017-530900020	OTHER CONTRACTUAL SERVICES	4,498	
01-3060-303044-530900020	OTHER CONTRACTUAL SERVICES	2,000	
01-8030-501032-530400005	CONTRACTUAL SERVICES	0	
01-3060-303042-530900020	OTHER CONTRACTUAL SERVICES	42,000	
01-8070-506010-530400005	CONTRACTUAL SERVICES	15,000	
01-4030-401016-530200000	CONSULTANTS	10,000	
01-8070-506010-530200000	CONSULTANTS	12,500	
01-3060-303038-530900020	OTHER CONTRACTUAL SERVICES	13,000	
01-8040-503010-530900020	OTHER CONTRACTUAL SERVICES	80,000	
01-8080-504030-530900020	OTHER CONTRACTUAL SERVICES	175,123	
01-8080-504030-530400010	CONTRACT MAINTENANCE SERVICES	151,000	
01-8080-504020-530900020	OTHER CONTRACTUAL SERVICES	349,102	
01-8080-504020-530400010	CONTRACT MAINTENANCE SERVICES	191,461	
01-8080-504020-530200000	CONSULTANTS	30,000	
01-8080-504015-530900020	OTHER CONTRACTUAL SERVICES	388,310	
01-8080-504015-530400010	CONTRACT MAINTENANCE SERVICES	421,545	
01-8080-504015-530200000	CONSULTANTS	175,000	
01-8080-504010-530900020	OTHER CONTRACTUAL SERVICES	0	
01-8080-504010-530200000	CONSULTANTS	50,000	
01-8060-501016-530900021	CONT SERVICE OFFSET ALLOWANCE	-300,000	
01-8070-506010-530900020	OTHER CONTRACTUAL SERVICES	12,500	
01-8030-501032-530400010	CONTRACT MAINTENANCE SERVICES	500	
01-8060-501016-530900020	OTHER CONTRACTUAL SERVICES	15,000	
01-8060-501016-530900010	INSURANCE CONSULTANT	5,000	
01-8060-501016-530500010	LEGAL RETAINER	125,000	

Fd-Prog-Depart-Object	Description	Budget	Sub Total
01-8060-501016-530500005	LEGAL NOTICES	1,000	
01-8060-501016-530400010	CONTRACT MAINTENANCE SERVICES	5,000	
01-8060-501016-530200000	CONSULTANTS	30,000	
01-8050-501014-530900005	BOARD EXPENSE	10,000	
01-8040-503010-530400005	CONTRACTUAL SERVICES	0	
01-8040-503010-530200000	CONSULTANTS	15,000	
01-8040-501036-530900020	OTHER CONTRACTUAL SERVICES	40,000	
01-8030-501032-530900020	OTHER CONTRACTUAL SERVICES	75,000	
01-8030-501032-530600000	OFFICE SERVICES	1,200	
01-8070-506015-530900020	OTHER CONTRACTUAL SERVICES	20,000	
01-1010-904183-530900020	OTHER CONTRACTUAL SERVICES	15,000	
01-1030-102034-530900020	OTHER CONTRACTUAL SERVICES	4,700	
01-1030-102030-530900020	OTHER CONTRACTUAL SERVICES	3,400	
01-1030-102030-530400010	CONTRACT MAINTENANCE SERVICES	1,000	
01-1030-102026-530900015	BACKGROUND CHECKS	3,150	
01-1030-102024-530900020	OTHER CONTRACTUAL SERVICES	500	
01-1030-102024-530900015	BACKGROUND CHECKS	4,000	
01-1030-102024-530400010	CONTRACT MAINTENANCE SERVICES	5,000	
01-1030-102022-530900020	OTHER CONTRACTUAL SERVICES	6,000	
01-1030-102022-530800000	INSTRUCTIONAL SERVICES	74,000	
01-1030-102020-530900015	BACKGROUND CHECKS	900	
01-1030-102018-530900020	OTHER CONTRACTUAL SERVICES	2,400	
01-1020-102010-530900020	OTHER CONTRACTUAL SERVICES	0	
01-1030-102040-530900020	OTHER CONTRACTUAL SERVICES	440	
01-1020-102010-530400005	CONTRACTUAL SERVICES	1,000	
01-1010-101040-530400010	CONTRACT MAINTENANCE SERVICES	6,000	
01-1010-101054-530900020	OTHER CONTRACTUAL SERVICES	0	
01-1010-101052-530200000	CONSULTANTS	3,500	
01-1010-101042-530900020	OTHER CONTRACTUAL SERVICES	5,000	
01-1010-101040-530900020	OTHER CONTRACTUAL SERVICES	16,000	
01-1010-101036-530400010	CONTRACT MAINTENANCE SERVICES	0	
01-1010-101022-530400010	CONTRACT MAINTENANCE SERVICES	2,000	
01-1010-101022-530200000	CONSULTANTS	6,000	
01-1010-101018-530200000	CONSULTANTS	12,000	
01-1010-101016-530900020	OTHER CONTRACTUAL SERVICES	2,249	
01-1010-101016-530400015	COPIER LEASE MAINTENANCE SERV	180	
01-1010-101016-530400010	CONTRACT MAINTENANCE SERVICES	540	
01-8060-501015-530900020	OTHER CONTRACTUAL SERVICES	0	
01-3040-302025-530900020	OTHER CONTRACTUAL SERVICES	13,200	
01-1020-102010-530400010	CONTRACT MAINTENANCE SERVICES	15,000	
01-3020-303024-530900020	OTHER CONTRACTUAL SERVICES	21,000	
01-2080-201010-530900020	OTHER CONTRACTUAL SERVICES	37,500	
01-2080-201015-530900020	OTHER CONTRACTUAL SERVICES	82,500	
01-3010-302010-530900020	OTHER CONTRACTUAL SERVICES	2,000	
01-3010-303016-530900020	OTHER CONTRACTUAL SERVICES	5,500	
01-3020-302015-530900020	OTHER CONTRACTUAL SERVICES	37,000	
01-2080-201010-530200000	CONSULTANTS	10,000	
01-3020-303018-530600000	OFFICE SERVICES	2,000	
01-3020-303018-530400010	CONTRACT MAINTENANCE SERVICES	250	

Fd-Prog-Depart-Object	Description	Budget	Sub Total
01-3020-303034-530900020	OTHER CONTRACTUAL SERVICES	6,500	
01-1030-102050-530900020	OTHER CONTRACTUAL SERVICES	0	
01-1010-101022-530900020	OTHER CONTRACTUAL SERVICES	0	
01-3020-303070-530900020	OTHER CONTRACTUAL SERVICES	2,560	
01-3020-303060-530400005	CONTRACTUAL SERVICES	2,000	
01-3020-303036-530900020	OTHER CONTRACTUAL SERVICES	151,000	
01-3020-302020-530900020	OTHER CONTRACTUAL SERVICES	0	
01-1040-103010-530900020	OTHER CONTRACTUAL SERVICES	7,045	
01-1040-103020-530900020	OTHER CONTRACTUAL SERVICES	900	
01-3020-303018-530900020	OTHER CONTRACTUAL SERVICES	40,000	
01-2020-201025-530900020	OTHER CONTRACTUAL SERVICES	6,500	
01-1040-103020-530900015	BACKGROUND CHECKS	2,400	
01-1040-103025-530200000	CONSULTANTS	0	
01-1040-103010-530900015	BACKGROUND CHECKS	5,900	
01-1030-103015-530900015	BACKGROUND CHECKS	700	
01-1040-103025-530900015	BACKGROUND CHECKS	1,500	
01-1040-103025-530900020	OTHER CONTRACTUAL SERVICES	1,850	
01-1040-103030-530900015	BACKGROUND CHECKS	9,000	
01-1040-103030-530900020	OTHER CONTRACTUAL SERVICES	1,000	
01-1040-103040-530900020	OTHER CONTRACTUAL SERVICES	630	
01-2010-202015-530800000	INSTRUCTIONAL SERVICES	1,000	
TOTAL CONTRACTUAL SERVICES			3,088,132

Fd-Prog-Depart-Object	Description	Budget	Sub Total
Supplies			
01-1040-103040-540200000	PRINTING	250	
01-1040-103025-540100235	SUPPLIES - GENERAL	500	
01-1040-103040-540100235	SUPPLIES - GENERAL	500	
01-1040-103040-540100200	INSTRUCTIONAL SUPPLIES	1,000	
01-1040-103030-540200000	PRINTING	200	
01-1040-103030-540100905	SUPPLIES MCC STORE	200	
01-1040-103030-540100235	SUPPLIES - GENERAL	3,000	
01-1040-103030-540100100	OFFICE SUPPLIES	350	
01-1040-103040-540100905	SUPPLIES MCC STORE	270	
01-1040-103025-540700000	ADVERTISING	250	
01-1040-103025-540600000	PUBLICATIONS & DUES	7,500	
01-1040-103025-540100905	SUPPLIES MCC STORE	500	
01-1040-103025-540100200	INSTRUCTIONAL SUPPLIES	500	
01-1040-103025-540100100	OFFICE SUPPLIES	200	
01-1040-103020-540600000	PUBLICATIONS & DUES	5,800	
01-1040-103020-540100905	SUPPLIES MCC STORE	500	
01-1040-103040-540400100	AUDIO/VISUAL MATERIALS	135	
01-1040-103020-540200000	PRINTING	300	
01-2020-201025-540100100	OFFICE SUPPLIES	2,500	
01-1040-103020-540400200	COMPUTER SOFTWARE	250	
01-1040-103020-540400100	AUDIO/VISUAL MATERIALS	250	
01-1040-103025-540200000	PRINTING	250	
01-2010-202015-540200000	PRINTING	45	
01-2030-201048-540200000	PRINTING	90	
01-2030-201048-540100905	SUPPLIES MCC STORE	200	
01-1030-102040-540100100	OFFICE SUPPLIES	450	
01-1040-103020-540100235	SUPPLIES - GENERAL	3,500	
01-2030-201048-540100200	INSTRUCTIONAL SUPPLIES	2,000	
01-2030-201048-540100100	OFFICE SUPPLIES	400	
01-2020-201025-540900000	OTHER MATERIALS & SUPPLIES	4,000	
01-2020-201025-540800005	FOOD PURCHASES	1,000	
01-2020-201025-540600000	PUBLICATIONS & DUES	1,000	
01-2020-201025-540200000	PRINTING	600	
01-2010-202015-540400300	POSTAGE	90	
01-2010-202015-540600000	PUBLICATIONS & DUES	90	
01-1040-103040-540600000	PUBLICATIONS & DUES	225	
01-2010-202015-540100905	SUPPLIES MCC STORE	144	
01-2010-202015-540100100	OFFICE SUPPLIES	1,000	
01-2010-202010-540600010	PERIODICALS	7,000	
01-2010-202010-540600005	CONTINUATIONS	0	
01-2010-202010-540600000	PUBLICATIONS & DUES	120,000	
01-2010-202010-540500005	BOOKS	5,000	
01-2010-202010-540400100	AUDIO/VISUAL MATERIALS	0	
01-2010-202010-540200000	PRINTING	200	
01-2010-202010-540100905	SUPPLIES MCC STORE	150	
01-2010-202010-540100100	OFFICE SUPPLIES	3,000	
01-2020-201025-540100905	SUPPLIES MCC STORE	500	
01-1030-102033-540100905	SUPPLIES MCC STORE	500	

Fd-Prog-Depart-Object	Description	Budget	Sub Total
01-1030-102040-540100235	SUPPLIES - GENERAL	851	
01-2030-201048-540400105	TELECOURSE FEES	10,000	
01-1030-102040-540100200	INSTRUCTIONAL SUPPLIES	8,000	
01-3010-302016-540800005	FOOD PURCHASES	510	
01-1030-102036-540600000	PUBLICATIONS & DUES	700	
01-1030-102036-540400200	COMPUTER SOFTWARE	3,500	
01-1030-102036-540100905	SUPPLIES MCC STORE	100	
01-1030-102036-540100100	OFFICE SUPPLIES	1,500	
01-1030-102034-540400200	COMPUTER SOFTWARE	300	
01-1030-102034-540100905	SUPPLIES MCC STORE	200	
01-1030-102040-540200000	PRINTING	300	
01-1030-102034-540100100	OFFICE SUPPLIES	800	
01-1030-102040-540400200	COMPUTER SOFTWARE	1,200	
01-1030-102033-540100100	OFFICE SUPPLIES	5,000	
01-1030-102030-540600000	PUBLICATIONS & DUES	300	
01-1030-102030-540400400	REPAIR MATERIALS & SUPPLIES	22,470	
01-1030-102030-540400200	COMPUTER SOFTWARE	5,250	
01-1030-102030-540200000	PRINTING	135	
01-1030-102030-540100905	SUPPLIES MCC STORE	270	
01-1030-102030-540100235	SUPPLIES - GENERAL	0	
01-1030-102030-540100200	INSTRUCTIONAL SUPPLIES	16,000	
01-1030-102026-540200000	PRINTING	25	
01-1030-102026-540100905	SUPPLIES MCC STORE	90	
01-1030-102034-540100200	INSTRUCTIONAL SUPPLIES	5,800	
01-1030-102050-540100200	INSTRUCTIONAL SUPPLIES	40,000	
01-1040-103010-540600000	PUBLICATIONS & DUES	11,000	
01-1040-103010-540200000	PRINTING	300	
01-1040-103010-540100905	SUPPLIES MCC STORE	180	
01-1040-103010-540100235	SUPPLIES - GENERAL	19,000	
01-1040-103010-540100100	OFFICE SUPPLIES	900	
01-1030-103015-540700000	ADVERTISING	180	
01-1030-103015-540600000	PUBLICATIONS & DUES	6,500	
01-1030-103015-540200000	PRINTING	100	
01-1030-103015-540100100	OFFICE SUPPLIES	200	
01-1030-102050-540400400	REPAIR MATERIALS & SUPPLIES	1,000	
01-1030-102040-540100905	SUPPLIES MCC STORE	250	
01-1030-102050-540100235	SUPPLIES - GENERAL	1,500	
01-1040-103020-540100100	OFFICE SUPPLIES	500	
01-1030-102044-540800005	FOOD PURCHASES	700	
01-1030-102044-540600000	PUBLICATIONS & DUES	710	
01-1030-102044-540200000	PRINTING	350	
01-1030-102044-540100905	SUPPLIES MCC STORE	50	
01-1030-102044-540100100	OFFICE SUPPLIES	300	
01-1030-102042-540600000	PUBLICATIONS & DUES	150	
01-1030-102042-540100200	INSTRUCTIONAL SUPPLIES	900	
01-1030-102042-540100100	OFFICE SUPPLIES	500	
01-1030-102040-540600000	PUBLICATIONS & DUES	100	
01-1030-102040-540400400	REPAIR MATERIALS & SUPPLIES	4,000	
01-1030-102050-540200000	PRINTING	0	

Fd-Prog-Depart-Object	Description	Budget	Sub Total
01-3020-303060-540100100	OFFICE SUPPLIES	1,000	
01-3010-302016-540100235	SUPPLIES - GENERAL	200	
01-3020-303070-540800005	FOOD PURCHASES	1,500	
01-3020-303070-540600000	PUBLICATIONS & DUES	200	
01-3020-303070-540200000	PRINTING	270	
01-3020-303070-540100905	SUPPLIES MCC STORE	200	
01-3020-303070-540100100	OFFICE SUPPLIES	100	
01-3020-303060-540900000	OTHER MATERIALS & SUPPLIES	3,200	
01-3020-303060-540800005	FOOD PURCHASES	4,000	
01-3020-303060-540600000	PUBLICATIONS & DUES	150	
01-3040-302025-540100905	SUPPLIES MCC STORE	1,200	
01-3020-303060-540100905	SUPPLIES MCC STORE	500	
01-3040-302025-540200000	PRINTING	500	
01-3020-303034-540900000	OTHER MATERIALS & SUPPLIES	5,022	
01-3020-303034-540600000	PUBLICATIONS & DUES	1,439	
01-3020-303034-540200000	PRINTING	300	
01-3020-303034-540100905	SUPPLIES MCC STORE	263	
01-3020-303034-540100100	OFFICE SUPPLIES	500	
01-3020-303024-540600000	PUBLICATIONS & DUES	175	
01-3020-303024-540200000	PRINTING	375	
01-3020-303024-540100905	SUPPLIES MCC STORE	45	
01-3020-303024-540100100	OFFICE SUPPLIES	150	
01-3020-303018-540600000	PUBLICATIONS & DUES	400	
01-3020-303060-540200000	PRINTING	500	
01-3060-303038-540900000	OTHER MATERIALS & SUPPLIES	0	
01-1010-101050-540100905	SUPPLIES MCC STORE	50	
01-1030-102026-540100100	OFFICE SUPPLIES	180	
01-3060-303042-540800005	FOOD PURCHASES	25,000	
01-3060-303042-540600000	PUBLICATIONS & DUES	5,098	
01-3060-303042-540200000	PRINTING	1,170	
01-3060-303042-540100905	SUPPLIES MCC STORE	2,849	
01-3060-303042-540100100	OFFICE SUPPLIES	13,944	
01-3060-303040-540200000	PRINTING	5,398	
01-3060-303039-540800005	FOOD PURCHASES	650	
01-3040-302025-540100100	OFFICE SUPPLIES	1,000	
01-3060-303039-540100100	OFFICE SUPPLIES	300	
01-3020-303018-540200000	PRINTING	500	
01-3060-303038-540800005	FOOD PURCHASES	11,500	
01-3060-303038-540600000	PUBLICATIONS & DUES	1,000	
01-3060-303038-540200000	PRINTING	1,000	
01-3060-303038-540100905	SUPPLIES MCC STORE	500	
01-3060-303038-540100100	OFFICE SUPPLIES	2,800	
01-3060-303030-540200000	PRINTING	100	
01-3060-303030-540100905	SUPPLIES MCC STORE	100	
01-3060-303030-540100100	OFFICE SUPPLIES	150	
01-3040-302025-540600000	PUBLICATIONS & DUES	4,800	
01-3040-302025-540400300	POSTAGE	200	
01-3060-303039-540200000	PRINTING	50	
01-2080-201015-540200000	PRINTING	9,684	

Fd-Prog-Depart-Object	Description	Budget	Sub Total
01-3010-302010-540100905	SUPPLIES MCC STORE	200	
01-3010-302010-540100100	OFFICE SUPPLIES	12,500	
01-3060-303042-540900000	OTHER MATERIALS & SUPPLIES	0	
01-2080-201018-540600000	PUBLICATIONS & DUES	2,000	
01-2080-201018-540400200	COMPUTER SOFTWARE	1,000	
01-2080-201018-540200000	PRINTING	150	
01-2080-201018-540100905	SUPPLIES MCC STORE	150	
01-2080-201018-540100100	OFFICE SUPPLIES	2,500	
01-2080-201015-540900000	OTHER MATERIALS & SUPPLIES	1,000	
01-3020-303018-540400300	POSTAGE	50	
01-2080-201015-540600000	PUBLICATIONS & DUES	1,649	
01-3010-302010-540600000	PUBLICATIONS & DUES	1,500	
01-2080-201015-540100905	SUPPLIES MCC STORE	1,523	
01-2080-201015-540100100	OFFICE SUPPLIES	1,170	
01-2080-201010-540600000	PUBLICATIONS & DUES	5,000	
01-2080-201010-540400200	COMPUTER SOFTWARE	2,500	
01-2080-201010-540200000	PRINTING	400	
01-2080-201010-540100905	SUPPLIES MCC STORE	2,500	
01-2080-201010-540100200	INSTRUCTIONAL SUPPLIES	45,000	
01-2080-201010-540100100	OFFICE SUPPLIES	35,000	
01-2030-201048-540800005	FOOD PURCHASES	15,000	
01-2030-201048-540600000	PUBLICATIONS & DUES	1,500	
01-2080-201015-540800005	FOOD PURCHASES	6,000	
01-3020-302015-540100905	SUPPLIES MCC STORE	315	
01-2030-201048-540400200	COMPUTER SOFTWARE	10,000	
01-3020-303018-540100905	SUPPLIES MCC STORE	150	
01-3020-303018-540100215	SUPPLIES - TESTING	450	
01-3020-303018-540100100	OFFICE SUPPLIES	2,500	
01-3020-302020-540800005	FOOD PURCHASES	300	
01-3020-302020-540600000	PUBLICATIONS & DUES	450	
01-3020-302020-540200000	PRINTING	675	
01-3020-302020-540100905	SUPPLIES MCC STORE	400	
01-3020-302020-540100100	OFFICE SUPPLIES	3,000	
01-3020-302015-540600000	PUBLICATIONS & DUES	2,036	
01-3010-302010-540200000	PRINTING	4,500	
01-3020-302015-540200000	PRINTING	270	
01-3010-302010-540400300	POSTAGE	500	
01-3020-302015-540100100	OFFICE SUPPLIES	4,933	
01-3010-303016-540800005	FOOD PURCHASES	5,998	
01-3010-303016-540600000	PUBLICATIONS & DUES	360	
01-3010-303016-540400300	POSTAGE	200	
01-3010-303016-540200000	PRINTING	2,900	
01-3010-303016-540100905	SUPPLIES MCC STORE	150	
01-3010-303016-540100100	OFFICE SUPPLIES	10,535	
01-3010-302016-540200000	PRINTING	200	
01-3010-302010-540800005	FOOD PURCHASES	6,000	
01-3020-303018-540400200	COMPUTER SOFTWARE	0	
01-3020-302015-540400200	COMPUTER SOFTWARE	226	
01-1010-101040-540100100	OFFICE SUPPLIES	350	

Fd-Prog-Depart-Object	Description	Budget	Sub Total
01-1010-101044-540200000	PRINTING	115	
01-1010-101044-540100905	SUPPLIES MCC STORE	200	
01-1010-101044-540100235	SUPPLIES - GENERAL	15,000	
01-1010-101042-540200000	PRINTING	100	
01-1010-101042-540100905	SUPPLIES MCC STORE	100	
01-1010-101042-540100235	SUPPLIES - GENERAL	16,000	
01-1010-101042-540100200	INSTRUCTIONAL SUPPLIES	250	
01-1010-101040-540600000	PUBLICATIONS & DUES	150	
01-1010-101040-540200000	PRINTING	100	
01-1010-101034-540600000	PUBLICATIONS & DUES	150	
01-1010-101040-540100235	SUPPLIES - GENERAL	80,000	
01-1010-101046-540100905	SUPPLIES MCC STORE	50	
01-1010-101038-540600000	PUBLICATIONS & DUES	350	
01-1010-101038-540100200	INSTRUCTIONAL SUPPLIES	100	
01-1010-101038-540100100	OFFICE SUPPLIES	750	
01-1010-101036-540900000	OTHER MATERIALS & SUPPLIES	0	
01-1010-101036-540600000	PUBLICATIONS & DUES	1,799	
01-1010-101036-540400200	COMPUTER SOFTWARE	1,799	
01-1010-101036-540200000	PRINTING	90	
01-1010-101036-540100905	SUPPLIES MCC STORE	45	
01-1010-101036-540100100	OFFICE SUPPLIES	2,000	
01-1010-101058-540200000	PRINTING	25	
01-1010-101040-540100905	SUPPLIES MCC STORE	300	
01-1010-101052-540200000	PRINTING	225	
01-1010-101052-540100100	OFFICE SUPPLIES	275	
01-1010-101058-540100200	INSTRUCTIONAL SUPPLIES	50	
01-1010-101058-540100100	OFFICE SUPPLIES	25	
01-1010-101056-540600000	PUBLICATIONS & DUES	25	
01-1010-101056-540200000	PRINTING	60	
01-1010-101056-540100905	SUPPLIES MCC STORE	605	
01-1010-101056-540100100	OFFICE SUPPLIES	450	
01-1010-101054-540600000	PUBLICATIONS & DUES	100	
01-1010-101054-540200000	PRINTING	70	
01-1010-101054-540100905	SUPPLIES MCC STORE	500	
01-1010-101046-540100100	OFFICE SUPPLIES	100	
01-1010-101054-540100100	OFFICE SUPPLIES	3,000	
01-1010-101046-540100235	SUPPLIES - GENERAL	10,000	
01-1010-101052-540100256	SUPPLIES-HORT CHARGEBACKS	0	
01-1010-101052-540100245	SUPPLIES - PLANT SCIENCE LAB	1,200	
01-1010-101052-540100235	SUPPLIES - GENERAL	3,500	
01-1010-101052-540100225	SUPPLIES - GREENHOUSE	35,000	
01-1010-101052-540100220	SUPPLIES - FLORAL DESIGN	35,000	
01-1010-101052-540100200	INSTRUCTIONAL SUPPLIES	7,500	
01-1010-101050-540200000	PRINTING	75	
01-1010-101050-540100235	SUPPLIES - GENERAL	1,000	
01-1010-101050-540100100	OFFICE SUPPLIES	50	
01-1010-101034-540200000	PRINTING	250	
01-1010-101054-540100235	SUPPLIES - GENERAL	2,000	
01-1010-101014-540200000	PRINTING	180	

Fd-Prog-Depart-Object	Description	Budget	Sub Total
01-1010-101018-540100100	OFFICE SUPPLIES	10,000	
01-1010-101016-540800005	FOOD PURCHASES	75	
01-1010-101016-540600000	PUBLICATIONS & DUES	135	
01-1010-101016-540400200	COMPUTER SOFTWARE	200	
01-1010-101016-540400100	AUDIO/VISUAL MATERIALS	900	
01-1010-101016-540200000	PRINTING	1,000	
01-1010-101016-540100905	SUPPLIES MCC STORE	360	
01-1010-101016-540100250	SUPPLIES - PHO/ART INK	30,588	
01-1010-101016-540100200	INSTRUCTIONAL SUPPLIES	6,500	
01-1010-101034-540700000	ADVERTISING	100	
01-1010-101014-540600000	PUBLICATIONS & DUES	180	
01-1010-101018-540900000	OTHER MATERIALS & SUPPLIES	0	
01-1010-101014-540100905	SUPPLIES MCC STORE	90	
01-1010-101014-540100100	OFFICE SUPPLIES	180	
01-1010-101012-540200000	PRINTING	50	
01-1010-101012-540100905	SUPPLIES MCC STORE	72	
01-1010-101012-540100100	OFFICE SUPPLIES	72	
01-1010-101010-540200000	PRINTING	45	
01-1010-101010-540100905	SUPPLIES MCC STORE	135	
01-1010-101010-540100100	OFFICE SUPPLIES	450	
01-3060-303044-540200000	PRINTING	400	
01-3060-303044-540600000	PUBLICATIONS & DUES	300	
01-1010-101016-540100100	OFFICE SUPPLIES	20,692	
01-1010-101024-540100100	OFFICE SUPPLIES	45	
01-1010-101034-540100905	SUPPLIES MCC STORE	75	
01-1010-101034-540100100	OFFICE SUPPLIES	100	
01-1010-101030-540600000	PUBLICATIONS & DUES	450	
01-1010-101030-540200000	PRINTING	25	
01-1010-101030-540100905	SUPPLIES MCC STORE	135	
01-1010-101030-540100100	OFFICE SUPPLIES	135	
01-1010-101028-540400100	AUDIO/VISUAL MATERIALS	72	
01-1010-101028-540200000	PRINTING	40	
01-1010-101028-540100905	SUPPLIES MCC STORE	72	
01-1010-101028-540100100	OFFICE SUPPLIES	116	
01-1010-101018-540100905	SUPPLIES MCC STORE	45	
01-1010-101024-540200000	PRINTING	25	
01-1010-101018-540200000	PRINTING	200	
01-1010-101022-540400200	COMPUTER SOFTWARE	1,349	
01-1010-101022-540200000	PRINTING	81	
01-1010-101022-540100905	SUPPLIES MCC STORE	81	
01-1010-101022-540100200	INSTRUCTIONAL SUPPLIES	0	
01-1010-101022-540100100	OFFICE SUPPLIES	4,498	
01-1010-101020-540400200	COMPUTER SOFTWARE	450	
01-1010-101020-540200000	PRINTING	45	
01-1010-101020-540100250	SUPPLIES - PHO/ART INK	4,948	
01-1010-101020-540100100	OFFICE SUPPLIES	14,626	
01-1010-101058-540900000	OTHER MATERIALS & SUPPLIES	400	
01-1010-101026-540100100	OFFICE SUPPLIES	45	
01-1020-102011-540200000	PRINTING	75	

Fd-Prog-Depart-Object	Description	Budget	Sub Total
01-1020-102016-540600000	PUBLICATIONS & DUES	2,000	
01-1020-102016-540400200	COMPUTER SOFTWARE	10,000	
01-1020-102016-540200000	PRINTING	150	
01-1020-102016-540100905	SUPPLIES MCC STORE	150	
01-1020-102016-540100235	SUPPLIES - GENERAL	0	
01-1020-102016-540100200	INSTRUCTIONAL SUPPLIES	0	
01-1020-102016-540100100	OFFICE SUPPLIES	2,500	
01-1020-102014-540200000	PRINTING	0	
01-1020-102014-540100905	SUPPLIES MCC STORE	0	
01-1020-102010-540100100	OFFICE SUPPLIES	400	
01-1020-102011-540800005	FOOD PURCHASES	11,000	
01-1020-102019-540100905	SUPPLIES MCC STORE	180	
01-1020-102011-540100235	SUPPLIES - GENERAL	1,000	
01-1020-102010-540900000	OTHER MATERIALS & SUPPLIES	0	
01-1020-102010-540800015	CLOTHING PURCHASES	2,500	
01-1020-102010-540800005	FOOD PURCHASES	50,000	
01-1020-102010-540700000	ADVERTISING	1,000	
01-1020-102010-540400400	REPAIR MATERIALS & SUPPLIES	0	
01-1020-102010-540400200	COMPUTER SOFTWARE	0	
01-1020-102010-540200000	PRINTING	500	
01-1020-102010-540100905	SUPPLIES MCC STORE	200	
01-1010-101058-540100905	SUPPLIES MCC STORE	150	
01-1020-102014-540100100	OFFICE SUPPLIES	0	
01-1030-102020-540100905	SUPPLIES MCC STORE	100	
01-1030-102024-540800015	CLOTHING PURCHASES	800	
01-1030-102024-540600000	PUBLICATIONS & DUES	3,000	
01-1030-102024-540200000	PRINTING	300	
01-1030-102024-540100905	SUPPLIES MCC STORE	100	
01-1030-102024-540100235	SUPPLIES - GENERAL	1,000	
01-1030-102024-540100100	OFFICE SUPPLIES	500	
01-1030-102022-540900000	OTHER MATERIALS & SUPPLIES	0	
01-1030-102022-540600000	PUBLICATIONS & DUES	2,024	
01-1030-102022-540200000	PRINTING	90	
01-1030-102022-540100905	SUPPLIES MCC STORE	180	
01-1020-102016-540900000	OTHER MATERIALS & SUPPLIES	5,000	
01-1030-102020-540200000	PRINTING	25	
01-1020-102019-540100100	OFFICE SUPPLIES	300	
01-1030-102020-540100200	INSTRUCTIONAL SUPPLIES	540	
01-1030-102020-540100100	OFFICE SUPPLIES	100	
01-1030-102018-540200000	PRINTING	200	
01-1030-102018-540100905	SUPPLIES MCC STORE	135	
01-1030-102018-540100100	OFFICE SUPPLIES	180	
01-1020-102019-540700000	ADVERTISING	450	
01-1020-102019-540600000	PUBLICATIONS & DUES	625	
01-1020-102019-540400200	COMPUTER SOFTWARE	8,000	
01-1020-102019-540200000	PRINTING	250	
01-1010-904183-540900000	OTHER MATERIALS & SUPPLIES	70,000	
01-1030-102022-540100100	OFFICE SUPPLIES	700	
01-1010-101064-540100200	INSTRUCTIONAL SUPPLIES	400	

Fd-Prog-Depart-Object	Description	Budget	Sub Total
01-1010-101070-540100200	INSTRUCTIONAL SUPPLIES	7,152	
01-1010-101070-540100100	OFFICE SUPPLIES	800	
01-1010-101068-540400200	COMPUTER SOFTWARE	41,150	
01-1010-101068-540200000	PRINTING	500	
01-1010-101068-540100200	INSTRUCTIONAL SUPPLIES	0	
01-1010-101066-540600000	PUBLICATIONS & DUES	2,020	
01-1010-101066-540200000	PRINTING	90	
01-1010-101066-540100905	SUPPLIES MCC STORE	162	
01-1010-101066-540100100	OFFICE SUPPLIES	135	
01-1020-102010-540100200	INSTRUCTIONAL SUPPLIES	14,000	
01-1010-101064-540100905	SUPPLIES MCC STORE	100	
01-1010-101072-540100200	INSTRUCTIONAL SUPPLIES	4,756	
01-1010-101064-540100100	OFFICE SUPPLIES	25	
01-1010-101062-540600000	PUBLICATIONS & DUES	202	
01-1010-101062-540400100	AUDIO/VISUAL MATERIALS	40	
01-1010-101062-540100905	SUPPLIES MCC STORE	80	
01-1010-101062-540100100	OFFICE SUPPLIES	90	
01-1010-101060-540600000	PUBLICATIONS & DUES	90	
01-1010-101060-540400100	AUDIO/VISUAL MATERIALS	45	
01-1010-101060-540200000	PRINTING	25	
01-1010-101060-540100905	SUPPLIES MCC STORE	80	
01-1010-101060-540100100	OFFICE SUPPLIES	90	
01-1010-101064-540200000	PRINTING	25	
01-1010-101078-540100235	SUPPLIES - GENERAL	100	
01-1010-904183-540100100	OFFICE SUPPLIES	1,500	
01-1010-101084-540600000	PUBLICATIONS & DUES	750	
01-1010-101084-540200000	PRINTING	100	
01-1010-101080-540700000	ADVERTISING	90	
01-1010-101080-540600000	PUBLICATIONS & DUES	350	
01-1010-101080-540200000	PRINTING	700	
01-1010-101080-540100905	SUPPLIES MCC STORE	350	
01-1010-101080-540100200	INSTRUCTIONAL SUPPLIES	3,600	
01-1010-101080-540100100	OFFICE SUPPLIES	225	
01-1010-101078-540600000	PUBLICATIONS & DUES	900	
01-1010-101070-540100905	SUPPLIES MCC STORE	100	
01-1010-101078-540100905	SUPPLIES MCC STORE	150	
01-1010-101072-540100100	OFFICE SUPPLIES	100	
01-1010-101078-540100200	INSTRUCTIONAL SUPPLIES	2,600	
01-1010-101078-540100100	OFFICE SUPPLIES	200	
01-1010-101074-540700000	ADVERTISING	100	
01-1010-101074-540200000	PRINTING	100	
01-1010-101074-540100200	INSTRUCTIONAL SUPPLIES	3,840	
01-1010-101074-540100100	OFFICE SUPPLIES	200	
01-1010-101072-540700000	ADVERTISING	275	
01-1010-101072-540400200	COMPUTER SOFTWARE	3,500	
01-1010-101072-540200000	PRINTING	300	
01-1030-102024-540900000	OTHER MATERIALS & SUPPLIES	150	
01-1010-101078-540200000	PRINTING	200	
01-8040-501036-540200000	PRINTING	50	

Fd-Prog-Depart-Object	Description	Budget	Sub Total
01-8040-503010-540400205	SOFTWARE PURCHASES	65,000	
01-8030-501032-540200025	PRINTING-INSTITUTIONAL	70,000	
01-8030-501032-540400200	COMPUTER SOFTWARE	7,500	
01-8030-501032-540400300	POSTAGE	50,000	
01-8030-501032-540600000	PUBLICATIONS & DUES	1,000	
01-8030-501032-540700000	ADVERTISING	125,000	
01-8030-501032-540700005	PHOTOGRAPHY EXPENSE	25,000	
01-8030-501032-540200015	PRINTING - COLLEGE CATALOG	15,000	
01-8040-501036-540100905	SUPPLIES MCC STORE	150	
01-8030-501032-540200010	PRINTING - NON-CREDIT SCHEDULE	32,000	
01-8040-501036-540600000	PUBLICATIONS & DUES	2,000	
01-8040-501036-540900000	OTHER MATERIALS & SUPPLIES	8,000	
01-8040-503010-540100100	OFFICE SUPPLIES	5,000	
01-8040-503010-540100500	ACCOMODATION SUPPLIES	1,000	
01-8040-503010-540100905	SUPPLIES MCC STORE	4,000	
01-8040-503010-540200000	PRINTING	850	
01-8020-502025-540100100	OFFICE SUPPLIES	2,250	
01-8040-501036-540100100	OFFICE SUPPLIES	11,000	
01-8030-501022-540100100	OFFICE SUPPLIES	750	
01-8020-502025-540100905	SUPPLIES MCC STORE	50	
01-8020-502025-540200000	PRINTING	500	
01-8020-502025-540400200	COMPUTER SOFTWARE	3,000	
01-8020-502025-540400300	POSTAGE	50	
01-8020-502025-540600000	PUBLICATIONS & DUES	7,000	
01-8020-502030-540100100	OFFICE SUPPLIES	3,000	
01-8020-502030-540100905	SUPPLIES MCC STORE	120	
01-8030-501032-540200020	PRINTING - NON-CREDIT DIVISION	10,000	
01-8020-502030-540600000	PUBLICATIONS & DUES	1,500	
01-8040-503010-540400300	POSTAGE	750	
01-8030-501022-540100905	SUPPLIES MCC STORE	0	
01-8030-501022-540200000	PRINTING	15,000	
01-8030-501022-540400300	POSTAGE	2,750	
01-8030-501022-540600000	PUBLICATIONS & DUES	500	
01-8030-501032-540100100	OFFICE SUPPLIES	5,000	
01-8030-501032-540100905	SUPPLIES MCC STORE	2,500	
01-8030-501032-540200000	PRINTING	0	
01-8020-502030-540400300	POSTAGE	216	
01-8080-504020-540100100	OFFICE SUPPLIES	64,875	
01-8040-503010-540400200	COMPUTER SOFTWARE	10,000	
01-8070-506015-540200000	PRINTING	20	
01-8070-506015-540400200	COMPUTER SOFTWARE	0	
01-8070-506015-540600000	PUBLICATIONS & DUES	600	
01-8080-504010-540100100	OFFICE SUPPLIES	5,000	
01-8080-504010-540200000	PRINTING	0	
01-8080-504010-540600000	PUBLICATIONS & DUES	2,200	
01-8070-506012-540600000	PUBLICATIONS & DUES	7,500	
01-8080-504015-540400200	COMPUTER SOFTWARE	106,890	
01-8070-506010-540900000	OTHER MATERIALS & SUPPLIES	1,000	
01-8080-504020-540100905	SUPPLIES MCC STORE	300	

Fd-Prog-Depart-Object	Description	Budget	Sub Total
01-8080-504020-540400200	COMPUTER SOFTWARE	474,075	
01-8080-504020-540600000	PUBLICATIONS & DUES	500	
01-8080-504030-540100100	OFFICE SUPPLIES	50,000	
01-8080-504030-540100905	SUPPLIES MCC STORE	100	
01-8080-504030-540400200	COMPUTER SOFTWARE	177,000	
01-3060-303044-540100100	OFFICE SUPPLIES	500	
01-8080-504015-540100100	OFFICE SUPPLIES	5,000	
01-8060-501016-540400900	ACCOUNTS PAYABLE DISCOUNT	0	
01-8040-503010-540600000	PUBLICATIONS & DUES	8,000	
01-8040-503010-540900000	OTHER MATERIALS & SUPPLIES	11,500	
01-8050-501014-540100100	OFFICE SUPPLIES	250	
01-8050-501014-540200000	PRINTING	250	
01-8050-501014-540400300	POSTAGE	250	
01-8060-501016-540100100	OFFICE SUPPLIES	20,000	
01-8060-501016-540100101	SUPPLIES OFFSET ALLOWANCE	-200,000	
01-8070-506015-540100100	OFFICE SUPPLIES	300	
01-8060-501016-540400200	COMPUTER SOFTWARE	10,000	
01-8060-501016-540800005	FOOD PURCHASES	1,000	
01-8060-501016-540600000	PUBLICATIONS & DUES	45,000	
01-8060-501016-540900000	OTHER MATERIALS & SUPPLIES	10,000	
01-8070-506010-540100905	SUPPLIES MCC STORE	1,000	
01-8070-506010-540200000	PRINTING	5,000	
01-8070-506010-540400200	COMPUTER SOFTWARE	1,000	
01-8070-506010-540600000	PUBLICATIONS & DUES	2,000	
01-8070-506010-540800005	FOOD PURCHASES	22,500	
01-8060-501016-540200000	PRINTING	60	
01-4010-401032-540100905	SUPPLIES MCC STORE	0	
01-4040-404010-540100100	OFFICE SUPPLIES	0	
01-4010-401012-540900000	OTHER MATERIALS & SUPPLIES	500	
01-4010-401030-540100100	OFFICE SUPPLIES	100	
01-4010-401030-540100200	INSTRUCTIONAL SUPPLIES	11,000	
01-4010-401030-540100905	SUPPLIES MCC STORE	100	
01-4010-401030-540200000	PRINTING	50	
01-4010-401030-540700000	ADVERTISING	1,000	
01-4010-401012-540400300	POSTAGE	100	
01-4010-401030-540900000	OTHER MATERIALS & SUPPLIES	800	
01-4010-401012-540200000	PRINTING	1,000	
01-4010-401034-540100100	OFFICE SUPPLIES	2,000	
01-4010-401034-540100235	SUPPLIES - GENERAL	5,200	
01-4010-401034-540100905	SUPPLIES MCC STORE	50	
01-4010-401034-540200000	PRINTING	50	
01-4010-401034-540600000	PUBLICATIONS & DUES	420	
01-4030-401016-540200000	PRINTING	0	
01-4030-401016-540600000	PUBLICATIONS & DUES	1,580	
01-4010-401030-540800005	FOOD PURCHASES	300	
01-3090-303043-540100100	OFFICE SUPPLIES	500	
01-8070-506010-540100100	OFFICE SUPPLIES	2,500	
01-8020-502015-540600000	PUBLICATIONS & DUES	1,000	
01-3060-303044-540900000	OTHER MATERIALS & SUPPLIES	0	

Fd-Prog-Depart-Object	Description	Budget	Sub Total
01-3060-303046-540100100	OFFICE SUPPLIES	400	
01-3080-303017-540100100	OFFICE SUPPLIES	1,979	
01-3080-303017-540100235	SUPPLIES - GENERAL	360	
01-3080-303017-540100905	SUPPLIES MCC STORE	3,023	
01-4010-401012-540800005	FOOD PURCHASES	1,500	
01-3080-303017-540800005	FOOD PURCHASES	8,097	
01-4010-401012-540100100	OFFICE SUPPLIES	2,000	
01-3090-303043-540100905	SUPPLIES MCC STORE	100	
01-3090-303043-540200000	PRINTING	500	
01-3090-303043-540600000	PUBLICATIONS & DUES	360	
01-3060-303044-540800005	FOOD PURCHASES	1,922	
01-3090-303043-540900000	OTHER MATERIALS & SUPPLIES	100	
01-4010-401012-540100200	INSTRUCTIONAL SUPPLIES	4,000	
01-4010-401012-540100905	SUPPLIES MCC STORE	400	
01-3080-303017-540200000	PRINTING	323	
01-8020-501028-540600000	PUBLICATIONS & DUES	260	
01-8020-501010-540100155	COPY CENTER CHARGEBACKS	0	
01-8020-501010-540100905	SUPPLIES MCC STORE	250	
01-8020-501010-540200000	PRINTING	25,000	
01-8020-501010-540400200	COMPUTER SOFTWARE	1,200	
01-8020-501020-540100100	OFFICE SUPPLIES	300	
01-8020-501020-540200000	PRINTING	100	
01-8020-501020-540400300	POSTAGE	250	
01-8020-501010-540100100	OFFICE SUPPLIES	45,000	
01-8020-501028-540400300	POSTAGE	52,077	
01-8020-501028-540100100	OFFICE SUPPLIES	926	
01-8020-502010-540100100	OFFICE SUPPLIES	450	
01-8020-502010-540100905	SUPPLIES MCC STORE	25	
01-8020-502010-540200000	PRINTING	150	
01-8020-502015-540100100	OFFICE SUPPLIES	5,000	
01-4040-404010-540100400	MAINTENANCE SUPPLIES	0	
01-3090-303043-540800005	FOOD PURCHASES	2,000	
01-8020-502015-540100905	SUPPLIES MCC STORE	50	
01-8020-502015-540200000	PRINTING	100	
01-8020-501020-540600000	PUBLICATIONS & DUES	1,000	
01-8010-501012-540500005	BOOKS	250	
01-4040-404010-540200000	PRINTING	0	
01-4040-404010-540700000	ADVERTISING	0	
01-4040-404010-540900000	OTHER MATERIALS & SUPPLIES	0	
01-8020-501028-540400305	U. P. S.	19,598	
01-8010-501013-540600000	PUBLICATIONS & DUES	2,000	
01-8010-501012-540100100	OFFICE SUPPLIES	2,000	
01-8010-501012-540100905	SUPPLIES MCC STORE	250	
01-4040-404010-540600000	PUBLICATIONS & DUES	0	
01-8010-501012-540400300	POSTAGE	250	
01-8010-501012-540600000	PUBLICATIONS & DUES	2,000	
01-8010-501012-540900000	OTHER MATERIALS & SUPPLIES	100	
01-8010-501013-540500005	BOOKS	1,500	
01-8010-501013-540100100	OFFICE SUPPLIES	2,000	

Fd-Prog-Depart-Object	Description	Budget	Sub Total
01-8010-501013-540200000	PRINTING	500	
01-8010-501013-540100235	SUPPLIES - GENERAL	1,000	
01-8010-501013-540100905	SUPPLIES MCC STORE	500	
01-8010-501013-540100900	IT TECHNOLOGY SUPPLIES	2,000	
01-8010-501012-540200000	PRINTING	250	
TOTAL SUPPLIES			2,788,004

Fd-Prog-Dept-Object	Description	Budget	Sub Total
Travel			
01-4030-401016-550200005	IN DISTRICT TRAVEL	250	
01-4040-404010-550900015	OTHER CONF & MTG EXP	0	
01-4040-404010-550200010	OUT OF DISTRICT TRAVEL	0	
01-4040-404010-550100005	MEETING EXPENSE IN-DISTRICT	0	
01-4030-401016-550900015	OTHER CONF & MTG EXP	0	
01-4010-401030-550200005	IN DISTRICT TRAVEL	200	
01-4010-401012-550400010	RECRUITMENT - BACKGROUND CHECK	1,000	
01-4010-401012-550900015	OTHER CONF & MTG EXP	500	
01-8010-501013-550900015	OTHER CONF & MTG EXP	10,000	
01-4010-401034-550900015	OTHER CONF & MTG EXP	100	
01-4010-401012-550200010	OUT OF DISTRICT TRAVEL	500	
01-8010-501012-550100005	MEETING EXPENSE IN-DISTRICT	600	
01-8010-501012-550200005	IN DISTRICT TRAVEL	2,000	
01-8010-501012-550200010	OUT OF DISTRICT TRAVEL	2,000	
01-8010-501012-550900015	OTHER CONF & MTG EXP	2,000	
01-8010-501013-550100005	MEETING EXPENSE IN-DISTRICT	1,000	
01-8010-501013-550200010	OUT OF DISTRICT TRAVEL	1,000	
01-8020-501020-550100005	MEETING EXPENSE IN-DISTRICT	75	
01-8020-501020-550200005	IN DISTRICT TRAVEL	100	
01-4010-401012-550200005	IN DISTRICT TRAVEL	500	
01-3020-303060-550900015	OTHER CONF & MTG EXP	250	
01-8020-501028-550100005	MEETING EXPENSE IN-DISTRICT	130	
01-8020-501020-550900005	STAFF DEVELOPMENT	10,000	
01-8020-501020-550200010	OUT OF DISTRICT TRAVEL	5,000	
01-8010-501013-550200005	IN DISTRICT TRAVEL	1,000	
01-3060-303030-550200010	OUT OF DISTRICT TRAVEL	8,000	
01-3020-303024-550200010	OUT OF DISTRICT TRAVEL	0	
01-3020-303024-550900025	JOB/COLLEGE FAIR	6,000	
01-8070-506010-550200010	OUT OF DISTRICT TRAVEL	2,500	
01-3020-303034-550100005	MEETING EXPENSE IN-DISTRICT	600	
01-3020-303034-550200005	IN DISTRICT TRAVEL	15	
01-3020-303034-550200010	OUT OF DISTRICT TRAVEL	1,250	
01-3020-303034-550900015	OTHER CONF & MTG EXP	1,500	
01-3020-303060-550100005	MEETING EXPENSE IN-DISTRICT	50	
01-3020-303070-550100005	MEETING EXPENSE IN-DISTRICT	681	
01-3040-302025-550200005	IN DISTRICT TRAVEL	250	
01-3020-303070-550200005	IN DISTRICT TRAVEL	68	
01-3040-302025-550900015	OTHER CONF & MTG EXP	500	
01-4010-401012-550100005	MEETING EXPENSE IN-DISTRICT	200	
01-3060-303030-550900015	OTHER CONF & MTG EXP	2,500	
01-3060-303038-550100005	MEETING EXPENSE IN-DISTRICT	90	
01-3060-303038-550200005	IN DISTRICT TRAVEL	108	
01-3060-303039-550200005	IN DISTRICT TRAVEL	45	
01-3060-303042-550100005	MEETING EXPENSE IN-DISTRICT	2,621	
01-3060-303042-550200005	IN DISTRICT TRAVEL	81	
01-3060-303042-550200010	OUT OF DISTRICT TRAVEL	3,230	
01-3060-303042-550900015	OTHER CONF & MTG EXP	3,634	
01-3060-303044-550100005	MEETING EXPENSE IN-DISTRICT	1,080	

Fd-Prog-Depart-Object	Description	Budget	Sub Total
01-3060-303044-550200010	OUT OF DISTRICT TRAVEL	0	
01-3060-303044-550900015	OTHER CONF & MTG EXP	0	
01-3040-302025-550200010	OUT OF DISTRICT TRAVEL	1,500	
01-8070-506015-550900015	OTHER CONF & MTG EXP	1,600	
01-8070-506010-550100005	MEETING EXPENSE IN-DISTRICT	5,000	
01-8040-503010-550900015	OTHER CONF & MTG EXP	7,000	
01-8050-501014-550100005	MEETING EXPENSE IN-DISTRICT	500	
01-8050-501014-550200010	OUT OF DISTRICT TRAVEL	2,500	
01-8050-501014-550900015	OTHER CONF & MTG EXP	2,500	
01-8060-501016-550100005	MEETING EXPENSE IN-DISTRICT	5,000	
01-8060-501016-550100010	CHAMBER MEETING EXPENSE IN-DIS	1,250	
01-8060-501016-550200010	OUT OF DISTRICT TRAVEL	25,000	
01-8060-501016-550200011	TRAVEL OFFSET ALLOWANCE	-50,000	
01-8070-506010-550200005	IN DISTRICT TRAVEL	2,500	
01-8040-503010-550400010	RECRUITMENT - BACKGROUND CHECK	5,000	
01-8070-506015-550200010	OUT OF DISTRICT TRAVEL	500	
01-8040-503010-550400000	RECRUITMENT	40,000	
01-8080-504010-550100005	MEETING EXPENSE IN-DISTRICT	0	
01-8080-504010-550200005	IN DISTRICT TRAVEL	0	
01-8080-504010-550200010	OUT OF DISTRICT TRAVEL	0	
01-8080-504010-550900015	OTHER CONF & MTG EXP	500	
01-8080-504020-550200005	IN DISTRICT TRAVEL	216	
01-8080-504020-550200010	OUT OF DISTRICT TRAVEL	3,262	
01-8080-504020-550900015	OTHER CONF & MTG EXP	43,100	
01-8080-504030-550200005	IN DISTRICT TRAVEL	90	
01-8080-504030-550900015	OTHER CONF & MTG EXP	500	
01-3020-303024-550200005	IN DISTRICT TRAVEL	200	
01-8020-501020-550900015	OTHER CONF & MTG EXP	2,500	
01-8070-506010-550900015	OTHER CONF & MTG EXP	5,000	
01-8030-501022-550900015	OTHER CONF & MTG EXP	1,750	
01-8020-502010-550900015	OTHER CONF & MTG EXP	225	
01-8020-502015-550900015	OTHER CONF & MTG EXP	2,500	
01-8020-502025-550100005	MEETING EXPENSE IN-DISTRICT	224	
01-8020-502025-550200010	OUT OF DISTRICT TRAVEL	750	
01-8020-502025-550900015	OTHER CONF & MTG EXP	250	
01-8020-502030-550100005	MEETING EXPENSE IN-DISTRICT	360	
01-8020-502030-550200010	OUT OF DISTRICT TRAVEL	3,500	
01-8020-502030-550900015	OTHER CONF & MTG EXP	2,500	
01-8030-501022-550100005	MEETING EXPENSE IN-DISTRICT	2,500	
01-8030-501022-550100010	CHAMBER MEETING EXPENSE IN-DIS	150	
01-8040-503010-550400015	RELOCATION/MOVING EXPENSES	5,000	
01-8030-501022-550200010	OUT OF DISTRICT TRAVEL	1,500	
01-8020-501028-550900015	OTHER CONF & MTG EXP	195	
01-8030-501032-550100005	MEETING EXPENSE IN-DISTRICT	750	
01-8030-501032-550200005	IN DISTRICT TRAVEL	150	
01-8030-501032-550200010	OUT OF DISTRICT TRAVEL	2,200	
01-8030-501032-550900015	OTHER CONF & MTG EXP	5,500	
01-8040-501036-550100005	MEETING EXPENSE IN-DISTRICT	300	
01-8040-501036-550200005	IN DISTRICT TRAVEL	150	

Fd-Prog-Depart-Object	Description	Budget	Sub Total
01-8040-501036-550200010	OUT OF DISTRICT TRAVEL	2,000	
01-8040-501036-550900015	OTHER CONF & MTG EXP	2,000	
01-8040-503010-550100005	MEETING EXPENSE IN-DISTRICT	15,000	
01-8040-503010-550200005	IN DISTRICT TRAVEL	500	
01-8040-503010-550200010	OUT OF DISTRICT TRAVEL	3,500	
01-8030-501022-550200005	IN DISTRICT TRAVEL	250	
01-1020-102019-550900015	OTHER CONF & MTG EXP	404	
01-1030-102044-550100005	MEETING EXPENSE IN-DISTRICT	0	
01-1010-101080-550100005	MEETING EXPENSE IN-DISTRICT	180	
01-1010-101084-550200010	OUT OF DISTRICT TRAVEL	11,000	
01-1010-904183-550200010	OUT OF DISTRICT TRAVEL	500	
01-1010-904183-550900015	OTHER CONF & MTG EXP	30,000	
01-1020-102014-550100005	MEETING EXPENSE IN-DISTRICT	0	
01-1020-102014-550900015	OTHER CONF & MTG EXP	0	
01-1020-102016-550100005	MEETING EXPENSE IN-DISTRICT	449	
01-1020-102016-550200005	IN DISTRICT TRAVEL	90	
01-1020-102016-550200010	OUT OF DISTRICT TRAVEL	2,000	
01-1010-101072-550100005	MEETING EXPENSE IN-DISTRICT	175	
01-1020-102019-550100005	MEETING EXPENSE IN-DISTRICT	300	
01-1010-101060-550200005	IN DISTRICT TRAVEL	32	
01-1030-102018-550100005	MEETING EXPENSE IN-DISTRICT	300	
01-1030-102018-550200005	IN DISTRICT TRAVEL	0	
01-1030-102018-550900015	OTHER CONF & MTG EXP	200	
01-1030-102020-550100005	MEETING EXPENSE IN-DISTRICT	202	
01-1030-102022-550100005	MEETING EXPENSE IN-DISTRICT	300	
01-1030-102024-550100005	MEETING EXPENSE IN-DISTRICT	600	
01-1030-102024-550900010	VEHICLE EXPENSE	6,500	
01-1030-102030-550100005	MEETING EXPENSE IN-DISTRICT	359	
01-1030-102030-550200005	IN DISTRICT TRAVEL	36	
01-1030-102030-550900015	OTHER CONF & MTG EXP	50	
01-1030-102040-550100005	MEETING EXPENSE IN-DISTRICT	80	
01-1020-102016-550900015	OTHER CONF & MTG EXP	898	
01-1010-101038-550100005	MEETING EXPENSE IN-DISTRICT	200	
01-1010-101010-550900015	OTHER CONF & MTG EXP	200	
01-1010-101014-550900020	FORENSICS	7,000	
01-1010-101022-550100005	MEETING EXPENSE IN-DISTRICT	277	
01-1010-101022-550900010	VEHICLE EXPENSE	582	
01-1010-101028-550100005	MEETING EXPENSE IN-DISTRICT	0	
01-1010-101028-550200010	OUT OF DISTRICT TRAVEL	800	
01-1010-101034-550100005	MEETING EXPENSE IN-DISTRICT	718	
01-1010-101034-550900015	OTHER CONF & MTG EXP	800	
01-1010-101036-550100005	MEETING EXPENSE IN-DISTRICT	1,000	
01-1010-101036-550200005	IN DISTRICT TRAVEL	404	
01-1010-101078-550100005	MEETING EXPENSE IN-DISTRICT	242	
01-1010-101036-550900015	OTHER CONF & MTG EXP	808	
01-1010-101040-550200010	OUT OF DISTRICT TRAVEL	300	
01-3020-303018-550900015	OTHER CONF & MTG EXP	250	
01-1010-101040-550200005	IN DISTRICT TRAVEL	300	
01-1010-101042-550200005	IN DISTRICT TRAVEL	200	

Fd-Prog-Depart-Object	Description	Budget	Sub Total
01-1010-101042-550200010	OUT OF DISTRICT TRAVEL	200	
01-1010-101052-550100005	MEETING EXPENSE IN-DISTRICT	250	
01-1010-101052-550200005	IN DISTRICT TRAVEL	50	
01-1010-101052-550900015	OTHER CONF & MTG EXP	200	
01-1010-101054-550100005	MEETING EXPENSE IN-DISTRICT	400	
01-1010-101054-550200010	OUT OF DISTRICT TRAVEL	1,300	
01-1010-101054-550900015	OTHER CONF & MTG EXP	0	
01-1010-101058-550900015	OTHER CONF & MTG EXP	150	
01-1010-101036-550200010	OUT OF DISTRICT TRAVEL	4,000	
01-3010-302010-550200010	OUT OF DISTRICT TRAVEL	1,000	
01-2080-201010-550200005	IN DISTRICT TRAVEL	200	
01-2080-201010-550200010	OUT OF DISTRICT TRAVEL	3,000	
01-2080-201010-550900001	PROFESSIONAL DEVELOPMENT	38,000	
01-2080-201010-550900015	OTHER CONF & MTG EXP	3,500	
01-2080-201015-550200010	OUT OF DISTRICT TRAVEL	13,464	
01-1010-101038-550900015	OTHER CONF & MTG EXP	500	
01-2080-201018-550100005	MEETING EXPENSE IN-DISTRICT	500	
01-2080-201018-550200005	IN DISTRICT TRAVEL	449	
01-2080-201018-550200010	OUT OF DISTRICT TRAVEL	4,500	
01-2080-201018-550900015	OTHER CONF & MTG EXP	800	
01-2080-201010-550100005	MEETING EXPENSE IN-DISTRICT	2,000	
01-3010-302010-550200005	IN DISTRICT TRAVEL	2,000	
01-2080-201015-550100005	MEETING EXPENSE IN-DISTRICT	224	
01-3010-302010-550900015	OTHER CONF & MTG EXP	250	
01-3010-302016-550200010	OUT OF DISTRICT TRAVEL	3,257	
01-3010-303016-550100005	MEETING EXPENSE IN-DISTRICT	22	
01-3010-303016-550200005	IN DISTRICT TRAVEL	22	
01-3010-303016-550900015	OTHER CONF & MTG EXP	336	
01-3020-302020-550100005	MEETING EXPENSE IN-DISTRICT	81	
01-3020-302020-550900015	OTHER CONF & MTG EXP	2,022	
01-3020-303018-550100005	MEETING EXPENSE IN-DISTRICT	250	
01-3020-303018-550200005	IN DISTRICT TRAVEL	500	
01-3020-303018-550200010	OUT OF DISTRICT TRAVEL	500	
01-1030-102044-550200005	IN DISTRICT TRAVEL	600	
01-3010-302010-550100005	MEETING EXPENSE IN-DISTRICT	1,500	
01-1040-103020-550200005	IN DISTRICT TRAVEL	700	
01-8020-501028-550200005	IN DISTRICT TRAVEL	300	
01-1030-102044-550900015	OTHER CONF & MTG EXP	5,200	
01-1030-102050-550200005	IN DISTRICT TRAVEL	500	
01-1030-103015-550100005	MEETING EXPENSE IN-DISTRICT	180	
01-1030-103015-550900015	OTHER CONF & MTG EXP	3,000	
01-1040-103010-550100005	MEETING EXPENSE IN-DISTRICT	100	
01-2080-201015-550900015	OTHER CONF & MTG EXP	1,058	
01-1040-103020-550100005	MEETING EXPENSE IN-DISTRICT	0	
01-2030-201048-550900015	OTHER CONF & MTG EXP	808	
01-1040-103020-550200010	OUT OF DISTRICT TRAVEL	1,500	
01-1040-103020-550900015	OTHER CONF & MTG EXP	200	
01-1040-103025-550100005	MEETING EXPENSE IN-DISTRICT	250	
01-1040-103025-550900015	OTHER CONF & MTG EXP	1,500	

Fd-Prog-Depart-Object	Description	Budget	Sub Total
01-2010-202015-550900015	OTHER CONF & MTG EXP	500	
01-1040-103010-550200010	OUT OF DISTRICT TRAVEL	300	
01-1040-103040-550100005	MEETING EXPENSE IN-DISTRICT	300	
01-2020-201025-550200010	OUT OF DISTRICT TRAVEL	2,000	
01-2020-201025-550100005	MEETING EXPENSE IN-DISTRICT	1,000	
01-2020-201025-550900015	OTHER CONF & MTG EXP	1,200	
01-2010-202015-550200010	OUT OF DISTRICT TRAVEL	200	
01-2010-202015-550100005	MEETING EXPENSE IN-DISTRICT	147	
01-2010-202010-550900015	OTHER CONF & MTG EXP	300	
01-2030-201048-550200010	OUT OF DISTRICT TRAVEL	2,000	
01-2010-202010-550100005	MEETING EXPENSE IN-DISTRICT	200	
01-1040-103040-550900015	OTHER CONF & MTG EXP	485	
TOTAL TRAVEL			410,821
Fixed Charges			
01-8060-501016-560900010	EXISTING COMPUTER LEASES	50,000	
01-8030-501022-560100200	MCC CONF CTR RENTAL	150	
01-8060-501016-560200000	RENTAL - EQUIPMENT	5,000	
01-8060-501016-560600000	LEASE PRINCIPAL RETIREMENTS	1,000,000	
01-8020-501028-560600000	LEASE PRINCIPAL RETIREMENTS	10,043	
01-8060-501016-560900050	BOND PRINCIPAL	240,000	
01-8060-501016-560900055	INTEREST EXPENSE	21,671	
01-8060-501016-560900060	GENERAL INSURANCE	162,046	
01-8060-501016-560900065	INSURANCE DEDUCTABLES	20,000	
01-3020-303034-560100200	MCC CONF CTR RENTAL	50	
01-8060-501016-560900200	INTEREST EXPENSE-LEASES	22,000	
01-8060-501016-560900062	LATE CHARGES -CREDIT CARDS	200	
01-4040-404010-560100200	MCC CONF CTR RENTAL	0	
01-2080-201018-560100200	MCC CONF CTR RENTAL	0	
01-1030-102050-560100000	RENTAL - FACILITIES	30,000	
01-1030-102030-560200000	RENTAL - EQUIPMENT	0	
01-1030-102024-560100200	MCC CONF CTR RENTAL	0	
01-1020-102016-560100200	MCC CONF CTR RENTAL	500	
01-1010-101052-560100200	MCC CONF CTR RENTAL	75	
01-1010-101036-560100200	MCC CONF CTR RENTAL	350	
01-1010-101022-560100000	RENTAL - FACILITIES	700	
01-1010-101018-560200000	RENTAL - EQUIPMENT	0	
01-1010-101016-560100000	RENTAL - FACILITIES	5,000	
01-3080-303017-560200000	RENTAL - EQUIPMENT	0	
TOTAL FIXED CHARGES			1,567,785
Utilities			
01-8080-504030-570500000	TELEPHONE	60,000	
01-8080-504020-570500000	TELEPHONE	154,220	
01-8060-501016-570500000	TELEPHONE	20,000	
01-8040-501036-570500000	TELEPHONE	3,060	
01-1030-102050-570900000	UTILITIES - GENERAL	4,000	
01-8020-501028-570500000	TELEPHONE	500	
TOTAL UTILITIES			241,780

Fd-Prog-Dept-Object	Description	Budget	Sub Total
Capital Outlay			
01-8030-501032-580500000	EQUIPMENT - OFFICE	2,500	
01-8080-504020-580500000	EQUIPMENT - OFFICE	56,000	
01-8080-504010-580500000	EQUIPMENT - OFFICE	7,500	
01-8060-501016-580900060	BUILDING IMPROVEMENTS	40,000	
01-8060-501016-580500000	EQUIPMENT - OFFICE	40,000	
01-8040-503010-580900000	OTHER CAPITAL OUTLAY	10,000	
01-8030-501032-580900000	OTHER CAPITAL OUTLAY	0	
01-2080-201018-580900000	OTHER CAPITAL OUTLAY	0	
01-2080-201010-580900000	OTHER CAPITAL OUTLAY	0	
01-2080-201010-580600000	EQUIPMENT - INSTRUCTIONAL	175,000	
01-2030-201048-580900000	OTHER CAPITAL OUTLAY	0	
01-1030-102030-580900000	OTHER CAPITAL OUTLAY	204,605	
01-1020-102016-580600000	EQUIPMENT - INSTRUCTIONAL	25,000	
01-8080-504030-580900000	OTHER CAPITAL OUTLAY	80,000	
01-8020-501010-580600005	REPL EQUIP--INSTRUCTIONAL	1,200	
TOTAL CAPITAL OUTLAY			641,805
Other			
01-8090-000000-590400005	FINANCIAL CHARGES/ADJUSTMENTS	10,000	
01-8060-501016-590900008	TUITION WAIVERS CULINARY MGMT	5,000	
01-8060-501016-590900015	PARTICIPATION STIPEND	2,500	
01-8060-501016-590900054	PERM ART COLLECTION	14,000	
01-8060-501016-590900070	CORPORATE SPONSORSHIPS	10,000	
01-8060-501016-590900080	TAX ABATEMENTS	1,000	
01-8060-501016-590900090	BANK/CREDIT CRD/HIGHER ONE FEE	225,000	
01-8060-501016-590900007	TUITION WAIVERS SENIOR CITIZEN	70,000	
01-8070-506010-590900070	CORPORATE SPONSORSHIPS	5,000	
01-8060-501016-590400025	BAD DEBT EXPENSES	150,000	
01-8090-000000-590400010	FEE LOSS/UNCOLLECTABLE	1,000	
01-8090-000000-590400030	DEBT FORGIVENESS	2,500	
01-9030-000000-590100320	WAIVER - EXCEPT. TO REFUND POL	125,000	
01-8060-501016-590900200	INDIRECT COSTS ALLOCATION	-10,000	
01-3060-303030-590900012	PHI THETA KAPPA	500	
01-1010-101052-590200010	SCHOLARSHIPS	2,000	
01-1030-102024-590900010	TUITION REFUNDS	12,000	
01-8060-501016-590900002	TUITION WAIVERS INSTITUTIONAL	65,000	
01-2080-201015-590900058	GRADUATION	45,000	
01-8060-501016-590900004	TUITION WAIVERS STUDENT LIFE	150,000	
01-4040-404010-590900070	CORPORATE SPONSORSHIPS	0	
01-8010-501012-590900000	OTHER EXPENDITURES	2,000	
01-8010-501013-590900000	OTHER EXPENDITURES	0	
01-8030-501022-590900058	GRADUATION	7,500	
01-8040-503010-590900100	REWARDS AND RECOGNITION	50,000	
01-8060-501016-590900000	OTHER EXPENDITURES	10,000	
01-2080-201010-590900010	TUITION REFUNDS	2,000	
TOTAL OTHER			957,000

Fd-Prog-Depart-Object	Description	Budget	Sub Total
Contingency			
01-8060-501016-600000005	CONTINGENCY INSTITUTION	100,000	
TOTAL CONTINGENCY			100,000
Transfers			
01-8060-501016-710200030	TRANSFER TO FUND	300,000	
01-8060-501016-710200050	TRANSFER	0	
01-8060-501016-710200010	TRANSFER TO AUX FUND	550,000	
TOTAL TRANSFERS			850,000
TOTAL EDUCATION FUND			-4,692,162

Fd-Prog-Dept-Object	Description	Budget	Sub Total
OPERATIONS AND MAINTENANCE FUND			
Local Government			
02-0000-000000-410100105	REAL ESTATE TAXES	-2,355,204	
02-0000-000000-410350000	CPPRT	-292,744	
TOTAL LOCAL GOVERNMENT			-2,647,948
State Government			
02-0000-000000-420100100	BASE OPERATING GRANTS	-1,197,436	
TOTAL STATE GOVERNMENT			-1,197,436
Student Tuition and Fees			
02-0000-000000-440100100	TUITION-IN DISTRICT	-1,624,632	
02-0000-000000-440100200	TUITION-OUT OF DISTRICT	-29,230	
02-0000-000000-440100300	TUITION-OUT OF STATE	-4,626	
02-0000-000000-440100400	TUITION-INTERNATIONAL STUDENTS	-941	
TOTAL STUDENT TUITION AND FEES			-1,659,429
Investment Revenue			
02-0000-000000-470900006	CHANGE IN FAIR VALUE OF INVEST	-16,559	
02-0000-000000-470900007	INVESTMENT TRANSACTION FEES	989	
TOTAL INVESTMENT REVENUE			-15,570
Other Sources			
02-0000-000000-490100100	CAMPUS SAFETY COURT FEES/FINES	-1,000	
02-0000-000000-490900050	OTHER MISC INCOME	-35,000	
TOTAL OTHER SOURCES			-36,000
Salaries			
02-7030-505055-510100100	FT ADMINISTRATIVE STAFF	128,625	
02-7030-505055-510200100	FT PROF/TECH STAFF	94,731	
02-7030-505035-510600110	FT SERVICE STAFF	84,714	
02-7010-505015-510200100	FT PROF/TECH STAFF	261,675	
02-7010-505015-510200200	PT PROF/TECHNICAL STAFF	86,095	
02-7010-505015-510700100	FT MAINTENANCE	0	
TOTAL SALARIES			655,840
Employee Benefits			
02-7010-505015-520100100	EMPLOYER GTL MEDICAL VISION	79,025	
02-7030-505055-520900055	SURS .5% EMPLOYER CONTRIBUTION	1,117	
02-7030-505055-520100100	EMPLOYER GTL MEDICAL VISION	63,619	
02-7030-505035-520900055	SURS .5% EMPLOYER CONTRIBUTION	423	
02-7030-505035-520100100	EMPLOYER GTL MEDICAL VISION	40,437	
02-7010-505015-520900055	SURS .5% EMPLOYER CONTRIBUTION	1,343	
TOTAL EMPLOYEE BENEFITS			185,964

Fd-Prog-Dept-Object	Description	Budget	Sub Total
Contractual Services			
02-7030-505035-530900020	OTHER CONTRACTUAL SERVICES	25,000	
02-7010-505060-530900020	OTHER CONTRACTUAL SERVICES	0	
02-7090-505050-530900020	OTHER CONTRACTUAL SERVICES	109,975	
02-7090-505050-530400010	CONTRACT MAINTENANCE SERVICES	0	
02-7030-505055-530900020	OTHER CONTRACTUAL SERVICES	80,000	
02-7030-505036-530900020	OTHER CONTRACTUAL SERVICES	48,000	
02-7030-505036-530400010	CONTRACT MAINTENANCE SERVICES	61,170	
02-7030-505035-530900030	REFUSE REMOVAL	24,000	
02-7030-505035-530900025	SNOW REMOVAL	225,000	
02-8060-501058-530900020	OTHER CONTRACTUAL SERVICES	0	
02-7010-505015-530400010	CONTRACT MAINTENANCE SERVICES	208,000	
02-7020-505030-530900030	REFUSE REMOVAL	5,200	
02-7020-505030-530900025	SNOW REMOVAL	15,000	
02-7020-505030-530900020	OTHER CONTRACTUAL SERVICES	4,500	
02-7020-505030-530400010	CONTRACT MAINTENANCE SERVICES	19,610	
02-7020-505025-530400010	CONTRACT MAINTENANCE SERVICES	1,050,000	
02-7010-505015-530900020	OTHER CONTRACTUAL SERVICES	0	
02-7030-505035-530400010	CONTRACT MAINTENANCE SERVICES	125,000	
02-7020-505025-530900020	OTHER CONTRACTUAL SERVICES	6,500	
TOTAL CONTRACTUAL SERVICES			2,006,955
Supplies			
02-7030-505035-540100400	MAINTENANCE SUPPLIES	10,000	
02-7030-505035-540400400	REPAIR MATERIALS & SUPPLIES	5,000	
02-7030-505035-540900000	OTHER MATERIALS & SUPPLIES	0	
02-7030-505055-540100100	OFFICE SUPPLIES	900	
02-7030-505055-540600000	PUBLICATIONS & DUES	900	
02-7090-505050-540100100	OFFICE SUPPLIES	150,000	
02-7090-505050-540100400	MAINTENANCE SUPPLIES	17,000	
02-7090-505050-540900000	OTHER MATERIALS & SUPPLIES	50,000	
02-7010-505015-540100100	OFFICE SUPPLIES	2,500	
02-7030-505035-540100100	OFFICE SUPPLIES	250	
02-7090-505050-540400400	REPAIR MATERIALS & SUPPLIES	125,000	
02-7020-505025-540100400	MAINTENANCE SUPPLIES	0	
02-7020-505025-540100100	OFFICE SUPPLIES	0	
02-7010-505060-540400400	REPAIR MATERIALS & SUPPLIES	0	
02-7010-505015-540900000	OTHER MATERIALS & SUPPLIES	0	
02-7010-505015-540600000	PUBLICATIONS & DUES	1,200	
02-7010-505015-540400400	REPAIR MATERIALS & SUPPLIES	262,000	
02-7010-505015-540400300	POSTAGE	50	
02-7010-505015-540400200	COMPUTER SOFTWARE	10,000	
02-7010-505015-540100905	SUPPLIES MCC STORE	90	
02-7010-505015-540200000	PRINTING	100	
02-7020-505030-540100400	MAINTENANCE SUPPLIES	10,000	
TOTAL SUPPLIES			644,990

Fd-Prog-Depart-Object	Description	Budget	Sub Total
Travel			
02-7030-505055-550200010	OUT OF DISTRICT TRAVEL	800	
02-7030-505055-550900015	OTHER CONF & MTG EXP	800	
02-7030-505035-550900010	VEHICLE EXPENSE	8,000	
02-7010-505015-550200010	OUT OF DISTRICT TRAVEL	825	
02-7010-505015-550200005	IN DISTRICT TRAVEL	135	
02-7010-505015-550100005	MEETING EXPENSE IN-DISTRICT	200	
02-7010-505015-550900015	OTHER CONF & MTG EXP	400	
02-7050-505040-550900010	VEHICLE EXPENSE	13,500	
TOTAL TRAVEL			24,660
Fixed Charges			
02-7010-505015-560200000	RENTAL - EQUIPMENT	10,000	
02-7030-505035-560200000	RENTAL - EQUIPMENT	7,500	
02-7050-505040-560900005	VEHICLE LEASE	31,500	
02-7090-505050-560200000	RENTAL - EQUIPMENT	3,000	
TOTAL FIXED CHARGES			52,000
Utilities			
02-7020-505030-570100000	GAS	4,000	
02-7060-505045-570400000	WATER/SEWAGE	55,000	
02-7060-505045-570300000	ELECTRICITY	700,000	
02-7060-505045-570100000	GAS	185,000	
02-7030-505055-570500000	TELEPHONE	0	
02-7020-505030-570300000	ELECTRICITY	11,000	
02-7020-505030-570400000	WATER/SEWAGE	1,000	
TOTAL UTILITIES			956,000
Capital Outlay			
02-7030-505036-580700000	EQUIPMENT - SERVICE	0	
02-7090-505050-580900060	BUILDING IMPROVEMENTS	800,000	
02-8060-501058-580300000	BUILDINGS - NEW	0	
02-7090-505050-580200000	SITE IMPROVEMENTS	50,000	
02-7030-505035-580700000	EQUIPMENT - SERVICE	50,000	
02-7010-505060-580900007	ARCHITECTUAL SERVICES	0	
02-7010-505060-580700005	REPL EQUIP - SERVICE	0	
02-7090-505050-580900007	ARCHITECTUAL SERVICES	12,000	
02-7030-505036-580200000	SITE IMPROVEMENTS	0	
TOTAL CAPITAL OUTLAY			912,000
Transfers			
02-7090-505050-710200005	RESERVE TRANSFER	0	
TOTAL TRANSFERS			0
TOTAL OPERATIONS AND MAINTENANCE FUND			-117,974

Fd-Prog-Dept-Object	Description	Budget	Sub Total
OPERATIONS AND MAINTENANCE RESTRICTED FUND			
State Government			
03-0000-000000-420900000	REVENUE STATE SOURCES - OTHER	-24,495,351	
03-0000-000000-420900015	CDB GRANT - GREENHOUSE	0	
03-0000-000000-420900020	CDB GRANT - PUMPHOUSE	0	
TOTAL STATE GOVERNMENT			-24,495,351
Student Tuition and Fees			
03-0000-000000-440200030	INFRASTRUCTURE FEE	-79,134	
TOTAL STUDENT TUITION AND FEES			-79,134
Investment Revenue			
03-0000-000000-470900006	CHANGE IN FAIR VALUE OF INVEST	-129,271	
03-0000-000000-470900007	INVESTMENT TRANSACTION FEES	7,721	
03-0000-000000-470900005	INTEREST ON INVESTMENTS	0	
TOTAL INVESTMENT REVENUE			-121,550
Non Governmental Gifts			
03-0000-000000-480900003	GIFT MCC FOUNDATION	-4,600,000	
TOTAL NON GOVERNMENTAL GIFTS			-4,600,000
Other Sources			
03-0000-000000-490900100	PROCEEDS FROM CAPITAL LEASE	-1,000,000	
TOTAL OTHER SOURCES			-1,000,000
Contractual Services			
03-8020-501030-530400010	CONTRACT MAINTENANCE SERVICES	30,000	
03-8020-501030-530900020	OTHER CONTRACTUAL SERVICES	75,000	
03-8060-501060-530900020	OTHER CONTRACTUAL SERVICES	2,000	
TOTAL CONTRACTUAL SERVICES			107,000
Supplies			
03-8060-501060-540900000	OTHER MATERIALS & SUPPLIES	0	
03-8060-899999-549999999			
TOTAL SUPPLIES			0
Capital Outlay			
03-8060-501060-580300000	BUILDINGS - NEW	29,670,101	
03-8020-501030-580900025	CDB GRANT - PUMPHOUSE	0	
03-8060-501060-580600000	EQUIPMENT - INSTRUCTIONAL	2,969,381	
03-8020-501054-580500000	EQUIPMENT - OFFICE	1,000,000	
03-8020-501030-580900010	SITE IMPROVEMENT	4,924,353	
03-8020-501030-580100000	SITE ACQUISTION	300,000	
03-8020-501030-580900000	OTHER CAPITAL OUTLAY	2,637,500	
03-8020-501030-580900020	CDB GRANT - GREENHOUSE	0	
TOTAL CAPITAL OUTLAY			41,501,335
Transfers			
03-0000-000000-720200200	TRANSFER - IN	-1,560,717	
TOTAL TRANSFERS			-1,560,717
TOTAL OPERATIONS AND MAINTENANCE RESTRICTED FUND			9,751,583

Fd-Prog-Depart-Object	Description	Budget	Sub Total
BOND AND INTEREST FUND			
Student Tuition and Fees			
04-0000-000000-440200030	INFRASTRUCTURE FEE	-738,579	
TOTAL STUDENT TUITION AND FEES			-738,579
Fixed Charges			
04-8060-501017-560900050	BOND PRINCIPAL	335,000	
04-8060-501017-560900055	INTEREST EXPENSE	291,200	
TOTAL FIXED CHARGES			626,200
TOTAL BOND AND INTEREST FUND			-112,379

Fd-Prog-Dept-Object	Description	Budget	Sub Total
AUXILIARY FUND			
Student Tuition and Fees			
05-0000-000000-440100300	TUITION-OUT OF STATE	-14,063	
05-0000-201045-440100120	ONLINE-TUITION & FEES	0	
05-0000-000000-440100400	TUITION-INTERNATIONAL STUDENTS	-2,226	
05-0000-000000-440100200	TUITION-OUT OF DISTRICT	-625	
05-0000-000000-440100100	TUITION-IN DISTRICT	-781,618	
05-0000-000000-440200200	APPLICATION FEE	-30,000	
TOTAL STUDENT TUITION AND FEES			-828,532
Sales and Service Fees			
05-0000-609030-450400016	CONTRACT TRAINING	-150,000	
05-0000-604025-450400010	PARENTING CLASSES	-80,000	
05-0000-603010-450100015	CATERING - INTERNAL	-70,000	
05-0000-603010-450100010	CATERING - EXTERNAL	-30,000	
05-0000-603010-450100020	CATERING - CLC	-1,000	
05-0000-603010-450100025	VENDING RECEIPT-OUTSIDE VENDOR	-55,000	
05-0000-604020-450400012	TRAFFIC SAFETY SCHOOL	-425,000	
05-0000-603010-450100005	CAFETERIA RECEIPTS	-500,000	
05-0000-609032-450900009	WORKFORCE PROGRAM REVENUE	-350,000	
05-0000-604030-450400060	CENTER FOR AGRARIAN LEARNING	-5,000	
05-0000-605010-450300005	INTRAMURALS	0	
05-0000-605010-450300010	SPORTS CAMPS	0	
05-0000-609020-450900016	FLORAL SHOP SALES	-6,000	
05-0000-609025-450400025	CE DISCOUNT	3,500	
05-0000-602010-450200055	FIN AID BKSTR SALES	-1,000	
05-0000-601005-450400014	UNIVERSITY CENTER	-380,087	
05-0000-609025-450400018	CORPORATE CENTER OPEN ENROLLME	-185,000	
05-0000-601010-450400070	PLANETARIUM EVENTS REVENUE	-5,000	
05-0000-601010-450900005	CONFERENCES & RENTAL INCOME	-75,000	
05-0000-000000-450400024	CE TUITION	0	
05-0000-401024-450400024	CE TUITION	-77,000	
05-0000-401026-450400046	RAP TUITION	-6,000	
05-0000-401026-450400048	RAP MEMBERSHIP FEES	-375	
05-0000-602010-450200035	BOOK BUYBACK COMMISSIONS	0	
05-0000-501033-450900100	CULINARY & OTHER MISC.	-2,000	
05-0000-601015-450900020	CHILD CARE FEES	-80,000	
05-0000-602010-450200005	SALES-GIFTS	-17,500	
05-0000-602010-450200010	SALES-SOFTWARE	-750	
05-0000-602010-450200015	SALES-BOOKS	-700,000	
05-0000-602010-450200020	SALES-SUPPLIES	-55,000	
05-0000-602010-450200025	SALES-CLOTHING	-50,000	
05-0000-602010-450200030	DISCOUNTS EARNED	-2,500	
05-0000-501033-450500100	CULINARY FOOD SALES	-10,000	
TOTAL SALES AND SERVICE FEES			-3,315,712
Facilities Revenue			
05-0000-601010-460900100	SHAH CENTER RENTALS	-25,000	
TOTAL FACILITIES REVENUE			-25,000

Fd-Prog-Dept-Object	Description	Budget	Sub Total
Non Governmental Gifts			
05-0000-000000-480900025	FOUNDATION CONTRIBUTIONS	-2,000	
TOTAL NON GOVERNMENTAL GIFTS			-2,000
Other Sources			
05-0000-404015-490900026	CTR NON-PROFIT LDRSHIP REVENUE	-9,400	
TOTAL OTHER SOURCES			-9,400
Salaries			
05-6090-609022-510100100	FT ADMINISTRATIVE STAFF	204,049	
05-6040-605010-510800015	STUDENT EMPLOYEES - WSI	0	
05-6080-601005-510100100	FT ADMINISTRATIVE STAFF	200,000	
05-6080-601010-510200100	FT PROF/TECH STAFF	160,768	
05-6080-601010-510600200	PT CLERICAL STAFF	27,073	
05-6090-601015-510200200	PT PROF/TECHNICAL STAFF	44,733	
05-6090-601015-510300420	NON-INSTRUCTIONAL OVERLOAD	20,049	
05-6090-609032-510300215	PT STIPENDS FALL SPRG SUM	36,050	
05-6090-601015-510800015	STUDENT EMPLOYEES - WSI	0	
05-6090-609022-510200100	FT PROF/TECH STAFF	45,011	
05-6090-609022-510600200	PT CLERICAL STAFF	42,806	
05-6090-609025-510200100	FT PROF/TECH STAFF	76,019	
05-6090-609030-510600200	PT CLERICAL STAFF	20,800	
05-6090-609032-510200100	FT PROF/TECH STAFF	58,236	
05-6090-609032-510300110	FT STIPENDS FALL SPRING SUMMER	0	
05-6040-605010-510300110	FT STIPENDS FALL SPRING SUMMER	0	
05-6090-601015-510600200	PT CLERICAL STAFF	43,680	
05-4010-401024-510300110	FT STIPENDS FALL SPRING SUMMER	0	
05-6040-605010-510600220	PT SERVICE STAFF	6,008	
05-4000-604020-510600200	PT CLERICAL STAFF	30,492	
05-4010-401024-510100100	FT ADMINISTRATIVE STAFF	92,429	
05-4010-401024-510300215	PT STIPENDS FALL SPRG SUM	3,605	
05-4010-401024-510600100	FT CLERICAL STAFF	115,190	
05-4010-604030-510200100	FT PROF/TECH STAFF	0	
05-6010-603010-510100100	FT ADMINISTRATIVE STAFF	94,855	
05-6010-603010-510200100	FT PROF/TECH STAFF	50,426	
05-6010-603010-510600220	PT SERVICE STAFF	163,063	
05-6020-602010-510100100	FT ADMINISTRATIVE STAFF	74,089	
05-6020-602010-510200100	FT PROF/TECH STAFF	51,796	
05-6020-602010-510600100	FT CLERICAL STAFF	82,832	
05-6040-605010-510100100	FT ADMINISTRATIVE STAFF	103,299	
05-6040-605010-510200100	FT PROF/TECH STAFF	140,581	
05-6040-605010-510300215	PT STIPENDS FALL SPRG SUM	114,330	
05-6010-603010-510600110	FT SERVICE STAFF	43,513	
05-4000-604025-510200100	FT PROF/TECH STAFF	63,905	
TOTAL SALARIES			2,209,687

Fd-Prog-Dept-Object	Description	Budget	Sub Total
Employee Benefits			
05-6090-609032-520900055	SURS .5% EMPLOYER CONTRIBUTION	471	
05-6080-601010-520900055	SURS .5% EMPLOYER CONTRIBUTION	764	
05-6090-601015-520100100	EMPLOYER GTL MEDICAL VISION	180	
05-6090-601015-520900055	SURS .5% EMPLOYER CONTRIBUTION	224	
05-6090-609022-520100100	EMPLOYER GTL MEDICAL VISION	42,404	
05-6090-609022-520900055	SURS .5% EMPLOYER CONTRIBUTION	1,674	
05-6090-609025-520100100	EMPLOYER GTL MEDICAL VISION	29,305	
05-6090-609025-520900055	SURS .5% EMPLOYER CONTRIBUTION	380	
05-6090-609030-520100100	EMPLOYER GTL MEDICAL VISION	90	
05-6090-609032-520100100	EMPLOYER GTL MEDICAL VISION	90	
05-6080-601010-520100100	EMPLOYER GTL MEDICAL VISION	74,446	
05-6010-603010-520900055	SURS .5% EMPLOYER CONTRIBUTION	1,593	
05-6090-609030-520900055	SURS .5% EMPLOYER CONTRIBUTION	0	
05-4010-401024-520100100	EMPLOYER GTL MEDICAL VISION	64,314	
05-4000-604020-520900055	SURS .5% EMPLOYER CONTRIBUTION	152	
05-6020-602010-520900055	SURS .5% EMPLOYER CONTRIBUTION	1,043	
05-4000-604025-520900055	SURS .5% EMPLOYER CONTRIBUTION	320	
05-6080-601005-520100100	EMPLOYER GTL MEDICAL VISION	50,180	
05-4010-401024-520900055	SURS .5% EMPLOYER CONTRIBUTION	1,056	
05-4010-604030-520100100	EMPLOYER GTL MEDICAL VISION	0	
05-6010-603010-520100100	EMPLOYER GTL MEDICAL VISION	21,158	
05-6020-602010-520100100	EMPLOYER GTL MEDICAL VISION	40,674	
05-6040-605010-520100100	EMPLOYER GTL MEDICAL VISION	50,557	
05-6040-605010-520900055	SURS .5% EMPLOYER CONTRIBUTION	1,821	
05-4010-604030-520900055	SURS .5% EMPLOYER CONTRIBUTION	0	
05-4000-604025-520100100	EMPLOYER GTL MEDICAL VISION	11,253	
TOTAL EMPLOYEE BENEFITS			394,149

Fd-Prog-Dept-Object	Description	Budget	Sub Total
Contractual Services			
05-6090-609032-530900020	OTHER CONTRACTUAL SERVICES	73,500	
05-6080-601005-530400010	CONTRACT MAINTENANCE SERVICES	102,073	
05-6080-601010-530900020	OTHER CONTRACTUAL SERVICES	15,000	
05-6090-601015-530400010	CONTRACT MAINTENANCE SERVICES	1,200	
05-6090-601015-530600000	OFFICE SERVICES	1,500	
05-6090-601015-530900020	OTHER CONTRACTUAL SERVICES	1,300	
05-6090-609030-530900020	OTHER CONTRACTUAL SERVICES	52,500	
05-6040-605010-530900020	OTHER CONTRACTUAL SERVICES	89,000	
05-6010-603010-530900020	OTHER CONTRACTUAL SERVICES	30,000	
05-6090-609025-530900020	OTHER CONTRACTUAL SERVICES	64,750	
05-4000-604020-530400010	CONTRACT MAINTENANCE SERVICES	550	
05-6020-602010-530900020	OTHER CONTRACTUAL SERVICES	10,000	
05-3060-303048-530900020	OTHER CONTRACTUAL SERVICES	1,000	
05-4000-604020-530900020	OTHER CONTRACTUAL SERVICES	15,000	
05-4000-604025-530900020	OTHER CONTRACTUAL SERVICES	4,750	
05-4010-401024-530900020	OTHER CONTRACTUAL SERVICES	28,490	
05-4010-401026-530900020	OTHER CONTRACTUAL SERVICES	1,125	
05-4010-604030-530900020	OTHER CONTRACTUAL SERVICES	2,000	
05-4040-404015-530900020	OTHER CONTRACTUAL SERVICES	4,000	
05-6020-602010-530400010	CONTRACT MAINTENANCE SERVICES	50,000	
TOTAL CONTRACTUAL SERVICES			547,738

Fd-Prog-Depart-Object	Description	Budget	Sub Total
Supplies			
05-6040-605010-540200000	PRINTING	200	
05-6090-601015-540200000	PRINTING	200	
05-6080-601010-540200000	PRINTING	1,000	
05-6090-601015-540100200	INSTRUCTIONAL SUPPLIES	2,000	
05-6090-601015-540100100	OFFICE SUPPLIES	2,000	
05-6080-601010-540900000	OTHER MATERIALS & SUPPLIES	3,500	
05-6080-601010-540800005	FOOD PURCHASES	7,500	
05-6080-601010-540600000	PUBLICATIONS & DUES	1,750	
05-6080-601010-540400300	POSTAGE	500	
05-6090-601015-540100905	SUPPLIES MCC STORE	100	
05-6080-601010-540100905	SUPPLIES MCC STORE	150	
05-6080-601010-540100100	OFFICE SUPPLIES	1,000	
05-6080-601005-540200000	PRINTING	27,834	
05-6090-601015-540400200	COMPUTER SOFTWARE	500	
05-6040-605010-540600000	PUBLICATIONS & DUES	12,300	
05-6090-609025-540100100	OFFICE SUPPLIES	300	
05-6040-605010-540100905	SUPPLIES MCC STORE	500	
05-6040-605010-540100100	OFFICE SUPPLIES	57,000	
05-6020-602010-540800030	SOFTWARE PURCHASES	500	
05-6020-602010-540800025	GIFT PURCHASES	15,000	
05-6040-605010-540900000	OTHER MATERIALS & SUPPLIES	4,150	
05-6090-609030-540100100	OFFICE SUPPLIES	350	
05-4010-401026-540100905	SUPPLIES MCC STORE	0	
05-6090-609032-540800005	FOOD PURCHASES	0	
05-6090-609032-540600000	PUBLICATIONS & DUES	1,500	
05-6090-609032-540200000	PRINTING	200	
05-6090-609032-540100905	SUPPLIES MCC STORE	5,250	
05-6090-609032-540100200	INSTRUCTIONAL SUPPLIES	35,000	
05-6090-609032-540100100	OFFICE SUPPLIES	100	
05-6090-609030-540900000	OTHER MATERIALS & SUPPLIES	24,000	
05-6090-609022-540600000	PUBLICATIONS & DUES	5,000	
05-6090-609030-540200000	PRINTING	400	
05-6090-601015-540600000	PUBLICATIONS & DUES	200	
05-6090-609025-540900000	OTHER MATERIALS & SUPPLIES	29,600	
05-6090-609025-540600000	PUBLICATIONS & DUES	500	
05-6090-609025-540200000	PRINTING	200	
05-6090-609025-540100905	SUPPLIES MCC STORE	500	
05-6020-602010-540800021	BOOK PURCHASES	700,000	
05-6090-609022-540800005	FOOD PURCHASES	4,700	
05-6090-609022-540100100	OFFICE SUPPLIES	2,000	
05-6090-609020-540100220	SUPPLIES - FLORAL DESIGN	6,000	
05-6090-601015-540800005	FOOD PURCHASES	12,000	
05-6090-609030-540800005	FOOD PURCHASES	500	
05-4000-604025-540100200	INSTRUCTIONAL SUPPLIES	500	
05-4010-604030-540200000	PRINTING	3,000	
05-4010-604030-540100200	INSTRUCTIONAL SUPPLIES	2,500	
05-4010-401026-540200000	PRINTING	0	
05-6020-602010-540800020	BKSTR-FREIGHT & SHIPPING	25,000	

Fd-Prog-Dept-Object	Description	Budget	Sub Total
05-4010-401024-540900000	OTHER MATERIALS & SUPPLIES	700	
05-4010-604030-540100100	OFFICE SUPPLIES	600	
05-4010-401024-540200000	PRINTING	75	
05-4010-401024-540100905	SUPPLIES MCC STORE	50	
05-4010-604030-540600000	PUBLICATIONS & DUES	500	
05-4000-604025-540200000	PRINTING	25	
05-4010-401026-540100100	OFFICE SUPPLIES	0	
05-4000-604025-540100100	OFFICE SUPPLIES	100	
05-4000-604020-540900000	OTHER MATERIALS & SUPPLIES	50,000	
05-4000-604020-540600000	PUBLICATIONS & DUES	1,000	
05-4000-604020-540400300	POSTAGE	0	
05-4000-604020-540200000	PRINTING	500	
05-4000-604020-540100100	OFFICE SUPPLIES	250	
05-3060-303048-540600000	PUBLICATIONS & DUES	100	
05-3060-303048-540400200	COMPUTER SOFTWARE	200	
05-3060-303048-540100100	OFFICE SUPPLIES	100	
05-4010-401024-540100100	OFFICE SUPPLIES	75	
05-6020-602010-540200000	PRINTING	15,000	
05-6020-602010-540800015	CLOTHING PURCHASES	40,000	
05-6020-602010-540800010	SUPPLY PURCHASES	50,000	
05-6020-602010-540700010	PROMOTIONAL EXPENSE	15,000	
05-6020-602010-540400300	POSTAGE	50	
05-4010-604030-540900000	OTHER MATERIALS & SUPPLIES	7,000	
05-6020-602010-540100905	SUPPLIES MCC STORE	600	
05-6020-602010-540100235	SUPPLIES - GENERAL	3,000	
05-6020-602010-540100100	OFFICE SUPPLIES	2,500	
05-6010-603010-540900000	OTHER MATERIALS & SUPPLIES	40,000	
05-6010-603010-540800005	FOOD PURCHASES	250,000	
05-4040-404015-540200000	PRINTING	3,000	
05-6010-603010-540400200	COMPUTER SOFTWARE	550	
05-6010-603010-540100100	OFFICE SUPPLIES	800	
05-6010-501033-540800005	FOOD PURCHASES	14,000	
05-6010-501033-540200000	PRINTING	100	
05-6010-501033-540100200	INSTRUCTIONAL SUPPLIES	500	
05-4040-404015-540800005	FOOD PURCHASES	1,750	
05-4040-404015-540100100	OFFICE SUPPLIES	500	
05-6010-603010-540600000	PUBLICATIONS & DUES	500	
05-6020-602010-540600000	PUBLICATIONS & DUES	2,500	
TOTAL SUPPLIES			1,498,609

Fd-Prog-Dept-Object	Description	Budget	Sub Total
Travel			
05-6080-601010-550900015	OTHER CONF & MTG EXP	5,000	
05-6080-601010-550200010	OUT OF DISTRICT TRAVEL	2,500	
05-6080-601010-550100005	MEETING EXPENSE IN-DISTRICT	2,500	
05-6090-609022-550100005	MEETING EXPENSE IN-DISTRICT	200	
05-6040-605010-550400000	RECRUITMENT	3,000	
05-6040-605010-550900015	OTHER CONF & MTG EXP	6,500	
05-6090-609022-550900015	OTHER CONF & MTG EXP	200	
05-6090-609025-550200005	IN DISTRICT TRAVEL	100	
05-6090-609025-550900015	OTHER CONF & MTG EXP	550	
05-6090-609032-550200005	IN DISTRICT TRAVEL	100	
05-6040-605010-550200010	OUT OF DISTRICT TRAVEL	60,000	
05-4000-604025-550100005	MEETING EXPENSE IN-DISTRICT	50	
05-6090-609030-550200005	IN DISTRICT TRAVEL	400	
05-6040-605010-550100005	MEETING EXPENSE IN-DISTRICT	0	
05-6020-602010-550900015	OTHER CONF & MTG EXP	500	
05-6020-602010-550200010	OUT OF DISTRICT TRAVEL	4,500	
05-6010-603010-550900015	OTHER CONF & MTG EXP	200	
05-4040-404015-550100005	MEETING EXPENSE IN-DISTRICT	150	
05-4010-604030-550900015	OTHER CONF & MTG EXP	2,500	
05-4010-604030-550200010	OUT OF DISTRICT TRAVEL	2,000	
05-4010-604030-550200005	IN DISTRICT TRAVEL	500	
05-4000-604020-550200005	IN DISTRICT TRAVEL	50	
05-4010-401024-550200005	IN DISTRICT TRAVEL	50	
05-4010-604030-550100005	MEETING EXPENSE IN-DISTRICT	1,000	
05-6040-605010-550200005	IN DISTRICT TRAVEL	0	
TOTAL TRAVEL			92,550
Fixed Charges			
05-6040-605010-560100000	RENTAL - FACILITIES	15,000	
05-6080-601010-560200000	RENTAL - EQUIPMENT	2,000	
05-4010-604030-560100000	RENTAL - FACILITIES	1,000	
TOTAL FIXED CHARGES			18,000
Capital Outlay			
05-6040-605010-580900000	OTHER CAPITAL OUTLAY	0	
TOTAL CAPITAL OUTLAY			0
Other			
05-4000-604020-590900010	TUITION REFUNDS	10,000	
05-6010-603010-590400010	FEE LOSS/UNCOLLECTABLE	0	
05-6020-602010-590400010	FEE LOSS/UNCOLLECTABLE	1,000	
TOTAL OTHER			11,000
Transfers			
05-0000-000000-720200005	TRANSFERS	-550,000	
TOTAL TRANSFERS			-550,000
TOTAL AUXILIARY FUND			41,089

Fd-Prog-Dept-Object	Description	Budget	Sub Total
RESTRICTED PURPOSES FUND			
Local Government			
06-0000-000000-419999999			
<hr/>			
TOTAL LOCAL GOVERNMENT			
State Government			
06-0000-904179-420900000	REVENUE STATE SOURCES - OTHER	0	
06-0000-902033-420900027	IL GREEN ECONOMY NETWORK	0	
06-0000-904181-420109900	OTHER ICCB GRANTS	-98,736	
06-0000-904155-420900070	SBDC GRANT REVENUE STATE	0	
06-0000-904075-420900000	REVENUE STATE SOURCES - OTHER	-1,213	
06-0000-902040-420102100	ADULT EDUCATION - PERFORMANCE	-123,485	
06-0000-902034-420900027	IL GREEN ECONOMY NETWORK	0	
06-0000-902024-420900065	MAP GRANT	0	
06-0000-902016-420900040	COMMUNITY LITERACY	-85,000	
06-0000-902014-420101900	ADULT EDUCATION - STATE BASIC	-391,224	
06-0000-902011-420900030	ILL COOPERATIVE WORK STUDY REV	-47,029	
06-0000-000000-420102200	SV35 MIA/ POW DEP	0	
06-0000-901018-420100010	ENGLISH LITERACY/CIVICS	-19,000	
06-0000-902027-420700100	ECACE-EARLY CHILDHOOD ACCESS	-32,162	
<hr/>			
TOTAL STATE GOVERNMENT			-797,849

Fd-Prog-Dept-Object	Description	Budget	Sub Total
Federal Government			
06-0000-904171-430900200	OTHER FED GRANT PASS-THROUGH	-292,750	
06-0000-904152-430100100	US DEPT OF ED DIRECT REVENUE	0	
06-0000-904154-430100200	FED DOE PASS-THROUGH REVENUE	0	
06-0000-904159-430900150	OTHER FED GRANT-DIRECT	0	
06-0000-904160-430900150	OTHER FED GRANT-DIRECT	0	
06-0000-904161-430900150	OTHER FED GRANT-DIRECT	0	
06-0000-904167-430100200	FED DOE PASS-THROUGH REVENUE	0	
06-0000-904168-430900150	OTHER FED GRANT-DIRECT	0	
06-0000-904147-430100100	US DEPT OF ED DIRECT REVENUE	-500,826	
06-0000-904170-430900200	OTHER FED GRANT PASS-THROUGH	-1,693,100	
06-0000-904126-430900201	NATIONAL SCIENCE FOUNDATION RV	-165,000	
06-0000-904174-430300200	DEPT OF HEALTH&HUMAN PASS THRU	-428,396	
06-0000-904176-430900200	OTHER FED GRANT PASS-THROUGH	-220,000	
06-0000-904178-430100100	US DEPT OF ED DIRECT REVENUE	-297,023	
06-0000-904169-430900200	OTHER FED GRANT PASS-THROUGH	-8,000	
06-0000-901022-430100005	SBDC GRANT REVENUE FEDERAL	-94,638	
06-0000-302030-430100050	PELL ADMINISTRATIVE	-10,000	
06-0000-302030-430100055	SEOG	-110,000	
06-0000-302032-430100035	WSF REVENUE FROM DOE	-105,613	
06-0000-904136-430200210	DOL PASS THROUGH REVENUE	0	
06-0000-901020-430900025	GI BILL STUDENT GRANTS	0	
06-0000-904144-430200210	DOL PASS THROUGH REVENUE	0	
06-0000-901026-430100010	PERKINS IV POSTSECONDARY BASIC	-350,310	
06-0000-902030-430900005	SBDC PROGRAM REVENUE	-1,500	
06-0000-904060-430900060	IRS DEPT OF TREASURY REVENUE	0	
06-0000-904090-430200200	WIOA REVENUE	0	
06-0000-904110-430100100	US DEPT OF ED DIRECT REVENUE	0	
06-0000-904134-430100100	US DEPT OF ED DIRECT REVENUE	0	
06-0000-302030-430100045	PELL	-4,100,000	
06-0000-901016-430100015	FEDERAL BASIC ADULT EDUCATION	-272,026	
TOTAL FEDERAL GOVERNMENT			-8,649,182
Non Governmental Gifts			
06-0000-904140-480900000	NON GOVERNMENTAL GIFT OTHER	-200,000	
06-0000-904183-480900000	NON GOVERNMENTAL GIFT OTHER	-100,000	
06-0000-904165-480900000	NON GOVERNMENTAL GIFT OTHER	0	
06-0000-904127-480900000	NON GOVERNMENTAL GIFT OTHER	0	
06-0000-904120-480900000	NON GOVERNMENTAL GIFT OTHER	-5,000	
06-0000-904130-480900000	NON GOVERNMENTAL GIFT OTHER	0	
TOTAL NON GOVERNMENTAL GIFTS			-305,000
Other Sources			
06-0000-900000-490900001	OTHER GRANT REVENUE	-5,000,000	
TOTAL OTHER SOURCES			-5,000,000

Fd-Prog-Depart-Object	Description	Budget	Sub Total
Salaries			
06-3080-904147-510100100	FT ADMINISTRATIVE STAFF	84,086	
06-3020-904110-510300110	FT STIPENDS FALL SPRING SUMMER	0	
06-3020-904110-510300215	PT STIPENDS FALL SPRG SUM	0	
06-3020-904110-510600200	PT CLERICAL STAFF	0	
06-3020-904178-510100100	FT ADMINISTRATIVE STAFF	70,984	
06-3020-904178-510200100	FT PROF/TECH STAFF	46,589	
06-3020-904178-510300215	PT STIPENDS FALL SPRG SUM	50,182	
06-3030-904181-510200100	FT PROF/TECH STAFF	70,000	
06-3040-901026-510200200	PT PROF/TECHNICAL STAFF	0	
06-3080-904126-510300100	FT TEACHING FACULTY	24,000	
06-3020-904110-510200100	FT PROF/TECH STAFF	0	
06-3080-904126-510300420	NON-INSTRUCTIONAL OVERLOAD	9,900	
06-3020-904178-510600200	PT CLERICAL STAFF	20,408	
06-3080-904147-510200200	PT PROF/TECHNICAL STAFF	41,993	
06-3080-904147-510300110	FT STIPENDS FALL SPRING SUMMER	40,000	
06-3080-904147-510300215	PT STIPENDS FALL SPRG SUM	0	
06-4010-904120-510300215	PT STIPENDS FALL SPRG SUM	4,990	
06-4020-904144-510200100	FT PROF/TECH STAFF	0	
06-4020-904169-510300215	PT STIPENDS FALL SPRG SUM	0	
06-4040-904060-510600200	PT CLERICAL STAFF	0	
06-7090-902034-510100100	FT ADMINISTRATIVE STAFF	0	
06-9030-302032-510800005	FEDERAL STUDENT EMPLOYEE	105,613	
06-3080-904126-510300110	FT STIPENDS FALL SPRING SUMMER	11,100	
06-1030-904174-510200100	FT PROF/TECH STAFF	46,305	
06-3040-901026-510200100	FT PROF/TECH STAFF	0	
06-1010-904183-510100100	FT ADMINISTRATIVE STAFF	100,000	
06-3020-904110-510100100	FT ADMINISTRATIVE STAFF	0	
06-1030-904174-510300110	FT STIPENDS FALL SPRING SUMMER	14,000	
06-1030-904174-510300215	PT STIPENDS FALL SPRG SUM	20,800	
06-1030-904184-510100100	FT ADMINISTRATIVE STAFF	0	
06-1040-904179-510300110	FT STIPENDS FALL SPRING SUMMER	0	
06-1040-904179-510300215	PT STIPENDS FALL SPRG SUM	0	
06-1060-901016-510300205	PT INSTRUCTIONAL OTHER	200,000	
06-1060-901018-510300205	PT INSTRUCTIONAL OTHER	17,268	
06-1060-902014-510200100	FT PROF/TECH STAFF	20,000	
06-1060-902014-510300205	PT INSTRUCTIONAL OTHER	242,978	
06-3020-901022-510100100	FT ADMINISTRATIVE STAFF	68,825	
06-1060-902016-510200100	FT PROF/TECH STAFF	0	
06-3020-901022-510600200	PT CLERICAL STAFF	0	
06-2090-904176-510200100	FT PROF/TECH STAFF	0	
06-2080-904140-510100200	PT PROFESSIONAL	0	
06-2080-904140-510100100	FT ADMINISTRATIVE STAFF	143,200	
06-1060-902016-510200200	PT PROF/TECHNICAL STAFF	21,403	
06-1060-902040-510600200	PT CLERICAL STAFF	45,776	
06-1060-902040-510300205	PT INSTRUCTIONAL OTHER	0	
06-1060-902040-510200100	FT PROF/TECH STAFF	68,491	
06-1060-902016-510600200	PT CLERICAL STAFF	0	
06-1090-904090-510300205	PT INSTRUCTIONAL OTHER	0	

Fd-Prog-Dept-Object	Description	Budget	Sub Total
	TOTAL SALARIES		1,588,891
	Employee Benefits		
06-3030-904181-520100100	EMPLOYER GTL MEDICAL VISION	28,736	
06-3020-904178-520900060	SURS FEDERAL GRANT OBLIGATION	0	
06-3020-904178-520900055	SURS .5% EMPLOYER CONTRIBUTION	941	
06-3020-904178-520100100	EMPLOYER GTL MEDICAL VISION	25,756	
06-3020-901022-520900055	SURS .5% EMPLOYER CONTRIBUTION	344	
06-3020-901022-520900060	SURS FEDERAL GRANT OBLIGATION	0	
06-4040-904060-520900060	SURS FEDERAL GRANT OBLIGATION	0	
06-3040-901026-520900060	SURS FEDERAL GRANT OBLIGATION	0	
06-4020-904144-520100100	EMPLOYER GTL MEDICAL VISION	0	
06-3020-904110-520900055	SURS .5% EMPLOYER CONTRIBUTION	0	
06-3080-904126-520100100	EMPLOYER GTL MEDICAL VISION	10,000	
06-3080-904126-520900055	SURS .5% EMPLOYER CONTRIBUTION	5,000	
06-3080-904126-520900060	SURS FEDERAL GRANT OBLIGATION	5,000	
06-3080-904147-520100100	EMPLOYER GTL MEDICAL VISION	46,864	
06-3080-904147-520900055	SURS .5% EMPLOYER CONTRIBUTION	830	
06-3020-904110-520100100	EMPLOYER GTL MEDICAL VISION	0	
06-4010-904120-520900055	SURS .5% EMPLOYER CONTRIBUTION	10	
06-4020-904144-520900055	SURS .5% EMPLOYER CONTRIBUTION	0	
06-4020-904144-520900060	SURS FEDERAL GRANT OBLIGATION	0	
06-4020-904169-520900060	SURS FEDERAL GRANT OBLIGATION	0	
06-3080-904147-520900060	SURS FEDERAL GRANT OBLIGATION	0	
06-1040-904179-520100100	EMPLOYER GTL MEDICAL VISION	0	
06-3020-904110-520900060	SURS FEDERAL GRANT OBLIGATION	0	
06-3020-901022-520100100	EMPLOYER GTL MEDICAL VISION	25,469	
06-1030-904174-520100100	EMPLOYER GTL MEDICAL VISION	28,826	
06-1030-904174-520900060	SURS FEDERAL GRANT OBLIGATION	0	
06-1040-904179-520900055	SURS .5% EMPLOYER CONTRIBUTION	0	
06-1060-901016-520900055	SURS .5% EMPLOYER CONTRIBUTION	1,230	
06-1060-901016-520900060	SURS FEDERAL GRANT OBLIGATION	30,000	
06-1060-901018-520900055	SURS .5% EMPLOYER CONTRIBUTION	86	
06-1060-901018-520900060	SURS FEDERAL GRANT OBLIGATION	1,646	
06-1060-902014-520100100	EMPLOYER GTL MEDICAL VISION	14,368	
06-2080-904140-520100100	EMPLOYER GTL MEDICAL VISION	34,146	
06-1030-904174-520900055	SURS .5% EMPLOYER CONTRIBUTION	232	
06-1060-902014-520900055	SURS .5% EMPLOYER CONTRIBUTION	1,489	
06-2090-904176-520900060	SURS FEDERAL GRANT OBLIGATION	0	
06-2080-904140-520900055	SURS .5% EMPLOYER CONTRIBUTION	716	
06-1090-904090-520900060	SURS FEDERAL GRANT OBLIGATION	0	
06-1090-904090-520900055	SURS .5% EMPLOYER CONTRIBUTION	0	
06-1060-902040-520900055	SURS .5% EMPLOYER CONTRIBUTION	572	
06-1060-902040-520100100	EMPLOYER GTL MEDICAL VISION	8,646	
06-1060-902016-520900055	SURS .5% EMPLOYER CONTRIBUTION	107	
06-1060-902016-520100100	EMPLOYER GTL MEDICAL VISION	4,453	
	TOTAL EMPLOYEE BENEFITS		275,467

Fd-Prog-Dept-Object	Description	Budget	Sub Total
Contractual Services			
06-4020-902011-530900020	OTHER CONTRACTUAL SERVICES	47,029	
06-8060-904161-530900020	OTHER CONTRACTUAL SERVICES	0	
06-4020-904171-530900020	OTHER CONTRACTUAL SERVICES	292,750	
06-4020-902030-530900020	OTHER CONTRACTUAL SERVICES	1,500	
06-4020-904130-530900020	OTHER CONTRACTUAL SERVICES	0	
06-4020-904169-530900020	OTHER CONTRACTUAL SERVICES	0	
06-4020-902030-530200000	CONSULTANTS	0	
06-4030-902033-530900020	OTHER CONTRACTUAL SERVICES	0	
06-4030-904155-530200000	CONSULTANTS	0	
06-4040-904060-530900020	OTHER CONTRACTUAL SERVICES	0	
06-7090-902034-530400005	CONTRACTUAL SERVICES	0	
06-8060-904161-530400010	CONTRACT MAINTENANCE SERVICES	0	
06-3090-904168-530200000	CONSULTANTS	0	
06-3080-904152-530900040	MENTAL HEALTH CONTRACTED SERV	0	
06-8060-904159-530900020	OTHER CONTRACTUAL SERVICES	0	
06-2090-904176-530900020	OTHER CONTRACTUAL SERVICES	25,668	
06-4020-902011-530100000	AUDIT SERVICES	0	
06-1060-901016-530900020	OTHER CONTRACTUAL SERVICES	39,796	
06-1060-902014-530900020	OTHER CONTRACTUAL SERVICES	102,089	
06-2090-904176-530200000	CONSULTANTS	10,000	
06-3020-901022-530200000	CONSULTANTS	0	
06-3020-904075-530300020	OTHER CONTRACTUAL SERVICES	1,213	
06-3020-904110-530900020	OTHER CONTRACTUAL SERVICES	0	
06-3020-904178-530200000	CONSULTANTS	5,000	
06-3030-904181-530900020	OTHER CONTRACTUAL SERVICES	0	
06-3040-901026-530900020	OTHER CONTRACTUAL SERVICES	80,000	
06-3080-904147-530900020	OTHER CONTRACTUAL SERVICES	78,000	
06-3080-904147-530900040	MENTAL HEALTH CONTRACTED SERV	0	
06-3020-904165-530900020	OTHER CONTRACTUAL SERVICES	0	
06-2080-904140-530900020	OTHER CONTRACTUAL SERVICES	3,000	
06-3080-904152-530900020	OTHER CONTRACTUAL SERVICES	0	
TOTAL CONTRACTUAL SERVICES			686,045

Fd-Prog-Dept-Object	Description	Budget	Sub Total
Supplies			
06-3080-904147-540100100	OFFICE SUPPLIES	25,000	
06-3090-904168-540900000	OTHER MATERIALS & SUPPLIES	0	
06-3090-904168-540200000	PRINTING	0	
06-3080-904152-540900000	OTHER MATERIALS & SUPPLIES	0	
06-3080-904152-540200000	PRINTING	0	
06-3080-904152-540100200	INSTRUCTIONAL SUPPLIES	0	
06-3080-904152-540100100	OFFICE SUPPLIES	0	
06-3080-904147-540200000	PRINTING	0	
06-4020-904169-540200000	PRINTING	0	
06-9010-904134-540100235	SUPPLIES - GENERAL	0	
06-3080-904147-540400200	COMPUTER SOFTWARE	0	
06-4020-904169-540900000	OTHER MATERIALS & SUPPLIES	8,000	
06-4040-904060-540100100	OFFICE SUPPLIES	0	
06-4040-904060-540100235	SUPPLIES - GENERAL	0	
06-8060-904161-540100100	OFFICE SUPPLIES	0	
06-8060-904161-540100200	INSTRUCTIONAL SUPPLIES	0	
06-8060-904161-540100400	MAINTENANCE SUPPLIES	0	
06-8060-904161-540400200	COMPUTER SOFTWARE	0	
06-9010-904134-540100200	INSTRUCTIONAL SUPPLIES	0	
06-3020-904178-540100100	OFFICE SUPPLIES	850	
06-9010-904134-540600000	PUBLICATIONS & DUES	0	
06-3040-901026-540900000	OTHER MATERIALS & SUPPLIES	0	
06-8060-904161-540900000	OTHER MATERIALS & SUPPLIES	0	
06-3020-901022-540600000	PUBLICATIONS & DUES	0	
06-3020-904178-540200000	PRINTING	518	
06-1030-904174-540100100	OFFICE SUPPLIES	40,197	
06-1030-904174-540100905	SUPPLIES MCC STORE	80,000	
06-1040-904179-540100200	INSTRUCTIONAL SUPPLIES	0	
06-1060-901016-540100200	INSTRUCTIONAL SUPPLIES	1,000	
06-1060-902014-540100200	INSTRUCTIONAL SUPPLIES	0	
06-1060-902016-540100200	INSTRUCTIONAL SUPPLIES	59,037	
06-3040-901026-540100235	SUPPLIES - GENERAL	0	
06-2080-904115-540200000	PRINTING	0	
06-3020-904110-540100100	OFFICE SUPPLIES	0	
06-3020-904110-540100200	INSTRUCTIONAL SUPPLIES	0	
06-1030-904170-540100200	INSTRUCTIONAL SUPPLIES	1,693,100	
06-3040-901026-540100200	INSTRUCTIONAL SUPPLIES	100,310	
06-1060-902016-540200000	PRINTING	0	
06-3020-904178-540600000	PUBLICATIONS & DUES	3,200	
06-3020-904110-540100905	SUPPLIES MCC STORE	0	
06-3020-904178-540100200	INSTRUCTIONAL SUPPLIES	4,610	
06-3020-904110-540900000	OTHER MATERIALS & SUPPLIES	0	
06-3020-904110-540600000	PUBLICATIONS & DUES	0	
06-3020-904110-540400200	COMPUTER SOFTWARE	0	
06-3020-904110-540200000	PRINTING	0	
06-3020-904178-540900000	OTHER MATERIALS & SUPPLIES	925	

TOTAL SUPPLIES

2,016,747

Fd-Prog-Dept-Object	Description	Budget	Sub Total
Travel			
06-3090-904168-550900015	OTHER CONF & MTG EXP	0	
06-3020-904178-550200005	IN DISTRICT TRAVEL	2,500	
06-3090-904168-550200010	OUT OF DISTRICT TRAVEL	0	
06-3080-904147-550900015	OTHER CONF & MTG EXP	36,053	
06-3080-904147-550200010	OUT OF DISTRICT TRAVEL	12,000	
06-3040-901026-550200010	OUT OF DISTRICT TRAVEL	0	
06-3040-901026-550200005	IN DISTRICT TRAVEL	0	
06-3020-904178-550200010	OUT OF DISTRICT TRAVEL	13,285	
06-1060-902014-550200010	OUT OF DISTRICT TRAVEL	10,000	
06-3020-904178-550100005	MEETING EXPENSE IN-DISTRICT	6,000	
06-1060-902014-550200005	IN DISTRICT TRAVEL	300	
06-1060-902016-550200005	IN DISTRICT TRAVEL	0	
06-2080-904140-550900015	OTHER CONF & MTG EXP	18,938	
06-3020-904110-550100005	MEETING EXPENSE IN-DISTRICT	0	
06-3020-904110-550200005	IN DISTRICT TRAVEL	0	
06-3020-904110-550200010	OUT OF DISTRICT TRAVEL	0	
06-3020-904110-550900015	OTHER CONF & MTG EXP	0	
06-3020-904178-550900015	OTHER CONF & MTG EXP	4,024	
TOTAL TRAVEL			103,100
Fixed Charges			
06-3020-904110-560100200	MCC CONF CTR RENTAL	0	
06-3020-904165-560100000	RENTAL - FACILITIES	0	
TOTAL FIXED CHARGES			0
Utilities			
06-3020-904110-570500000	TELEPHONE	0	
06-3020-904178-570500000	TELEPHONE	1,083	
TOTAL UTILITIES			1,083
Capital Outlay			
06-3080-904147-580900060	BUILDING IMPROVEMENTS	50,000	
06-8060-904159-580900005	MAJOR EQUIPMENT	0	
06-3040-901026-580600000	EQUIPMENT - INSTRUCTIONAL	170,000	
06-3080-904147-580600000	EQUIPMENT - INSTRUCTIONAL	86,000	
06-8060-904161-580900005	MAJOR EQUIPMENT	0	
TOTAL CAPITAL OUTLAY			306,000

Fd-Prog-Dept-Object	Description	Budget	Sub Total
Other			
06-8060-904161-590200005	EMERGENCY RELIEF FUNDING	0	
06-3080-904126-590200050	PARTICIPANT COSTS-SCHOLARSHIPS	100,000	
06-3080-904126-590900200	INDIRECT COSTS ALLOCATION	0	
06-3080-904152-590200055	STUDENT ASSIST-FOOD INSECURITY	0	
06-3080-904152-590200056	STUDENT ASSIST-TRANSPORTATION	0	
06-3080-904152-590900010	TUITION REFUNDS	0	
06-3090-904168-590900200	INDIRECT COSTS ALLOCATION	0	
06-4020-904169-590900200	INDIRECT COSTS ALLOCATION	0	
06-4040-904060-590900200	INDIRECT COSTS ALLOCATION	0	
06-8060-904161-590900000	OTHER EXPENDITURES	0	
06-9010-904160-590200005	EMERGENCY RELIEF FUNDING	0	
06-9010-902027-590200010	SCHOLARSHIPS	32,162	
06-3040-302030-590900052	PELL ADMIN EXPENSE	10,000	
06-9010-904134-590900200	INDIRECT COSTS ALLOCATION	0	
06-9010-902024-590900035	ILLINOIS MAP GRANT AWARD	0	
06-4030-904155-590900000	OTHER EXPENDITURES	0	
06-3010-901020-590900010	TUITION REFUNDS	0	
06-3040-302030-590900028	SEOG	110,000	
06-9010-904134-590200060	CHILDCARE FEE SUBSIDY	0	
06-0000-900000-590900001	OTHER EXPENSES	5,000,000	
06-1030-904174-590200010	SCHOLARSHIPS	175,000	
06-1030-904174-590900200	INDIRECT COSTS ALLOCATION	23,036	
06-2090-904176-590900015	PARTICIPATION STIPEND	184,332	
06-3020-904110-590900000	OTHER EXPENDITURES	0	
06-3020-904110-590900010	TUITION REFUNDS	0	
06-3020-904110-590900015	PARTICIPATION STIPEND	0	
06-3020-904110-590900200	INDIRECT COSTS ALLOCATION	0	
06-3020-904178-590900000	OTHER EXPENDITURES	1,500	
06-3020-904178-590900010	TUITION REFUNDS	3,552	
06-3020-904178-590900015	PARTICIPATION STIPEND	18,000	
06-3020-904178-590900200	INDIRECT COSTS ALLOCATION	17,116	
06-3040-302030-590900022	PELL GRANT	4,100,000	
06-1040-904179-590900200	INDIRECT COSTS ALLOCATION	0	
TOTAL OTHER			9,774,698
TOTAL RESTRICTED PURPOSES FUND			0
WORKING CASH FUND			
Investment Revenue			
07-0000-000000-470900006	CHANGE IN FAIR VALUE OF INVEST	-47,797	
07-0000-000000-470900007	INVESTMENT TRANSACTION FEES	2,837	
TOTAL INVESTMENT REVENUE			-44,960
Transfers			
07-0000-000000-710200100	TRANSFER-OUT	1,260,717	
TOTAL TRANSFERS			1,260,717
TOTAL WORKING CASH FUND			1,215,757

Fd-Prog-Depart-Object	Description	Budget	Sub Total
GENERAL FIXED ASSET FUND			
Capital Outlay			
08-8090-000000-580800005	DEPRECIATION BUILDING	0	
08-8090-000000-580800010	DEPRECIATION EQUIPMENT	0	
08-8010-501016-580500001	ASSET ADDITION CONTRA ACCOUNT	0	
08-7010-501016-580500001	ASSET ADDITION CONTRA ACCOUNT	0	
TOTAL CAPITAL OUTLAY			0
TOTAL GENERAL FIXED ASSET FUND			0
GENERAL LONG-TERM DEBT FUND			
Other Sources			
09-0000-000000-499999999			
TOTAL OTHER SOURCES			
Fixed Charges			
09-0000-000000-560600000	LEASE PRINCIPAL RETIREMENTS	0	
09-0000-000000-560900055	INTEREST EXPENSE	0	
TOTAL FIXED CHARGES			0
TOTAL GENERAL LONG-TERM DEBT FUND			0

Fd-Prog-Dept-Object	Description	Budget	Sub Total
TRUST & AGENCY FUND			
Non Governmental Gifts			
10-0000-900633-480900000	NON GOVERNMENTAL GIFT OTHER	0	
10-0000-900610-480900000	NON GOVERNMENTAL GIFT OTHER	0	
10-0000-900618-480900000	NON GOVERNMENTAL GIFT OTHER	0	
10-0000-900622-480900000	NON GOVERNMENTAL GIFT OTHER	0	
10-0000-900623-480900000	NON GOVERNMENTAL GIFT OTHER	0	
10-0000-900624-480900000	NON GOVERNMENTAL GIFT OTHER	0	
10-0000-900625-480900000	NON GOVERNMENTAL GIFT OTHER	0	
10-0000-900627-480900000	NON GOVERNMENTAL GIFT OTHER	0	
10-0000-900629-480900000	NON GOVERNMENTAL GIFT OTHER	0	
10-0000-900630-480900000	NON GOVERNMENTAL GIFT OTHER	0	
10-0000-900632-480900000	NON GOVERNMENTAL GIFT OTHER	0	
10-0000-900626-480900000	NON GOVERNMENTAL GIFT OTHER	0	
10-0000-900634-480900000	NON GOVERNMENTAL GIFT OTHER	0	
10-0000-900635-480900000	NON GOVERNMENTAL GIFT OTHER	0	
10-0000-900636-480900000	NON GOVERNMENTAL GIFT OTHER	0	
10-0000-900637-480900000	NON GOVERNMENTAL GIFT OTHER	0	
10-0000-900638-480900000	NON GOVERNMENTAL GIFT OTHER	0	
10-0000-900602-480900000	NON GOVERNMENTAL GIFT OTHER	0	
10-0000-900631-480900000	NON GOVERNMENTAL GIFT OTHER	0	
10-0000-900268-480900000	NON GOVERNMENTAL GIFT OTHER	0	
10-0000-900599-480900000	NON GOVERNMENTAL GIFT OTHER	0	
10-0000-900628-480900000	NON GOVERNMENTAL GIFT OTHER	0	
10-0000-900075-480900000	NON GOVERNMENTAL GIFT OTHER	0	
10-0000-900097-480900000	NON GOVERNMENTAL GIFT OTHER	0	
10-0000-900137-480900000	NON GOVERNMENTAL GIFT OTHER	0	
10-0000-900138-480900000	NON GOVERNMENTAL GIFT OTHER	0	
10-0000-900150-480900000	NON GOVERNMENTAL GIFT OTHER	0	
10-0000-900248-480900000	NON GOVERNMENTAL GIFT OTHER	0	
10-0000-900342-480900000	NON GOVERNMENTAL GIFT OTHER	0	
10-0000-900345-480900000	NON GOVERNMENTAL GIFT OTHER	0	
10-0000-900557-480900000	NON GOVERNMENTAL GIFT OTHER	0	
10-0000-900597-480900000	NON GOVERNMENTAL GIFT OTHER	0	
10-0000-900591-480900000	NON GOVERNMENTAL GIFT OTHER	0	
10-0000-900152-480900000	NON GOVERNMENTAL GIFT OTHER	0	
10-0000-900573-480900000	NON GOVERNMENTAL GIFT OTHER	0	
10-0000-900520-480900000	NON GOVERNMENTAL GIFT OTHER	0	
10-0000-900500-480900000	NON GOVERNMENTAL GIFT OTHER	0	
10-0000-900069-480900000	NON GOVERNMENTAL GIFT OTHER	0	
10-0000-900379-480900000	NON GOVERNMENTAL GIFT OTHER	0	
10-0000-900575-480900000	NON GOVERNMENTAL GIFT OTHER	0	
TOTAL NON GOVERNMENTAL GIFTS			0

Fd-Prog-Depart-Object	Description	Budget	Sub Total
Other Sources			
10-0000-900701-490900050	OTHER MISC INCOME	0	
10-0000-900198-490900050	OTHER MISC INCOME	0	
10-0000-900401-490900050	OTHER MISC INCOME	0	
10-0000-900217-490900050	OTHER MISC INCOME	0	
10-0000-900239-490900050	OTHER MISC INCOME	0	
10-0000-900210-490900050	OTHER MISC INCOME	0	
10-0000-900199-490900050	OTHER MISC INCOME	0	
10-0000-900194-490900050	OTHER MISC INCOME	0	
10-0000-900191-490900050	OTHER MISC INCOME	0	
10-0000-900189-490900050	OTHER MISC INCOME	0	
10-0000-900049-490900050	OTHER MISC INCOME	0	
10-0000-900048-490900050	OTHER MISC INCOME	0	
10-0000-900026-490900050	OTHER MISC INCOME	0	
10-0000-900243-490900050	OTHER MISC INCOME	0	
10-0000-900195-490900050	OTHER MISC INCOME	0	
TOTAL OTHER SOURCES			0

Fd-Prog-Depart-Object	Description	Budget	Sub Total
Other			
10-9010-900599-590200010	SCHOLARSHIPS	0	
10-9010-900621-590200010	SCHOLARSHIPS	0	
10-9010-900620-590200010	SCHOLARSHIPS	0	
10-9010-900618-590200010	SCHOLARSHIPS	0	
10-9010-900617-590200010	SCHOLARSHIPS	0	
10-9010-900615-590200010	SCHOLARSHIPS	0	
10-9010-900610-590200010	SCHOLARSHIPS	0	
10-9010-900622-590200010	SCHOLARSHIPS	0	
10-9010-900602-590200010	SCHOLARSHIPS	0	
10-9010-900629-590200010	SCHOLARSHIPS	0	
10-9010-900597-590200010	SCHOLARSHIPS	0	
10-9010-900591-590200010	SCHOLARSHIPS	0	
10-9010-900589-590200010	SCHOLARSHIPS	0	
10-9010-900609-590200010	SCHOLARSHIPS	0	
10-9010-900623-590200010	SCHOLARSHIPS	0	
10-9010-900625-590200010	SCHOLARSHIPS	0	
10-9010-900626-590200010	SCHOLARSHIPS	0	
10-9010-900628-590200010	SCHOLARSHIPS	0	
10-9010-900630-590200010	SCHOLARSHIPS	0	
10-9010-900631-590200010	SCHOLARSHIPS	0	
10-9010-900632-590200010	SCHOLARSHIPS	0	
10-9010-900633-590200010	SCHOLARSHIPS	0	
10-9010-900634-590200010	SCHOLARSHIPS	0	
10-9010-900637-590200010	SCHOLARSHIPS	0	
10-9010-900635-590200010	SCHOLARSHIPS	0	
10-3090-900030-590900000	OTHER EXPENDITURES	0	
10-9010-900636-590200010	SCHOLARSHIPS	0	
10-9010-900575-590200010	SCHOLARSHIPS	0	
10-9010-900627-590200010	SCHOLARSHIPS	0	
10-9010-900152-590200010	SCHOLARSHIPS	0	
10-9010-900573-590200010	SCHOLARSHIPS	0	
10-3090-900033-590900000	OTHER EXPENDITURES	0	
10-3090-900189-590900000	OTHER EXPENDITURES	0	
10-3090-900191-590900000	OTHER EXPENDITURES	0	
10-3090-900194-590900000	OTHER EXPENDITURES	0	
10-3090-900200-590900000	OTHER EXPENDITURES	0	
10-3090-900210-590900000	OTHER EXPENDITURES	0	
10-3090-900217-590900000	OTHER EXPENDITURES	0	
10-9010-900069-590200010	SCHOLARSHIPS	0	
10-9010-900075-590200010	SCHOLARSHIPS	0	
10-9010-900097-590200010	SCHOLARSHIPS	0	
10-9010-900137-590200010	SCHOLARSHIPS	0	
10-3090-900048-590900000	OTHER EXPENDITURES	0	
10-9010-900150-590200010	SCHOLARSHIPS	0	
10-3090-900026-590900000	OTHER EXPENDITURES	0	
10-9010-900164-590200010	SCHOLARSHIPS	0	
10-9010-900248-590200010	SCHOLARSHIPS	0	
10-9010-900259-590200010	SCHOLARSHIPS	0	

Fd-Prog-Dept-Object	Description	Budget	Sub Total
10-9010-900268-590200010	SCHOLARSHIPS	0	
10-9010-900331-590200010	SCHOLARSHIPS	0	
10-9010-900345-590200010	SCHOLARSHIPS	0	
10-9010-900369-590200010	SCHOLARSHIPS	0	
10-9010-900379-590200010	SCHOLARSHIPS	0	
10-9010-900514-590200010	SCHOLARSHIPS	0	
10-9010-900520-590200010	SCHOLARSHIPS	0	
10-9010-900536-590200010	SCHOLARSHIPS	0	
10-9010-900557-590200010	SCHOLARSHIPS	0	
10-9010-900138-590200010	SCHOLARSHIPS	0	
TOTAL OTHER			0
TOTAL TRUST & AGENCY FUND			0
AUDIT FUND			
Local Government			
11-0000-000000-410100105	REAL ESTATE TAXES	-75,000	
TOTAL LOCAL GOVERNMENT			-75,000
Contractual Services			
11-8020-501034-530100000	AUDIT SERVICES	85,000	
TOTAL CONTRACTUAL SERVICES			85,000
TOTAL AUDIT FUND			10,000
LIABILITY, PROTECTION & SETTLEMENT FUND			
Local Government			
12-0000-000000-410100110	REAL ESTATE TAXES-TORT	-692,444	
12-0000-000000-410100115	REAL ESTATE TAXES-SS	-10,000	
TOTAL LOCAL GOVERNMENT			-702,444
Investment Revenue			
12-0000-000000-470900006	CHANGE IN FAIR VALUE OF INVEST	-5,101	
12-0000-000000-470900007	INVESTMENT TRANSACTION FEES	305	
TOTAL INVESTMENT REVENUE			-4,796
Employee Benefits			
12-8060-501038-520600000	FICA - SOCIAL SECURITY	30,000	
12-8060-501038-520200000	WORKERS COMPENSATION INSURANCE	182,028	
12-8060-501038-520400000	UNEMPLOYMENT INSURANCE	50,000	
12-8060-501038-520500000	MEDICARE	337,931	
TOTAL EMPLOYEE BENEFITS			599,959
Fixed Charges			
12-8060-501038-560900060	GENERAL INSURANCE	187,027	
TOTAL FIXED CHARGES			187,027
TOTAL LIABILITY, PROTECTION & SETTLEMENT FUND			79,746

Fd-Prog-Depart-Object	Description	Budget	Sub Total
OPEB LIABILITY FUND			
Other Sources			
17-0000-000000-490900095	CIP PASS THROUGH REVENUE	-1,500,000	
TOTAL OTHER SOURCES			-1,500,000
Employee Benefits			
17-6010-000000-520900056	COLLEGE INSURANCE PROGRAM EXP	30,170	
17-9010-000000-520900056	COLLEGE INSURANCE PROGRAM EXP	149,309	
17-1010-000000-529990095	STATE ALLOCATED CIP	90,297	
17-8010-000000-529990095	STATE ALLOCATED CIP	3,642	
17-8010-000000-520900056	COLLEGE INSURANCE PROGRAM EXP	3,642	
17-7010-000000-529990095	STATE ALLOCATED CIP	60,534	
17-7010-000000-520900056	COLLEGE INSURANCE PROGRAM EXP	60,534	
17-6010-000000-529990095	STATE ALLOCATED CIP	30,170	
17-4010-000000-529990095	STATE ALLOCATED CIP	776,361	
17-4010-000000-520900056	COLLEGE INSURANCE PROGRAM EXP	776,361	
17-3010-000000-529990095	STATE ALLOCATED CIP	315,673	
17-3010-000000-520900056	COLLEGE INSURANCE PROGRAM EXP	315,673	
17-9010-000000-529990095	STATE ALLOCATED CIP	149,309	
17-2010-000000-520900056	COLLEGE INSURANCE PROGRAM EXP	74,013	
17-1010-000000-520900056	COLLEGE INSURANCE PROGRAM EXP	90,297	
17-2010-000000-529990095	STATE ALLOCATED CIP	74,013	
TOTAL EMPLOYEE BENEFITS			2,999,998
TOTAL OPEB LIABILITY FUND			1,499,998

Capital Budgets Report

This page left blank intentionally

Capital Items List (Projects/Items >=\$5,000.00)

<i>FundCode</i>	<i>FundName</i>	<i>Supervisor</i>	<i>Dean</i>	<i>VP</i>		
<i>FullDeptCode</i>	<i>DeptName</i>					
<i>GroupName</i>	<i>GL Object Code</i>	<i>ObjectName</i>		<i>FY24 Budget</i>	<i>Narrative</i>	
01	Education					
Tom McGee		Tom McGee		Santos-George		
<i>01-1020-102016</i>	<i>CTE</i>					
Capital Outlay	5806000	00	Equipment - Instructional	\$25,000	CTE equipment for instruction	
				Sum		\$25,000
Nathan Kivley		Tom McGee		Santos-George		
<i>01-1030-102030</i>	<i>Automotive</i>					
Capital Outlay	5809000	00	Other Capital Outlay	\$204,605	PBF - phase 2 auto renovation overhead doors	
				Sum		\$204,605
Arlene Santos-George		Arlene Santos-George		Santos-George		
<i>01-2080-201010</i>	<i>Academic Affairs & Wkforce Dev</i>					
Capital Outlay	5806000	00	Equipment - Instructional	\$175,000	Misc capital equipment for programatic needs and instruction	
				Sum		\$175,000
Ryan Klos		Ryan Klos		Haggerty		
<i>01-8020-501010</i>	<i>Duplication</i>					
Capital Outlay	5806000	05	Repl Equip--Instructional	\$1,200	Duplication equipment	
				Sum		\$1,200
Ryan Klos		Ryan Klos		Haggerty		
<i>01-8030-501032</i>	<i>Marketing & Public Relatn</i>					
Capital Outlay	5805000	00	Equipment - Office	\$2,500	photo/video equipment for studio	

FundCode FundName

Supervisor

Dean

VP

FullDeptCode

DeptName

GroupName

GL Object Code ObjectName

FY24 Budget Narrative

				Sum	
				\$2,500	

Gail Phoenix		Gail Phoenix			Phoenix
<i>01-8040-503010 Human Resources</i>					
Capital Outlay	5809000	00	Other Capital Outlay	\$10,000	software, single-user and multi-user software
				Sum	
				\$10,000	

Robert M Tenuta		Robert M Tenuta			Tenuta
<i>01-8060-501016 General Institutional Exp</i>					
Capital Outlay	5805000	00	Equipment - Office	\$40,000	PBF-office needs for general use
Capital Outlay	5809000	60	Building Improvements	\$40,000	PBF-renovation needs for general use
				Sum	
				\$80,000	

Timothy Hopkins		Timothy Hopkins			Hopkins
<i>01-8080-504010 Information Technology</i>					
Capital Outlay	5805000	00	Equipment - Office	\$7,500	PBF - IT Equipment
				Sum	
				\$7,500	

G Robert Rasmussen		Timothy Hopkins			Hopkins
<i>01-8080-504020 Infrastructure and Security</i>					
Capital Outlay	5805000	00	Equipment - Office	\$56,000	PBF - IT equipment
				Sum	
				\$56,000	

Timothy Hopkins		Timothy Hopkins			Hopkins
<i>01-8080-504030 Classroom Architecture and Proj</i>					
Capital Outlay	5809000	00	Other Capital Outlay	\$80,000	PBF - IT equipment
				Sum	
				\$80,000	

<i>FundCode FundName</i>				
<i>Supervisor</i>		<i>Dean</i>		<i>VP</i>
<i>FullDeptCode</i>	<i>DeptName</i>			
<i>GroupName</i>	<i>GL Object Code</i>	<i>ObjectName</i>		<i>FY24 Budget Narrative</i>

			Sum	\$641,805
--	--	--	------------	-----------

FundCode FundName

Supervisor

Dean

VP

FullDeptCode DeptName

GroupName GL Object Code ObjectName

FY24 Budget Narrative

02 Operations and Maintenance

Dave Dammon Dave Dammon Tenuta

02-7030-505035 Roads & Grounds

Capital Outlay 5807000 00 Equipment - Service \$50,000 Reduce 15000

Sum \$50,000

Dave Dammon Dave Dammon Tenuta

02-7090-505050 Physical Fac Oth

Capital Outlay 5802000 00 Site Improvements \$50,000 decrease 13k

Capital Outlay 5809000 60 Building Improvements \$150,000
 Carpeting/Flooring- approx 7500 sq ft. Replace worn carpeting and tiles on campus including Sage A208 thru A210, Bwing Music Area, faculty offices, and ArtPBF - carpet for A 210 Suite (CTL & CCR) confirmed budget for FY23
 Carpeting/Flooring- approx 7500 sq ft. Replace worn carpeting and tiles on campus including Sage A208 thru A210, B Building Music Area, faculty offices, and ArtPBF - carpet for A 210 Suite (CTL & CCR) confirmed budget for FY23
 Carpet for A 210 Suite (CTL & CCR) confirmed budget for FY23 @ 29,664
 Carpet for A 210 Suite (CTL & CCR) confirmed budget for FY23 @ 29,664

Capital Outlay 5809000 07 Architectual Services \$12,000 increase 12 k

Capital Outlay 5809000 60 Building Improvements \$150,000
 Paint interior walls and trim on campus
 Painting of 100,000 sq feet of walls on campus
 Including: Music area in B Building, Liebman F, and D wing main hall
 C Hall, E stairwell, Sage Offices, 4 classrooms

Capital Outlay 5809000 60 Building Improvements \$25,000
 LED Lighting Changing of old T5 and T8 ballasts to LED lights in several classrooms and hallways- replacing 250 lights @ \$100 ea.

Capital Outlay 5809000 60 Building Improvements \$40,000
 Ceiling Tiles Replace worn and stained ceiling tiles on campus in E215, E222, E221, C hallway, D hallway, Music, and Building A4000 sq ft of track and tile replacement @ 10 sq ft

FundCode FundName

Supervisor

Dean

VP

FullDeptCode DeptName

GroupName

GL Object Code

ObjectName

FY24 Budget Narrative

GroupName	GL Object Code	ObjectName	FY24 Budget	Narrative
Capital Outlay	5809000	60 Building Improvements	\$70,000	A300 Floor furniture admin and 2 offices, Paint and Carpet
Capital Outlay	5809000	60 Building Improvements	\$50,000	Public Meeting Room- Furniture, Paint, Carpet
Capital Outlay	5809000	60 Building Improvements	\$275,000	PBF-2 HVAC projects from TRANE for controls: #1. \$275,000.00- replace FPB/VAV boxes (59) AND BAS #2. \$235,521.00 Retro fit all VAV boxes (45) in E building Will apply for a grant in April for one of these, otherwise add to budget the 3-5 year plan.
Capital Outlay	5809000	60 Building Improvements	\$40,000	A117 Mac Lab furniture, Paint and Carpet
Sum			\$862,000	
Sum			\$912,000	

FundCode FundName

Supervisor

Dean

VP

FullDeptCode DeptName

GroupName GL Object Code ObjectName

FY24 Budget Narrative

03 Operations and Maintenance Restricted

Robert M Tenuta Robert M Tenuta Tenuta

03-8020-501030 Replacement Reserv

Capital Outlay	5801000	00	Site Acquisition	\$300,000	2nd payment for Woodstock University Center
Capital Outlay	5809000	10	Site Improvement	\$4,924,353	University Center
Capital Outlay	5809000	00	Other Capital Outlay	\$1,200,000	Lights, Radio-CLC Lots, Driveways \$900,000.00 CDB Initial Match 75% \$300,000.00 MCC Initial Match 25%
Capital Outlay	5809000	00	Other Capital Outlay	\$1,437,500	Ring Road \$937,500.00 CDB Initial Match \$140,625.00 CDB 15% COVID Escalation 75% \$312,500.00 MCC Initial Match \$46,875.00 MCC 15% COVID Escalation 25%

Sum \$7,861,853

Robert M Tenuta Robert M Tenuta Tenuta

03-8020-501054 Capital Leases

Capital Outlay	5805000	00	Equipment - Office	\$1,000,000	Estimated lease accounting procedural entry
----------------	---------	----	--------------------	-------------	---

Sum \$1,000,000

Robert M Tenuta Robert M Tenuta Tenuta

03-8060-501060 CATI Building CDB Project

Capital Outlay	5803000	00	Buildings - New	\$29,670,101	CATI Building Project \$15,761,499.75 CDB Initial Match 75% \$2,399,612.25 CDB 2nd Match 75% \$3,298,708 CDB 3rd Match 100% \$5,253,833.25 MCC Initial Match 25% \$834,867.00 MCC-2yrs lost RAMP escalation 100% \$799,870.75 MCC 2nd Match 25% \$1,300,000.00 MCC Connecting Link \$21,192.50MCC Art In Architecture Increase \$517.70 Budget variance
----------------	---------	----	-----------------	--------------	--

FundCode FundName

Supervisor

Dean

VP

FullDeptCode

DeptName

GroupName

GL Object Code

ObjectName

FY24 Budget Narrative

Capital Outlay	5806000	00	Equipment - Instructional	\$2,969,381	CATI Equipment Budget \$1,693,100.00 Grant AMC 06-1030-904170 \$378,539.00 Equipment #1 Advance McHenry County Match \$300,000.00 FY2023 additional transfer for equipment or building \$1,057,406 from Fund balance due to Rep Foster Grant \$1,233,436.00 Net CASH Available From Fund 03
Sum				\$32,639,482	
Sum				\$41,501,335	

FundCode FundName

Supervisor

Dean

VP

FullDeptCode

DeptName

GroupName

GL Object Code ObjectName

FY24 Budget Narrative

06 **Restricted Purposes**

Dawn Katz

Dawn Katz

Santos-George

06-3040-901026 Perkins IV PostSecond Basic

Capital Outlay

5806000

00

Equipment - Instructional

\$170,000

Perkins equipment budget for instruction

Sum

\$170,000

Christina Swanson

Talia Koronkiewicz

Koronkiewicz

06-3080-904147 Pathways to Persistence & Grad

Capital Outlay

5806000

00

Equipment - Instructional

\$86,000

There have been no actuals in equipment in prior years

Capital Outlay

5809000

60

Building Improvements

\$50,000

Total 5 year budget=\$461K, inception to date Actuals=\$313K

Sum

\$136,000

Sum

\$306,000

FundCode FundName

Supervisor

Dean

VP

FullDeptCode

DeptName

GroupName

GL Object Code ObjectName

FY24 Budget Narrative

Grand Total of all Capital Account Codes

This page left blank intentionally

FY 2024 Budget

ICCB State Format

This page left blank intentionally

STATE OF ILLINOIS
COMMUNITY COLLEGE DISTRICT NO. 528

FINAL
FISCAL YEAR 2024 BUDGET

McHENRY COUNTY COLLEGE
8900 U.S. HWY 14
CRYSTAL LAKE, IL. 60012

McHenry County College
Community College District No. 528
Budget Calendar
Fiscal Year Ending June 30, 2024

January 2023

- 09-Jan-23 President's Cabinet establish planning parameters and assumptions regarding revenue projections, new programs, enrollment, capital requests.
- 10-Jan-23 FY 2024 budget worksheets are prepared and distributed to budget officers.
- 23-Jan-23 Budget managers confer with their Cabinet members regarding budget parameters and assumptions and prepare their budgets for submission.

February 2023

- 27-Feb-23 PC to review initial oversight of budget for compliance with stated missions and to discuss personnel and strategic initiatives

March 2023

- 27-Mar-23 Cabinet members review and revise budget officers requests. Requests are updated through the budget database. All budget worksheets submitted to the CFO for compilation.
- 27-Mar-23 CFO to produce preliminary budget reports for the Cabinet members for review and adjustment as may be needed.

May 2023

- 01-May-23 Presidents Cabinet initial review of the preliminary budget. Adjustments to the requests or parameters are made as needed.
- 02-May-23 Campus Community involvement in new budget construction.
- 03-May-23 Campus Community involvement in new budget construction.
- 08-May-23 Cabinet members review modified initial budgets based previous review and adjust budget requests as necessary. Based on acceptance of changes/adjustments a draft version of the FY 2024 Tentative Budget will be created.
- 16-May-23 Presentation of FY 2024 Tentative Budget to the Board's Finance & Audit Committee.

June 2023

- 08-Jun-23 Optional: Budget workshop for overview and discussion if requested by Finance and Audit Committee.
- 20-Jun-23 Optional: Budget review in Finance & Audit Committee if prior to Committee of the Whole Meeting.
- 20-Jun-23 Optional: Tentative budget presentation for June 20, 2023 COTW Meeting if needed.
- 29-Jun-23 Board approval of Tentative Budget and Public notice of hearing on Budget to be issued. FY 2024 Tentative Budget made available for public inspection. Legal notice of public inspection to be published in local newspaper per statute(Exact Dates TBD).

July 2023

- 01-Jul-23 FY 2024 Tentative Budget goes into effect until Final Budget is adopted.

September 2023

- 04-Sep-23 Cabinet members incorporate any adjustments if needed into the FY 2024 Tentative Budget based upon modifications to revenue assumptions and changes in areas of expenditures.
- 28-Sep-23 Board review of Fund Balance Policy and comparison to new budget.
- 28-Sep-23 Public Hearing @ 6:00pm for FY 2024 Final Budget. After the Public Hearing the Board is expected to adopt FY 2024 Final Budget resolution.
- 28-Sep-23 FY 2024 Final Budget finalized for presentation to and adoption by the Board of Trustees.

SUMMARY OF FISCAL YEAR 2024 BUDGET BY FUND

	Beginning Balance	Budgeted Revenues	Budgeted Expenditures	Budgeted Transfers from (to) Other Funds	Budgeted Ending Balance
General					
Education Fund	25,563,199	77,113,133	71,570,971	-850,000	30,255,361
Operations and Maintenance Fund	5,786,438	5,556,383	5,438,409	0	5,904,412
Special Revenue					
Restricted Purposes Fund	-14,295	14,752,031	14,752,031	0	-14,295
Audit Fund	48,973	75,000	85,000	0	38,973
Liability, Protection, and Settlement Fund	602,799	707,240	786,986	0	523,053
Public Building Commission Operations and Maintenance Fund	0	0	0	0	0
Debt Service					
Bond and Interest Fund	443,504	738,579	626,200	0	555,883
Public Building Commission Rental Fund	0	0	0	0	0
Capital Projects					
Operations and Maintenance (Restricted) Fund	8,706,101	30,296,035	41,608,335	1,560,717	-1,045,482
Building Bond Proceeds Fund	0	0	0	0	0
Proprietary Fund					
Auxiliary Enterprises Fund	119,077	4,180,644	4,771,733	550,000	77,988
OPEB Liability					
OPEB Liability Fund	-23,568,093	1,500,000	2,999,998	0	-25,068,091

The Official Budget which is accurately summarized in this document was approved by the Board of Trustees on

9/28/2023
Date

ATTEST:


Secretary, Board of Trustees

SUMMARY OF FISCAL YEAR 2024 ESTIMATED REVENUES

	Education Fund	Operations and Maintenance Fund	Public Building Commission Operation & Maintenance Fund	Total Operating Funds
OPERATING REVENUES BY SOURCE				
Local Government				
Local Taxes	25,564,854	2,355,204	0	27,920,058
Payment in Lieu of Taxes	487,908	292,744	0	780,652
Total Local Government	26,052,762	2,647,948		28,700,710
State Government				
Base Operating Grants	4,263,462	1,197,436	0	5,460,898
ICCB Equalization Grant	4,590,622	0	0	4,590,622
State Grants	107,614	0	0	107,614
Illinois State Board of Education	350,000	0	0	350,000
Total State Government	9,311,698	1,197,436		10,509,134
Federal Government				
Dept. Of Education - Other Sources	0	0	0	
Total Federal Government				
Student Tuition and Fees				
Resident	9,649,122	1,624,632	0	11,273,754
Out-of-District	150,148	29,230	0	179,378
Out-of-State	20,533	4,626	0	25,159
International	13,855	941	0	14,796
Student Fees	2,068,584	0	0	2,068,584
Other Student Tuition and Fees	799,175	0	0	799,175
Total Student Tuition and Fees	12,701,417	1,659,429		14,360,846
Sales and Service Fees				
Public Service/Community Education/Customized Traini	157,500	0	0	157,500
Other Sales and Service	17,500	0	0	17,500
Total Sales and Service Fees	175,000			175,000
Facilities Revenue				
Facility/Misc Rentals	18,966	0	0	18,966
Total Facilities Revenue	18,966			18,966
Investment Revenue				
Investment Revenue	273,492	15,570	0	289,062
Total Investment Revenue	273,492	15,570		289,062
Non Governmental Gifts				
Non Governmental Gifts	11,000	0	0	11,000
Total Non Governmental Gifts	11,000			11,000
Other Sources				
Other Revenues	28,568,798	36,000	0	28,604,798
Total Other Sources	28,568,798	36,000		28,604,798

SUMMARY OF FISCAL YEAR 2024 OPERATING BUDGETED EXPENDITURES

	Education Fund	Operations and Maintenance Fund	Public Building Commission Operation Maintenance Fund	Total Operating Funds	%
<u>BY PROGRAM</u>					
Instruction	20,581,866	0	0	20,581,866	26.48
Academic Support	3,424,951	0	0	3,424,951	4.41
Student Services	4,565,182	0	0	4,565,182	5.87
Public Service/Continuing Education	1,130,272	0	0	1,130,272	1.45
Operation & Maintenance of Plant	0	5,438,409	0	5,438,409	7.00
Institutional Support	42,451,700	0	0	42,451,700	54.62
Scholarships, Student Grants & Waivers	125,000	0	0	125,000	0.16
Total 2024 Budgeted Expenditures	72,420,971	5,438,409	0	77,859,380	100.00
Less Nonoperating Items*					
Tuition Chargeback	0	0	0	0	0.00
Instructional Service Contracts	75,000	0	0	75,000	0.10
Adjusted Expenditures	72,345,971	5,438,409	0	77,784,380	99.90

*Interdistrict activity that does not generate related local district credit hours are subtracted to allow for statewide comparisons.

BY OBJECT

Salaries	28,623,808	655,840	0	29,279,648	37.61
Employee Benefits	33,151,836	185,964	0	33,337,800	42.82
Contractual Services	3,088,132	2,006,955	0	5,095,087	6.54
Supplies	2,788,004	644,990	0	3,432,994	4.41
Travel	410,821	24,660	0	435,481	0.56
Fixed Charges	1,567,785	52,000	0	1,619,785	2.08
Utilities	241,780	956,000	0	1,197,780	1.54
Capital Outlay	641,805	912,000	0	1,553,805	2.00
Other	957,000	0	0	957,000	1.23
Contingency	100,000	0	0	100,000	0.13
Interfund Transfer Out	850,000	0	0	850,000	1.09

Total 2024 Budgeted Expenditures	72,420,971	5,438,409	0	77,859,380	100.00
Less Nonoperating Items*					
Tuition Chargeback	0	0	0	0	0.00
Instructional Service Contracts	75,000	0	0	75,000	0.10
Adjusted Expenditures	<u>72,345,971</u>	<u>5,438,409</u>	<u>0</u>	<u>77,784,380</u>	<u>99.90</u>

*Interdistrict activity that does not generate related local district credit hours are subtracted to allow for statewide comparisons.

FISCAL YEAR 2024 BUDGETED EXPENDITURES

Education	Appropriations	Totals
Instruction		
Salaries	16,710,054	
Employee Benefits	2,613,690	
Contractual Services	205,884	
General Materials and Supplies	708,157	
Travel and Conference/Meeting Expense	59,851	
Fixed Charges	36,625	
Utilities	4,000	
Capital Outlay	229,605	
Other	14,000	
Provision for Contingency	0	
		20,581,866
Academic Support		
Salaries	2,310,884	
Employee Benefits	375,782	
Contractual Services	137,500	
General Materials and Supplies	302,735	
Travel and Conference/Meeting Expense	76,050	
Fixed Charges	0	
Utilities	0	
Capital Outlay	175,000	
Other	47,000	
Provision for Contingency	0	
		3,424,951
Student Services		
Salaries	3,195,294	
Employee Benefits	792,018	
Contractual Services	348,107	
General Materials and Supplies	182,970	
Travel and Conference/Meeting Expense	46,243	
Fixed Charges	50	
Utilities	0	
Capital Outlay	0	
Other	500	
Provision for Contingency	0	
		4,565,182

Public Service/Continuing Education

Salaries	812,417	
Employee Benefits	236,355	
Contractual Services	46,100	
General Materials and Supplies	32,150	
Travel and Conference/Meeting Expense	3,250	
Fixed Charges	0	
Utilities	0	
Capital Outlay	0	
Other	0	
Provision for Contingency	0	
		1,130,272

Institutional Support

Salaries	5,595,159	
Employee Benefits	29,108,991	
Contractual Services	2,335,541	
General Materials and Supplies	1,490,492	
Travel and Conference/Meeting Expense	194,927	
Fixed Charges	1,531,110	
Utilities	237,780	
Capital Outlay	237,200	
Other	770,500	
Provision for Contingency	100,000	
		41,601,700

Scholarships, Student Grants & Waivers

Salaries	0	
Employee Benefits	0	
Contractual Services	0	
General Materials and Supplies	0	
Travel and Conference/Meeting Expense	0	
Fixed Charges	0	
Utilities	0	
Capital Outlay	0	
Other	125,000	
Provision for Contingency	0	
		125,000

Interfund Transfers Out

850,000

Total Education Fund Expenditures

72,278,971

FISCAL YEAR 2024 BUDGETED EXPENDITURES

Operations and Maintenance	Appropriations	Totals
Operation & Maintenance of Plant		
Salaries	655,840	
Employee Benefits	185,964	
Contractual Services	2,006,955	
General Materials and Supplies	644,990	
Travel and Conference/Meeting Expense	24,660	
Fixed Charges	52,000	
Utilities	956,000	
Capital Outlay	912,000	
Other	0	
Provision for Contingency	0	
	<hr/>	<hr/> 5,438,409
Institutional Support		
Salaries	0	
Employee Benefits	0	
Contractual Services	0	
General Materials and Supplies	0	
Travel and Conference/Meeting Expense	0	
Fixed Charges	0	
Utilities	0	
Capital Outlay	0	
Other	0	
Provision for Contingency	0	
	<hr/>	<hr/> 0
Interfund Transfers Out		<hr/> 0
Total Operations and Maintenance Fund Expenditures		<hr/> 5,438,409
Total Operating Fund Expenditures		<hr/> <hr/> 76,867,380

FISCAL YEAR 2024 BUDGETED REVENUES

Operations and Maintenance Restricted	Revenues	Totals
State Government		
Other State Sources	24,495,351	24,495,351
Student Tuition and Fees		
Student Fees	79,134	79,134
Investment Revenue		
Investment Revenue	121,550	121,550
Non Governmental Gifts		
Non Governmental Gifts	4,600,000	4,600,000
Other Sources		
Other Revenues	1,000,000	1,000,000
Interfund Transfers		
Transfers In	1,560,717	1,560,717
	<hr/>	<hr/>
Total Operations and Maintenance Restricted Revenues		31,856,752
		<hr/> <hr/>

FISCAL YEAR 2024 BUDGETED EXPENDITURES

Institutional Support		
Salaries	0	
Employee Benefits	0	
Contractual Services	107,000	
General Materials and Supplies	0	
Travel and Conference/Meeting Expense	0	
Fixed Charges	0	
Utilities	0	
Capital Outlay	41,501,335	
Other	0	
Provision for Contingency	0	
	<hr/>	41,608,335
Interfund Transfers Out		0
		<hr/>
Total Operations and Maintenance Restricted Expenditures		41,608,335
		<hr/> <hr/>

FISCAL YEAR 2024 BUDGETED REVENUES

Bond and Interest	Revenues	Totals
Student Tuition and Fees		
Student Fees	738,579	738,579
	<hr/>	<hr/>
Total Bond and Interest Revenues		738,579
		<hr/> <hr/>

FISCAL YEAR 2024 BUDGETED EXPENDITURES

Institutional Support		
Salaries	0	
Employee Benefits	0	
Contractual Services	0	
General Materials and Supplies	0	
Travel and Conference/Meeting Expense	0	
Fixed Charges	626,200	
Utilities	0	
Capital Outlay	0	
Other	0	
Provision for Contingency	0	
	<hr/>	626,200
Interfund Transfers Out		0
		<hr/>
Total Bond and Interest Expenditures		626,200
		<hr/> <hr/>

FISCAL YEAR 2024 BUDGETED REVENUES

Auxiliary	Revenues	Totals
Student Tuition and Fees		
Resident	781,618	781,618
Out-of-District	625	625
Out-of-State	14,063	14,063
International	2,226	2,226
Application Fees	30,000	30,000
Sales and Service Fees		
Food/Cafeteria	656,000	656,000
Bookstore	826,750	826,750
Public Service/Community Education/Custom	1,309,962	1,309,962
Other Sales and Service	523,000	523,000
Facilities Revenue		
Facility/Misc Rentals	25,000	25,000
Non Governmental Gifts		
Non Governmental Gifts	2,000	2,000
Other Sources		
Other Revenues	9,400	9,400
Transfers		
Transfers In	550,000	550,000
		<hr/>
Total Auxiliary Revenues		4,730,644
		<hr/> <hr/>

FISCAL YEAR 2024 BUDGETED EXPENDITURES

Student Services		
Salaries	0	
Employee Benefits	0	
Contractual Services	1,000	
General Materials and Supplies	400	
Travel and Conference/Meeting Expense	0	
Fixed Charges	0	
Utilities	0	
Capital Outlay	0	
Other	0	
Provision for Contingency	0	
		<hr/>
		1,400
		<hr/> <hr/>

Public Service/Continuing Education

Salaries	305,621	
Employee Benefits	77,095	
Contractual Services	55,915	
General Materials and Supplies	72,125	
Travel and Conference/Meeting Expense	6,300	
Fixed Charges	1,000	
Utilities	0	
Capital Outlay	0	
Other	10,000	
Provision for Contingency	0	
		528,056

Auxiliary Services

Salaries	1,904,066	
Employee Benefits	317,054	
Contractual Services	490,823	
General Materials and Supplies	1,426,084	
Travel and Conference/Meeting Expense	86,250	
Fixed Charges	17,000	
Utilities	0	
Capital Outlay	0	
Other	1,000	
Provision for Contingency	0	
		4,242,277

Interfund Transfers Out

0

Total Auxiliary Expenditures

4,771,733

FISCAL YEAR 2024 BUDGETED REVENUES

Restricted Purposes	Revenues	Totals
State Government		
State Grants	19,000	19,000
Adult Education - State Basic Grant	391,224	391,224
Adult Education - Performance Grants	123,485	123,485
Other State Grant	98,736	98,736
Other State Sources	165,404	165,404
Federal Government		
Dept. Of Education - Direct Grants	5,840,436	5,840,436
Dept. Of Education - Other Sources	2,808,746	2,808,746
Non Governmental Gifts		
Non Governmental Gifts	305,000	305,000
Other Sources		
Other Revenues	5,000,000	5,000,000
		<hr/>
Total Restricted Purposes Revenues		14,752,031
		<hr/> <hr/>

FISCAL YEAR 2024 BUDGETED EXPENDITURES

Other		
Salaries	0	
Employee Benefits	0	
Contractual Services	0	
General Materials and Supplies	0	
Travel and Conference/Meeting Expense	0	
Fixed Charges	0	
Utilities	0	
Capital Outlay	0	
Other	5,000,000	
Provision for Contingency	0	
		<hr/>
		5,000,000
		<hr/>

Instruction

Salaries	797,021	
Employee Benefits	91,655	
Contractual Services	141,885	
General Materials and Supplies	1,873,334	
Travel and Conference/Meeting Expense	10,300	
Fixed Charges	0	
Utilities	0	
Capital Outlay	0	
Other	198,036	
Provision for Contingency	0	
		<hr/>
		3,112,231

Academic Support

Salaries	143,200	
Employee Benefits	34,862	
Contractual Services	38,668	
General Materials and Supplies	0	
Travel and Conference/Meeting Expense	18,938	
Fixed Charges	0	
Utilities	0	
Capital Outlay	0	
Other	184,332	
Provision for Contingency	0	
		<hr/>
		420,000

Student Services

Salaries	538,067	
Employee Benefits	148,940	
Contractual Services	164,213	
General Materials and Supplies	135,413	
Travel and Conference/Meeting Expense	73,862	
Fixed Charges	0	
Utilities	1,083	
Capital Outlay	306,000	
Other	4,360,168	
Provision for Contingency	0	
		<hr/>
		5,727,746

Public Service/Continuing Education

Salaries	4,990	
Employee Benefits	10	
Contractual Services	341,279	
General Materials and Supplies	8,000	
Travel and Conference/Meeting Expense	0	
Fixed Charges	0	
Utilities	0	
Capital Outlay	0	
Other	0	
Provision for Contingency	0	
		354,279

Operation & Maintenance of Plant

Salaries	0	
Employee Benefits	0	
Contractual Services	0	
General Materials and Supplies	0	
Travel and Conference/Meeting Expense	0	
Fixed Charges	0	
Utilities	0	
Capital Outlay	0	
Other	0	
Provision for Contingency	0	
		0

Institutional Support

Salaries	0	
Employee Benefits	0	
Contractual Services	0	
General Materials and Supplies	0	
Travel and Conference/Meeting Expense	0	
Fixed Charges	0	
Utilities	0	
Capital Outlay	0	
Other	0	
Provision for Contingency	0	
		0

Scholarships, Student Grants & Waivers

Salaries	105,613	
Employee Benefits	0	
Contractual Services	0	
General Materials and Supplies	0	
Travel and Conference/Meeting Expense	0	
Fixed Charges	0	
Utilities	0	
Capital Outlay	0	
Other	32,162	
Provision for Contingency	0	
		<hr/>
		137,775

Interfund Transfers Out

0

Total Restricted Purposes Expenditures

14,752,031

FISCAL YEAR 2024 BUDGETED REVENUES

Working Cash	Revenues	Totals
Investment Revenue		
Investment Revenue	44,960	44,960
	_____	_____
Total Working Cash Revenues		44,960
		=====

FISCAL YEAR 2024 BUDGETED EXPENDITURES

Revenue		
Salaries	0	
Employee Benefits	0	
Contractual Services	0	
General Materials and Supplies	0	
Travel and Conference/Meeting Expense	0	
Fixed Charges	0	
Utilities	0	
Capital Outlay	0	
Other	0	
Provision for Contingency	0	
	_____	0

Interfund Transfers Out		1,260,717

Total Working Cash Expenditures		1,260,717
		=====

FISCAL YEAR 2024 BUDGETED REVENUES

Audit	Revenues	Totals
Local Government		
Local Taxes	75,000	75,000
	_____	_____
Total Audit Revenues		75,000
		=====

FISCAL YEAR 2024 BUDGETED EXPENDITURES

Institutional Support		
Salaries	0	
Employee Benefits	0	
Contractual Services	85,000	
General Materials and Supplies	0	
Travel and Conference/Meeting Expense	0	
Fixed Charges	0	
Utilities	0	
Capital Outlay	0	
Other	0	
Provision for Contingency	0	
	_____	85,000
Interfund Transfers Out		0

Total Audit Expenditures		85,000
		=====

FISCAL YEAR 2024 BUDGETED REVENUES

Liability, Protection & Settlement	Revenues	Totals
Local Government		
Local Taxes	702,444	702,444
Investment Revenue		
Investment Revenue	4,796	4,796
	<hr/>	<hr/>
Total Liability, Protection & Settlement Revenues		707,240
		<hr/> <hr/>

FISCAL YEAR 2024 BUDGETED EXPENDITURES

Institutional Support		
Salaries	0	
Employee Benefits	599,959	
Contractual Services	0	
General Materials and Supplies	0	
Travel and Conference/Meeting Expense	0	
Fixed Charges	187,027	
Utilities	0	
Capital Outlay	0	
Other	0	
Provision for Contingency	0	
	<hr/>	786,986
Interfund Transfers Out		0
		<hr/>
Total Liability, Protection & Settlement Expenditures		786,986
		<hr/> <hr/>

FISCAL YEAR 2024 BUDGETED REVENUES

OPEB Liability	Revenues	Totals
Other Sources		
Other Revenues	1,500,000	1,500,000
	<hr/>	<hr/>
Total OPEB Liability Revenues		1,500,000
		<hr/> <hr/>

FISCAL YEAR 2024 BUDGETED EXPENDITURES

Instruction

Salaries	0	
Employee Benefits	180,594	
Contractual Services	0	
General Materials and Supplies	0	
Travel and Conference/Meeting Expense	0	
Fixed Charges	0	
Utilities	0	
Capital Outlay	0	
Other	0	
Provision for Contingency	0	
	<hr/>	180,594

Academic Support

Salaries	0	
Employee Benefits	148,026	
Contractual Services	0	
General Materials and Supplies	0	
Travel and Conference/Meeting Expense	0	
Fixed Charges	0	
Utilities	0	
Capital Outlay	0	
Other	0	
Provision for Contingency	0	
	<hr/>	148,026

Student Services

Salaries	0	
Employee Benefits	631,346	
Contractual Services	0	
General Materials and Supplies	0	
Travel and Conference/Meeting Expense	0	
Fixed Charges	0	
Utilities	0	
Capital Outlay	0	
Other	0	
Provision for Contingency	0	

Public Service/Continuing Education

Salaries	0	
Employee Benefits	1,552,722	
Contractual Services	0	
General Materials and Supplies	0	
Travel and Conference/Meeting Expense	0	
Fixed Charges	0	
Utilities	0	
Capital Outlay	0	
Other	0	
Provision for Contingency	0	
		1,552,722

Auxiliary Services

Salaries	0	
Employee Benefits	60,340	
Contractual Services	0	
General Materials and Supplies	0	
Travel and Conference/Meeting Expense	0	
Fixed Charges	0	
Utilities	0	
Capital Outlay	0	
Other	0	
Provision for Contingency	0	
		60,340

Operation & Maintenance of Plant

Salaries	0	
Employee Benefits	121,068	
Contractual Services	0	
General Materials and Supplies	0	
Travel and Conference/Meeting Expense	0	
Fixed Charges	0	
Utilities	0	
Capital Outlay	0	
Other	0	
Provision for Contingency	0	
		121,068

Institutional Support

Salaries	0	
Employee Benefits	7,284	
Contractual Services	0	
General Materials and Supplies	0	
Travel and Conference/Meeting Expense	0	
Fixed Charges	0	
Utilities	0	
Capital Outlay	0	
Other	0	
Provision for Contingency	0	
		7,284

Scholarships, Student Grants & Waivers

Salaries	0	
Employee Benefits	298,618	
Contractual Services	0	
General Materials and Supplies	0	
Travel and Conference/Meeting Expense	0	
Fixed Charges	0	
Utilities	0	
Capital Outlay	0	
Other	0	
Provision for Contingency	0	
		298,618

Interfund Transfers Out

0

Total OPEB Liability Expenditures

2,999,998

McHenry County College
Proposed Capital Outlay Expenditures
Fiscal Year 2024

Instruction

01-1020-102016-580600000	CTE equipment for instruction	25,000		
				25,000
01-1030-102030-580900000	PBF - phase 2 auto renovation overhead doors	204,605		
				204,605
TOTAL INSTRUCTION CAPITAL OUTLAY				229,605

Academic Support

01-2080-201010-580600000	Misc capital equipment for programatic needs and instruction	175,000		
				175,000
TOTAL ACADEMIC SUPPORT CAPITAL OUTLAY				175,000

Institutional Support

01-8020-501010-580600005	Duplication equipment	1,200		
				1,200
01-8060-501016-580900060	PBF-renovation needs for general use	40,000		
01-8060-501016-580500000	PBF-office needs for general use	40,000		
				80,000
01-8030-501032-580500000	photo/video equipment for studio	2,500		
				2,500
01-8040-503010-580900000	software, single-user and multi-user software	10,000		
				10,000
01-8080-504010-580500000	PBF - IT Equipment	7,500		
				7,500
01-8080-504020-580500000	PBF - IT equipment	56,000		
				56,000
01-8080-504030-580900000	PBF - IT equipment	80,000		
				80,000
TOTAL INSTITUTIONAL SUPPORT CAPITAL OUTLAY				237,200

TOTAL EDUCATION FUND CAPITAL OUTLAY				641,805
--	--	--	--	----------------

Operation & Maintenance of Plant

02-7030-505035-580700000	Reduce 15000	50,000	
			50,000
02-7090-505050-580200000	decrease 13k	50,000	
02-7090-505050-580900007	increase 12 k	12,000	
02-7090-505050-580900060	Paint interior walls and trim on campus Painting of 100,000 sq feet of walls on campus Including: Music area in B Building, Liebman F, and D wing main hall C Hall, E stairwell, Sage Offices, 4 classrooms	150,000	
02-7090-505050-580900060	LED Lighting Changing of old T5 and T8 ballasts to LED lights in several classrooms and hallways-replacing 250 lights @ \$100 ea.	25,000	
02-7090-505050-580900060	Ceiling Tiles Replace worn and stained ceiling tiles on campus in E215, E222, E221, C hallway, D hallway, Music, and Building A 4000 sq ft of track and tile replacement @ 10 sq ft	40,000	
02-7090-505050-580900060	Carpeting/Flooring- approx 7500 sq ft. Replace worn carpeting and tiles on campus including Sage A208 thru A210, Bwing Music Area, faculty offices, and ArtPBF - carpet for A 210 Suite (CTL & CCR) confirmed budget for FY23 Carpeting/Flooring- approx 7500 sq ft. Replace worn carpeting and tiles on campus including Sage A208 thru A210, B Building Music Area, faculty offices, and ArtPBF - carpet for A 210 Suite (CTL & CCR) confirmed budget for FY23 Carpet for A 210 Suite (CTL & CCR) confirmed budget for FY23 @ 29,664 Carpet for A 210 Suite (CTL & CCR) confirmed budget for FY23 @ 29,664	150,000	
02-7090-505050-580900060	A300 Floor furniture admin and 2 offices, Paint and Carpet	70,000	
02-7090-505050-580900060	Public Meeting Room- Furniture, Paint, Carpet	50,000	
02-7090-505050-580900060	PBF-2 HVAC projects from TRANE for controls: #1. \$275,000.00- replace FPB/VAV boxes (59) AND BAS #2. \$235,521.00 Retro fit all VAV boxes (45) in E building Will apply for a grant in April for one of these, otherwise add to budget the 3-5 year plan.	275,000	
02-7090-505050-580900060	A117 Mac Lab furniture, Paint and Carpet	40,000	
			862,000
TOTAL OPERATION & MAINTENANCE OF PLANT CAPITAL OUTLAY			912,000
TOTAL OPERATIONS AND MAINTENANCE FUND CAPITAL OUTLAY			912,000

Institutional Support

03-8020-501030-580900000	Ring Road \$937,500.00 CDB Initial Match \$140,625.00 CDB 15% COVID Escalation 75% \$312,500.00 MCC Initial Match \$46,875.00 MCC 15% COVID Escalation 25%	1,437,500
03-8020-501030-580100000	2nd payment for Woodstock University Center	300,000
03-8020-501030-580900010	University Center	4,924,353
03-8020-501030-580900000	Lights, Radio-CLC Lots, Driveways \$900,000.00 CDB Initial Match 75% \$300,000.00 MCC Initial Match 25%	1,200,000
		7,861,853
03-8020-501054-580500000	Estimated lease accounting procedural entry	1,000,000
		1,000,000
03-8060-501060-580300000	CATI Building Project \$15,761,499.75 CDB Initial Match 75% \$2,399,612.25 CDB 2nd Match 75% \$3,298,708 CDB 3rd Match 100% \$5,253,833.25 MCC Initial Match 25% \$834,867.00 MCC-2yrs lost RAMP escalation 100% \$799,870.75 MCC 2nd Match 25% \$1,300,000.00 MCC Connecting Link \$21,192.50 MCC Art In Architecture Increase \$517.70 Budget variance	29,670,101
03-8060-501060-580600000	CATI Equipment Budget \$1,693,100.00 Grant AMC 06-1030-904170 \$378,539.00 Equipment # 1 Advance McHenry County Match \$300,000.00 FY2023 additional transfer for equipment or building \$1,057,406 from Fund balance due to Rep Foster Grant \$1,233,436.00 Net CASH Available From Fund 03	2,969,381
		32,639,482
TOTAL INSTITUTIONAL SUPPORT CAPITAL OUTLAY		41,501,335
TOTAL OPERATIONS AND MAINTENANCE RESTRICTED FUND CAPITAL OUTLAY		41,501,335

Student Services

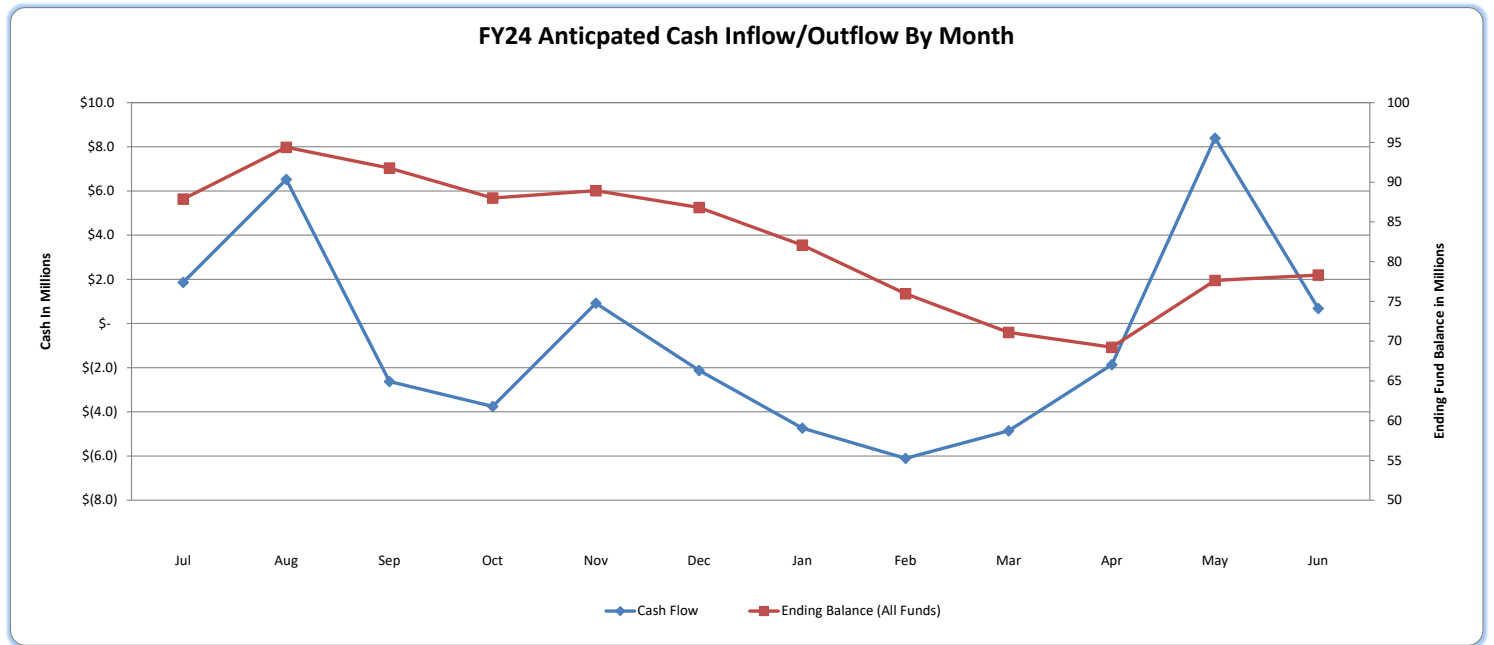
06-3040-901026-580600000	Perkins equipment budget for instruction	170,000	
			170,000
06-3080-904147-580900060	Total 5 year budget=\$461K, inception to date Actuals=\$313K	50,000	
06-3080-904147-580600000	There have been no actuals in equipment in prior years	86,000	
			136,000
TOTAL STUDENT SERVICES CAPITAL OUTLAY			306,000
TOTAL RESTRICTED PURPOSES FUND CAPITAL OUTLAY			306,000

Cash Flow Budget

This page left blank intentionally

FY24 Estimated Cash Flow

Beginning Balance (All Funds)		85,998,472	87,863,451	94,390,079	91,765,817	88,009,637	88,926,409	86,806,774	82,068,581	75,963,929	71,103,373	69,240,389	77,634,817	85,998,472
Cat	Category Description	Jul	Aug	Sep	Oct	Nov	Dec	Jan	Feb	Mar	Apr	May	Jun	Total
41	Local Governmental Sources	1,768,689	11,791,262	589,563	294,782	-	-	-	-	-	1,768,689	12,970,388	294,782	29,478,154
42	State Governmental Sources	4,654,303	2,148,140	2,864,187	2,148,140	5,012,327	3,222,210	1,790,117	1,432,093	2,148,140	2,506,163	2,506,163	5,370,350	35,802,334
43	Federal Governmental Sources	1,124,394	518,951	691,935	518,951	1,210,885	778,426	432,459	345,967	518,951	605,443	605,443	1,297,377	8,649,182
44	Student Tuition & Fees	2,080,922	960,425	1,280,567	960,425	2,240,993	1,440,638	800,355	640,284	960,425	1,120,496	1,120,496	2,401,064	16,007,091
45	Sales & Service Fees	453,793	209,443	279,257	209,443	488,700	314,164	174,536	139,628	209,443	244,350	244,350	523,607	3,490,712
46	Facilities Revenue	3,664	3,664	3,664	3,664	3,664	3,664	3,664	3,664	3,664	3,664	3,664	3,664	43,966
47	Investment Revenue	38,364	38,364	38,364	38,364	38,364	38,364	38,364	38,364	38,364	38,364	38,364	38,364	460,368
48	Nongovernmental Gifts, Scholarships, Grants & Bequests	639,340	295,080	393,440	295,080	688,520	442,620	245,900	196,720	295,080	344,260	344,260	737,700	4,918,000
49	Other Revenue	3,009,517	3,009,517	3,009,517	3,009,517	3,009,517	3,009,517	3,009,517	3,009,517	3,009,517	3,009,517	3,009,517	3,009,517	36,114,198
	Net Cash Inflow	13,772,985	18,974,845	9,150,493	7,478,365	12,692,969	9,249,603	6,494,910	5,806,237	7,183,583	9,640,946	20,842,644	13,676,424	134,964,005
51	Salaries	2,661,466	2,788,203	2,788,203	2,661,466	2,914,939	2,661,466	2,534,730	2,914,939	2,788,203	2,661,466	2,788,203	2,914,939	33,078,226
52	Employee Benefits	3,025,881	3,169,970	3,169,970	3,025,881	3,314,060	3,025,881	2,881,791	3,314,060	3,169,970	3,025,881	3,169,970	3,314,060	37,607,373
53	Contractual Services	652,087	782,504	456,461	326,044	326,044	391,252	456,461	391,252	586,878	456,461	782,504	912,922	6,520,870
54	General Materials & Supplies	694,835	833,802	486,385	347,418	347,418	416,901	486,385	416,901	625,352	486,385	833,802	972,769	6,948,350
55	Travel & Conference/Meeting	52,594	52,594	52,594	52,594	52,594	52,594	52,594	52,594	52,594	52,594	52,594	52,594	631,131
56	Fixed Charges	204,251	204,251	204,251	204,251	204,251	204,251	204,251	204,251	204,251	204,251	204,251	204,251	2,451,012
57	Utilities	99,905	99,905	99,905	99,905	99,905	99,905	99,905	99,905	99,905	99,905	99,905	99,905	1,198,863
58	Capital Outlay	3,613,428	3,613,428	3,613,428	3,613,428	3,613,428	3,613,428	3,613,428	3,613,428	3,613,428	3,613,428	3,613,428	3,613,428	43,361,140
59	Other Expenditures	895,225	895,225	895,225	895,225	895,225	895,225	895,225	895,225	895,225	895,225	895,225	895,225	10,742,698
60	Contingency	8,333	8,333	8,333	8,333	8,333	8,333	8,333	8,333	8,333	8,333	8,333	8,333	100,000
	Net Cash Outflow	11,908,006	12,448,216	11,774,755	11,234,545	11,776,197	11,369,237	11,233,103	11,910,889	12,044,140	11,503,929	12,448,216	12,988,427	142,639,663
	Net Cash (Out)/In Flow	1,864,979	6,526,629	(2,624,263)	(3,756,180)	916,772	(2,119,634)	(4,738,193)	(6,104,652)	(4,860,556)	(1,862,984)	8,394,428	687,997	(7,675,658)
	Ending Balance (All Funds)	87,863,451	94,390,079	91,765,817	88,009,637	88,926,409	86,806,774	82,068,581	75,963,929	71,103,373	69,240,389	77,634,817	78,322,814	78,322,814



This page left blank intentionally

Historical & Statistical Information

This page left blank intentionally

ENDING FUND BALANCE BY FUND-MCHENRY COUNTY COLLEGE

FY	01 Education Fund	02 Operations & Maintenance Fund	03 Operations & Maintenance (Restricted) Fund	04 Bond & Interest Fund	05 Auxilliary Enterprises Fund	06 Restricted Purposes Fund	07 Working Cash Fund	10 Trust & Agency Fund	11 Audit Fund	12 Liability Protection & Settlement Fund	All Funds	08 ⁽¹⁾ General Fixed Asset Fund	09 ⁽¹⁾ General Long- Debt Fund	17 ⁽¹⁾ OPEB Liability	Total Of All Funds
2008	14,376,767	1,275,072	4,610,581	-	310,800	51,681	2,804,810	-	283,234	3,756,219	27,469,164	34,084,319	(6,818,327)	-	54,735,156
2009	15,026,720	1,957,085	6,333,894	-	319,029	51,681	2,810,719	-	242,029	3,147,359	29,888,516	34,841,945	(15,571,153)	-	49,159,308
2010	18,102,114	3,654,494	7,964,902	-	811,640	51,681	2,811,516	-	151,727	2,271,676	35,819,750	34,024,483	(14,094,092)	-	55,750,141
2011	20,787,146	4,310,159	10,200,757	-	1,520,370	51,681	2,814,249	-	64,912	1,283,763	41,033,037	34,437,939	(12,607,632)	-	62,863,344
2012	19,374,545	5,547,232	13,046,400	-	1,853,907	72,063	2,817,154	-	(40,101)	320,836	42,992,036	37,068,468	(10,423,352)	-	69,637,152
2013	19,649,623	4,672,822	11,707,028	-	2,088,052	64,643	2,820,030	-	47,736	801,510	41,851,444	41,683,670	(8,208,905)	-	75,326,209
2014	18,387,214	5,715,263	10,896,967	-	1,912,834	60,260	2,821,100	-	62,702	678,115	40,534,455	47,924,544	(8,873,881)	-	79,585,118
2015	18,291,358	7,188,155	10,787,562	-	1,353,262	51,623	2,835,564	-	79,017	790,024	41,376,565	48,096,765	(7,681,992)	-	81,791,338
2016	16,869,224	7,589,495	10,747,947	-	947,291	42,263	2,861,877	-	86,998	862,425	40,007,520	48,027,123	(6,662,802)	-	81,371,841
2017	17,178,954	8,011,018	18,625,300	-	438,628	33,704	2,873,334	-	79,500	805,344	48,045,782	50,027,170	(15,223,183)	-	82,849,769
2018	18,354,274	8,975,643	7,466,552	(82,352)	225,811	23,178	2,881,170	-	75,367	736,571	38,656,214	63,381,587	(13,265,552)	(26,030,570)	62,741,679
2019	19,814,385	9,514,021	5,221,169	14,305	224,674	7,748	2,966,245	-	68,374	696,447	38,527,368	66,992,000	(12,262,958)	(27,495,528)	65,760,882
2020	22,245,549	6,863,766	5,541,186	124,439	8,597	483	3,048,914	390,048	60,664	593,619	38,877,265	71,696,118	(11,388,252)	(27,919,259)	71,265,872
2021	24,117,766	8,193,267	5,654,508	221,886	522,810	(4,525)	3,056,600	410,950	58,348	618,749	42,850,359	70,248,226	(10,700,905)	(27,928,385)	74,469,295
2022	25,093,593	5,779,438	7,914,874	334,743	167,528	(11,346)	3,010,717	403,874	52,685	635,329	43,381,435	73,557,934	(10,180,383)	(27,518,845)	79,240,141
2023*	25,563,199	5,786,438	8,706,101	443,504	119,077	(14,295)	3,033,493	421,200	48,973	602,799	44,710,488	73,855,415	(8,999,338)	(23,568,093)	85,998,472
MCC Average Fund Balance from 2008 through 2022															
	19,177,949	5,949,795	9,114,642	40,868	847,016	36,455	2,882,267	80,325	91,546	1,199,866	39,420,727	50,406,153	(10,930,891)	(27,343,436)	69,769,816
MCC Budgeted FY23 Estimated Ending Fund Balance															
	25,076,763	5,606,579	1,751,215	336,866	125,073	(4,525)	3,107,032	410,950	48,348	618,748	37,077,049	70,218,811	(10,700,904)	(29,428,383)	67,166,573
Difference Between the Average (FY08-FY22) Fund Balances and MCC Estimated FY23 Ending Fund Balance*															
	5,898,814	(343,216)	(7,363,427)		(721,943)	(40,980)	224,765	330,625	(43,198)	(581,118)	(2,343,678)	19,812,658	229,987		(2,603,243)
Most Current Available State Average FY2018 **															
	15,654,281	4,446,362	9,115,627	2,370,515	2,057,939	2,293,344	10,048,031		41,612	1,875,562	47,903,273				47,903,273
Difference Between the State Average Fund Balances and MCC Estimated FY23 Ending Fund Balances															
	9,422,482	1,160,217	(7,364,412)	(2,033,649)	(1,932,866)	(2,297,869)	(6,940,999)	410,950	6,736	(1,256,814)	(10,826,224)				

⁽¹⁾ Calculations exclude Fund 08, Fund 09 and Fund 17 for comparison purposes across the State

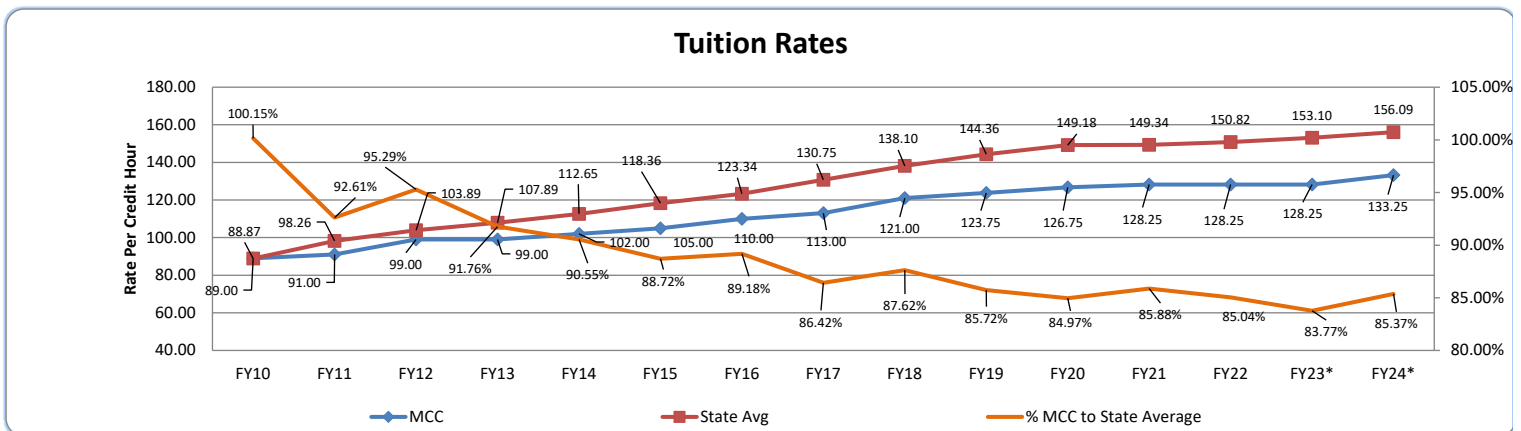
*Balances are estimated due to the fiscal year not being closed

**Most current data available for the State

**ILLINOIS COMMUNITY COLLEGE
TUITION AND FEE RATES
PER SEMESTER HOUR**

Dist.	College	FY10	FY11	FY12	FY13	FY14	FY15	FY16	FY17	FY18	FY19	FY20	FY21	FY22	FY23*	FY24*
501	Kaskaskia College	81.00	88.00	96.00	104.00	111.00	119.00	131.00	149.00	149.00	149.00	152.00	152.00	152.00	152.00	155.00
502	College of DuPage	116.00	129.00	132.00	136.00	140.00	144.00	135.00	135.00	135.00	136.00	138.00	138.00	138.00	140.00	140.00
503	Black Hawk College	89.50	94.50	98.50	107.50	115.00	120.00	135.00	147.00	149.00	149.00	149.00	149.00	149.00	164.00	164.00
504	Triton College	72.00	93.00	101.00	106.00	103.00	121.00	129.00	129.00	134.00	139.00	149.00	149.00	154.00	159.00	159.00
505	Parkland College	92.00	102.00	107.00	112.00	117.50	131.50	140.50	157.00	164.00	164.00	171.00	171.00	171.00	171.00	178.50
506	Sauk Valley Community College	89.00	99.00	99.00	101.00	103.00	107.00	111.00	120.00	134.00	139.00	151.00	146.00	155.00	159.00	163.00
507	Danville Area Community College	91.00	101.00	107.00	110.00	120.00	125.00	115.00	125.00	135.00	155.00	165.00	160.00	170.00	175.00	180.00
508	City Colleges of Chicago	91.50	100.33	102.33	102.33	102.33	102.33	116.86	116.86	146.00	146.00	146.00	146.00	146.00	146.00	146.00
509	Elgin Community College	91.00	91.00	99.00	105.00	109.00	114.00	119.00	125.00	129.00	132.00	132.00	132.00	132.00	132.00	132.00
510	South Suburban College	103.75	115.75	125.75	125.75	137.75	137.75	135.00	135.00	145.00	169.75	169.75	169.75	169.75	169.75	169.75
511	Rock Valley College	74.00	80.00	93.00	93.00	97.00	101.00	101.00	110.00	125.00	125.00	130.00	130.00	132.00	132.00	137.00
512	Harper College	104.00	112.50	118.50	122.50	124.50	126.25	135.25	135.25	141.00	148.75	152.50	152.50	152.50	152.50	154.50
513	Illinois Valley Community College	69.75	75.75	83.52	91.77	101.00	111.00	111.60	116.60	122.60	133.00	133.00	133.00	133.00	133.00	139.60
514	Illinois Central College	87.00	93.00	102.00	106.50	115.00	125.00	135.00	140.00	143.00	150.00	150.00	155.00	155.00	155.00	160.00
515	Prairie State College	92.00	97.00	104.00	116.00	124.00	140.50	159.00	171.00	174.00	174.00	174.00	174.00	174.00	174.00	174.00
516	Waubesa Community College	90.00	98.00	100.00	102.00	105.00	112.00	118.00	126.00	134.00	136.00	140.00	140.00	140.00	140.00	143.00
517	Lake Land College	84.80	92.80	95.80	100.80	107.80	115.30	115.30	126.30	133.00	137.00	137.67	142.67	142.67	132.17	142.17
518	Carl Sandburg College	131.00	134.50	138.00	138.00	140.00	145.00	150.00	155.00	160.00	165.00	186.00	170.00	175.00	175.00	175.00
519	Highland Community College	91.00	103.00	108.00	114.00	131.00	118.00	123.00	129.00	141.00	173.00	178.00	186.00	186.00	191.00	194.00
520	Kankakee Community College	84.00	99.00	107.00	113.00	117.00	125.00	135.00	142.00	147.00	154.00	165.00	165.00	165.00	165.00	168.00
521	Rend Lake College	79.00	88.00	96.00	96.00	95.00	100.00	110.00	125.00	125.00	130.00	135.00	135.00	135.00	150.00	150.00
522	Southwestern Illinois College	85.00	93.00	99.00	104.00	108.00	111.00	114.00	114.00	122.00	122.00	122.00	122.00	122.00	122.00	122.00
523	Kishwaukee College	83.00	89.00	98.00	100.00	112.00	125.00	131.00	141.00	142.00	159.00	164.00	164.00	164.00	164.00	164.00
524	Moraine Valley Community College	92.00	100.00	108.00	121.00	126.00	131.00	133.00	139.00	142.00	145.00	151.00	151.00	153.00	156.00	159.00
525	Joliet Junior College	93.00	103.00	103.00	107.00	107.00	115.00	115.00	125.00	144.00	146.00	148.00	148.00	148.00	151.00	151.00
526	Lincoln Land Community College	90.00	94.00	100.50	107.00	110.00	114.50	121.00	126.00	132.00	140.50	144.00	144.00	150.50	153.00	153.00
527	Morton College	80.00	99.00	99.00	99.00	99.00	110.50	114.50	121.00	128.00	136.00	148.00	148.00	148.00	148.00	152.00
528	McHenry County College	89.00	91.00	99.00	99.00	102.00	105.00	110.00	113.00	121.00	123.75	126.75	128.25	128.25	128.25	133.25
529	Illinois Eastern Community College	67.00	86.00	86.00	89.00	92.00	92.00	98.00	108.00	115.00	120.00	132.00	132.00	132.00	132.00	137.00
530	John A. Logan College	76.00	84.00	92.00	92.00	97.00	99.00	109.00	109.00	115.00	120.00	130.00	130.00	138.00	145.00	145.00
531	Shawnee Community College	77.00	87.00	92.00	92.00	95.00	95.00	99.00	109.00	115.00	125.00	140.00	140.00	140.00	140.00	155.00
532	College of Lake County	95.00	106.00	109.00	112.00	112.00	121.00	129.00	135.00	138.00	141.00	144.00	147.00	147.00	150.00	150.00
533	Southeastern Illinois College	79.00	87.00	92.00	92.00	95.00	97.00	99.00	113.00	126.00	130.00	134.00	136.00	136.00	142.00	144.00
534	Spoon River College	89.00	100.00	103.00	113.00	125.00	135.00	140.00	150.00	160.00	165.00	170.00	170.00	174.00	183.00	193.00
535	Oakton Community College	88.60	91.00	91.00	93.75	100.34	108.25	111.25	123.25	136.25	141.25	138.25	141.25	141.25	141.25	141.25
536	Lewis & Clark Community College	94.00	104.00	110.00	114.00	118.00	121.00	128.00	128.00	143.00	148.00	148.00	148.00	148.00	148.00	148.00
537	Richland Community College	83.00	89.00	96.00	101.00	107.00	114.00	114.00	129.00	133.00	147.00	153.00	153.00	153.00	153.00	153.00
539	John Wood Community College	107.00	127.00	130.00	133.00	133.00	142.00	142.00	157.00	160.00	163.00	163.00	163.00	163.00	170.00	170.00
540	Heartland Community College	95.00	115.00	131.00	136.00	139.00	139.00	142.00	144.00	148.00	153.00	158.00	163.00	169.00	172.00	180.00

State Average **88.87** **98.26** **103.89** **107.89** **112.65** **118.36** **123.34** **130.75** **138.10** **144.36** **149.18** **149.34** **150.82** **153.10** **153.10** **156.09**

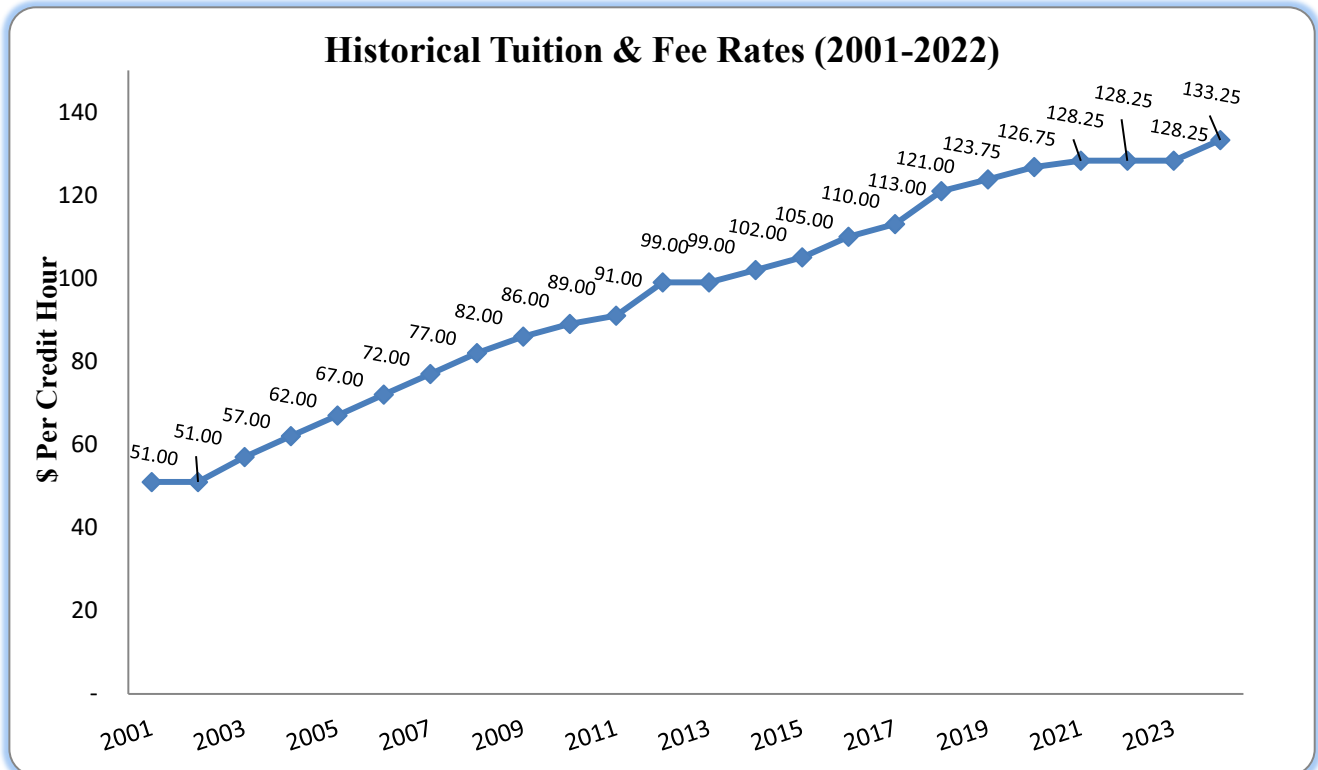


** numbers have not been officially verified for all colleges or ICCB as of this printing*

**McHENRY COUNTY COLLEGE
COMMUNITY COLLEGE DISTRICT NUMBER 528**

**HISTORY OF TUITION AND FEE RATES
FY2001 thru FY2024**

<u>Fiscal Year</u>	<u>Tuition</u>	<u>Technology</u>	<u>Total</u>	<u>% Change</u>
2001	46.00	5.00	51.00	8.5%
2002	46.00	5.00	51.00	0.0%
2003	49.00	8.00	57.00	11.8%
2004	53.00	9.00	62.00	8.8%
2005	58.00	9.00	67.00	8.1%
2006	63.00	9.00	72.00	7.5%
2007	68.00	9.00	77.00	6.9%
2008	73.00	9.00	82.00	6.5%
2009	77.00	9.00	86.00	4.9%
2010	80.00	9.00	89.00	3.5%
2011	82.00	9.00	91.00	2.2%
2012	90.00	9.00	99.00	8.8%
2013	90.00	9.00	99.00	0.0%
2014	93.00	9.00	102.00	3.0%
2015	96.00	9.00	105.00	2.9%
2016	101.00	9.00	110.00	4.8%
2017	104.00	9.00	113.00	2.7%
2018	104.00	17.00	121.00	7.1%
2019	107.00	16.75	123.75	2.3%
2020	110.00	16.75	126.75	2.4%
2021	111.50	16.75	128.25	1.2%
2022	111.50	16.75	128.25	0.0%
2023	111.50	16.75	128.25	0.0%
2024	116.50	16.75	133.25	3.9%



**McHENRY COUNTY COLLEGE
COMMUNITY COLLEGE DISTRICT NUMBER 528**

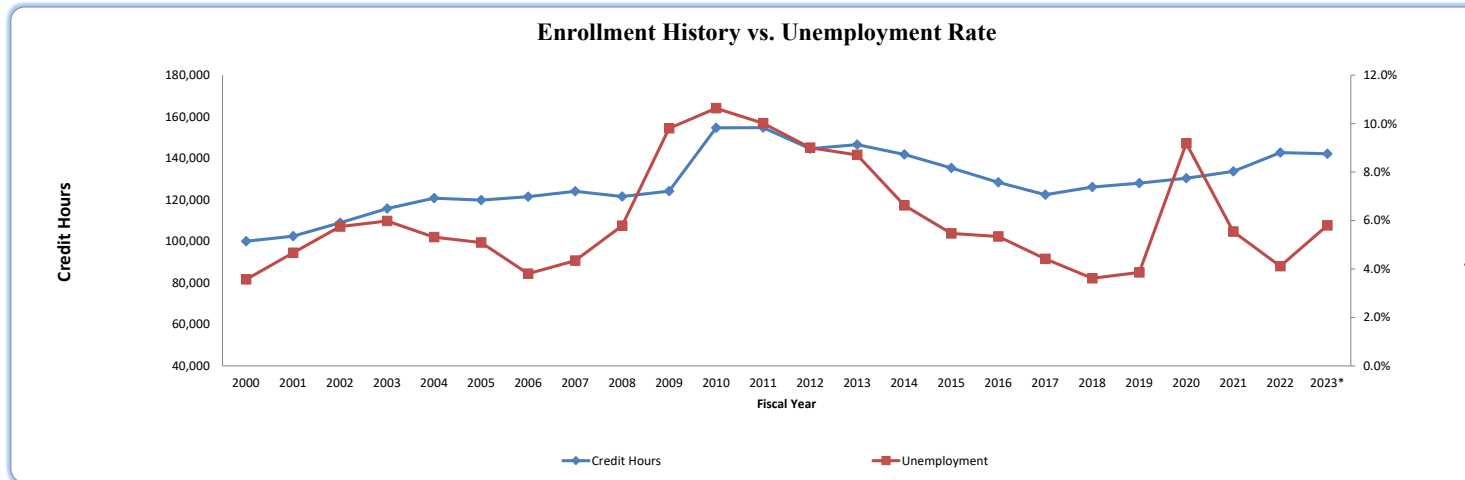
**ENROLLMENT HISTORY vs. McHENRY COUNTY UNEMPLOYMENT RATE
FY2000 thru FY2023***

Fiscal Year	Credit Hours**	Percent Change	Summer Enrollment		Fall Enrollment		Spring Enrollment		Unemployment***
			Headcount	FTE	Headcount	FTE	Headcount	FTE	
2000	100,033	21.9%	3,394	797	6,393	2,975	6,547	2,897	3.6%
2001	102,502	2.5%	3,538	805	6,816	3,063	6,778	2,965	4.7%
2002	108,926	6.3%	3,797	872	6,958	3,213	6,926	3,176	5.8%
2003	115,741	6.3%	3,895	973	7,112	3,421	6,939	3,323	6.0%
2004	120,788	4.4%	3,984	1,026	7,110	3,606	6,916	3,421	5.3%
2005	119,872	-0.8%	3,883	1,038	6,991	3,574	6,689	3,366	5.1%
2006	121,521	1.4%	3,914	1,000	6,926	3,601	6,880	3,500	3.8%
2007	124,079	2.1%	3,854	1,009	6,792	3,651	6,598	3,613	4.3%
2008	121,574	-2.0%	3,710	1,600	6,510	3,600	6,539	3,584	5.8%
2009	124,189	2.2%	3,475	1,660	6,585	3,698	6,514	3,671	9.8%
2010	154,620	28.04%	3,782	2,977	7,555	4,678	7,551	4,571	10.6%
2011	154,737	0.1%	3,982	1,163	7,853	4,693	7,610	4,458	10.0%
2012	144,578	-6.6%	3,935	1,178	7,465	4,327	7,189	4,146	9.0%
2013	146,581	1.4%	3,816	1,078	6,976	4,320	7,492	4,347	8.7%
2014	141,828	-3.2%	3,692	1,078	7,332	4,327	6,948	4,020	6.6%
2015	135,345	-4.6%	3,358	1,001	7,307	4,033	6,973	3,988	5.5%
2016	128,393	-5.1%	3,172	914	6,821	3,888	6,919	3,756	5.3%
2017	122,406	-4.7%	3,125	891	6,696	3,726	6,711	3,543	4.4%
2018	126,130	3.0%	2,829	825	7,160	3,860	7,240	3,724	3.6%
2019	128,048	1.5%	2,998	879	7,283	3,877	7,306	3,780	3.9%
2020	130,345	1.8%	2,640	800	7,608	3,959	7,943	3,931	9.2%
2021	133,651	2.5%	2,968	863	8,018	4,079	8,186	3,968	5.5%
2022	142,695	6.8%	3,188	962	9,046	4,350	9,053	4,012	4.1%
2023*	142,150	-0.4%	2,946	990	7,776	4,334	7,875	4,174	5.8%*

* Forecasted Estimate

** Source A1 Report from Institutional Research

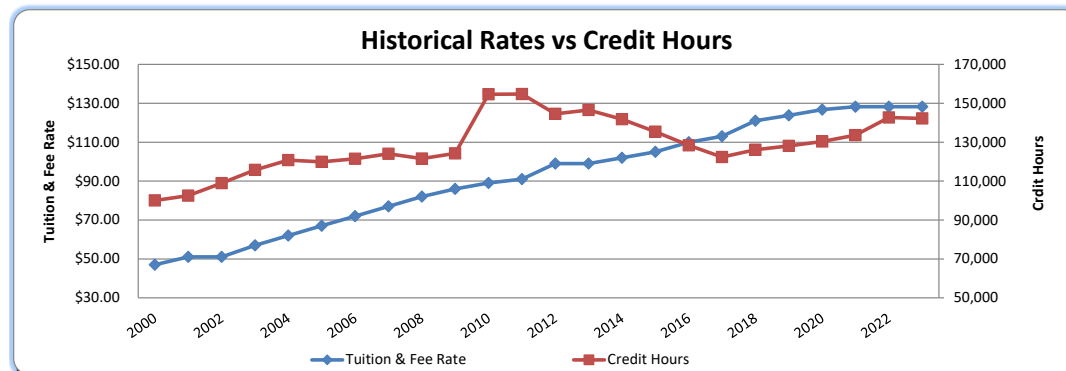
*** Source: Bureau of Labor Statistics



**McHENRY COUNTY COLLEGE
COMMUNITY COLLEGE DISTRICT NUMBER 528**

**Historical Tuition & Fee Rate, Credit Hours, And Elasticity of Demand
FY2001 thru FY2023***

Fiscal Year	Tuition	Technology/Infrastructure	Tuition & Fee Rate	Credit Hours	E _d
1998	\$ 40.00	\$ -	\$ 40.00	80,486	
1999	\$ 42.00	\$ 3.00	\$ 45.00	82,091	0.16 = RI
2000	\$ 44.00	\$ 3.00	\$ 47.00	100,033	4.92 = RI
2001	\$ 46.00	\$ 5.00	\$ 51.00	102,502	0.29 = RI
2002	\$ 46.00	\$ 5.00	\$ 51.00	108,926	0.00 = RI
2003	\$ 49.00	\$ 8.00	\$ 57.00	115,741	0.53 = RI
2004	\$ 53.00	\$ 9.00	\$ 62.00	120,788	0.50 = RI
2005	\$ 58.00	\$ 9.00	\$ 67.00	119,872	-0.09 = RI
2006	\$ 63.00	\$ 9.00	\$ 72.00	121,521	0.18 = RI
2007	\$ 68.00	\$ 9.00	\$ 77.00	124,079	0.30 = RI
2008	\$ 73.00	\$ 9.00	\$ 82.00	121,574	-0.31 = RI
2009	\$ 77.00	\$ 9.00	\$ 86.00	124,189	0.44 = RI
2010	\$ 80.00	\$ 9.00	\$ 89.00	154,620	7.02 = RI
2011	\$ 82.00	\$ 9.00	\$ 91.00	154,737	0.03 = RI
2012	\$ 90.00	\$ 9.00	\$ 99.00	144,578	-0.75 = RI
2013	\$ 90.00	\$ 9.00	\$ 99.00	146,581	0.00 = RI
2014	\$ 93.00	\$ 9.00	\$ 102.00	141,828	-1.07 = RE
2015	\$ 96.00	\$ 9.00	\$ 105.00	135,345	-1.55 = RE
2016	\$ 101.00	\$ 9.00	\$ 110.00	128,393	-1.08 = RE
2017	\$ 104.00	\$ 9.00	\$ 113.00	122,406	-1.71 = RE
2018	\$ 104.00	\$ 17.00	\$ 121.00	126,130	0.43 = RI
2019	\$ 107.00	\$ 16.75	\$ 123.75	128,048	0.67 = RI
2020	\$ 110.00	\$ 16.75	\$ 126.75	130,345	0.74 = RI
2021	\$ 111.50	\$ 16.75	\$ 128.25	133,651	2.14 = RI
2022	\$ 111.50	\$ 16.75	\$ 128.25	142,695	0.00 = RI
2023*	\$ 111.50	\$ 16.75	\$ 128.25	142,150	0.00 = RI

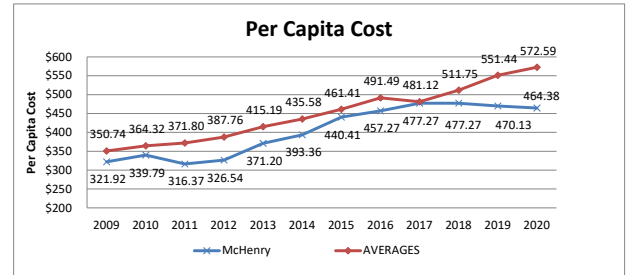


Relatively inelastic (RI): when the percentage change in quantity demanded is *less than* the percentage change in price (so that $E_d > -1$);
Unit elasticity demand (UE): when the percentage change in quantity demanded is *equal to* the percentage change in price (so that $E_d = -1$);
Relatively elastic (RE): when the percentage change in quantity demanded is greater than the percentage change in price (so that $E_d < -1$)

*Enrollment Credit Hours Forecasted

Illinois Community College Board
 Table IV-8
 PER CAPITA COSTS, CHARGEBACK RATES, AND STUDENT TUITION AND
 FEE RATES AT ILLINOIS PUBLIC COMMUNITY COLLEGE DISTRICTS

Dist. No.	District	Fiscal Year														Rank
		2009	2010	2011	2012	2013	2014	2015	2016	2017	2018	2019	2020	2021*	2022*	
		Per Capita Costs a)	Per Capita Costs a)	Per Capita Costs a)	Per Capita Costs a)	Per Capita Costs a)	Per Capita Costs a)	Per Capita Costs a)	Per Capita Costs a)	Per Capita Costs a)	Per Capita Costs a)	Per Capita Costs a)	Per Capita Costs a)	Per Capita Costs a)	Per Capita Costs a)	
501	Kaskaskia	286.89	308.13	354.60	389.23	441.36	407.93	423.86	442.28	447.37	444.47	519.55	533.11	544.89	37	
502	DuPage	370.09	386.42	366.64	420.70	491.50	485.69	484.03	446.43	439.08	470.81	496.17	521.94	663.64	27	
503	Black Hawk	379.68	388.69	405.19	417.67	472.82	434.46	452.48	444.09	468.34	451.47	470.73	491.66	622.51	33	
504	Triton	254.43	265.45	285.79	298.71	331.66	342.15	429.24	505.22	505.22	476.52	525.61	485.43	729.88	21	
505	Parkland	396.46	410.24	420.15	434.65	467.42	489.58	513.05	535.30	529.49	588.73	624.95	641.71	838.58	8	
506	Sauk Valley	395.90	404.39	390.57	423.89	453.14	480.30	480.26	479.63	450.75	494.17	526.60	561.16	939.39	4	
507	Danville	373.69	394.03	373.23	382.11	419.84	434.32	456.28	509.55	491.25	552.82	562.29	593.63	796.64	10	
508	Chicago	301.55	251.70	*	368.88	233.84	249.71	246.42	426.49	388.26	462.17	487.74	518.37	620.79	34	
509	Elgin	442.65	436.49	445.27	472.54	480.93	497.79	538.41	518.93	463.83	526.05	544.26	559.99	744.09	17	
510	South Suburban	389.80	409.28	376.59	426.02	461.72	547.84	595.81	656.12	700.42	831.46	716.36	749.45	968.93	3	
511	Rock Valley	368.46	372.65	372.57	412.25	387.42	390.78	410.54	384.58	408.73	381.85	430.98	433.81	541.50	38	
512	Harper	407.28	431.07	425.85	435.87	461.28	475.87	527.03	549.39	542.65	557.19	606.79	659.02	735.79	20	
513	Illinois Valley	328.68	322.98	335.99	341.98	388.05	409.97	427.51	476.27	453.29	461.02	472.28	553.22	647.25	29	
514	Illinois Central	409.55	391.34	435.65	475.03	482.67	464.76	518.47	646.99	562.17	661.01	697.02	740.69	919.28	5	
515	Prairie State	409.01	405.34	426.69	429.02	467.17	497.62	508.79	597.89	484.13	666.19	547.90	612.80	842.20	7	
516	Waubensee	327.01	329.27	343.70	364.40	360.74	363.95	374.49	400.75	428.91	428.91	468.32	479.91	557.26	36	
517	Lake Land	290.20	286.07	291.07	305.16	295.39	299.93	301.30	363.72	353.42	412.08	442.76	463.98	885.65	6	
518	Sandburg	558.97	634.20	536.18	534.13	576.27	585.95	612.83	736.80	579.26	631.35	830.02	877.46	1,045.00	2	
519	Highland	396.75	422.85	401.57	444.13	479.84	503.27	524.62	578.49	557.35	594.37	625.81	661.93	1,082.53	1	
520	Kankakee	303.69	312.84	332.01	371.43	353.33	409.88	455.60	553.60	519.42	592.08	624.37	687.01	813.62	9	
521	Rend Lake	339.16	360.71	372.32	377.53	406.84	419.41	451.78	493.87	479.10	503.67	557.01	590.16	749.15	14	
522	Southwestern	294.66	352.83	371.78	390.30	441.93	454.75	520.31	523.08	519.32	521.73	532.91	504.00	623.00	32	
523	Kishwaukee	349.15	371.32	441.49	401.11	411.55	478.14	513.99	564.65	551.08	542.57	590.71	618.08	776.49	12	
524	Moraine Valley	298.93	295.19	311.57	330.79	344.24	374.86	413.94	434.03	431.82	472.55	520.42	529.42	792.65	11	
525	Joliet	306.11	323.25	355.03	338.84	365.12	391.92	436.75	492.89	460.98	525.29	550.64	549.00	707.26	23	
526	Lincoln Land	355.06	374.93	344.30	312.13	401.57	431.49	453.53	459.05	445.06	469.76	484.01	510.11	645.41	31	
527	Morton	343.46	343.27	369.38	301.71	316.87	357.51	359.81	412.78	429.34	456.80	488.70	489.85	688.58	24	
528	McHenry	321.92	339.79	316.37	326.54	371.20	393.36	440.41	457.27	477.27	477.27	470.13	464.38	474.54	478.94	39
529	Illinois Eastern	236.61	249.04	268.15	298.78	310.05	322.52	330.61	325.25	331.24	320.40	341.51	388.20	566.06	35	
530	Logan	262.58	279.00	277.91	288.22	314.86	321.01	400.08	405.65	383.08	383.08	447.78	552.94	744.87	16	
531	Shawnee	300.93	316.81	306.41	329.72	369.12	367.09	393.35	426.16	461.58	461.58	530.66	616.50	746.33	15	
532	Lake County	373.17	381.94	353.89	366.11	407.80	449.68	507.00	540.87	507.00	525.00	570.00	606.00	744.00	18	
533	Southeastern	316.78	328.18	354.67	394.47	427.68	457.32	442.97	477.34	465.36	512.49	733.14	570.59	718.16	22	
534	Spoon River	330.42	335.99	350.36	389.59	417.74	443.88	488.84	473.72	497.63	506.37	539.86	565.42	645.45	30	
535	Oakton	329.03	319.91	322.50	348.09	370.05	366.49	382.86	439.78	465.03	465.03	517.09	547.62	660.74	28	
536	Lewis & Clark	412.16	432.72	496.00	458.97	501.47	617.57	550.31	498.61	488.47	518.80	736.57	644.41	771.39	13	
537	Richland	423.36	443.77	415.42	484.45	528.87	574.25	593.55	625.85	630.77	630.77	584.36	620.43	740.14	19	
539	Wood	320.77	367.64	352.36	365.73	476.41	455.71	491.06	352.62	398.38	489.42	494.34	502.57	685.79	25	
540	Heartland	373.75	428.89	428.99	471.82	502.60	539.00	543.00	512.00	568.02	491.00	596.00	635.00	669.00	26	
	AVERAGES	350.74	364.32	371.80	387.76	415.19	435.58	461.41	491.49	481.12	511.75	551.44	572.59	735.60	478.94	39



The per capita cost shows the operating efficiency of the College' performance by looking at total operating expense and credit hours generated. The resulting number shows the operating cost of providing one credit hour of instruction.

MCC's cost per credit hour per student is consistently in the lower half of all colleges. For FY2021 MCC had the lowest per capita in the State

Student Portion Limited by State Statute

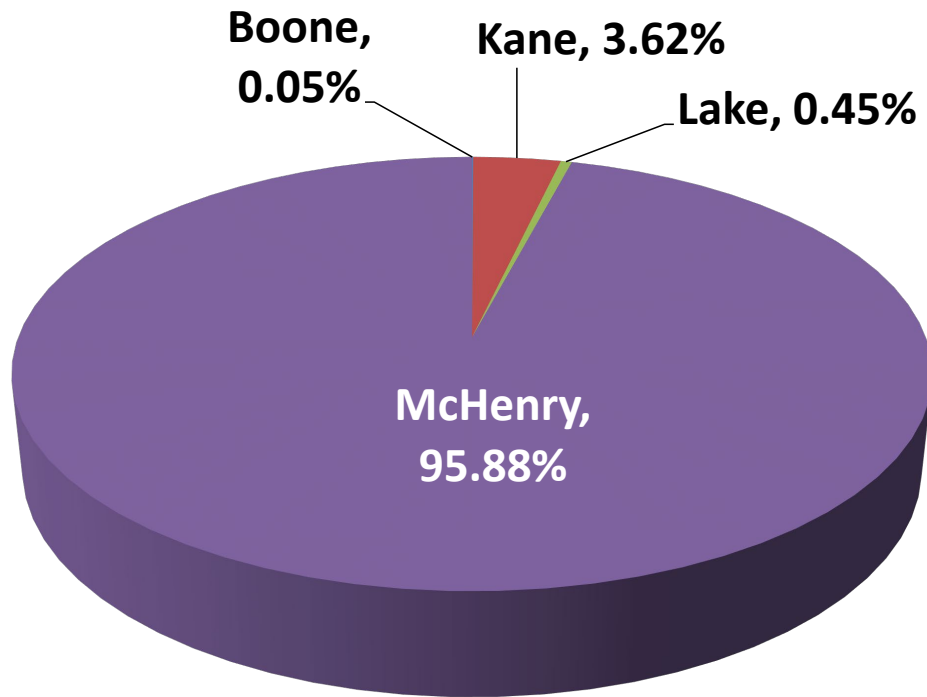
\$ 159.68 33% For Students is higher than the FY24 Tuition& Fees of \$133.25

SOURCE OF DATA: a) Certificate of Chargeback Reimbursement
 b) as certified by the President and CFO

*Statewide/individual data not available for this year at the time of printing

**McHenry County College
Community College District Number 528**

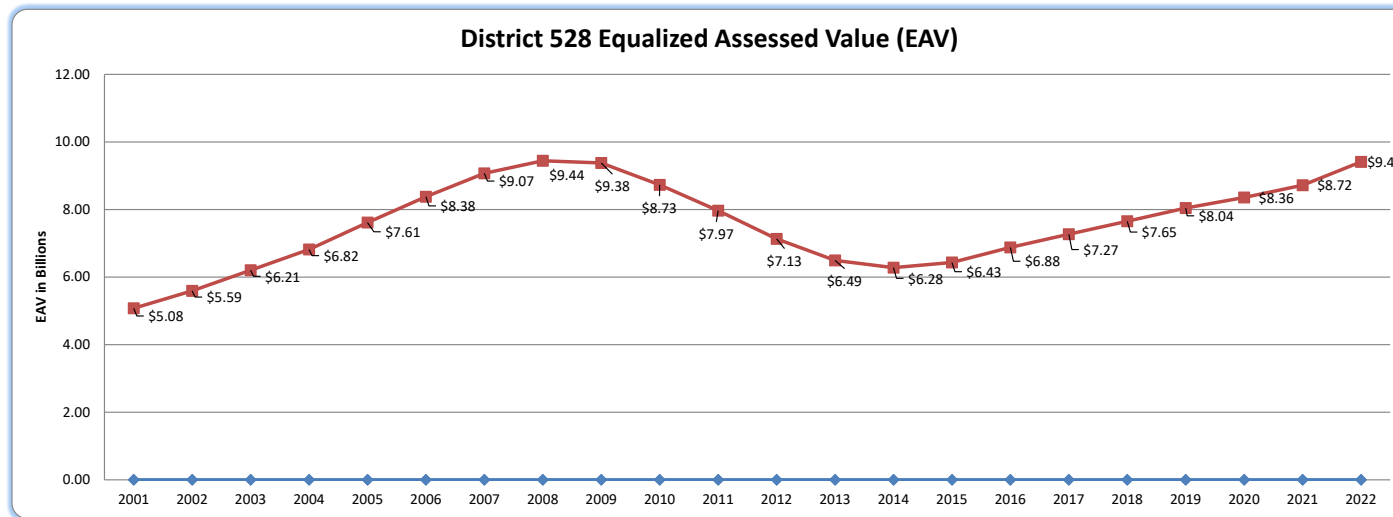
Estimated Equalized Assessed Value By County (Tax Year 2022)



**McHENRY COUNTY COLLEGE
COMMUNITY COLLEGE DISTRICT NUMBER 528
HISTORY OF ASSESSED VALUATION BY COUNTY
FY2001 thru FY2022***

Tax Levy	McHenry County EAV	Kane County EAV	Lake County EAV	Boone County EAV	Total EAV	% Change	PTELL Cap %	Dollar Change	Dollar Change Attributable to New Construction	Percent Change Attributable to New Construction
2001	4,990,327,795	66,184,539	16,891,933	2,912,595	5,076,316,862	8.48%	1.6%	396,935,590	227,278,846	4.9%
2002	5,492,137,490	77,209,095	18,751,514	2,889,526	5,590,987,625	10.14%	2.4%	514,670,763	252,953,214	5.0%
2003	6,076,741,342	104,221,973	21,528,692	2,863,941	6,205,355,948	10.99%	1.9%	614,368,323	275,310,469	4.9%
2004	6,650,934,973	137,364,542	25,947,240	2,870,051	6,817,116,806	9.86%	3.3%	611,760,858	308,508,589	5.0%
2005	7,414,364,834	165,520,005	31,495,855	3,056,189	7,614,436,883	11.70%	3.4%	797,320,077	309,976,106	4.5%
2006	8,153,570,390	183,311,833	40,087,663	3,246,909	8,380,216,795	10.06%	2.5%	765,779,912	289,104,331	3.5%
2007	8,800,717,398	221,112,372	44,440,185	3,526,043	9,069,795,998	8.23%	4.1%	689,579,203	243,180,063	2.7%
2008	9,133,680,149	254,008,464	51,347,750	3,788,968	9,442,825,331	4.11%	0.1%	373,029,333	167,908,116	1.7%
2009	9,051,763,075	271,240,063	51,759,284	3,728,988	9,378,491,410	-0.68%	2.7%	(64,333,921)	111,062,953	1.0%
2010	8,413,912,393	263,817,531	49,123,691	3,576,487	8,730,430,102	-6.91%	1.5%	(648,061,308)	49,486,285	0.3%
2011	7,671,879,914	246,530,390	44,804,431	3,404,273	7,966,619,008	-8.75%	3.0%	(763,811,094)	32,832,330	0.2%
2012	6,865,719,647	223,292,855	40,202,337	3,171,233	7,132,386,072	-10.47%	1.7%	(834,232,936)	35,454,939	0.2%
2013	6,251,575,722	201,014,154	38,539,067	3,071,620	6,494,200,563	-8.95%	1.5%	(638,185,509)	26,590,058	0.2%
2014	6,041,338,599	198,566,016	37,842,505	3,111,807	6,280,858,927	-3.29%	0.8%	(213,341,636)	39,886,063	0.4%
2015	6,178,560,032	213,872,603	37,190,472	3,151,607	6,432,774,714	2.42%	0.7%	151,915,787	41,309,053	0.5%
2016	6,584,946,024	252,663,636	37,331,727	3,308,548	6,878,249,935	6.93%	2.1%	445,475,221	48,354,221	0.6%
2017	6,957,624,248	270,109,164	38,745,539	3,308,548	7,269,787,499	5.69%	2.1%	391,537,564	42,742,493	0.4%
2018	7,333,522,216	274,596,594	39,569,937	3,502,321	7,651,191,068	5.25%	1.9%	381,403,569	35,143,002	0.3%
2019	7,697,854,815	296,986,460	42,387,485	3,954,116	8,041,182,876	5.10%	2.3%	389,991,808	37,314,715	0.3%
2020	8,006,641,165	303,058,698	42,829,953	3,954,116	8,356,483,932	3.92%	1.4%	315,301,056	46,252,685	0.4%
2021	8,361,594,529	312,098,931	42,796,269	4,369,712	8,720,859,441	4.36%	7.0%	364,375,509	59,634,402	0.5%
2022	9,021,592,840	340,703,877	42,796,269	4,369,712	9,409,462,698	7.90%	6.5%	688,603,257	86,588,905	0.8%

The Property Tax Extension Limitation Act was effective with the 1991 Tax Levy.

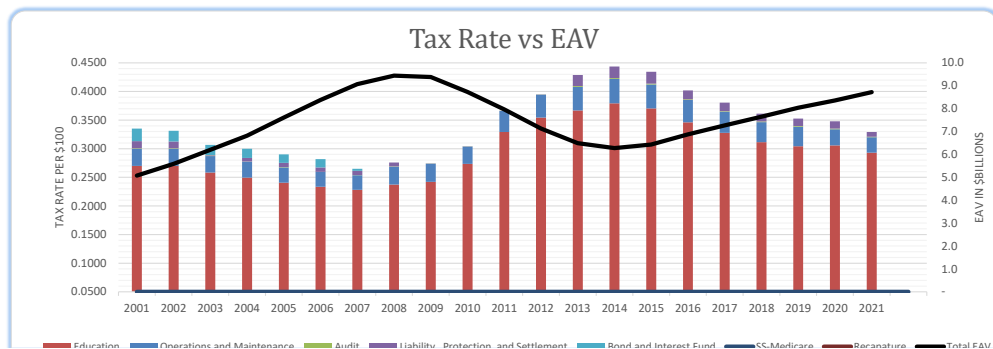


*Estimated

**McHENRY COUNTY COLLEGE
COMMUNITY COLLEGE DISTRICT NUMBER 528**

TAX RATE HISTORY

Year of Levy	Education Fund	Operations and Maintenance Fund	Audit Fund	Liability, Protection, and Settlement Fund	Social Security and Medicare Fund	Bond and Interest Fund	Prior Year Adj and Recapture	Sub-Total
1977	0.117000	0.029200	-	-	-	0.037700	-	0.1839
1978	0.120000	0.030000	-	-	-	0.034800	-	0.1848
1979	0.120000	0.030000	-	-	-	0.055400	-	0.2054
1980	0.119000	0.029800	-	-	-	0.047600	-	0.1964
1981	0.120000	0.030000	-	-	-	0.044000	-	0.1940
1982	0.120000	0.030000	-	-	-	0.043000	-	0.1930
1983	0.120000	0.030000	0.001200	0.004800	-	0.044000	-	0.2000
1984	0.120000	0.030000	0.001000	0.004800	-	0.047200	-	0.2030
1985	0.120000	0.030000	0.001000	0.007000	-	0.047000	-	0.2050
1986	0.118600	0.030000	0.001000	0.008100	-	0.043300	-	0.2010
1987	0.219400	0.030000	0.001100	0.010600	-	0.039900	-	0.3010
1988	0.213000	0.029000	0.001000	0.010000	-	0.040000	-	0.2930
1989	0.216600	0.029800	0.000700	0.010300	-	0.053100	-	0.3105
1990	0.220000	0.077500	0.000900	0.013100	-	0.048500	-	0.3600
1991	0.220000	0.059600	0.002000	0.018700	-	0.040300	-	0.3406
1992	0.217700	0.029700	0.002300	0.040600	-	0.066700	-	0.3570
1993	0.220000	0.030000	0.002200	0.029900	-	0.067900	-	0.3500
1994	0.220000	0.030000	0.002100	0.027200	-	0.066000	-	0.3453
1995	0.220000	0.030000	0.001500	0.024600	-	0.071200	-	0.3473
1996	0.218800	0.029900	0.001000	0.021800	-	0.070800	-	0.3423
1997	0.220000	0.030000	0.001300	0.014100	0.004600	0.076500	-	0.3465
1998	0.220000	0.030000	0.001100	0.013000	0.004000	0.074500	-	0.3426
1999	0.219900	0.030000	0.000800	0.013000	0.004400	0.072700	-	0.3408
2000	0.2700	0.0300	0.0008	0.0126	0.0050	0.0218	-	0.3402
2001	0.2700	0.0300	0.0008	0.0119	0.0055	0.0185	-	0.3367
2002	0.2700	0.0300	0.0008	0.0010	0.0054	0.0177	-	0.3249
2003	0.2585	0.0287	0.0004	0.0062	0.0032	0.0160	-	0.3130
2004	0.2496	0.0277	0.0004	0.0075	0.0031	0.0150	-	0.3033
2005	0.2407	0.0267	0.0002	0.0077	0.0037	0.0143	-	0.2933
2006	0.2335	0.0260	0.0005	0.0073	0.0033	0.0035	-	0.2741
2007	0.2281	0.0255	0.0006	0.0066	0.0026	-	-	0.2634
2008	0.2375	0.0311	0.0000	0.0000	0.0000	-	-	0.2686
2009	0.2422	0.0317	0.0000	0.0000	0.0000	-	-	0.2740
2010	0.2735	0.0304	0.0000	0.0000	0.0000	-	-	0.3039
2011	0.3294	0.0366	0.0000	0.0000	0.0000	-	-	0.3660
2012	0.3545	0.0399	0.0015	0.0192	0.0009	-	-	0.4160
2013	0.3669	0.0413	0.0016	0.0199	0.0009	-	-	0.4306
2014	0.3793	0.0427	0.0017	0.0206	0.0009	-	-	0.4452
2015	0.3704	0.0417	0.0012	0.0156	0.0058	-	-	0.4347
2016	0.3461	0.0390	0.0011	0.0146	0.0055	-	-	0.4063
2017	0.3278	0.0369	0.0010	0.0138	0.0052	-	-	0.3847
2018	0.3114	0.0351	0.0010	0.0131	0.0049	-	-	0.3655
2019	0.3043	0.0343	0.0009	0.0128	0.0047	-	-	0.3570
2020	0.3059	0.0282	0.0009	0.0083	0.0001	-	-	0.3434
2021	0.2932	0.0270	0.0086	0.0079	0.0001	-	0.0012	0.3380



Consumer Price Index - Urban
CPI-U FROM JAN 2000 THROUGH AUG 2023

	Jan	Feb	Mar	Apr	May	Jun	Jul	Aug	Sep	Oct	Nov	Dec	Dec to Dec
2000	168.80	169.80	171.20	171.30	171.50	172.40	172.80	172.80	173.70	174.00	174.10	174.00	3.4%
2001	175.10	175.80	176.20	176.90	177.70	178.00	177.50	177.50	178.30	177.70	177.40	176.70	1.6%
2002	177.10	177.80	178.80	179.80	179.80	179.90	180.10	180.70	181.00	181.30	181.30	180.90	2.4%
2003	181.70	183.10	184.20	183.80	183.50	183.70	183.90	184.60	185.20	185.00	184.50	184.30	1.9%
2004	185.20	186.20	187.40	188.00	189.10	189.70	189.40	189.50	189.90	190.90	191.00	190.30	3.3%
2005	190.70	191.80	193.30	194.60	194.40	194.50	195.40	196.40	198.80	199.20	197.60	196.80	3.4%
2006	198.30	198.70	199.80	201.50	202.50	202.90	203.50	203.90	202.90	201.80	201.50	201.80	2.5%
2007	202.42	203.50	205.35	206.69	207.95	208.35	208.30	207.92	208.49	208.94	210.18	210.04	4.1%
2008	211.08	211.69	213.53	214.82	216.63	218.82	219.96	219.09	218.78	216.57	212.43	210.23	0.1%
2009	211.14	212.19	212.71	213.24	213.86	215.69	215.35	215.83	215.97	216.18	216.33	215.95	2.7%
2010	216.69	216.74	217.63	218.01	218.18	217.97	218.01	218.31	218.44	218.71	218.80	219.18	1.5%
2011	220.22	221.31	223.47	224.91	225.96	225.72	225.92	226.55	226.89	226.42	226.23	225.67	3.0%
2012	226.67	227.66	229.39	230.09	229.82	229.48	229.10	230.38	231.41	231.32	230.22	229.60	1.7%
2013	230.28	232.17	232.77	232.53	232.95	233.50	233.60	233.88	234.15	233.55	233.07	233.05	1.5%
2014	233.92	234.78	236.29	237.07	237.90	238.34	238.25	237.85	238.03	237.43	236.15	234.81	0.8%
2015	233.71	234.72	236.12	236.60	237.81	238.64	238.65	238.32	237.95	237.84	237.34	236.53	0.7%
2016	236.92	237.11	238.13	239.26	240.23	241.02	240.63	240.85	241.43	241.73	241.35	241.43	2.1%
2017	242.84	243.60	243.80	244.52	244.73	244.96	244.79	245.52	246.82	246.66	246.67	246.52	2.1%
2018	247.87	248.99	249.55	250.55	251.59	251.99	252.01	252.15	252.44	252.89	252.04	251.23	1.9%
2019	251.71	252.78	254.20	255.55	256.09	256.14	256.57	256.56	256.76	257.35	257.21	256.97	2.3%
2020	257.97	258.68	258.12	256.39	256.39	257.80	259.10	259.92	260.28	260.39	260.23	260.47	1.4%
2021	261.58	263.01	264.88	267.05	269.20	271.70	273.00	273.57	274.31	276.59	277.95	278.80	7.0%
2022	281.15	283.72	287.50	267.05	269.20	271.70	273.00	296.17	296.81	298.01	297.71	296.80	6.5%
2023	299.17	300.84	301.84	303.36	304.13	305.11	305.69	307.03					0.0%

Means \$1.00 in 2000 is worth \$0.36 in 2023	63.70%
--	--------

Average Dec-Dec Change Since 2000	2.52%
-----------------------------------	-------

Average Annual Change Since 1913	3.23%
----------------------------------	-------

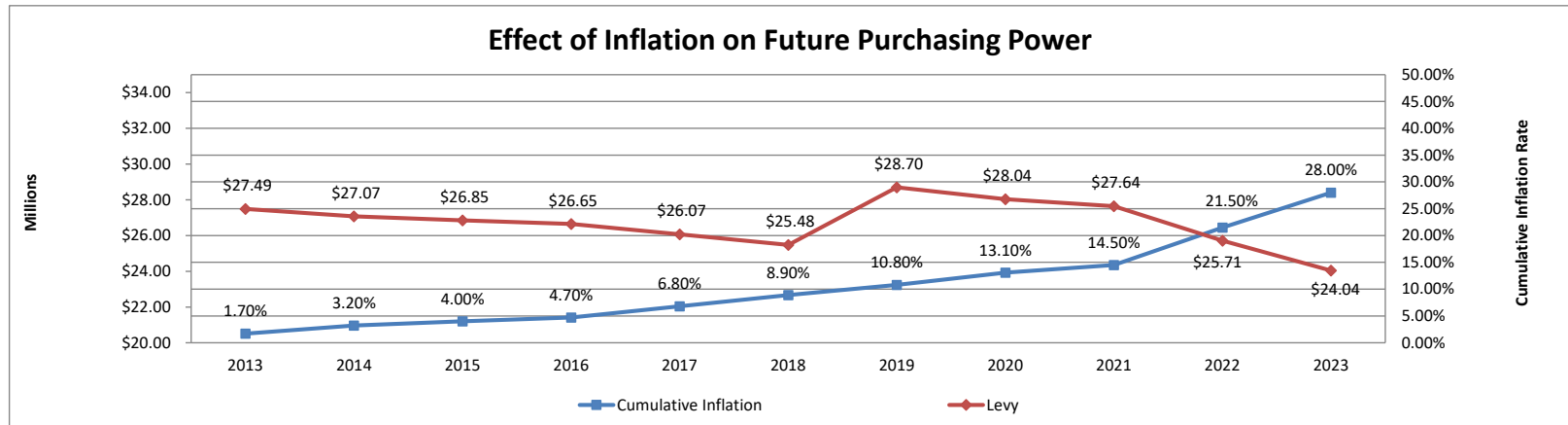
*Source: Bureau of Labor Statistics

RATE OF INFLATION AND ITS EFFECT ON PURCHASING POWER

Definition of 'Purchasing Power'

The value of a currency expressed in terms of the amount of goods or services that one unit of money can buy. Purchasing power is important because, all else being equal, inflation decreases the amount of goods or services you would be able to purchase.

Purchasing Power Effect*	Tax Base Year	CPI-U Tax Year (Dec to Dec Change)											2013-2023 Inflationary Effect	CPI-U (since 2000) Est 2023
	2012	2013	2014	2015	2016	2017	2018	2019	2020	2021	2022	2023		
Rate of Inflation	3.00%	1.70%	1.50%	0.80%	0.70%	2.10%	2.10%	1.90%	2.30%	1.40%	7.00%	6.50%	28.00%	2.52%
Extended Tax Levy	27,966,944	27,491,506	27,072,002	26,848,266	26,652,497	26,065,192	25,477,886	28,697,502	28,037,459	27,644,935	25,709,790	24,038,653	(5,481,521)	22,485,423



What this chart shows is the decline in the value of a dollar when adjusted for inflation. In this case, \$1.00 in 2012 would be worth \$0.2800 cents less in 2022 or \$0.72 cents. The 2.52% is the average Dec to Dec CPI-U change since 2000** and was used as the estimated rate of inflation in the outlying years.

The cumulative rate of inflation is estimated at 28% in eight years which reduces the 2012 purchasing power by \$5,481,521 (excludes new property growth).

*What this means is that \$27,966,944 in 2012 dollars will be worth (i.e. the value in terms of inflation adjusted figures) is worth \$22,485,423, as a result of inflation

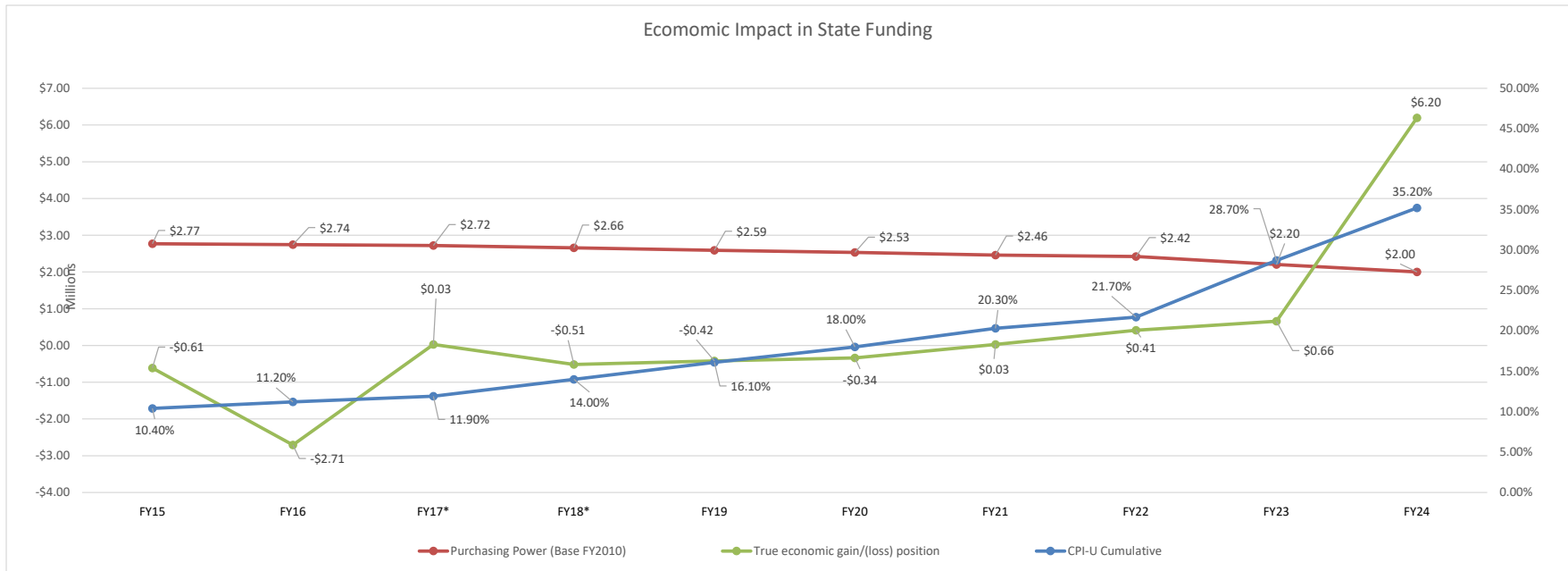
**Source: Bureau of Labor Statistics

(1) Assumes a no levy increase for tax year 2021

Table 5

MCC (ICCB) Funding Trend

	FY10	FY15	FY16	FY17*	FY18*	FY19	FY20	FY21	FY22	FY23	FY24	FY10 vs. FY24
Base Operating	2,772,621	2,727,255	841,645	3,097,225	2,868,730	2,953,580	3,103,580	3,514,950	3,947,160	4,365,858	5,494,152	2,721,531
Small College	-	-	-	-	-	-	-	-	-	-	-	-
Equalization	-	-	-	-	50,000	50,000	50,000	50,000	50,000	50,000	4,732,600	4,732,600
Student Success	213,865	-	-	-	-	-	-	-	-	-	-	(213,865)
Retirees Health Insurance	-	-	-	-	-	-	-	-	-	-	-	-
Workforce Development	53,447	-	-	-	-	-	-	-	-	-	-	(53,447)
P-16 Initiative	-	-	-	-	-	-	-	-	-	-	-	-
Funding Formula Impact	-	-	-	-	-	-	-	-	-	-	-	-
Avte/CTE	135,912	180,484	-	442,769	214,479	264,450	267,600	310,458	314,755	348,584	348,584	212,672
Veterans Grant	-	-	-	63,730	-	37,700	37,700	37,700	37,700	37,700	107,614	107,615
Additional	-	-	-	-	-	-	-	-	-	-	-	-
Total Appropriation	3,175,845	2,907,739	841,645	3,603,724	3,133,209	3,305,730	3,458,880	3,913,108	4,349,615	4,872,056	10,682,951	7,507,106
Annual Increase/(Decrease)	766,170	465,081	-2,066,094	2,762,079	-470,515	172,521	153,150	454,228	436,507	522,441	5,810,895	
Annual Percentage Change	31.80%	19.04%	-71.06%	328.18%	-13.06%	5.51%	4.63%	13.13%	11.15%	12.01%	119.27%	



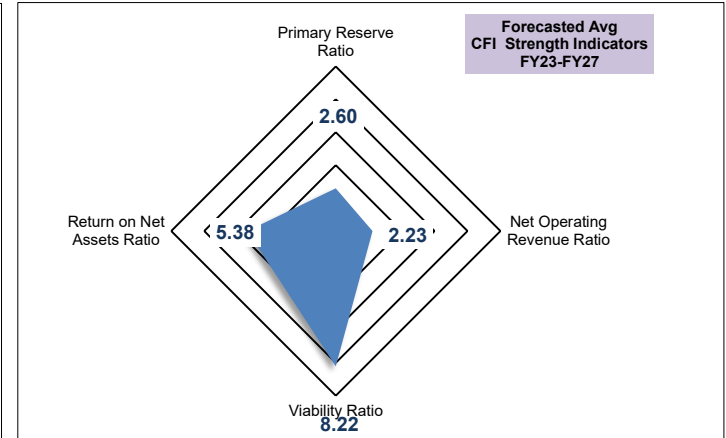
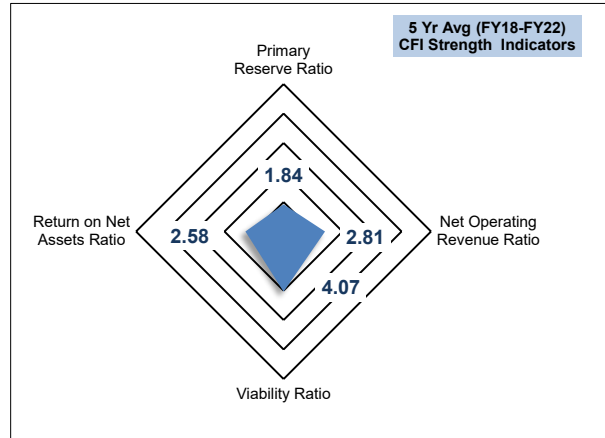
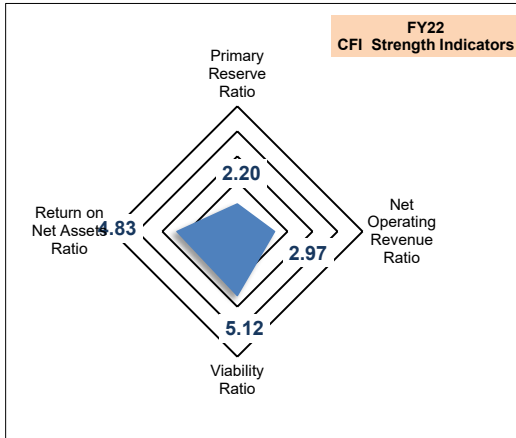
CPI-U (Dec-Dec)	Base Yr	1.50%	0.80%	0.70%	2.10%	2.10%	1.90%	2.30%	1.40%	7.00%	6.50%	
CPI-U Cumulative		10.40%	11.20%	11.90%	14.00%	16.10%	18.00%	20.30%	21.70%	28.70%	35.20%	
Purchasing Power (Base FY2010)		\$ 3,175,845	\$ 2,768,727	\$ 2,744,006	\$ 2,722,376	\$ 2,657,484	\$ 2,592,592	\$ 2,533,880	\$ 2,462,807	\$ 2,419,546	\$ 2,203,239	\$ 2,002,383
State Funding (Actual)			2,907,739	841,645	3,603,724	3,133,209	3,305,730	3,458,880	3,913,108	4,349,615	4,872,056	10,682,951
Change in funding			465,081	(2,066,094)	2,762,079	(470,515)	172,521	153,150	454,228	436,507	522,441	5,810,895
State Revenue if Funded at Inflation			3,519,816	3,547,975	3,572,811	3,647,840	3,724,444	3,795,209	3,882,499	3,936,854	4,212,433	4,486,242
True economic gain/(loss) position			(612,077)	(2,706,330)	30,913	(514,631)	(418,714)	(336,329)	30,609	412,761	659,623	6,196,709

**McHenry County College Composite Financial Index
Results**

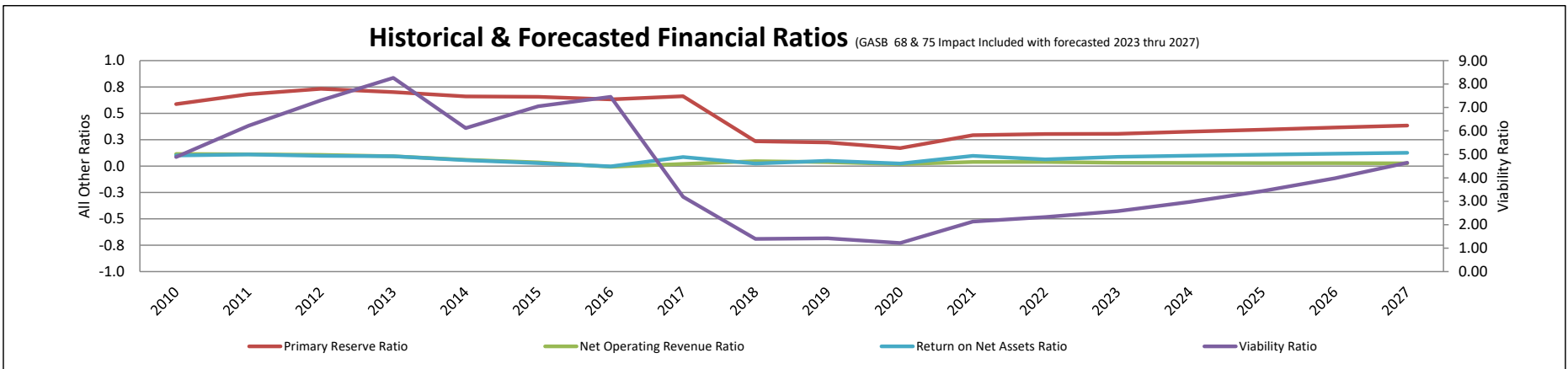
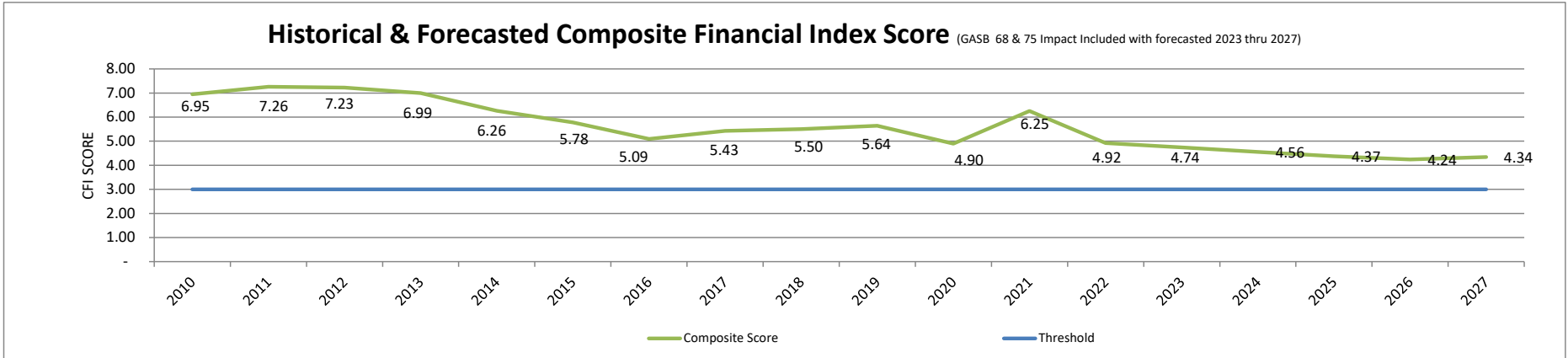
CFI Graphing Source By Year	Relevant Value (Industry)	Weight Factor	Actual													Forecasted				
			2010	2011	2012	2013	2014	2015	2016	2017	2018	2019	2020	2021	2022	2023	2024	2025	2026	2027
Primary Reserve Ratio	0.133	35%	1.55	1.79	1.93	1.84	1.74	1.73	1.67	1.74	0.62	0.59	0.45	0.77	0.80	0.80	0.86	0.91	0.96	1.01
Net Operating Revenue Ratio	0.007	10%	0.88	0.86	0.82	0.71	0.46	0.27	-0.05	0.16	0.37	0.29	0.15	0.30	0.30	0.24	0.23	0.22	0.21	0.20
Viability Ratio	0.417	35%	3.50	3.50	3.50	3.50	3.50	3.50	3.50	2.68	1.17	1.19	1.02	1.79	1.95	2.16	2.49	2.88	3.34	3.50
Return on Net Assets Ratio	0.020	20%	1.02	1.11	0.98	0.94	0.56	0.28	-0.02	0.85	0.24	0.51	0.24	0.97	0.64	0.88	0.98	1.08	1.17	1.26
Composite Score		100%	6.95	7.26	7.23	6.99	6.26	5.78	5.09	5.43	2.39	2.57	1.86	3.83	3.69	4.09	4.57	5.09	5.69	5.98
Threshold			3.00	3.00	3.00	3.00	3.00	3.00	3.00	3.00	3.00	3.00	3.00	3.00	3.00	3.00	3.00	3.00	3.00	3.00

Strategy	Range	2010	2011	2012	2013	2014	2015	2016	2017	2018	2019	2020	2021	2022	2023	2024	2025	2026	2027
Deploy resources to achieve robust mission	9 to 10	-	-	-	-	-	-	-	-	-	-	-	-	-	-	-	-	-	-
Allow experimentation with new initiatives	7 to 8	-	7.26	7.23	-	-	-	-	-	-	-	-	-	-	-	-	-	-	-
Focus resources to compete in future state	5 to 6	6.95	-	-	6.99	6.26	5.78	5.09	5.43	-	-	-	-	-	-	-	5.09	5.69	5.98
Direct resources to allow transformation	3 to 4	-	-	-	-	-	-	-	-	-	-	-	3.83	3.69	4.09	4.57	-	-	-
Re-engineer the institution	1 to 2	-	-	-	-	-	-	-	-	2.39	2.57	1.86	-	-	-	-	-	-	-
Assess viability to survive	-1 to 0	-	-	-	-	-	-	-	-	-	-	-	-	-	-	-	-	-	-

HLC Ratio removing GASB 68 and GASB 75 (FY18==>>)		6.95	7.26	7.23	6.99	6.26	5.78	5.09	5.43	5.50	5.64	4.90	6.25	4.92	4.74	4.56	4.37	4.24	4.34
---	--	------	------	------	------	------	------	------	------	------	------	------	------	------	------	------	------	------	------



McHenry County College Composite Financial Index Results



Departmental Budget Listing

&

**Income Statement
Account Listing**

This page left blank intentionally

Department Listing

Fund Fund Title

<i>Department Code</i>	<i>Department Name</i>	<i>Supervisor</i>	<i>Dean/Director</i>	<i>VP/Exec</i>
01 Education				
01-0000-000000-XXXXXXXX-XX	General	Robert M Tenuta	Robert M Tenuta	Tenuta
01-0000-101052-XXXXXXXX-XX	Horticulture	Garrett Beier	Christina Coclanis-loding	Santos-George
01-0000-102010-XXXXXXXX-XX	Culinary	Tina Drzal	Dawn Katz	Santos-George
01-0000-102011-XXXXXXXX-XX	Bakery	Tina Drzal	Dawn Katz	Santos-George
01-0000-102020-XXXXXXXX-XX	Early Childhd Ed	Lisha Linder	Dawn Katz	Santos-George
01-0000-102040-XXXXXXXX-XX	Manufacturing Mgt	Bob Mihelich	Tom McGee	Santos-George
01-0000-102050-XXXXXXXX-XX	Welding Credit Program	Tom McGee	Tom McGee	Santos-George
01-0000-201048-XXXXXXXX-XX	Teaching and Learning	Holly Rey	Daniela Broderick	Santos-George
01-0000-303024-XXXXXXXX-XX	Career Services	Jake Homuth	Catherine Jones	Santos-George
01-0000-401030-XXXXXXXX-XX	Kids & College	Cara Schultz	Daniela Broderick	Santos-George
01-0000-404010-XXXXXXXX-XX	Sustainability	Kim Hankins	Dave Dammon	Tenuta
01-0000-501016-XXXXXXXX-XX	General Institutional Exp	Robert M Tenuta	Robert M Tenuta	Tenuta
01-0000-501036-XXXXXXXX-XX	Campus Safety	Tom Kretschmer	Tom Kretschmer	Gabbard
01-0000-501054-XXXXXXXX-XX	Capital Leases	Robert M Tenuta	Robert M Tenuta	Tenuta
01-1010-000000-XXXXXXXX-XX	General	Robert M Tenuta	Robert M Tenuta	Tenuta
01-1010-101010-XXXXXXXX-XX	English	Starr Nordgren	Vacant	Santos-George
01-1010-101012-XXXXXXXX-XX	Journalism	Jay Geller	Vacant	Santos-George
01-1010-101014-XXXXXXXX-XX	Speech	Jay Geller	Vacant	Santos-George
01-1010-101016-XXXXXXXX-XX	Art	Sarah Ruthven	Vacant	Santos-George
01-1010-101018-XXXXXXXX-XX	Theatre	Jay Geller	Vacant	Santos-George
01-1010-101020-XXXXXXXX-XX	Photography	Sarah Ruthven	Vacant	Santos-George
01-1010-101022-XXXXXXXX-XX	Music	Michael J Hillstrom	Vacant	Santos-George
01-1010-101024-XXXXXXXX-XX	French	Lindsay Carson	Vacant	Santos-George
01-1010-101026-XXXXXXXX-XX	German	Lindsay Carson	Vacant	Santos-George
01-1010-101028-XXXXXXXX-XX	Spanish	Lindsay Carson	Vacant	Santos-George
01-1010-101030-XXXXXXXX-XX	Philosophy	Tim Seitz	Vacant	Santos-George
01-1010-101031-XXXXXXXX-XX	Japanese	Arlene Santos-George	Arlene Santos-George	Santos-George
01-1010-101034-XXXXXXXX-XX	Learning Com	Katherine Middy	Daniela Broderick	Santos-George
01-1010-101036-XXXXXXXX-XX	Humanities	Vacant	Vacant	Santos-George
01-1010-101038-XXXXXXXX-XX	Mathematics	Marie Robinson	Christina Coclanis-loding	Santos-George
01-1010-101040-XXXXXXXX-XX	Biology	Kelly Barna	Christina Coclanis-loding	Santos-George
01-1010-101042-XXXXXXXX-XX	Chemistry	Scotty Nath	Christina Coclanis-loding	Santos-George
01-1010-101044-XXXXXXXX-XX	Earth Sci	Kate Kramer	Christina Coclanis-loding	Santos-George
01-1010-101046-XXXXXXXX-XX	Physics	Scotty Nath	Christina Coclanis-loding	Santos-George
01-1010-101048-XXXXXXXX-XX	Plant Science	Christina Coclanis-Lodin	Christina Coclanis-loding	Santos-George

Fund Fund Title

<i>Department Code</i>	<i>Department Name</i>	<i>Supervisor</i>	<i>Dean/Director</i>	<i>VP/Exec</i>
01-1010-101050-XXXXXXXX-XX	Engineering	Scotty Nath	Christina Coclanis-loding	Santos-George
01-1010-101052-XXXXXXXX-XX	Horticulture	Garrett Beier	Christina Coclanis-loding	Santos-George
01-1010-101053-XXXXXXXX-XX	Entrepreneurial Agriculture	Sheri Doyel	Sheri Doyel	Gabbard
01-1010-101054-XXXXXXXX-XX	Math & Science	Christina Coclanis-Lodin	Christina Coclanis-loding	Santos-George
01-1010-101056-XXXXXXXX-XX	Psychology	Robin Deak	Dawn Katz	Santos-George
01-1010-101058-XXXXXXXX-XX	Sociology	Mike Reagan	Dawn Katz	Santos-George
01-1010-101060-XXXXXXXX-XX	Economics	Sarah Sullivan	Dawn Katz	Santos-George
01-1010-101062-XXXXXXXX-XX	Political Sci	Sarah Sullivan	Dawn Katz	Santos-George
01-1010-101064-XXXXXXXX-XX	Anthropology	Mike Reagan	Dawn Katz	Santos-George
01-1010-101066-XXXXXXXX-XX	History	Sarah Sullivan	Dawn Katz	Santos-George
01-1010-101068-XXXXXXXX-XX	Network Security	Mike Tetreault	Tom McGee	Santos-George
01-1010-101070-XXXXXXXX-XX	Management	Sherry Ridge	Dawn Katz	Santos-George
01-1010-101072-XXXXXXXX-XX	AOM	Julie Freelove	Dawn Katz	Santos-George
01-1010-101074-XXXXXXXX-XX	Mktg & Retail	Sherry Ridge	Dawn Katz	Santos-George
01-1010-101078-XXXXXXXX-XX	Accounting	Ann Esarco	Dawn Katz	Santos-George
01-1010-101080-XXXXXXXX-XX	Business	Sherry Ridge	Dawn Katz	Santos-George
01-1010-101082-XXXXXXXX-XX	Interdiscp Study	Arlene Santos-George	Arlene Santos-George	Santos-George
01-1010-101084-XXXXXXXX-XX	Intl Studies	Lindsay Carson	Daniela Broderick	Santos-George
01-1010-101086-XXXXXXXX-XX	MCC 101	Christine Grela	Daniela Broderick	Santos-George
01-1010-102012-XXXXXXXX-XX	Real Estate	Jake Homuth	Catherine Jones	Santos-George
01-1010-102014-XXXXXXXX-XX	On-Track	Tricia Johnson	Victor Gallegos	Koronkiewicz
01-1010-102028-XXXXXXXX-XX	Ed Prog & Partnership	Dawn Katz	Dawn Katz	Santos-George
01-1010-102032-XXXXXXXX-XX	Electronic Eng Tech	Tom McGee	Tom McGee	Santos-George
01-1010-103050-XXXXXXXX-XX	Health Sciences	Betsy Schnowske	Christina Coclanis-loding	Santos-George
01-1010-103060-XXXXXXXX-XX	Health Occupation	Christina Coclanis-Lodin	Christina Coclanis-loding	Santos-George
01-1010-904183-XXXXXXXX-XX	Lieb Director Endowed	Clinton Gabbard	Clinton Gabbard	Gabbard
01-1020-102010-XXXXXXXX-XX	Culinary	Tina Drzal	Dawn Katz	Santos-George
01-1020-102011-XXXXXXXX-XX	Bakery	Tina Drzal	Dawn Katz	Santos-George
01-1020-102012-XXXXXXXX-XX	Real Estate	Jake Homuth	Catherine Jones	Santos-George
01-1020-102014-XXXXXXXX-XX	FAST Track	Tricia Johnson	Victor Gallegos	Koronkiewicz
01-1020-102016-XXXXXXXX-XX	Manufacturing and Advanced Technology	Tom McGee	Tom McGee	Santos-George
01-1020-102019-XXXXXXXX-XX	Paralegal Studies	Robin Deak	Dawn Katz	Santos-George
01-1030-102018-XXXXXXXX-XX	Criminal Justice	Mark Krause	Dawn Katz	Santos-George
01-1030-102020-XXXXXXXX-XX	Early Childhd Ed	Lisha Linder	Dawn Katz	Santos-George
01-1030-102022-XXXXXXXX-XX	EMT	Dawn Katz	Dawn Katz	Santos-George
01-1030-102024-XXXXXXXX-XX	Fire Science	Mike Majercik	Dawn Katz	Santos-George
01-1030-102026-XXXXXXXX-XX	Education	Lisha Linder	Dawn Katz	Santos-George
01-1030-102028-XXXXXXXX-XX	Ed Prog & Partnership	Dawn Katz	Dawn Katz	Santos-George

Fund Fund Title

<i>Department Code</i>	<i>Department Name</i>	<i>Supervisor</i>	<i>Dean/Director</i>	<i>VP/Exec</i>
01-1030-102030-XXXXXXXX-XX	Automotive	Nathan Kivley	Tom McGee	Santos-George
01-1030-102032-XXXXXXXX-XX	Electronic Eng Tech	Tom McGee	Tom McGee	Santos-George
01-1030-102033-XXXXXXXX-XX	Graphic Arts	Sarah Ruthven	Vacant	Santos-George
01-1030-102034-XXXXXXXX-XX	Digital Media	Bill Skrzypczak	Arlene Santos-George	Santos-George
01-1030-102036-XXXXXXXX-XX	Mechanical Tech.	Bob Mihelich	Tom McGee	Santos-George
01-1030-102038-XXXXXXXX-XX	Distrib Warehse & Log	Bob Mihelich	Tom McGee	Santos-George
01-1030-102040-XXXXXXXX-XX	Manufacturing Mgt	Bob Mihelich	Tom McGee	Santos-George
01-1030-102042-XXXXXXXX-XX	Constr Mgmt Tech	Bob Mihelich	Tom McGee	Santos-George
01-1030-102044-XXXXXXXX-XX	College & Career Readiness	Cara Schultz	Daniela Broderick	Santos-George
01-1030-102050-XXXXXXXX-XX	Welding Credit Program	Bob Mihelich	Tom McGee	Santos-George
01-1030-103015-XXXXXXXX-XX	Health Information Technology	Christina Coclanis-Lodin	Christina Coclanis-loding	Santos-George
01-1030-904184-XXXXXXXX-XX	CATI Director Endowed	Clinton Gabbard	Clinton Gabbard	Gabbard
01-1040-103010-XXXXXXXX-XX	Nursing Program	Betsy Schnowske	Christina Coclanis-loding	Santos-George
01-1040-103020-XXXXXXXX-XX	Occ. Therapy	Vacant	Christina Coclanis-loding	Santos-George
01-1040-103025-XXXXXXXX-XX	Physical Therapy Assistant	Christina Coclanis-Lodin	Christina Coclanis-loding	Santos-George
01-1040-103030-XXXXXXXX-XX	Nurse Assistant Ed	Betsy Schnowske	Christina Coclanis-loding	Santos-George
01-1040-103040-XXXXXXXX-XX	HFE	Elaine Whalen	Christina Coclanis-loding	Santos-George
01-1040-103060-XXXXXXXX-XX	Health Occupation	Arlene Santos-George	Arlene Santos-George	Santos-George
01-1090-501016-XXXXXXXX-XX	Gen Institution	Robert M Tenuta	Robert M Tenuta	Tenuta
01-2010-000000-XXXXXXXX-XX	General	Robert M Tenuta	Robert M Tenuta	Tenuta
01-2010-202010-XXXXXXXX-XX	Library	Ashley Fleming	Daniela Broderick	Santos-George
01-2010-202015-XXXXXXXX-XX	Art Gallery	Trevor Power	Vacant	Santos-George
01-2020-201020-XXXXXXXX-XX	Suppl. Learning Lab	Timothy Hopkins	Timothy Hopkins	Hopkins
01-2020-201025-XXXXXXXX-XX	Learning Support Services	Sonia Reising	Sonia Reising	Koronkiewicz
01-2020-201050-XXXXXXXX-XX	Teaching & Lrning Ctr	Holly Rey	Daniela Broderick	Santos-George
01-2020-201055-XXXXXXXX-XX	New Media Center	Holly Rey	Daniela Broderick	Santos-George
01-2030-201035-XXXXXXXX-XX	Online Support	Holly Rey	Daniela Broderick	Santos-George
01-2030-201040-XXXXXXXX-XX	Telecourses	Holly Rey	Daniela Broderick	Santos-George
01-2030-201048-XXXXXXXX-XX	Teaching and Learning	Daniela Broderick	Daniela Broderick	Santos-George
01-2080-201010-XXXXXXXX-XX	Academic Affairs & Wkforce Dev	Arlene Santos-George	Arlene Santos-George	Santos-George
01-2080-201012-XXXXXXXX-XX	AVP of Academic Affairs	Daniela Broderick	Daniela Broderick	Santos-George
01-2080-201015-XXXXXXXX-XX	VP Student Affairs	Talia Koronkiewicz	Talia Koronkiewicz	Koronkiewicz
01-2080-201018-XXXXXXXX-XX	Social Science-Public Service	Dawn Katz	Dawn Katz	Santos-George
01-2080-201030-XXXXXXXX-XX	Faculty Development	Christine Grela	Daniela Broderick	Santos-George
01-2080-201060-XXXXXXXX-XX	Academic Development	Sonia Reising	Sonia Reising	Koronkiewicz
01-2090-209010-XXXXXXXX-XX	MCC Archives	Arlene Santos-George	Arlene Santos-George	Santos-George
01-3010-000000-XXXXXXXX-XX	General	Robert M Tenuta	Robert M Tenuta	Tenuta
01-3010-302010-XXXXXXXX-XX	Recruitment & Admissions	Amy Carzoli	Amy Carzoli	Koronkiewicz

Fund Fund Title

<i>Department Code</i>	<i>Department Name</i>	<i>Supervisor</i>	<i>Dean/Director</i>	<i>VP/Exec</i>
01-3010-302016-XXXXXXXX-XX	Articulation & Transfer	Julie Sherwood	Daniela Broderick	Santos-George
01-3010-303016-XXXXXXXX-XX	Orientation	Kristi Broda	Victor Gallegos	Koronkiewicz
01-3020-302013-XXXXXXXX-XX	AVP Student Affairs	Sonia Reising	Sonia Reising	Koronkiewicz
01-3020-302015-XXXXXXXX-XX	Registration & Records	Sara Piraino	Sara Piraino	Koronkiewicz
01-3020-302020-XXXXXXXX-XX	Advising	Victor Gallegos	Victor Gallegos	Koronkiewicz
01-3020-303010-XXXXXXXX-XX	Counseling	Rachel Boldman	Sonia Reising	Koronkiewicz
01-3020-303012-XXXXXXXX-XX	Assessment	Sarah Ruthven	Daniela Broderick	Santos-George
01-3020-303018-XXXXXXXX-XX	Testing Center	Amy Carzoli	Amy Carzoli	Koronkiewicz
01-3020-303024-XXXXXXXX-XX	Career Services	Karen Toboada-Buur	Catherine Jones	Santos-George
01-3020-303026-XXXXXXXX-XX	Workforce Services	Daniela Broderick	Daniela Broderick	Santos-George
01-3020-303028-XXXXXXXX-XX	Work Keys	Daniela Broderick	Daniela Broderick	Santos-George
01-3020-303034-XXXXXXXX-XX	Access & Disability Services	Chelsey Wintersteen	Sonia Reising	Koronkiewicz
01-3020-303036-XXXXXXXX-XX	Deaf Services	Chelsey Wintersteen	Sonia Reising	Koronkiewicz
01-3020-303060-XXXXXXXX-XX	Success Coach	Victor Gallegos	Victor Gallegos	Koronkiewicz
01-3020-303070-XXXXXXXX-XX	Crisis Intervention & Prevention	Rachel Boldman	Sonia Reising	Koronkiewicz
01-3040-302025-XXXXXXXX-XX	Financial Aid	Christopher Heftka	Christopher Heftka	Koronkiewicz
01-3040-303022-XXXXXXXX-XX	Student Empl-Wrk Stdy	Christopher Heftka	Christopher Heftka	Koronkiewicz
01-3040-501016-XXXXXXXX-XX	Gen Institution	Robert M Tenuta	Robert M Tenuta	Tenuta
01-3060-303014-XXXXXXXX-XX	Service Learning	Megan Scanlan	Sonia Reising	Koronkiewicz
01-3060-303030-XXXXXXXX-XX	Phi Theta Kappa	Heidi Boring	Daniela Broderick	Santos-George
01-3060-303032-XXXXXXXX-XX	Honors	Christine Grela	Daniela Broderick	Santos-George
01-3060-303038-XXXXXXXX-XX	Multicultural Affairs	Franklin Ortega	Sonia Reising	Koronkiewicz
01-3060-303039-XXXXXXXX-XX	Student Veteran Resource Center	Rachel Boldman	Sonia Reising	Koronkiewicz
01-3060-303040-XXXXXXXX-XX	Literary Magazine	Matt J Irie	Vacant	Santos-George
01-3060-303042-XXXXXXXX-XX	Student Life & Campus Activity	Karen Taoada Burr	Sonia Reising	Koronkiewicz
01-3060-303044-XXXXXXXX-XX	Student Senate	Karen Taoada Burr	Sonia Reising	Koronkiewicz
01-3060-303046-XXXXXXXX-XX	Student Activity	Karen Taoada Burr	Sonia Reising	Koronkiewicz
01-3080-302040-XXXXXXXX-XX	Veterans Affairs	Sonia Reising	Sonia Reising	Koronkiewicz
01-3080-303017-XXXXXXXX-XX	New Student Welcome	Victor Gallegos	Victor Gallegos	Koronkiewicz
01-3090-303043-XXXXXXXX-XX	Student Conduct	Lisa Brncich	Sonia Reising	Koronkiewicz
01-4010-000000-XXXXXXXX-XX	General	Robert M Tenuta	Robert M Tenuta	Tenuta
01-4010-401010-XXXXXXXX-XX	Social & Public Svc	Arlene Santos-George	Arlene Santos-George	Santos-George
01-4010-401012-XXXXXXXX-XX	Adult Education	Delia Rodriguez	Arlene Santos-George	Santos-George
01-4010-401030-XXXXXXXX-XX	Kids & College	Jake Homuth	Catherine Jones	Santos-George
01-4010-401032-XXXXXXXX-XX	Workforce and Community Development	Dawn Katz	Dawn Katz	Santos-George
01-4010-401034-XXXXXXXX-XX	Fitness Center	Joel Chapman	Karen Wiley	Koronkiewicz
01-4010-902036-XXXXXXXX-XX	FVCC Jul-Dec	Vacant	Catherine Jones	Santos-George
01-4010-904185-XXXXXXXX-XX	CAL Director Endowed	Clinton Gabbard	Clinton Gabbard	Gabbard

Fund Fund Title

<i>Department Code</i>	<i>Department Name</i>	<i>Supervisor</i>	<i>Dean/Director</i>	<i>VP/Exec</i>
01-4020-902026-XXXXXXXX-XX	ISBDC Jul-Dec	Catherine Jones	Catherine Jones	Santos-George
01-4030-401016-XXXXXXXX-XX	SBDC. Mtch 1 Fed	Catherine Jones	Catherine Jones	Santos-George
01-4030-401018-XXXXXXXX-XX	SBDC. Mtch 2 Fed	Catherine Jones	Catherine Jones	Santos-George
01-4030-401020-XXXXXXXX-XX	SBDC - Mtch Jul-Dec St	Catherine Jones	Catherine Jones	Santos-George
01-4030-401022-XXXXXXXX-XX	SBDC - Mtch Jan-Jun St	Catherine Jones	Catherine Jones	Santos-George
01-4040-404010-XXXXXXXX-XX	Sustainability	Kim Hankins	Dave Dammon	Tenuta
01-6010-000000-XXXXXXXX-XX	General	Robert M Tenuta	Robert M Tenuta	Tenuta
01-7010-000000-XXXXXXXX-XX	General	Robert M Tenuta	Robert M Tenuta	Tenuta
01-7010-505010-XXXXXXXX-XX	Shah Center Oper	Dave Dammon	Dave Dammon	Tenuta
01-7030-505055-XXXXXXXX-XX	Buildings & Grnds	Dave Dammon	Dave Dammon	Tenuta
01-8010-000000-XXXXXXXX-XX	General	Robert M Tenuta	Robert M Tenuta	Tenuta
01-8010-501012-XXXXXXXX-XX	Executive Office	Clinton Gabbard	Clinton Gabbard	Gabbard
01-8010-501013-XXXXXXXX-XX	DEBI-Diversity Eq Belong Inc	Candice Maxwell	Candice Maxwell	Gabbard
01-8010-501042-XXXXXXXX-XX	Strategic Initiatives	Christina Haggerty	Christina Haggerty	Haggerty
01-8020-501010-XXXXXXXX-XX	Duplication	Ryan Klos	Ryan Klos	Haggerty
01-8020-501018-XXXXXXXX-XX	Chargebacks	Robert M Tenuta	Robert M Tenuta	Tenuta
01-8020-501020-XXXXXXXX-XX	Resource Develmnt	Wendy Lauen	Wendy Lauen	Haggerty
01-8020-501026-XXXXXXXX-XX	Clearing Account	Robert M Tenuta	Robert M Tenuta	Tenuta
01-8020-501028-XXXXXXXX-XX	Mailroom	Jim Julison	Jim Julison	Tenuta
01-8020-501044-XXXXXXXX-XX	Public Service Exp from Aux	Robert M Tenuta	Robert M Tenuta	Tenuta
01-8020-502010-XXXXXXXX-XX	Bursar Office	Lynn Cowlin	Lynn Cowlin	Tenuta
01-8020-502015-XXXXXXXX-XX	Business Office	Lynn Cowlin	Lynn Cowlin	Tenuta
01-8020-502025-XXXXXXXX-XX	Chief Fin Officer/Treasurer	Robert M Tenuta	Robert M Tenuta	Tenuta
01-8020-502030-XXXXXXXX-XX	Business Services & Purch	Jim Julison	Jim Julison	Tenuta
01-8030-501022-XXXXXXXX-XX	Foundation Supt	Christina Haggerty	Christina Haggerty	Haggerty
01-8030-501032-XXXXXXXX-XX	Marketing & Public Relatn	Ryan Klos	Ryan Klos	Haggerty
01-8040-501036-XXXXXXXX-XX	Campus Safety	Tom Kretschmer	Tom Kretschmer	Gabbard
01-8040-503010-XXXXXXXX-XX	Human Resources	Gail Phoenix	Gail Phoenix	Phoenix
01-8040-503015-XXXXXXXX-XX	Staff Services	Lisa Brncich	Sonia Reising	Koronkiewicz
01-8050-501014-XXXXXXXX-XX	Board Of Trustees	Clinton Gabbard	Clinton Gabbard	Gabbard
01-8060-501015-XXXXXXXX-XX	Incident Response	Robert M Tenuta	Robert M Tenuta	Tenuta
01-8060-501016-XXXXXXXX-XX	General Institutional Exp	Robert M Tenuta	Robert M Tenuta	Tenuta
01-8060-501024-XXXXXXXX-XX	Institutional Sch	Katherine Bellan	Katherine Bellan	Haggerty
01-8060-501040-XXXXXXXX-XX	Institutional Liab Act	Robert M Tenuta	Robert M Tenuta	Tenuta
01-8060-503025-XXXXXXXX-XX	Employee Health Ins	Robert M Tenuta	Robert M Tenuta	Tenuta
01-8070-506010-XXXXXXXX-XX	Institutional Advancement	Christina Haggerty	Christina Haggerty	Haggerty
01-8070-506012-XXXXXXXX-XX	Institutional Advancement AQIP	Christina Haggerty	Christina Haggerty	Haggerty
01-8070-506015-XXXXXXXX-XX	Institutional Research	Megan Lombardi	Megan Lombardi	Gabbard

Fund Fund Title

<i>Department Code</i>	<i>Department Name</i>	<i>Supervisor</i>	<i>Dean/Director</i>	<i>VP/Exec</i>
01-8080-504010-XXXXXXXX-XX	Information Technology	Timothy Hopkins	Timothy Hopkins	Hopkins
01-8080-504015-XXXXXXXX-XX	DevOps Services	Timothy Hopkins	Timothy Hopkins	Hopkins
01-8080-504020-XXXXXXXX-XX	Infrastructure and Security	G Robert Rasmussen	Timothy Hopkins	Hopkins
01-8080-504030-XXXXXXXX-XX	Classroom Architecture and Project Manag	Timothy Hopkins	Timothy Hopkins	Hopkins
01-8080-504035-XXXXXXXX-XX	ERP Implementation	Timothy Hopkins	Timothy Hopkins	Hopkins
01-8090-000000-XXXXXXXX-XX	General	Robert M Tenuta	Robert M Tenuta	Tenuta
01-9010-000000-XXXXXXXX-XX	General	Robert M Tenuta	Robert M Tenuta	Tenuta
01-9030-000000-XXXXXXXX-XX	General	Robert M Tenuta	Robert M Tenuta	Tenuta
02 Operations and Maintenance				
02-0000-000000-XXXXXXXX-XX	General	Robert M Tenuta	Robert M Tenuta	Tenuta
02-7010-505015-XXXXXXXX-XX	Building Maintn	Dave Dammon	Dave Dammon	Tenuta
02-7010-505020-XXXXXXXX-XX	Switchboard	Lisa Brncich	Sonia Reising	Koronkiewicz
02-7010-505060-XXXXXXXX-XX	I.S.E.S.	Dave Dammon	Dave Dammon	Tenuta
02-7020-505025-XXXXXXXX-XX	Custodial Maintn	Dave Dammon	Dave Dammon	Tenuta
02-7020-505030-XXXXXXXX-XX	Shah Center Custodial Maint	Dave Dammon	Dave Dammon	Tenuta
02-7030-505035-XXXXXXXX-XX	Roads & Grounds	Dave Dammon	Dave Dammon	Tenuta
02-7030-505036-XXXXXXXX-XX	Roads & Grounds-Athletic	Dave Dammon	Dave Dammon	Tenuta
02-7030-505055-XXXXXXXX-XX	Buildings & Grnds	Dave Dammon	Dave Dammon	Tenuta
02-7050-505040-XXXXXXXX-XX	Vehicle Expense	Dave Dammon	Dave Dammon	Tenuta
02-7060-505045-XXXXXXXX-XX	Utility Expense	Dave Dammon	Dave Dammon	Tenuta
02-7090-505050-XXXXXXXX-XX	Physical Fac Oth	Dave Dammon	Dave Dammon	Tenuta
02-8020-501051-XXXXXXXX-XX	Parking Lot B & D Project	Dave Dammon	Dave Dammon	Tenuta
02-8020-505051-XXXXXXXX-XX	Parking Lot B & D Project	Dave Dammon	Dave Dammon	Tenuta
02-8060-501058-XXXXXXXX-XX	Storage Building	Dave Dammon	Dave Dammon	Tenuta
03 Operations and Maintenance Restricted				
03-0000-000000-XXXXXXXX-XX	General	Robert M Tenuta	Robert M Tenuta	Tenuta
03-8020-501030-XXXXXXXX-XX	Replacement Reserv	Robert M Tenuta	Robert M Tenuta	Tenuta
03-8020-501031-XXXXXXXX-XX	Culinary Mgt Cafe Proj	Robert M Tenuta	Robert M Tenuta	Tenuta
03-8020-501049-XXXXXXXX-XX	Leases	Robert M Tenuta	Robert M Tenuta	Tenuta
03-8020-501050-XXXXXXXX-XX	Building E & D Project	Robert M Tenuta	Robert M Tenuta	Tenuta
03-8020-501052-XXXXXXXX-XX	Site Acquisition	Robert M Tenuta	Robert M Tenuta	Tenuta
03-8020-501053-XXXXXXXX-XX	IDOT Project	Robert M Tenuta	Robert M Tenuta	Tenuta
03-8020-501054-XXXXXXXX-XX	Capital Leases	Robert M Tenuta	Robert M Tenuta	Tenuta
03-8060-501016-XXXXXXXX-XX	General Institutional Exp	Robert M Tenuta	Robert M Tenuta	Tenuta
03-8060-501055-XXXXXXXX-XX	Health & Science Proj	Robert M Tenuta	Robert M Tenuta	Tenuta
03-8060-501056-XXXXXXXX-XX	Greenhouse Project	Robert M Tenuta	Robert M Tenuta	Tenuta
03-8060-501057-XXXXXXXX-XX	Building A Renovations	Robert M Tenuta	Robert M Tenuta	Tenuta
03-8060-501059-XXXXXXXX-XX	CDB Loading Dock Project	Robert M Tenuta	Robert M Tenuta	Tenuta

Fund Fund Title

<i>Department Code</i>	<i>Department Name</i>	<i>Supervisor</i>	<i>Dean/Director</i>	<i>VP/Exec</i>
03-8060-501060-XXXXXXXX-XX	CATI Building CDB Project	Robert M Tenuta	Robert M Tenuta	Tenuta
04 Bond and Interest				
04-0000-000000-XXXXXXXX-XX	General	Robert M Tenuta	Robert M Tenuta	Tenuta
04-8060-501017-XXXXXXXX-XX	Institutional	Robert M Tenuta	Robert M Tenuta	Tenuta
05 Auxiliary				
05-0000-000000-XXXXXXXX-XX	General	Robert M Tenuta	Robert M Tenuta	Tenuta
05-0000-201045-XXXXXXXX-XX	ONLINE CE/CAREER TRAINING	Jake Homuth	Catherine Jones	Santos-George
05-0000-401024-XXXXXXXX-XX	Personal Development Program	Jake Homuth	Catherine Jones	Santos-George
05-0000-401026-XXXXXXXX-XX	Retired Adult Prog	Jake Homuth	Catherine Jones	Santos-George
05-0000-404015-XXXXXXXX-XX	Center for Non-Profit Leadership	Christina Haggerty	Christina Haggerty	Haggerty
05-0000-501033-XXXXXXXX-XX	Tartan Bistro - Cullinary	Tina Drzal	Dawn Katz	Santos-George
05-0000-501054-XXXXXXXX-XX	Capital Leases	Robert M Tenuta	Robert M Tenuta	Tenuta
05-0000-601005-XXXXXXXX-XX	University Center	Kailey Harmon	Daniela Broderick	Talia Koronkiewicz
05-0000-601010-XXXXXXXX-XX	Conferences and Rental	Katherine Bellan	Katherine Bellan	Haggerty
05-0000-601015-XXXXXXXX-XX	CLC	Lisha Linder	Dawn Katz	Santos-George
05-0000-602010-XXXXXXXX-XX	The MCC Store	Christina Haggerty	Christina Haggerty	Haggerty
05-0000-603010-XXXXXXXX-XX	Food Service Admin	Sandra Johnston	Sandra Johnston	Tenuta
05-0000-604020-XXXXXXXX-XX	Traffic Safety Program	Catherine Jones	Catherine Jones	Santos-George
05-0000-604025-XXXXXXXX-XX	Focus on the Kids	Jake Homuth	Catherine Jones	Santos-George
05-0000-604030-XXXXXXXX-XX	Center for Agrarian Learning	Sheri Doyel	Sheri Doyel	Gabbard
05-0000-605010-XXXXXXXX-XX	Athletics	Karen Wiley	Karen Wiley	Koronkiewicz
05-0000-609020-XXXXXXXX-XX	MCC Floral Shop	Garrett Beier	Christina Coclanis-Ioding	Santos-George
05-0000-609025-XXXXXXXX-XX	Workforce Training - Open Enrollment	Catherine Jones	Catherine Jones	Santos-George
05-0000-609030-XXXXXXXX-XX	Workforce Training - Contract Training	Catherine Jones	Catherine Jones	Santos-George
05-0000-609032-XXXXXXXX-XX	Workforce Training Program	Jake Homuth	Catherine Jones	Santos-George
05-0000-904159-XXXXXXXX-XX	CRRSA-HEERF II Institutional	Robert M Tenuta	Robert M Tenuta	Tenuta
05-2030-201045-XXXXXXXX-XX	ONLINE CE/CAREER TRAINING	Jake Homuth	Catherine Jones	Santos-George
05-3060-303048-XXXXXXXX-XX	The "Tartan"	Toni Countryman	Vacant	Santos-George
05-4000-604020-XXXXXXXX-XX	Traffic Safety Program	Catherine Jones	Catherine Jones	Santos-George
05-4000-604025-XXXXXXXX-XX	Focus on the Kids	Jake Homuth	Catherine Jones	Santos-George
05-4010-401024-XXXXXXXX-XX	Personal Development Program	Jake Homuth	Catherine Jones	Santos-George
05-4010-401026-XXXXXXXX-XX	Retired Adult Prog	Jake Homuth	Catherine Jones	Santos-George
05-4010-604030-XXXXXXXX-XX	Center for Agrarian Learning	Sheri Doyel	Sheri Doyel	Gabbard
05-4040-404015-XXXXXXXX-XX	Center for Non-Profit Leadership	Christina Haggerty	Christina Haggerty	Haggerty
05-6010-501033-XXXXXXXX-XX	Tartan Bistro - Cullinary	Tina Drzal	Dawn Katz	Santos-George
05-6010-603010-XXXXXXXX-XX	Food Service Admin	Sandra Johnston	Sandra Johnston	Tenuta
05-6020-602010-XXXXXXXX-XX	The MCC Store	Christina Haggerty	Christina Haggerty	Haggerty
05-6040-605010-XXXXXXXX-XX	Athletics	Karen Wiley	Karen Wiley	Koronkiewicz

Fund Fund Title

<i>Department Code</i>	<i>Department Name</i>	<i>Supervisor</i>	<i>Dean/Director</i>	<i>VP/Exec</i>
05-6080-601005-XXXXXXXX-XX	University Center	Kailey Harmon	Daniela Broderick	Talia Koronkiewicz
05-6080-601010-XXXXXXXX-XX	Conferences and Rental	Katherine Bellan	Katherine Bellan	Haggerty
05-6090-601015-XXXXXXXX-XX	CLC	Lisha Linder	Dawn Katz	Santos-George
05-6090-609020-XXXXXXXX-XX	MCC Floral Shop	Garrett Beier	Christina Coclanis-loding	Santos-George
05-6090-609022-XXXXXXXX-XX	Workforce Comm & Bus Prog	Catherine Jones	Catherine Jones	Santos-George
05-6090-609025-XXXXXXXX-XX	Workforce Training - Open Enrollment	Catherine Jones	Catherine Jones	Santos-George
05-6090-609030-XXXXXXXX-XX	Workforce Training - Contract Training	Catherine Jones	Catherine Jones	Santos-George
05-6090-609032-XXXXXXXX-XX	Workforce Training Program	Jake Homuth	Catherine Jones	Santos-George
06 Restricted Purposes				
06-0000-000000-XXXXXXXX-XX	General	Robert M Tenuta	Robert M Tenuta	Tenuta
06-0000-302030-XXXXXXXX-XX	Federal Programs	Christopher Heftka	Christopher Heftka	Koronkiewicz
06-0000-302032-XXXXXXXX-XX	Federal-Student Workers	Christopher Heftka	Christopher Heftka	Koronkiewicz
06-0000-900000-XXXXXXXX-XX	General	Robert M Tenuta	Robert M Tenuta	Tenuta
06-0000-901016-XXXXXXXX-XX	Federal Basic Adult Ed	Delia Rodriguez	Delia Rodriguez	Santos-George
06-0000-901018-XXXXXXXX-XX	English Literacy / Civics	Delia Rodriguez	Delia Rodriguez	Santos-George
06-0000-901020-XXXXXXXX-XX	GI Bill Student Grants	Christopher Heftka	Christopher Heftka	Koronkiewicz
06-0000-901022-XXXXXXXX-XX	SBDC Federal 1	Catherine Jones	Catherine Jones	Santos-George
06-0000-901026-XXXXXXXX-XX	Perkins IV PostSecond Basic	Daniela Broderick	Daniela Broderick	Santos-George
06-0000-902011-XXXXXXXX-XX	IL Coop Work Study	Tom McGee	Tom McGee	Santos-George
06-0000-902014-XXXXXXXX-XX	State Basic Adult Ed	Delia Rodriguez	Delia Rodriguez	Santos-George
06-0000-902016-XXXXXXXX-XX	Community Literacy Program	Delia Rodriguez	Delia Rodriguez	Santos-George
06-0000-902024-XXXXXXXX-XX	MAP Grant Award	Christopher Heftka	Christopher Heftka	Koronkiewicz
06-0000-902027-XXXXXXXX-XX	ECACE-Early Childhood Access	Lisha Linder	Dawn Katz	Santos-George
06-0000-902030-XXXXXXXX-XX	ISBDC Program Revenue	Catherine Jones	Catherine Jones	Santos-George
06-0000-902033-XXXXXXXX-XX	IGEN - Renewable Energy	Kim Hankins	Dave Dammon	Tenuta
06-0000-902034-XXXXXXXX-XX	Illinois Green Economy	Kim Hankins	Dave Dammon	Tenuta
06-0000-902040-XXXXXXXX-XX	State Performance	Delia Rodriguez	Delia Rodriguez	Santos-George
06-0000-902060-XXXXXXXX-XX	Dpnds Police Fire Corr Off Grt	Dawn Katz	Dawn Katz	Santos-George
06-0000-904060-XXXXXXXX-XX	IRS Vol Income Tax Asst Grant	Ann Esarco	Dawn Katz	Santos-George
06-0000-904075-XXXXXXXX-XX	Redefining HS/College Transiti	Robert M Tenuta	Robert M Tenuta	Tenuta
06-0000-904090-XXXXXXXX-XX	WIOA Out-of-School Youth Prog	Daniela Broderick	Daniela Broderick	Santos-George
06-0000-904110-XXXXXXXX-XX	Upward Bound Grant	Renee Govea	Sonia Reising	Koronkiewicz
06-0000-904115-XXXXXXXX-XX	Urban Agriculture Grant	Arlene Santos-George	Arlene Santos-George	Santos-George
06-0000-904120-XXXXXXXX-XX	Nuts Bolts Thingamajigs Grant	Jake Homuth	Catherine Jones	Santos-George
06-0000-904126-XXXXXXXX-XX	NSF STEM Scholarship Grant	Christina Coclanis-Lodin	Christina Coclanis-loding	Santos-George
06-0000-904127-XXXXXXXX-XX	Skyepack Textbook Liberation	Julie Freeloove	Dawn Katz	Santos-George
06-0000-904130-XXXXXXXX-XX	Sage Legacy Grant	Catherine Jones	Catherine Jones	Santos-George
06-0000-904134-XXXXXXXX-XX	Childcare Access-CCAMPIS Grant	Lisha Linder	Dawn Katz	Santos-George

Fund Fund Title

<i>Department Code</i>	<i>Department Name</i>	<i>Supervisor</i>	<i>Dean/Director</i>	<i>VP/Exec</i>
06-0000-904136-XXXXXXXX-XX	IMA Education Foundation Grant	Catherine Jones	Catherine Jones	Santos-George
06-0000-904139-XXXXXXXX-XX	DGLF Adult Literacy Grant	Delia Rodriguez	Delia Rodriguez	Santos-George
06-0000-904140-XXXXXXXX-XX	CCT-Food Land Opportunity	Sheri Doyel	Sheri Doyel	Gabbard
06-0000-904141-XXXXXXXX-XX	Innovative Bridge & Transition	Delia Rodriguez	Delia Rodriguez	Santos-George
06-0000-904147-XXXXXXXX-XX	Pathways to Persistence & Grad	Christina Swanson	Talia Koronkiewicz	Koronkiewicz
06-0000-904150-XXXXXXXX-XX	Emergency Relief Funds	Robert M Tenuta	Robert M Tenuta	Tenuta
06-0000-904151-XXXXXXXX-XX	Bridge to Success-CFMC	Talia Koronkiewicz	Talia Koronkiewicz	Koronkiewicz
06-0000-904152-XXXXXXXX-XX	SIP Emergency Relief Fund	Christina Swanson	Christina Swanson	Koronkiewicz
06-0000-904153-XXXXXXXX-XX	Competency Based Education	Arlene Santos-George	Arlene Santos-George	Santos-George
06-0000-904154-XXXXXXXX-XX	Ed Stabilization Fund-GEER	Sonia Reising	Sonia Reising	Koronkiewicz
06-0000-904155-XXXXXXXX-XX	IL SBDC Cares Act Funds	Catherine Jones	Catherine Jones	Santos-George
06-0000-904156-XXXXXXXX-XX	Perkins CTE Improvement Grant	Catherine Jones	Catherine Jones	Koronkiewicz
06-0000-904157-XXXXXXXX-XX	CURES Act Grant	Arlene Santos-George	Arlene Santos-George	Santos-George
06-0000-904158-XXXXXXXX-XX	CRRSA-Coronavirus Relief	Robert M Tenuta	Robert M Tenuta	Tenuta
06-0000-904159-XXXXXXXX-XX	CRRSA-HEERF II Institutional	Robert M Tenuta	Robert M Tenuta	Tenuta
06-0000-904160-XXXXXXXX-XX	ARP-HEERF III Student	Robert M Tenuta	Robert M Tenuta	Tenuta
06-0000-904161-XXXXXXXX-XX	CRRSA-HEERF III Institutional	Robert M Tenuta	Robert M Tenuta	Tenuta
06-0000-904163-XXXXXXXX-XX	Family Health Partnership Clin	Arlene Santos-George	Arlene Santos-George	Santos-George
06-0000-904164-XXXXXXXX-XX	ETSB Starcom21 McHenry Cty	Tom Kretschmer	Tom Kretschmer	Gabbard
06-0000-904165-XXXXXXXX-XX	CFMC Career Exploration Grant	Catherine Jones	Catherine Jones	Santos-George
06-0000-904167-XXXXXXXX-XX	GEER II-Learning Renewal Plan	Sonia Reising	Sonia Reising	Koronkiewicz
06-0000-904168-XXXXXXXX-XX	USDA Campus-Based Food Hub	Sheri Doyel	Sheri Doyel	Gabbard
06-0000-904169-XXXXXXXX-XX	Specialty Crop Grant Grant	Sheri Doyel	Sheri Doyel	Gabbard
06-0000-904170-XXXXXXXX-XX	Advance McHenry Cty-CATI Equip	Tom McGee	Tom McGee	Santos-George
06-0000-904171-XXXXXXXX-XX	AdvanceMcHenryCty-Man Pathways	Catherine Jones	Catherine Jones	Santos-George
06-0000-904172-XXXXXXXX-XX	Job Training/Econ Dev-JTED	Catherine Jones	Catherine Jones	Santos-George
06-0000-904174-XXXXXXXX-XX	ECACE-Early Childhood Access	Dawn Katz	Dawn Katz	Santos-George
06-0000-904175-XXXXXXXX-XX	IMEC/AdvMcHCty/Workplace Skill	Catherine Jones	Catherine Jones	Santos-George
06-0000-904176-XXXXXXXX-XX	College Bridge Grant	Sonia Reising	Sonia Reising	Koronkiewicz
06-0000-904177-XXXXXXXX-XX	Dual Credit Program Expansion	Cara Schultz	Daniela Broderick	Santos-George
06-0000-904178-XXXXXXXX-XX	Upward Bound Harvard CUSD 50	Renee Govea	Renee Govea	Santos-George
06-0000-904179-XXXXXXXX-XX	PATH-Pipeline Adv Hlthcare	Betsy Schnowske	Betsy Schnowske	Santos-George
06-0000-904180-XXXXXXXX-XX	IBHE Nursing School Grant	Betsy Schnowske	Christina Coclanis-Ioding	Santos-George
06-0000-904181-XXXXXXXX-XX	Mental Health Early Action	Rachel Boldman	Sonia Reising	Koronkiewicz
06-0000-904183-XXXXXXXX-XX	Lieb Director Endowed	Clinton Gabbard	Clinton Gabbard	Gabbard
06-0000-904184-XXXXXXXX-XX	CATI Director Endowed	Clinton Gabbard	Clinton Gabbard	Gabbard
06-0000-904185-XXXXXXXX-XX	CAL Director Endowed	Clinton Gabbard	Clinton Gabbard	Gabbard
06-1010-904183-XXXXXXXX-XX	Lieb Director Endowed	Clinton Gabbard	Clinton Gabbard	Gabbard

Fund Fund Title

<i>Department Code</i>	<i>Department Name</i>	<i>Supervisor</i>	<i>Dean/Director</i>	<i>VP/Exec</i>
06-1030-904153-XXXXXXXX-XX	Competency Based Education	Arlene Santos-George	Arlene Santos-George	Santos-George
06-1030-904170-XXXXXXXX-XX	Advance McHenry Cty-CATI Equip	Tom McGee	Tom McGee	Santos-George
06-1030-904174-XXXXXXXX-XX	ECACE-Early Childhood Access	Dawn Katz	Dawn Katz	Santos-George
06-1030-904183-XXXXXXXX-XX	CATI Director Endowed	Clinton Gabbard	Clinton Gabbard	Gabbard
06-1040-904149-XXXXXXXX-XX	Transition Instruction Math	Daniela Broderick	Daniela Broderick	Santos-George
06-1040-904179-XXXXXXXX-XX	PATH-Pipeline Adv Hlthcare	Betsy Schnowske	Betsy Schnowske	Santos-George
06-1040-904180-XXXXXXXX-XX	IBHE Nursing School Grant	Betsy Schnowske	Christina Coclanis-loding	Santos-George
06-1060-901016-XXXXXXXX-XX	Federal Basic Adult Ed	Delia Rodriguez	Delia Rodriguez	Santos-George
06-1060-901018-XXXXXXXX-XX	English Literacy / Civics	Delia Rodriguez	Delia Rodriguez	Santos-George
06-1060-902014-XXXXXXXX-XX	State Basic Adult Ed	Delia Rodriguez	Delia Rodriguez	Santos-George
06-1060-902016-XXXXXXXX-XX	Community Literacy Program	Delia Rodriguez	Delia Rodriguez	Santos-George
06-1060-902040-XXXXXXXX-XX	State Performance	Delia Rodriguez	Delia Rodriguez	Santos-George
06-1060-904139-XXXXXXXX-XX	DGLF Adult Literacy Grant	Delia Rodriguez	Delia Rodriguez	Santos-George
06-1090-904090-XXXXXXXX-XX	WIOA Out-of-School Youth Prog	Daniela Broderick	Daniela Broderick	Santos-George
06-2080-904127-XXXXXXXX-XX	Skyepack Textbook Liberation	Julie Freelove	Tom McGee	Santos-George
06-2080-904140-XXXXXXXX-XX	CCT-Food Land Opportunity	Sheri Doyel	Sheri Doyel	Gabbard
06-2080-904141-XXXXXXXX-XX	Innovative Bridge & Transition	Delia Rodriguez	Delia Rodriguez	Santos-George
06-2080-904156-XXXXXXXX-XX	Perkins CTE Improvement Grant	Catherine Jones	Catherine Jones	Koronkiewicz
06-2080-904177-XXXXXXXX-XX	Dual Credit Program Expansion	Cara Schultz	Daniela Broderick	Santos-George
06-2090-904157-XXXXXXXX-XX	CURES Act Grant	Arlene Santos-George	Arlene Santos-George	Santos-George
06-2090-904176-XXXXXXXX-XX	College Bridge Grant	Sonia Reising	Sonia Reising	Koronkiewicz
06-3010-901020-XXXXXXXX-XX	GI Bill Student Grants	Christopher Heftka	Christopher Heftka	Koronkiewicz
06-3020-901022-XXXXXXXX-XX	SBDC Federal 1	Catherine Jones	Catherine Jones	Santos-George
06-3020-904075-XXXXXXXX-XX	Redefining HS/College Transiti	Robert M Tenuta	Robert M Tenuta	Tenuta
06-3020-904110-XXXXXXXX-XX	Upward Bound Grant	Renee Govea	Sonia Reising	Koronkiewicz
06-3020-904165-XXXXXXXX-XX	CFMC Career Exploration Grant	Catherine Jones	Catherine Jones	Santos-George
06-3020-904178-XXXXXXXX-XX	Upward Bound Harvard CUSD 50	Renee Govea	Renee Govea	Santos-George
06-3030-904181-XXXXXXXX-XX	Mental Health Early Action	Rachel Boldman	Sonia Reising	Koronkiewicz
06-3040-302030-XXXXXXXX-XX	Federal Programs	Christopher Heftka	Christopher Heftka	Koronkiewicz
06-3040-901026-XXXXXXXX-XX	Perkins IV PostSecond Basic	Daniela Broderick	Daniela Broderick	Santos-George
06-3080-904126-XXXXXXXX-XX	NSF STEM Scholarship Grant	Christina Coclanis-Lodin	Christina Coclanis-loding	Santos-George
06-3080-904147-XXXXXXXX-XX	Pathways to Persistence & Grad	Christina Swanson	Talia Koronkiewicz	Koronkiewicz
06-3080-904152-XXXXXXXX-XX	SIP Emergency Relief Fund	Christina Swanson	Christina Swanson	Koronkiewicz
06-3090-904163-XXXXXXXX-XX	Family Health Partnership Clin	Arlene Santos-George	Arlene Santos-George	Santos-George
06-3090-904168-XXXXXXXX-XX	USDA Campus-Based Food Hub	Sheri Doyel	Sheri Doyel	Gabbard
06-4010-904120-XXXXXXXX-XX	Nuts Bolts Thingamajigs Grant	Jake Homuth	Catherine Jones	Santos-George
06-4010-904185-XXXXXXXX-XX	CAL Director Endowed	Clinton Gabbard	Clinton Gabbard	Gabbard
06-4020-902011-XXXXXXXX-XX	IL Coop Work Study	Catherine Jones	Catherine Jones	Santos-George

Fund Fund Title

<i>Department Code</i>	<i>Department Name</i>	<i>Supervisor</i>	<i>Dean/Director</i>	<i>VP/Exec</i>
06-4020-902030-XXXXXXXX-XX	ISBDC Program Revenue	Catherine Jones	Catherine Jones	Santos-George
06-4020-904130-XXXXXXXX-XX	Sage Legacy Grant	Catherine Jones	Catherine Jones	Santos-George
06-4020-904136-XXXXXXXX-XX	IMA Education Foundation Grant	Catherine Jones	Catherine Jones	Santos-George
06-4020-904151-XXXXXXXX-XX	Bridge to Success-CFMC	Talia Koronkiewicz	Talia Koronkiewicz	Koronkiewicz
06-4020-904169-XXXXXXXX-XX	Specialty Crop Grant Grant	Sheri Doyel	Sheri Doyel	Gabbard
06-4020-904171-XXXXXXXX-XX	AdvanceMcHenryCty-Man Pathways	Catherine Jones	Arlene Santos-George	Santos-George
06-4020-904172-XXXXXXXX-XX	Job Training/Econ Dev-JTED	Catherine Jones	Catherine Jones	Santos-George
06-4020-904175-XXXXXXXX-XX	IMEC/AdvMcHCty/Workplace Skill	Catherine Jones	Catherine Jones	Santos-George
06-4030-902033-XXXXXXXX-XX	IGEN - Renewable Energy	Kim Hankins	Dave Dammon	Tenuta
06-4030-902034-XXXXXXXX-XX	Illinois Green Economy	Kim Hankins	Dave Dammon	Tenuta
06-4030-904155-XXXXXXXX-XX	IL SBDC Cares Act Funds	Catherine Jones	Catherine Jones	Santos-George
06-4040-904060-XXXXXXXX-XX	IRS Vol Income Tax Asst Grant	Ann Esarco	Dawn Katz	Santos-George
06-7090-902034-XXXXXXXX-XX	Illinois Green Economy	Kim Hankins	Dave Dammon	Tenuta
06-8040-904164-XXXXXXXX-XX	ETSB Starcom21 McHenry Cty	Tom Kretschmer	Tom Kretschmer	Gabbard
06-8060-904159-XXXXXXXX-XX	CRRSA-HEERF II Institutional	Robert M Tenuta	Robert M Tenuta	Tenuta
06-8060-904161-XXXXXXXX-XX	CRRSA-HEERF III Institutional	Robert M Tenuta	Robert M Tenuta	Tenuta
06-9010-902024-XXXXXXXX-XX	MAP Grant Award	Christopher Heftka	Christopher Heftka	Koronkiewicz
06-9010-902027-XXXXXXXX-XX	ECACE-Early Childhood Access	Lisha Linder	Dawn Katz	Santos-George
06-9010-902060-XXXXXXXX-XX	Dpnds Police Fire Corr Off Grt	Arlene Santos-George	Arlene Santos-George	Santos-George
06-9010-904134-XXXXXXXX-XX	Childcare Access-CCAMPIS Grant	Lisha Linder	Dawn Katz	Santos-George
06-9010-904150-XXXXXXXX-XX	Emergency Relief Funds	Robert M Tenuta	Robert M Tenuta	Tenuta
06-9010-904154-XXXXXXXX-XX	Ed Stabilization Fund-GEER	Sonia Reising	Sonia Reising	Koronkiewicz
06-9010-904158-XXXXXXXX-XX	CRRSA-Coronavirus Relief	Robert M Tenuta	Robert M Tenuta	Tenuta
06-9010-904160-XXXXXXXX-XX	ARP-HEERF III Student	Robert M Tenuta	Robert M Tenuta	Tenuta
06-9010-904167-XXXXXXXX-XX	GEER II-Learning Renewal Plan	Sonia Reising	Sonia Reising	Koronkiewicz
06-9030-302032-XXXXXXXX-XX	Federal-Student Workers	Christopher Heftka	Christopher Heftka	Koronkiewicz
07 Working Cash				
07-0000-000000-XXXXXXXX-XX	General	Robert M Tenuta	Robert M Tenuta	Tenuta
08 General Fixed Asset				
08-0000-000000-XXXXXXXX-XX	General	Robert M Tenuta	Robert M Tenuta	Tenuta
08-1010-000000-XXXXXXXX-XX	General	Robert M Tenuta	Robert M Tenuta	Tenuta
08-1010-501016-XXXXXXXX-XX	General Institutional Exp	Robert M Tenuta	Robert M Tenuta	Tenuta
08-1090-000000-XXXXXXXX-XX	General	Robert M Tenuta	Robert M Tenuta	Tenuta
08-2010-000000-XXXXXXXX-XX	General	Robert M Tenuta	Robert M Tenuta	Tenuta
08-2010-501016-XXXXXXXX-XX	General Institutional Exp	Robert M Tenuta	Robert M Tenuta	Tenuta
08-3010-000000-XXXXXXXX-XX	General	Robert M Tenuta	Robert M Tenuta	Tenuta
08-3010-501016-XXXXXXXX-XX	General Institutional Exp	Robert M Tenuta	Robert M Tenuta	Tenuta
08-4010-000000-XXXXXXXX-XX	General	Robert M Tenuta	Robert M Tenuta	Tenuta

Fund Fund Title

<i>Department Code</i>	<i>Department Name</i>	<i>Supervisor</i>	<i>Dean/Director</i>	<i>VP/Exec</i>
08-4010-501016-XXXXXXXX-XX	General Institutional Exp	Robert M Tenuta	Robert M Tenuta	Tenuta
08-4090-000000-XXXXXXXX-XX	General	Robert M Tenuta	Robert M Tenuta	Tenuta
08-6010-000000-XXXXXXXX-XX	General	Robert M Tenuta	Robert M Tenuta	Tenuta
08-6010-501016-XXXXXXXX-XX	General Institutional Exp	Robert M Tenuta	Robert M Tenuta	Tenuta
08-7010-000000-XXXXXXXX-XX	General	Robert M Tenuta	Robert M Tenuta	Tenuta
08-7010-501016-XXXXXXXX-XX	General Institutional Exp	Robert M Tenuta	Robert M Tenuta	Tenuta
08-7090-000000-XXXXXXXX-XX	General	Robert M Tenuta	Robert M Tenuta	Tenuta
08-8010-000000-XXXXXXXX-XX	General	Robert M Tenuta	Robert M Tenuta	Tenuta
08-8010-501016-XXXXXXXX-XX	General Institutional Exp	Robert M Tenuta	Robert M Tenuta	Tenuta
08-8090-000000-XXXXXXXX-XX	General	Robert M Tenuta	Robert M Tenuta	Tenuta
08-9010-000000-XXXXXXXX-XX	General	Robert M Tenuta	Robert M Tenuta	Tenuta
09 General Long-Term Debt				
09-0000-000000-XXXXXXXX-XX	General	Robert M Tenuta	Robert M Tenuta	Tenuta
09-1000-501040-XXXXXXXX-XX	Institutional Liab Act	Robert M Tenuta	Robert M Tenuta	Tenuta
09-2000-501040-XXXXXXXX-XX	Institutional Liab Act	Robert M Tenuta	Robert M Tenuta	Tenuta
09-3000-501040-XXXXXXXX-XX	Institutional Liab Act	Robert M Tenuta	Robert M Tenuta	Tenuta
09-4000-501040-XXXXXXXX-XX	Institutional Liab Act	Robert M Tenuta	Robert M Tenuta	Tenuta
09-6000-501040-XXXXXXXX-XX	Institutional Liab Act	Robert M Tenuta	Robert M Tenuta	Tenuta
09-8000-501040-XXXXXXXX-XX	Institutional Liab Act	Robert M Tenuta	Robert M Tenuta	Tenuta
09-8060-501040-XXXXXXXX-XX	Institutional Liab Act	Robert M Tenuta	Robert M Tenuta	Tenuta
09-9000-501040-XXXXXXXX-XX	Institutional Liab Act	Robert M Tenuta	Robert M Tenuta	Tenuta
10 Trust & Agency				
10-0000-000000-XXXXXXXX-XX	General	Robert M Tenuta	Robert M Tenuta	Tenuta
10-0000-900005-XXXXXXXX-XX	Literacy Volunteer Donations	Fund10	Fund10	Fund10
10-0000-900006-XXXXXXXX-XX	Grant Revenue Aids Task Force	Fund10	Fund10	Fund10
10-0000-900008-XXXXXXXX-XX	Virginia State Njbc Fund	Fund10	Fund10	Fund10
10-0000-900009-XXXXXXXX-XX	Art-O-Mat	Fund10	Fund10	Fund10
10-0000-900011-XXXXXXXX-XX	Govt Assist Refundable	Fund10	Fund10	Fund10
10-0000-900012-XXXXXXXX-XX	Assessment Conference	Fund10	Fund10	Fund10
10-0000-900016-XXXXXXXX-XX	Art Club	Fund10	Fund10	Fund10
10-0000-900018-XXXXXXXX-XX	Soccer Club	Fund10	Fund10	Fund10
10-0000-900019-XXXXXXXX-XX	Sherman Hospital Aux	Fund10	Fund10	Fund10
10-0000-900020-XXXXXXXX-XX	Maryville Academy	Fund10	Fund10	Fund10
10-0000-900021-XXXXXXXX-XX	Student Life Fundraisers	Fund10	Fund10	Fund10
10-0000-900023-XXXXXXXX-XX	Fitness Center Fundraising	Fund10	Fund10	Fund10
10-0000-900024-XXXXXXXX-XX	Skyway Co-Cirricular Account	Fund10	Fund10	Fund10
10-0000-900026-XXXXXXXX-XX	AAWCC-Amer Assoc Women Com Clg	Fund10	Fund10	Fund10
10-0000-900027-XXXXXXXX-XX	Schol Progr Administrat	Fund10	Fund10	Fund10

Fund Fund Title

Department Code	Department Name	Supervisor	Dean/Director	VP/Exec
10-0000-900028-XXXXXXXX-XX	Students for Life	Fund10	Fund10	Fund10
10-0000-900029-XXXXXXXX-XX	Philosophy Club	Fund10	Fund10	Fund10
10-0000-900030-XXXXXXXX-XX	Black Student Union	Fund10	Fund10	Fund10
10-0000-900031-XXXXXXXX-XX	MCC Chess Club	Fund10	Fund10	Fund10
10-0000-900032-XXXXXXXX-XX	Campus Christian Fellowship	Fund10	Fund10	Fund10
10-0000-900033-XXXXXXXX-XX	Pride Club	Fund10	Fund10	Fund10
10-0000-900035-XXXXXXXX-XX	Cheshire Cheese Society	Fund10	Fund10	Fund10
10-0000-900036-XXXXXXXX-XX	Environmental Action Club	Fund10	Fund10	Fund10
10-0000-900037-XXXXXXXX-XX	Video Game Club	Fund10	Fund10	Fund10
10-0000-900038-XXXXXXXX-XX	Forensics Team	Fund10	Fund10	Fund10
10-0000-900044-XXXXXXXX-XX	Fencing Club	Fund10	Fund10	Fund10
10-0000-900045-XXXXXXXX-XX	Drama Club	Fund10	Fund10	Fund10
10-0000-900046-XXXXXXXX-XX	Student Peace Action Network	Fund10	Fund10	Fund10
10-0000-900047-XXXXXXXX-XX	Travel Club	Fund10	Fund10	Fund10
10-0000-900048-XXXXXXXX-XX	Student Nursing Organization	Fund10	Fund10	Fund10
10-0000-900049-XXXXXXXX-XX	Student Veteran Club	Fund10	Fund10	Fund10
10-0000-900050-XXXXXXXX-XX	Student Ethical Treatmt Animal	Fund10	Fund10	Fund10
10-0000-900052-XXXXXXXX-XX	Spanish Program Dev	Fund10	Fund10	Fund10
10-0000-900053-XXXXXXXX-XX	Hospitality Club	Fund10	Fund10	Fund10
10-0000-900054-XXXXXXXX-XX	Rotaract Service Club	Fund10	Fund10	Fund10
10-0000-900055-XXXXXXXX-XX	Future Engineering Scientist	Fund10	Fund10	Fund10
10-0000-900056-XXXXXXXX-XX	Writers Block Creative Writing	Fund10	Fund10	Fund10
10-0000-900057-XXXXXXXX-XX	Honors Scholarship	Fund10	Fund10	Fund10
10-0000-900058-XXXXXXXX-XX	Faculty Assoc Schol	Fund10	Fund10	Fund10
10-0000-900061-XXXXXXXX-XX	McHenry Women in Action	Fund10	Fund10	Fund10
10-0000-900065-XXXXXXXX-XX	CIS Scholarship Fund	Fund10	Fund10	Fund10
10-0000-900067-XXXXXXXX-XX	Marengo Community High School	Fund10	Fund10	Fund10
10-0000-900069-XXXXXXXX-XX	D155 CL Central HS Assoc Schp	Fund10	Fund10	Fund10
10-0000-900073-XXXXXXXX-XX	McHenry Elem ED Foundation	Fund10	Fund10	Fund10
10-0000-900075-XXXXXXXX-XX	United St Bowling Congress	Fund10	Fund10	Fund10
10-0000-900076-XXXXXXXX-XX	Mch Cty Womens Bowling	Fund10	Fund10	Fund10
10-0000-900078-XXXXXXXX-XX	Follett Educational Foundation	Fund10	Fund10	Fund10
10-0000-900079-XXXXXXXX-XX	McHenry Cnty Lation Coal Acad	Fund10	Fund10	Fund10
10-0000-900080-XXXXXXXX-XX	Woodstock Chamber of Commerce	Fund10	Fund10	Fund10
10-0000-900082-XXXXXXXX-XX	Louise Lundemo Memorial	Fund10	Fund10	Fund10
10-0000-900083-XXXXXXXX-XX	Rotary District #6440 Voc Sch	Fund10	Fund10	Fund10
10-0000-900086-XXXXXXXX-XX	Civil War Round Table	Fund10	Fund10	Fund10
10-0000-900087-XXXXXXXX-XX	Uaw-Ford Motor Company	Fund10	Fund10	Fund10

Fund Fund Title

Department Code	Department Name	Supervisor	Dean/Director	VP/Exec
10-0000-900088-XXXXXXXX-XX	Target Scholarship	Fund10	Fund10	Fund10
10-0000-900091-XXXXXXXX-XX	Mchenry Cty Hs Act Funddw	Fund10	Fund10	Fund10
10-0000-900092-XXXXXXXX-XX	Mountain Home Elks Lodge #2276	Fund10	Fund10	Fund10
10-0000-900094-XXXXXXXX-XX	Magnuson Scholarship	Fund10	Fund10	Fund10
10-0000-900096-XXXXXXXX-XX	Prairie Ridge HS Booster Club	Fund10	Fund10	Fund10
10-0000-900097-XXXXXXXX-XX	Lakemoor Dollars For Scholars	Fund10	Fund10	Fund10
10-0000-900098-XXXXXXXX-XX	Nami Of Mchenry Cty	Fund10	Fund10	Fund10
10-0000-900099-XXXXXXXX-XX	Coca-Cola Scholars Foundation	Fund10	Fund10	Fund10
10-0000-900101-XXXXXXXX-XX	Harvard Educ Foundation	Fund10	Fund10	Fund10
10-0000-900102-XXXXXXXX-XX	Oberweis Dairy Scholarship	Fund10	Fund10	Fund10
10-0000-900103-XXXXXXXX-XX	Dkg/Ethel Rau Scholar	Fund10	Fund10	Fund10
10-0000-900104-XXXXXXXX-XX	Pioneer Center of McHenry Cnty	Fund10	Fund10	Fund10
10-0000-900107-XXXXXXXX-XX	Hundred Club-Lake County	Fund10	Fund10	Fund10
10-0000-900108-XXXXXXXX-XX	Rotary Woodstock Morning Club	Fund10	Fund10	Fund10
10-0000-900109-XXXXXXXX-XX	Amer Leg Post 171	Fund10	Fund10	Fund10
10-0000-900110-XXXXXXXX-XX	Algonquin Garden Club	Fund10	Fund10	Fund10
10-0000-900113-XXXXXXXX-XX	M.Seres Mem Scholar	Fund10	Fund10	Fund10
10-0000-900114-XXXXXXXX-XX	Club Concordia	Fund10	Fund10	Fund10
10-0000-900116-XXXXXXXX-XX	Lisa Alexander Memorial	Fund10	Fund10	Fund10
10-0000-900117-XXXXXXXX-XX	Tyco Int'L Ltd Sch	Fund10	Fund10	Fund10
10-0000-900118-XXXXXXXX-XX	Holian Scholarship	Fund10	Fund10	Fund10
10-0000-900121-XXXXXXXX-XX	Tjx Companies Inc Schlrs	Fund10	Fund10	Fund10
10-0000-900123-XXXXXXXX-XX	Brayden Spencer Powell Mem	Fund10	Fund10	Fund10
10-0000-900126-XXXXXXXX-XX	Dist 200 Wdstk Ed Fund	Fund10	Fund10	Fund10
10-0000-900127-XXXXXXXX-XX	Bj Lambourn Educ Scholarship	Fund10	Fund10	Fund10
10-0000-900128-XXXXXXXX-XX	Brainscratch Scholarship	Fund10	Fund10	Fund10
10-0000-900129-XXXXXXXX-XX	Crystal Lake Park District	Fund10	Fund10	Fund10
10-0000-900130-XXXXXXXX-XX	Alden-Hebron HS Alum Scholarp	Fund10	Fund10	Fund10
10-0000-900132-XXXXXXXX-XX	Disabled Chgo Police Ofc	Fund10	Fund10	Fund10
10-0000-900135-XXXXXXXX-XX	Algonquin Academy Dance	Fund10	Fund10	Fund10
10-0000-900137-XXXXXXXX-XX	Scholarship America	Fund10	Fund10	Fund10
10-0000-900138-XXXXXXXX-XX	Marengo Fireman Assoc.	Fund10	Fund10	Fund10
10-0000-900139-XXXXXXXX-XX	Ece Schol (Child Care)	Fund10	Fund10	Fund10
10-0000-900144-XXXXXXXX-XX	McHenry County 4-H Youth Found	Fund10	Fund10	Fund10
10-0000-900145-XXXXXXXX-XX	Mcdonalds	Fund10	Fund10	Fund10
10-0000-900146-XXXXXXXX-XX	Gleaner Schlrshp foundt	Fund10	Fund10	Fund10
10-0000-900150-XXXXXXXX-XX	Americorp/Natl Service Award	Fund10	Fund10	Fund10
10-0000-900151-XXXXXXXX-XX	Private Kiwanis Club	Fund10	Fund10	Fund10

Fund Fund Title

<i>Department Code</i>	<i>Department Name</i>	<i>Supervisor</i>	<i>Dean/Director</i>	<i>VP/Exec</i>
10-0000-900152-XXXXXXXX-XX	Crystal Lk Service League Scho	Fund10	Fund10	Fund10
10-0000-900153-XXXXXXXX-XX	IL Auto Instructor Assn	Fund10	Fund10	Fund10
10-0000-900154-XXXXXXXX-XX	Sheet Metal Workers Internatnl	Fund10	Fund10	Fund10
10-0000-900155-XXXXXXXX-XX	D.V. Nichols Music Scholaship	Fund10	Fund10	Fund10
10-0000-900156-XXXXXXXX-XX	Herman Lacy Donation	Fund10	Fund10	Fund10
10-0000-900157-XXXXXXXX-XX	Wm J Gleason Donation	Fund10	Fund10	Fund10
10-0000-900158-XXXXXXXX-XX	Gas Controllers Assn	Fund10	Fund10	Fund10
10-0000-900159-XXXXXXXX-XX	Ssao Club Scholarship	Fund10	Fund10	Fund10
10-0000-900160-XXXXXXXX-XX	D Byrne & J Jedloe Trust	Fund10	Fund10	Fund10
10-0000-900163-XXXXXXXX-XX	First United Methodist Church	Fund10	Fund10	Fund10
10-0000-900164-XXXXXXXX-XX	Union Lion Club Scholarship	Fund10	Fund10	Fund10
10-0000-900165-XXXXXXXX-XX	Barrington Area Professional	Fund10	Fund10	Fund10
10-0000-900166-XXXXXXXX-XX	American Rottweiler Club	Fund10	Fund10	Fund10
10-0000-900167-XXXXXXXX-XX	Citizens Scholarship Foundatio	Fund10	Fund10	Fund10
10-0000-900168-XXXXXXXX-XX	Sangamon County Scholarship	Fund10	Fund10	Fund10
10-0000-900173-XXXXXXXX-XX	Rotary CL Job Retrain	Fund10	Fund10	Fund10
10-0000-900174-XXXXXXXX-XX	Giordan'os Enterprises	Fund10	Fund10	Fund10
10-0000-900176-XXXXXXXX-XX	Harvard Lions Club	Fund10	Fund10	Fund10
10-0000-900177-XXXXXXXX-XX	Wauconda Fire Guns/Hose	Fund10	Fund10	Fund10
10-0000-900178-XXXXXXXX-XX	International Night	Fund10	Fund10	Fund10
10-0000-900179-XXXXXXXX-XX	Island Lake Area Lioness Club	Fund10	Fund10	Fund10
10-0000-900181-XXXXXXXX-XX	Marengo Womens Club	Fund10	Fund10	Fund10
10-0000-900182-XXXXXXXX-XX	Union Lioness Club	Fund10	Fund10	Fund10
10-0000-900186-XXXXXXXX-XX	Clothing Closet	Fund10	Fund10	Fund10
10-0000-900187-XXXXXXXX-XX	Horticulture Scholarship	Fund10	Fund10	Fund10
10-0000-900188-XXXXXXXX-XX	Distance Learning Proj	Fund10	Fund10	Fund10
10-0000-900189-XXXXXXXX-XX	Womens Softball Fund	Fund10	Fund10	Fund10
10-0000-900190-XXXXXXXX-XX	Womens Baskeball Fund	Fund10	Fund10	Fund10
10-0000-900191-XXXXXXXX-XX	Womens Volleyball Fund	Fund10	Fund10	Fund10
10-0000-900192-XXXXXXXX-XX	Intercoll Athletic Fund	Fund10	Fund10	Fund10
10-0000-900193-XXXXXXXX-XX	Mens Basketball Fund	Fund10	Fund10	Fund10
10-0000-900194-XXXXXXXX-XX	Mens Baseball Fund	Fund10	Fund10	Fund10
10-0000-900195-XXXXXXXX-XX	Mens Soccer Fund	Fund10	Fund10	Fund10
10-0000-900196-XXXXXXXX-XX	Athletics Sports Guide	Fund10	Fund10	Fund10
10-0000-900198-XXXXXXXX-XX	Womens Tennis Fundraiser	Fund10	Fund10	Fund10
10-0000-900199-XXXXXXXX-XX	Clay Club	Fund10	Fund10	Fund10
10-0000-900200-XXXXXXXX-XX	Volleyball Tournament	Fund10	Fund10	Fund10
10-0000-900201-XXXXXXXX-XX	Sports Camps	Fund10	Fund10	Fund10

Fund Fund Title

<i>Department Code</i>	<i>Department Name</i>	<i>Supervisor</i>	<i>Dean/Director</i>	<i>VP/Exec</i>
10-0000-900202-XXXXXXXX-XX	Student Ambassadors	Fund10	Fund10	Fund10
10-0000-900203-XXXXXXXX-XX	Fit for Life Fun Run	Fund10	Fund10	Fund10
10-0000-900204-XXXXXXXX-XX	MCC Mens Tennis	Fund10	Fund10	Fund10
10-0000-900206-XXXXXXXX-XX	Ic3P3 - Career Services	Fund10	Fund10	Fund10
10-0000-900208-XXXXXXXX-XX	MCC Pride Scholarship	Fund10	Fund10	Fund10
10-0000-900209-XXXXXXXX-XX	Art Club	Fund10	Fund10	Fund10
10-0000-900210-XXXXXXXX-XX	Auto Lab Parts	Fund10	Fund10	Fund10
10-0000-900211-XXXXXXXX-XX	Auto Lab Tools	Fund10	Fund10	Fund10
10-0000-900214-XXXXXXXX-XX	Industrial Mgmt Soci MCC Ch	Fund10	Fund10	Fund10
10-0000-900215-XXXXXXXX-XX	Villa Desiderta	Fund10	Fund10	Fund10
10-0000-900217-XXXXXXXX-XX	Phi Theta Kappa-Dues	Fund10	Fund10	Fund10
10-0000-900221-XXXXXXXX-XX	Accounting Bowl	Fund10	Fund10	Fund10
10-0000-900223-XXXXXXXX-XX	CLC Fundraising	Fund10	Fund10	Fund10
10-0000-900228-XXXXXXXX-XX	Student Art Awards	Fund10	Fund10	Fund10
10-0000-900229-XXXXXXXX-XX	MCC Music Club	Fund10	Fund10	Fund10
10-0000-900233-XXXXXXXX-XX	Landscape Lab	Fund10	Fund10	Fund10
10-0000-900235-XXXXXXXX-XX	Bookstore Follett	Fund10	Fund10	Fund10
10-0000-900237-XXXXXXXX-XX	B.E.A.R. Ecology Club	Fund10	Fund10	Fund10
10-0000-900239-XXXXXXXX-XX	P.T.K. Chi Upsilon	Fund10	Fund10	Fund10
10-0000-900241-XXXXXXXX-XX	Dance Team	Fund10	Fund10	Fund10
10-0000-900242-XXXXXXXX-XX	Harmony Committee	Fund10	Fund10	Fund10
10-0000-900243-XXXXXXXX-XX	Theatre Productions	Fund10	Fund10	Fund10
10-0000-900244-XXXXXXXX-XX	Word Process Expo	Fund10	Fund10	Fund10
10-0000-900245-XXXXXXXX-XX	Latinos Unidos	Fund10	Fund10	Fund10
10-0000-900246-XXXXXXXX-XX	Multicultural Services	Fund10	Fund10	Fund10
10-0000-900248-XXXXXXXX-XX	Oneida Nation-Oneida Wisconsin	Fund10	Fund10	Fund10
10-0000-900249-XXXXXXXX-XX	Illinois Education Foundation	Fund10	Fund10	Fund10
10-0000-900250-XXXXXXXX-XX	Marengo Settlers Day Scholarsh	Fund10	Fund10	Fund10
10-0000-900251-XXXXXXXX-XX	BMW Auto Tech Scholarship	Fund10	Fund10	Fund10
10-0000-900252-XXXXXXXX-XX	Woman's Club of Wonder Lake	Fund10	Fund10	Fund10
10-0000-900254-XXXXXXXX-XX	Ld Schol'P.Genesco Hs	Fund10	Fund10	Fund10
10-0000-900255-XXXXXXXX-XX	Crystal Lake CC Scholarship	Fund10	Fund10	Fund10
10-0000-900256-XXXXXXXX-XX	McHenry Rotary	Fund10	Fund10	Fund10
10-0000-900258-XXXXXXXX-XX	Faith Christian School	Fund10	Fund10	Fund10
10-0000-900259-XXXXXXXX-XX	Rotary CL Dawnbreakers	Fund10	Fund10	Fund10
10-0000-900260-XXXXXXXX-XX	Rotary Crystal Lake	Fund10	Fund10	Fund10
10-0000-900262-XXXXXXXX-XX	Wells Fargo Scholarship	Fund10	Fund10	Fund10
10-0000-900263-XXXXXXXX-XX	Cary Soccer Association Schol	Fund10	Fund10	Fund10

Fund Fund Title

<i>Department Code</i>	<i>Department Name</i>	<i>Supervisor</i>	<i>Dean/Director</i>	<i>VP/Exec</i>
10-0000-900264-XXXXXXXX-XX	McHenry County Farm Bureau	Fund10	Fund10	Fund10
10-0000-900267-XXXXXXXX-XX	IL Migrant Council	Fund10	Fund10	Fund10
10-0000-900268-XXXXXXXX-XX	Dist 158 School District	Fund10	Fund10	Fund10
10-0000-900269-XXXXXXXX-XX	Riner Speech Award	Fund10	Fund10	Fund10
10-0000-900270-XXXXXXXX-XX	Huntley Chamber Commerce	Fund10	Fund10	Fund10
10-0000-900272-XXXXXXXX-XX	Harvest Partners Scholarship	Fund10	Fund10	Fund10
10-0000-900274-XXXXXXXX-XX	Avantis Technology	Fund10	Fund10	Fund10
10-0000-900275-XXXXXXXX-XX	Byrd-Indiana Scholarship	Fund10	Fund10	Fund10
10-0000-900276-XXXXXXXX-XX	Emer. Student Loan	Fund10	Fund10	Fund10
10-0000-900282-XXXXXXXX-XX	Shakespear Performance	Fund10	Fund10	Fund10
10-0000-900283-XXXXXXXX-XX	Fetn Videos-Cosponsor	Fund10	Fund10	Fund10
10-0000-900284-XXXXXXXX-XX	CIS Test Vouchers	Fund10	Fund10	Fund10
10-0000-900287-XXXXXXXX-XX	Alternative Spiritual Ways	Fund10	Fund10	Fund10
10-0000-900290-XXXXXXXX-XX	Broadcasting Club	Fund10	Fund10	Fund10
10-0000-900291-XXXXXXXX-XX	Nursing Honor Society	Fund10	Fund10	Fund10
10-0000-900292-XXXXXXXX-XX	Unit Scholarship Fund	Fund10	Fund10	Fund10
10-0000-900299-XXXXXXXX-XX	Protective Life Foundation	Fund10	Fund10	Fund10
10-0000-900303-XXXXXXXX-XX	Rock River Valley Blood	Fund10	Fund10	Fund10
10-0000-900304-XXXXXXXX-XX	Harvard Garden Club	Fund10	Fund10	Fund10
10-0000-900310-XXXXXXXX-XX	Business Club	Fund10	Fund10	Fund10
10-0000-900312-XXXXXXXX-XX	Social Science Club	Fund10	Fund10	Fund10
10-0000-900315-XXXXXXXX-XX	Harvard Rotary Club	Fund10	Fund10	Fund10
10-0000-900317-XXXXXXXX-XX	Nat'l Garden Club	Fund10	Fund10	Fund10
10-0000-900318-XXXXXXXX-XX	College Democrats	Fund10	Fund10	Fund10
10-0000-900319-XXXXXXXX-XX	Twisted Threads	Fund10	Fund10	Fund10
10-0000-900321-XXXXXXXX-XX	Psi Beta-Psych Club	Fund10	Fund10	Fund10
10-0000-900326-XXXXXXXX-XX	Spirit Club	Fund10	Fund10	Fund10
10-0000-900331-XXXXXXXX-XX	Veterans Book Fund	Fund10	Fund10	Fund10
10-0000-900342-XXXXXXXX-XX	School Dist 155 ED Cary Asc	Fund10	Fund10	Fund10
10-0000-900345-XXXXXXXX-XX	McHenry Cty Community Found	Fund10	Fund10	Fund10
10-0000-900346-XXXXXXXX-XX	Brent William Thomas Memorial	Fund10	Fund10	Fund10
10-0000-900348-XXXXXXXX-XX	Albertsons	Fund10	Fund10	Fund10
10-0000-900349-XXXXXXXX-XX	Women McHenry County WIM3	Fund10	Fund10	Fund10
10-0000-900351-XXXXXXXX-XX	Veterans Computer Fund	Fund10	Fund10	Fund10
10-0000-900354-XXXXXXXX-XX	College Conservatives	Fund10	Fund10	Fund10
10-0000-900362-XXXXXXXX-XX	International Scholarship Serv	Fund10	Fund10	Fund10
10-0000-900364-XXXXXXXX-XX	Cary Gr Rot Char Pat McNamara	Fund10	Fund10	Fund10
10-0000-900367-XXXXXXXX-XX	Generation End It Club	Fund10	Fund10	Fund10

Fund Fund Title

<i>Department Code</i>	<i>Department Name</i>	<i>Supervisor</i>	<i>Dean/Director</i>	<i>VP/Exec</i>
10-0000-900369-XXXXXXXX-XX	Veteran Book Fund Stem Program	Fund10	Fund10	Fund10
10-0000-900371-XXXXXXXX-XX	Illinois Spina Bifida Assoc	Fund10	Fund10	Fund10
10-0000-900372-XXXXXXXX-XX	Crystal Lake Strikers Drumline	Fund10	Fund10	Fund10
10-0000-900377-XXXXXXXX-XX	Asian American Club	Fund10	Fund10	Fund10
10-0000-900379-XXXXXXXX-XX	Woodstock Rotary Foundation Pr	Fund10	Fund10	Fund10
10-0000-900386-XXXXXXXX-XX	ISTS Interntl Scholarship Tuit	Fund10	Fund10	Fund10
10-0000-900390-XXXXXXXX-XX	Crystal Lake Chamber Commerce	Fund10	Fund10	Fund10
10-0000-900393-XXXXXXXX-XX	Consumers Co-Op Association	Fund10	Fund10	Fund10
10-0000-900396-XXXXXXXX-XX	Tempo Performing Arts Boosters	Fund10	Fund10	Fund10
10-0000-900399-XXXXXXXX-XX	BSP Memorial Scholarship	Fund10	Fund10	Fund10
10-0000-900401-XXXXXXXX-XX	Student Physical Therapy Club	Fund10	Fund10	Fund10
10-0000-900500-XXXXXXXX-XX	Scholarship Round-Up Program	Fund10	Fund10	Fund10
10-0000-900502-XXXXXXXX-XX	Local 150 Operating Engineers	Fund10	Fund10	Fund10
10-0000-900504-XXXXXXXX-XX	Miss Huntley Scholar Pageant	Fund10	Fund10	Fund10
10-0000-900508-XXXXXXXX-XX	PVR Scholarship Fund	Fund10	Fund10	Fund10
10-0000-900513-XXXXXXXX-XX	Marine Corp League WI	Fund10	Fund10	Fund10
10-0000-900514-XXXXXXXX-XX	Cordeck Building Solutions	Fund10	Fund10	Fund10
10-0000-900517-XXXXXXXX-XX	Automotive Service Association	Fund10	Fund10	Fund10
10-0000-900519-XXXXXXXX-XX	Big Thunder Grange	Fund10	Fund10	Fund10
10-0000-900520-XXXXXXXX-XX	Johnsburg Oldtimers Club	Fund10	Fund10	Fund10
10-0000-900523-XXXXXXXX-XX	Choctaw Nation of Oklahoma	Fund10	Fund10	Fund10
10-0000-900524-XXXXXXXX-XX	Right to Life McHenry Cty Ed	Fund10	Fund10	Fund10
10-0000-900525-XXXXXXXX-XX	Illinois St Bowling Proprietor	Fund10	Fund10	Fund10
10-0000-900526-XXXXXXXX-XX	Skjold Lodge Sons of Norway	Fund10	Fund10	Fund10
10-0000-900527-XXXXXXXX-XX	Woodstock Council of Teachers	Fund10	Fund10	Fund10
10-0000-900530-XXXXXXXX-XX	Mercyhealth Development Fund	Fund10	Fund10	Fund10
10-0000-900535-XXXXXXXX-XX	Woodstock CUSD #200	Fund10	Fund10	Fund10
10-0000-900536-XXXXXXXX-XX	Superior Printing Inks	Fund10	Fund10	Fund10
10-0000-900538-XXXXXXXX-XX	Catholic Order of Foresters	Fund10	Fund10	Fund10
10-0000-900540-XXXXXXXX-XX	Illinois Scottish Rite Scholar	Fund10	Fund10	Fund10
10-0000-900541-XXXXXXXX-XX	Macoupin County Agriculture Ed	Fund10	Fund10	Fund10
10-0000-900542-XXXXXXXX-XX	Trinity Evangelical Lutheran	Fund10	Fund10	Fund10
10-0000-900543-XXXXXXXX-XX	Hunting Retriever Club	Fund10	Fund10	Fund10
10-0000-900544-XXXXXXXX-XX	Denali Chapter 16 Eastern Star	Fund10	Fund10	Fund10
10-0000-900545-XXXXXXXX-XX	Anchorage Lodge #17 F & AM	Fund10	Fund10	Fund10
10-0000-900546-XXXXXXXX-XX	State Bank The Lakes	Fund10	Fund10	Fund10
10-0000-900547-XXXXXXXX-XX	Epic Promise Employee Found	Fund10	Fund10	Fund10
10-0000-900548-XXXXXXXX-XX	FaithLutheranChurch LakelandFL	Fund10	Fund10	Fund10

Fund Fund Title

Department Code	Department Name	Supervisor	Dean/Director	VP/Exec
10-0000-900549-XXXXXXXX-XX	Gilchrist Charitable Fndation	Fund10	Fund10	Fund10
10-0000-900550-XXXXXXXX-XX	Michael C Christ Family	Fund10	Fund10	Fund10
10-0000-900551-XXXXXXXX-XX	David T Brown Scholarship Fd	Fund10	Fund10	Fund10
10-0000-900552-XXXXXXXX-XX	Moorings of Arlington Heights	Fund10	Fund10	Fund10
10-0000-900553-XXXXXXXX-XX	Selma J Hartkje Com Foundation	Fund10	Fund10	Fund10
10-0000-900554-XXXXXXXX-XX	Todd Epsten Mem Scholarship	Fund10	Fund10	Fund10
10-0000-900555-XXXXXXXX-XX	Spartanburg County Foundation	Fund10	Fund10	Fund10
10-0000-900556-XXXXXXXX-XX	Oconomowoc Area School Dist	Fund10	Fund10	Fund10
10-0000-900557-XXXXXXXX-XX	Teamsters Local Union No. 731	Fund10	Fund10	Fund10
10-0000-900558-XXXXXXXX-XX	Grandma's House Daycare Center	Fund10	Fund10	Fund10
10-0000-900559-XXXXXXXX-XX	Underground Contractors Assc	Fund10	Fund10	Fund10
10-0000-900560-XXXXXXXX-XX	Northwestern Memorial Hlthcare	Fund10	Fund10	Fund10
10-0000-900561-XXXXXXXX-XX	Nicole Daune Jackson Memorial	Fund10	Fund10	Fund10
10-0000-900562-XXXXXXXX-XX	Society of Plastics Engineers	Fund10	Fund10	Fund10
10-0000-900563-XXXXXXXX-XX	McHenry County Youth Sports	Fund10	Fund10	Fund10
10-0000-900564-XXXXXXXX-XX	Rockford Assoc Minority Mgmt	Fund10	Fund10	Fund10
10-0000-900565-XXXXXXXX-XX	JPC- JP Cullen Foundation	Fund10	Fund10	Fund10
10-0000-900566-XXXXXXXX-XX	BBB Chicago Northern IL Found	Fund10	Fund10	Fund10
10-0000-900567-XXXXXXXX-XX	Marengo Union Jr FBall Club	Fund10	Fund10	Fund10
10-0000-900568-XXXXXXXX-XX	PFIA-Prof Flooring Installers	Fund10	Fund10	Fund10
10-0000-900569-XXXXXXXX-XX	NIU Kappa Chpt DeltaTauLambda	Fund10	Fund10	Fund10
10-0000-900570-XXXXXXXX-XX	Resurrection Catholic Church	Fund10	Fund10	Fund10
10-0000-900571-XXXXXXXX-XX	D & B Scholarship Fund	Fund10	Fund10	Fund10
10-0000-900572-XXXXXXXX-XX	Best Silver Scholarship	Fund10	Fund10	Fund10
10-0000-900573-XXXXXXXX-XX	Palatine Firefighters	Fund10	Fund10	Fund10
10-0000-900574-XXXXXXXX-XX	Estes Express Scholarship	Fund10	Fund10	Fund10
10-0000-900575-XXXXXXXX-XX	Woodstock North HS Athletic	Fund10	Fund10	Fund10
10-0000-900576-XXXXXXXX-XX	Print & Graphics Scholarship	Fund10	Fund10	Fund10
10-0000-900577-XXXXXXXX-XX	Hortonville Area Education Fdn	Fund10	Fund10	Fund10
10-0000-900578-XXXXXXXX-XX	Riverport Chorus	Fund10	Fund10	Fund10
10-0000-900579-XXXXXXXX-XX	Woodstock Rotary Non-Credit	Fund10	Fund10	Fund10
10-0000-900580-XXXXXXXX-XX	Rudy Scholarship Trust	Fund10	Fund10	Fund10
10-0000-900581-XXXXXXXX-XX	Girl Scouts Northern Illinois	Fund10	Fund10	Fund10
10-0000-900582-XXXXXXXX-XX	Green Street Baptist Church	Fund10	Fund10	Fund10
10-0000-900583-XXXXXXXX-XX	Alliant United Air Mainliners	Fund10	Fund10	Fund10
10-0000-900584-XXXXXXXX-XX	Folds of Honor	Fund10	Fund10	Fund10
10-0000-900585-XXXXXXXX-XX	Comm Foundation Northern IL	Fund10	Fund10	Fund10
10-0000-900586-XXXXXXXX-XX	Schaumburg TownshipCouncil PTA	Fund10	Fund10	Fund10

Fund Fund Title

<i>Department Code</i>	<i>Department Name</i>	<i>Supervisor</i>	<i>Dean/Director</i>	<i>VP/Exec</i>
10-0000-900587-XXXXXXXX-XX	Comm HS Dist 155 CL	Fund10	Fund10	Fund10
10-0000-900588-XXXXXXXX-XX	Round Lake Area Exchange Club	Fund10	Fund10	Fund10
10-0000-900589-XXXXXXXX-XX	Kane Cty Chiefs Police Geneva	Fund10	Fund10	Fund10
10-0000-900590-XXXXXXXX-XX	St John Baptist CatholicChurch	Fund10	Fund10	Fund10
10-0000-900591-XXXXXXXX-XX	Fox Lake Round Lake Rotary Clb	Fund10	Fund10	Fund10
10-0000-900592-XXXXXXXX-XX	Coral Township Town Fund	Fund10	Fund10	Fund10
10-0000-900593-XXXXXXXX-XX	Grand Chptr Order Eastern Star	Fund10	Fund10	Fund10
10-0000-900594-XXXXXXXX-XX	Marie Louise Hunt Charitable	Fund10	Fund10	Fund10
10-0000-900595-XXXXXXXX-XX	Brunswick Foundation	Fund10	Fund10	Fund10
10-0000-900596-XXXXXXXX-XX	Comanche Nation	Fund10	Fund10	Fund10
10-0000-900597-XXXXXXXX-XX	Rohrer	Fund10	Fund10	Fund10
10-0000-900598-XXXXXXXX-XX	Tomah Area School District	Fund10	Fund10	Fund10
10-0000-900599-XXXXXXXX-XX	Intl Brotherhood Elect Workers	Fund10	Fund10	Fund10
10-0000-900600-XXXXXXXX-XX	Gail Luciano Memorial	Fund10	Fund10	Fund10
10-0000-900601-XXXXXXXX-XX	Transportation Wrker Union 512	Fund10	Fund10	Fund10
10-0000-900602-XXXXXXXX-XX	Arlington Heights Chapter 992	Fund10	Fund10	Fund10
10-0000-900603-XXXXXXXX-XX	Education Assoc of Round Lake	Fund10	Fund10	Fund10
10-0000-900604-XXXXXXXX-XX	Prairie Community Bank	Fund10	Fund10	Fund10
10-0000-900605-XXXXXXXX-XX	Camping World	Fund10	Fund10	Fund10
10-0000-900606-XXXXXXXX-XX	Edwin&Janet Bryant Foundation	Fund10	Fund10	Fund10
10-0000-900607-XXXXXXXX-XX	Scholar Dollars Northbrook	Fund10	Fund10	Fund10
10-0000-900608-XXXXXXXX-XX	Oregon School's Foundation	Fund10	Fund10	Fund10
10-0000-900609-XXXXXXXX-XX	CommunityFnd Fox Valley Region	Fund10	Fund10	Fund10
10-0000-900610-XXXXXXXX-XX	McHenryCommunity HS Activities	Fund10	Fund10	Fund10
10-0000-900611-XXXXXXXX-XX	EA & FW Burchell Scholarship	Fund10	Fund10	Fund10
10-0000-900612-XXXXXXXX-XX	New Directions Addiction Ed	Fund10	Fund10	Fund10
10-0000-900613-XXXXXXXX-XX	Lions Club Sun City Huntley	Fund10	Fund10	Fund10
10-0000-900614-XXXXXXXX-XX	Carol Bowen&Lorene Maher Schol	Fund10	Fund10	Fund10
10-0000-900615-XXXXXXXX-XX	Auburn Education Association	Fund10	Fund10	Fund10
10-0000-900616-XXXXXXXX-XX	Huntley HS Band Boosters	Fund10	Fund10	Fund10
10-0000-900617-XXXXXXXX-XX	Harvard Comm Unit SD #50	Fund10	Fund10	Fund10
10-0000-900618-XXXXXXXX-XX	Grand Lodge of IL AF&AM	Fund10	Fund10	Fund10
10-0000-900619-XXXXXXXX-XX	Associated Fire Fighters of IL	Fund10	Fund10	Fund10
10-0000-900620-XXXXXXXX-XX	Richard Baidas Scholarship	Fund10	Fund10	Fund10
10-0000-900621-XXXXXXXX-XX	Natl Assoc of Pipe Fabricators	Fund10	Fund10	Fund10
10-0000-900622-XXXXXXXX-XX	Millard Family Scholarship	Fund10	Fund10	Fund10
10-0000-900623-XXXXXXXX-XX	Cary Grove Lodge #1157	Fund10	Fund10	Fund10
10-0000-900624-XXXXXXXX-XX	AARL Fnd Six Meter Clb Chicago	Fund10	Fund10	Fund10

Fund Fund Title

Department Code	Department Name	Supervisor	Dean/Director	VP/Exec
10-0000-900625-XXXXXXXX-XX	Korupp & Waelti Scholarship Fd	Fund10	Fund10	Fund10
10-0000-900626-XXXXXXXX-XX	Harvard Chpter#500 Woman Moose	Fund10	Fund10	Fund10
10-0000-900627-XXXXXXXX-XX	Rotary Intl LITH Rotary	Fund10	Fund10	Fund10
10-0000-900628-XXXXXXXX-XX	Distribution Contractors Assoc	Fund10	Fund10	Fund10
10-0000-900629-XXXXXXXX-XX	Ethans ShiningLight Foundation	Fund10	Fund10	Fund10
10-0000-900630-XXXXXXXX-XX	Marengo-Union Chamber of Comm	Fund10	Fund10	Fund10
10-0000-900631-XXXXXXXX-XX	Illinois Sheriffs' Association	Fund10	Fund10	Fund10
10-0000-900632-XXXXXXXX-XX	NEIU Foundation	Fund10	Fund10	Fund10
10-0000-900633-XXXXXXXX-XX	Rust-Oleum	Fund10	Fund10	Fund10
10-0000-900634-XXXXXXXX-XX	Laborers Intl Union North Amer	Fund10	Fund10	Fund10
10-0000-900635-XXXXXXXX-XX	Marjorie M Bringe Trust	Fund10	Fund10	Fund10
10-0000-900636-XXXXXXXX-XX	Loretta K Vogt Trust	Fund10	Fund10	Fund10
10-0000-900637-XXXXXXXX-XX	Thornton Alum Legacy-B Purden	Fund10	Fund10	Fund10
10-0000-900638-XXXXXXXX-XX	Harvard Diggins Library	Fund10	Fund10	Fund10
10-0000-900639-XXXXXXXX-XX	National Rifle Assoc America	Fund10	Fund10	Fund10
10-0000-900640-XXXXXXXX-XX	Marengo Auto Body	Fund10	Fund10	Fund10
10-0000-900641-XXXXXXXX-XX	Hillstriders Running Club	Fund10	Fund10	Fund10
10-0000-900700-XXXXXXXX-XX	Autism Awareness Club	Fund10	Fund10	Fund10
10-0000-900701-XXXXXXXX-XX	Student Occ Therapy Asst Club	Fund10	Fund10	Fund10
10-0000-900702-XXXXXXXX-XX	Paranormal Theories Club	Fund10	Fund10	Fund10
10-0000-900703-XXXXXXXX-XX	Homeless Aid Coalition Club	Fund10	Fund10	Fund10
10-0000-900704-XXXXXXXX-XX	Elks National Fund	Fund10	Fund10	Fund10
10-0000-900705-XXXXXXXX-XX	Young Democratic Socialists Am	Fund10	Fund10	Fund10
10-0000-900706-XXXXXXXX-XX	Book Club	Fund10	Fund10	Fund10
10-0000-900707-XXXXXXXX-XX	Our Bodies/Our Selves	Fund10	Fund10	Fund10
10-3090-900009-XXXXXXXX-XX	Art-O-Mat	Fund10	Fund10	Fund10
10-3090-900012-XXXXXXXX-XX	Assessment Conference	Fund10	Fund10	Fund10
10-3090-900016-XXXXXXXX-XX	Art Club	Fund10	Fund10	Fund10
10-3090-900018-XXXXXXXX-XX	Soccer Club	Fund10	Fund10	Fund10
10-3090-900021-XXXXXXXX-XX	Student Life Fundraisers	Fund10	Fund10	Fund10
10-3090-900023-XXXXXXXX-XX	Fitness Center Fundraising	Fund10	Fund10	Fund10
10-3090-900024-XXXXXXXX-XX	Skyway Co-Cirricular Account	Fund10	Fund10	Fund10
10-3090-900026-XXXXXXXX-XX	AAWCC-Amer Assoc Women Com Clg	Fund10	Fund10	Fund10
10-3090-900028-XXXXXXXX-XX	Students for Life	Fund10	Fund10	Fund10
10-3090-900029-XXXXXXXX-XX	Philosophy Club	Fund10	Fund10	Fund10
10-3090-900030-XXXXXXXX-XX	Black Student Union	Fund10	Fund10	Fund10
10-3090-900031-XXXXXXXX-XX	MCC Chess Club	Fund10	Fund10	Fund10
10-3090-900032-XXXXXXXX-XX	Campus Christian Fellowship	Fund10	Fund10	Fund10

Fund Fund Title

Department Code	Department Name	Supervisor	Dean/Director	VP/Exec
10-3090-900033-XXXXXXXX-XX	Pride Club	Fund10	Fund10	Fund10
10-3090-900035-XXXXXXXX-XX	Cheshire Cheese Society	Fund10	Fund10	Fund10
10-3090-900036-XXXXXXXX-XX	Environmental Action Club	Fund10	Fund10	Fund10
10-3090-900037-XXXXXXXX-XX	Video Game Club	Fund10	Fund10	Fund10
10-3090-900038-XXXXXXXX-XX	Forensics Team	Fund10	Fund10	Fund10
10-3090-900044-XXXXXXXX-XX	Fencing Club	Fund10	Fund10	Fund10
10-3090-900045-XXXXXXXX-XX	Drama Club	Fund10	Fund10	Fund10
10-3090-900046-XXXXXXXX-XX	Student Peace Action Network	Fund10	Fund10	Fund10
10-3090-900047-XXXXXXXX-XX	Travel Club	Fund10	Fund10	Fund10
10-3090-900048-XXXXXXXX-XX	Student Nursing Organization	Fund10	Fund10	Fund10
10-3090-900049-XXXXXXXX-XX	Student Veteran Club	Fund10	Fund10	Fund10
10-3090-900050-XXXXXXXX-XX	Student Ethical Treatmt Animal	Fund10	Fund10	Fund10
10-3090-900053-XXXXXXXX-XX	Hospitality Club	Fund10	Fund10	Fund10
10-3090-900054-XXXXXXXX-XX	Rotaract Service Club	Fund10	Fund10	Fund10
10-3090-900055-XXXXXXXX-XX	Future Engineering Scientist	Fund10	Fund10	Fund10
10-3090-900056-XXXXXXXX-XX	Writers Block Creative Writing	Fund10	Fund10	Fund10
10-3090-900178-XXXXXXXX-XX	International Night	Fund10	Fund10	Fund10
10-3090-900189-XXXXXXXX-XX	Womens Softball Fund	Fund10	Fund10	Fund10
10-3090-900190-XXXXXXXX-XX	Womens Basketball Fund	Fund10	Fund10	Fund10
10-3090-900191-XXXXXXXX-XX	Womens Volleyball Fund	Fund10	Fund10	Fund10
10-3090-900192-XXXXXXXX-XX	Intercoll Athletic Fund	Fund10	Fund10	Fund10
10-3090-900193-XXXXXXXX-XX	Mens Basketball Fund	Fund10	Fund10	Fund10
10-3090-900194-XXXXXXXX-XX	Mens Baseball Fund	Fund10	Fund10	Fund10
10-3090-900195-XXXXXXXX-XX	Mens Soccer Fund	Fund10	Fund10	Fund10
10-3090-900196-XXXXXXXX-XX	Athletics Sports Guide	Fund10	Fund10	Fund10
10-3090-900198-XXXXXXXX-XX	Womens Tennis Fundraiser	Fund10	Fund10	Fund10
10-3090-900199-XXXXXXXX-XX	Clay Club	Fund10	Fund10	Fund10
10-3090-900200-XXXXXXXX-XX	Volleyball Tournament	Fund10	Fund10	Fund10
10-3090-900201-XXXXXXXX-XX	Sports Camps	Fund10	Fund10	Fund10
10-3090-900202-XXXXXXXX-XX	Student Ambassadors	Fund10	Fund10	Fund10
10-3090-900203-XXXXXXXX-XX	Fit for Life Fun Run	Fund10	Fund10	Fund10
10-3090-900204-XXXXXXXX-XX	MCC Mens Tennis	Fund10	Fund10	Fund10
10-3090-900209-XXXXXXXX-XX	Art Club	Fund10	Fund10	Fund10
10-3090-900210-XXXXXXXX-XX	Auto Lab Parts	Fund10	Fund10	Fund10
10-3090-900211-XXXXXXXX-XX	Auto Lab Tools	Fund10	Fund10	Fund10
10-3090-900217-XXXXXXXX-XX	Phi Theta Kappa-Dues	Fund10	Fund10	Fund10
10-3090-900221-XXXXXXXX-XX	Accounting Bowl	Fund10	Fund10	Fund10
10-3090-900223-XXXXXXXX-XX	CLC Fundraising	Fund10	Fund10	Fund10

Fund Fund Title

Department Code	Department Name	Supervisor	Dean/Director	VP/Exec
10-3090-900228-XXXXXXXX-XX	Student Art Awards	Fund10	Fund10	Fund10
10-3090-900229-XXXXXXXX-XX	MCC Music Club	Fund10	Fund10	Fund10
10-3090-900233-XXXXXXXX-XX	Landscape Lab	Fund10	Fund10	Fund10
10-3090-900235-XXXXXXXX-XX	Bookstore Follett	Fund10	Fund10	Fund10
10-3090-900237-XXXXXXXX-XX	B.E.A.R. Ecology Club	Fund10	Fund10	Fund10
10-3090-900239-XXXXXXXX-XX	P.T.K. Chi Upsilon	Fund10	Fund10	Fund10
10-3090-900241-XXXXXXXX-XX	Dance Team	Fund10	Fund10	Fund10
10-3090-900242-XXXXXXXX-XX	Harmony Committee	Fund10	Fund10	Fund10
10-3090-900243-XXXXXXXX-XX	Theatre Productions	Fund10	Fund10	Fund10
10-3090-900245-XXXXXXXX-XX	Latinos Unidos	Fund10	Fund10	Fund10
10-3090-900246-XXXXXXXX-XX	Multicultural Services	Fund10	Fund10	Fund10
10-3090-900282-XXXXXXXX-XX	Shakespear Performance	Fund10	Fund10	Fund10
10-3090-900283-XXXXXXXX-XX	Fetn Videos-Cosponsor	Fund10	Fund10	Fund10
10-3090-900290-XXXXXXXX-XX	Broadcasting Club	Fund10	Fund10	Fund10
10-3090-900291-XXXXXXXX-XX	Nursing Honor Society	Fund10	Fund10	Fund10
10-3090-900310-XXXXXXXX-XX	Business Club	Fund10	Fund10	Fund10
10-3090-900312-XXXXXXXX-XX	Social Science Club	Fund10	Fund10	Fund10
10-3090-900318-XXXXXXXX-XX	College Democrats	Fund10	Fund10	Fund10
10-3090-900319-XXXXXXXX-XX	Twisted Threads	Fund10	Fund10	Fund10
10-3090-900321-XXXXXXXX-XX	Psi Beta-Psych Club	Fund10	Fund10	Fund10
10-3090-900326-XXXXXXXX-XX	Spirit Club	Fund10	Fund10	Fund10
10-3090-900354-XXXXXXXX-XX	College Conservatives	Fund10	Fund10	Fund10
10-3090-900367-XXXXXXXX-XX	Generation End It Club	Fund10	Fund10	Fund10
10-3090-900377-XXXXXXXX-XX	Asian American Club	Fund10	Fund10	Fund10
10-3090-900401-XXXXXXXX-XX	Student Physical Therapy Club	Fund10	Fund10	Fund10
10-3090-900700-XXXXXXXX-XX	Autism Awareness Club	Fund10	Fund10	Fund10
10-3090-900701-XXXXXXXX-XX	Student Occ Therapy Asst Club	Fund10	Fund10	Fund10
10-3090-900702-XXXXXXXX-XX	Paranormal Theories Club	Fund10	Fund10	Fund10
10-3090-900703-XXXXXXXX-XX	Homeless Aid Coalition Club	Fund10	Fund10	Fund10
10-3090-900705-XXXXXXXX-XX	Young Democratic Socialists Am	Fund10	Fund10	Fund10
10-3090-900706-XXXXXXXX-XX	Book Club	Fund10	Fund10	Fund10
10-3090-900707-XXXXXXXX-XX	Our Bodies/Our Selves	Fund10	Fund10	Fund10
10-9010-900005-XXXXXXXX-XX	Literacy Volunteer Donations	Fund10	Fund10	Fund10
10-9010-900006-XXXXXXXX-XX	Grant Revenue Aids Task Force	Fund10	Fund10	Fund10
10-9010-900008-XXXXXXXX-XX	Virginia State Njbc Fund	Fund10	Fund10	Fund10
10-9010-900011-XXXXXXXX-XX	Govt Assist Refundable	Fund10	Fund10	Fund10
10-9010-900019-XXXXXXXX-XX	Sherman Hospital Aux	Fund10	Fund10	Fund10
10-9010-900020-XXXXXXXX-XX	Maryville Academy	Fund10	Fund10	Fund10

Fund Fund Title

Department Code	Department Name	Supervisor	Dean/Director	VP/Exec
10-9010-900027-XXXXXXXX-XX	Schol Progr Administrat	Fund10	Fund10	Fund10
10-9010-900052-XXXXXXXX-XX	Spanish Program Dev	Fund10	Fund10	Fund10
10-9010-900057-XXXXXXXX-XX	Honors Scholarship	Fund10	Fund10	Fund10
10-9010-900058-XXXXXXXX-XX	Faculty Assoc Schol	Fund10	Fund10	Fund10
10-9010-900061-XXXXXXXX-XX	McHenry Women in Action	Fund10	Fund10	Fund10
10-9010-900065-XXXXXXXX-XX	CIS Scholarship Fund	Fund10	Fund10	Fund10
10-9010-900067-XXXXXXXX-XX	Marengo Community High School	Fund10	Fund10	Fund10
10-9010-900069-XXXXXXXX-XX	D155 CL Central HS Assoc Schp	Fund10	Fund10	Fund10
10-9010-900073-XXXXXXXX-XX	McHenry Elem ED Foundation	Fund10	Fund10	Fund10
10-9010-900075-XXXXXXXX-XX	United St Bowling Congress	Fund10	Fund10	Fund10
10-9010-900076-XXXXXXXX-XX	Mch Cty Womens Bowling	Fund10	Fund10	Fund10
10-9010-900078-XXXXXXXX-XX	Follett Educational Foundation	Fund10	Fund10	Fund10
10-9010-900079-XXXXXXXX-XX	McHenry Cnty Lation Coal Acad	Fund10	Fund10	Fund10
10-9010-900080-XXXXXXXX-XX	Woodstock Chamber of Commerce	Fund10	Fund10	Fund10
10-9010-900082-XXXXXXXX-XX	Louise Lundemo Memorial	Fund10	Fund10	Fund10
10-9010-900083-XXXXXXXX-XX	Rotary District #6440 Voc Sch	Fund10	Fund10	Fund10
10-9010-900086-XXXXXXXX-XX	Civil War Round Table	Fund10	Fund10	Fund10
10-9010-900087-XXXXXXXX-XX	Uaw-Ford Motor Company	Fund10	Fund10	Fund10
10-9010-900088-XXXXXXXX-XX	Target Scholarship	Fund10	Fund10	Fund10
10-9010-900091-XXXXXXXX-XX	Mchenry Cty Hs Act Funddw	Fund10	Fund10	Fund10
10-9010-900092-XXXXXXXX-XX	Mountain Home Elks Lodge #2276	Fund10	Fund10	Fund10
10-9010-900094-XXXXXXXX-XX	Magnuson Scholarship	Fund10	Fund10	Fund10
10-9010-900096-XXXXXXXX-XX	Prairie Ridge HS Booster Club	Fund10	Fund10	Fund10
10-9010-900097-XXXXXXXX-XX	Lakemoor Dollars For Scholars	Fund10	Fund10	Fund10
10-9010-900098-XXXXXXXX-XX	Nami Of Mchenry Cty	Fund10	Fund10	Fund10
10-9010-900099-XXXXXXXX-XX	Coca-Cola Scholars Foundation	Fund10	Fund10	Fund10
10-9010-900101-XXXXXXXX-XX	Harvard Educ Foundation	Fund10	Fund10	Fund10
10-9010-900102-XXXXXXXX-XX	Oberweis Dairy Scholarship	Fund10	Fund10	Fund10
10-9010-900103-XXXXXXXX-XX	Dkg/Ethel Rau Scholar	Fund10	Fund10	Fund10
10-9010-900104-XXXXXXXX-XX	Pioneer Center of McHenry Cnty	Fund10	Fund10	Fund10
10-9010-900107-XXXXXXXX-XX	Hundred Club-Lake County	Fund10	Fund10	Fund10
10-9010-900108-XXXXXXXX-XX	Rotary Woodstock Morning Club	Fund10	Fund10	Fund10
10-9010-900109-XXXXXXXX-XX	Amer Leg Post 171	Fund10	Fund10	Fund10
10-9010-900110-XXXXXXXX-XX	Algonquin Garden Club	Fund10	Fund10	Fund10
10-9010-900113-XXXXXXXX-XX	M.Seres Mem Scholar	Fund10	Fund10	Fund10
10-9010-900114-XXXXXXXX-XX	Club Concordia	Fund10	Fund10	Fund10
10-9010-900116-XXXXXXXX-XX	Lisa Alexander Memorial	Fund10	Fund10	Fund10
10-9010-900117-XXXXXXXX-XX	Tyco Int'L Ltd Sch	Fund10	Fund10	Fund10

Fund Fund Title

Department Code	Department Name	Supervisor	Dean/Director	VP/Exec
10-9010-900118-XXXXXXXX-XX	Holian Scholarship	Fund10	Fund10	Fund10
10-9010-900121-XXXXXXXX-XX	Tjx Companies Inc Schlr	Fund10	Fund10	Fund10
10-9010-900123-XXXXXXXX-XX	Brayden Spencer Powell Mem	Fund10	Fund10	Fund10
10-9010-900126-XXXXXXXX-XX	Dist 200 Wdstk Ed Fund	Fund10	Fund10	Fund10
10-9010-900127-XXXXXXXX-XX	Bj Lambourn Educ Scholarship	Fund10	Fund10	Fund10
10-9010-900128-XXXXXXXX-XX	Brainscratch Scholarship	Fund10	Fund10	Fund10
10-9010-900129-XXXXXXXX-XX	Crystal Lake Park District	Fund10	Fund10	Fund10
10-9010-900130-XXXXXXXX-XX	Alden-Hebron HS Alum Scholarp	Fund10	Fund10	Fund10
10-9010-900132-XXXXXXXX-XX	Disabled Chgo Police Ofc	Fund10	Fund10	Fund10
10-9010-900135-XXXXXXXX-XX	Algonquin Academy Dance	Fund10	Fund10	Fund10
10-9010-900137-XXXXXXXX-XX	Scholarship America	Fund10	Fund10	Fund10
10-9010-900138-XXXXXXXX-XX	Marengo Fireman Assoc.	Fund10	Fund10	Fund10
10-9010-900139-XXXXXXXX-XX	Ece Schol (Child Care)	Fund10	Fund10	Fund10
10-9010-900144-XXXXXXXX-XX	McHenry County 4-H Youth Found	Fund10	Fund10	Fund10
10-9010-900145-XXXXXXXX-XX	Mcdonalds	Fund10	Fund10	Fund10
10-9010-900146-XXXXXXXX-XX	Gleaner Schlrshp foundt	Fund10	Fund10	Fund10
10-9010-900150-XXXXXXXX-XX	Americorp/Natl Service Award	Fund10	Fund10	Fund10
10-9010-900151-XXXXXXXX-XX	Private Kiwanis Club	Fund10	Fund10	Fund10
10-9010-900152-XXXXXXXX-XX	Crystal Lk Service League Scho	Fund10	Fund10	Fund10
10-9010-900153-XXXXXXXX-XX	IL Auto Instructor Assn	Fund10	Fund10	Fund10
10-9010-900154-XXXXXXXX-XX	Sheet Metal Workers Internatnl	Fund10	Fund10	Fund10
10-9010-900155-XXXXXXXX-XX	D.V. Nichols Music Scholaship	Fund10	Fund10	Fund10
10-9010-900156-XXXXXXXX-XX	Herman Lacy Donation	Fund10	Fund10	Fund10
10-9010-900157-XXXXXXXX-XX	Wm J Gleason Donation	Fund10	Fund10	Fund10
10-9010-900158-XXXXXXXX-XX	Gas Controllers Assn	Fund10	Fund10	Fund10
10-9010-900159-XXXXXXXX-XX	Ssao Club Scholarship	Fund10	Fund10	Fund10
10-9010-900160-XXXXXXXX-XX	D Byrne & J Jedloe Trust	Fund10	Fund10	Fund10
10-9010-900163-XXXXXXXX-XX	First United Methodist Church	Fund10	Fund10	Fund10
10-9010-900164-XXXXXXXX-XX	Union Lion Club Scholarship	Fund10	Fund10	Fund10
10-9010-900165-XXXXXXXX-XX	Barrington Area Professional	Fund10	Fund10	Fund10
10-9010-900166-XXXXXXXX-XX	American Rottweiler Club	Fund10	Fund10	Fund10
10-9010-900167-XXXXXXXX-XX	Citizens Scholarship Foundatio	Fund10	Fund10	Fund10
10-9010-900168-XXXXXXXX-XX	Sangamon County Scholarship	Fund10	Fund10	Fund10
10-9010-900173-XXXXXXXX-XX	Rotary CL Job Retrain	Fund10	Fund10	Fund10
10-9010-900174-XXXXXXXX-XX	Giordan'os Enterprises	Fund10	Fund10	Fund10
10-9010-900176-XXXXXXXX-XX	Harvard Lions Club	Fund10	Fund10	Fund10
10-9010-900177-XXXXXXXX-XX	Wauconda Fire Guns/Hose	Fund10	Fund10	Fund10
10-9010-900179-XXXXXXXX-XX	Island Lake Area Lioness Club	Fund10	Fund10	Fund10

Fund Fund Title

Department Code	Department Name	Supervisor	Dean/Director	VP/Exec
10-9010-900181-XXXXXXXX-XX	Marengo Womens Club	Fund10	Fund10	Fund10
10-9010-900182-XXXXXXXX-XX	Union Lioness Club	Fund10	Fund10	Fund10
10-9010-900186-XXXXXXXX-XX	Clothing Closet	Fund10	Fund10	Fund10
10-9010-900187-XXXXXXXX-XX	Horticulture Scholarship	Fund10	Fund10	Fund10
10-9010-900188-XXXXXXXX-XX	Distance Learning Proj	Fund10	Fund10	Fund10
10-9010-900206-XXXXXXXX-XX	Ic3P3 - Career Services	Fund10	Fund10	Fund10
10-9010-900208-XXXXXXXX-XX	MCC Pride Scholarship	Fund10	Fund10	Fund10
10-9010-900214-XXXXXXXX-XX	Industrial Mgmt Soci MCC Ch	Fund10	Fund10	Fund10
10-9010-900215-XXXXXXXX-XX	Villa Desiderta	Fund10	Fund10	Fund10
10-9010-900244-XXXXXXXX-XX	Word Process Expo	Fund10	Fund10	Fund10
10-9010-900248-XXXXXXXX-XX	Oneida Nation-Oneida Wisconsin	Fund10	Fund10	Fund10
10-9010-900249-XXXXXXXX-XX	Illinois Education Foundation	Fund10	Fund10	Fund10
10-9010-900250-XXXXXXXX-XX	Marengo Settlers Day Scholarsh	Fund10	Fund10	Fund10
10-9010-900251-XXXXXXXX-XX	BMW Auto Tech Scholarship	Fund10	Fund10	Fund10
10-9010-900252-XXXXXXXX-XX	Woman's Club of Wonder Lake	Fund10	Fund10	Fund10
10-9010-900254-XXXXXXXX-XX	Ld Schol'P.Genesco Hs	Fund10	Fund10	Fund10
10-9010-900255-XXXXXXXX-XX	Crystal Lake CC Scholarship	Fund10	Fund10	Fund10
10-9010-900256-XXXXXXXX-XX	McHenry Rotary	Fund10	Fund10	Fund10
10-9010-900258-XXXXXXXX-XX	Faith Christian School	Fund10	Fund10	Fund10
10-9010-900259-XXXXXXXX-XX	Rotary CL Dawnbreakers	Fund10	Fund10	Fund10
10-9010-900260-XXXXXXXX-XX	Rotary Crystal Lake	Fund10	Fund10	Fund10
10-9010-900262-XXXXXXXX-XX	Wells Fargo Scholarship	Fund10	Fund10	Fund10
10-9010-900263-XXXXXXXX-XX	Cary Soccer Association Schol	Fund10	Fund10	Fund10
10-9010-900264-XXXXXXXX-XX	McHenry County Farm Bureau	Fund10	Fund10	Fund10
10-9010-900267-XXXXXXXX-XX	IL Migrant Council	Fund10	Fund10	Fund10
10-9010-900268-XXXXXXXX-XX	Dist 158 School District	Fund10	Fund10	Fund10
10-9010-900269-XXXXXXXX-XX	Riner Speech Award	Fund10	Fund10	Fund10
10-9010-900270-XXXXXXXX-XX	Huntley Chamber Commerce	Fund10	Fund10	Fund10
10-9010-900272-XXXXXXXX-XX	Harvest Partners Scholarship	Fund10	Fund10	Fund10
10-9010-900274-XXXXXXXX-XX	Avantis Technology	Fund10	Fund10	Fund10
10-9010-900275-XXXXXXXX-XX	Byrd-Indiana Scholarship	Fund10	Fund10	Fund10
10-9010-900276-XXXXXXXX-XX	Emer. Student Loan	Fund10	Fund10	Fund10
10-9010-900284-XXXXXXXX-XX	CIS Test Vouchers	Fund10	Fund10	Fund10
10-9010-900287-XXXXXXXX-XX	Alternative Spiritual Ways	Fund10	Fund10	Fund10
10-9010-900292-XXXXXXXX-XX	Unit Scholarship Fund	Fund10	Fund10	Fund10
10-9010-900299-XXXXXXXX-XX	Protective Life Foundation	Fund10	Fund10	Fund10
10-9010-900303-XXXXXXXX-XX	Rock River Valley Blood	Fund10	Fund10	Fund10
10-9010-900304-XXXXXXXX-XX	Harvard Garden Club	Fund10	Fund10	Fund10

Fund Fund Title

Department Code	Department Name	Supervisor	Dean/Director	VP/Exec
10-9010-900315-XXXXXXXX-XX	Harvard Rotary Club	Fund10	Fund10	Fund10
10-9010-900317-XXXXXXXX-XX	Nat'l Garden Club	Fund10	Fund10	Fund10
10-9010-900331-XXXXXXXX-XX	Veterans Book Fund	Fund10	Fund10	Fund10
10-9010-900342-XXXXXXXX-XX	School Dist 155 ED Cary Asc	Fund10	Fund10	Fund10
10-9010-900345-XXXXXXXX-XX	McHenry Cty Community Found	Fund10	Fund10	Fund10
10-9010-900346-XXXXXXXX-XX	Brent William Thomas Memorial	Fund10	Fund10	Fund10
10-9010-900348-XXXXXXXX-XX	Albertsons	Fund10	Fund10	Fund10
10-9010-900349-XXXXXXXX-XX	Women McHenry County WIM3	Fund10	Fund10	Fund10
10-9010-900351-XXXXXXXX-XX	Veterans Computer Fund	Fund10	Fund10	Fund10
10-9010-900362-XXXXXXXX-XX	International Scholarship Serv	Fund10	Fund10	Fund10
10-9010-900364-XXXXXXXX-XX	Cary Gr Rot Char Pat McNamara	Fund10	Fund10	Fund10
10-9010-900369-XXXXXXXX-XX	Veteran Book Fund Stem Program	Fund10	Fund10	Fund10
10-9010-900371-XXXXXXXX-XX	Illinois Spina Bifida Assoc	Fund10	Fund10	Fund10
10-9010-900372-XXXXXXXX-XX	Crystal Lake Strikers Drumline	Fund10	Fund10	Fund10
10-9010-900379-XXXXXXXX-XX	Woodstock Rotary Foundation Pr	Fund10	Fund10	Fund10
10-9010-900386-XXXXXXXX-XX	ISTS Interntl Scholarship Tuit	Fund10	Fund10	Fund10
10-9010-900390-XXXXXXXX-XX	Crystal Lake Chamber Commerce	Fund10	Fund10	Fund10
10-9010-900393-XXXXXXXX-XX	Consumers Co-Op Association	Fund10	Fund10	Fund10
10-9010-900396-XXXXXXXX-XX	Tempo Performing Arts Boosters	Fund10	Fund10	Fund10
10-9010-900399-XXXXXXXX-XX	BSP Memorial Scholarship	Fund10	Fund10	Fund10
10-9010-900500-XXXXXXXX-XX	Scholarship Round-Up Program	Fund10	Fund10	Fund10
10-9010-900502-XXXXXXXX-XX	Local 150 Operating Engineers	Fund10	Fund10	Fund10
10-9010-900504-XXXXXXXX-XX	Miss Huntley Scholar Pageant	Fund10	Fund10	Fund10
10-9010-900508-XXXXXXXX-XX	PVR Scholarship Fund	Fund10	Fund10	Fund10
10-9010-900513-XXXXXXXX-XX	Marine Corp League WI	Fund10	Fund10	Fund10
10-9010-900514-XXXXXXXX-XX	Cordeck Building Solutions	Fund10	Fund10	Fund10
10-9010-900517-XXXXXXXX-XX	Automotive Service Association	Fund10	Fund10	Fund10
10-9010-900519-XXXXXXXX-XX	Big Thunder Grange	Fund10	Fund10	Fund10
10-9010-900520-XXXXXXXX-XX	Johnsburg Oldtimers Club	Fund10	Fund10	Fund10
10-9010-900523-XXXXXXXX-XX	Choctaw Nation of Oklahoma	Fund10	Fund10	Fund10
10-9010-900524-XXXXXXXX-XX	Right to Life McHenry Cty Ed	Fund10	Fund10	Fund10
10-9010-900525-XXXXXXXX-XX	Illinois St Bowling Proprietor	Fund10	Fund10	Fund10
10-9010-900526-XXXXXXXX-XX	Skjold Lodge Sons of Norway	Fund10	Fund10	Fund10
10-9010-900527-XXXXXXXX-XX	Woodstock Council of Teachers	Fund10	Fund10	Fund10
10-9010-900530-XXXXXXXX-XX	Mercyhealth Development Fund	Fund10	Fund10	Fund10
10-9010-900535-XXXXXXXX-XX	Woodstock CUSD #200	Fund10	Fund10	Fund10
10-9010-900536-XXXXXXXX-XX	Superior Printing Inks	Fund10	Fund10	Fund10
10-9010-900538-XXXXXXXX-XX	Catholic Order of Foresters	Fund10	Fund10	Fund10

Fund Fund Title

Department Code	Department Name	Supervisor	Dean/Director	VP/Exec
10-9010-900540-XXXXXXXX-XX	Illinois Scottish Rite Scholar	Fund10	Fund10	Fund10
10-9010-900541-XXXXXXXX-XX	Macoupin County Agriculture Ed	Fund10	Fund10	Fund10
10-9010-900542-XXXXXXXX-XX	Trinity Evangelical Lutheran	Fund10	Fund10	Fund10
10-9010-900543-XXXXXXXX-XX	Hunting Retriever Club	Fund10	Fund10	Fund10
10-9010-900544-XXXXXXXX-XX	Denali Chapter 16 Eastern Star	Fund10	Fund10	Fund10
10-9010-900545-XXXXXXXX-XX	Anchorage Lodge #17 F & AM	Fund10	Fund10	Fund10
10-9010-900546-XXXXXXXX-XX	State Bank The Lakes	Fund10	Fund10	Fund10
10-9010-900547-XXXXXXXX-XX	Epic Promise Employee Found	Fund10	Fund10	Fund10
10-9010-900548-XXXXXXXX-XX	FaithLutheranChurch LakelandFL	Fund10	Fund10	Fund10
10-9010-900549-XXXXXXXX-XX	Gilchrist Charitable Fndation	Fund10	Fund10	Fund10
10-9010-900550-XXXXXXXX-XX	Michael C Christ Family	Fund10	Fund10	Fund10
10-9010-900551-XXXXXXXX-XX	David T Brown Scholarship Fd	Fund10	Fund10	Fund10
10-9010-900552-XXXXXXXX-XX	Moorings of Arlington Heights	Fund10	Fund10	Fund10
10-9010-900553-XXXXXXXX-XX	Selma J Hartkje Com Foundation	Fund10	Fund10	Fund10
10-9010-900554-XXXXXXXX-XX	Todd Epsten Mem Scholarship	Fund10	Fund10	Fund10
10-9010-900555-XXXXXXXX-XX	Spartanburg County Foundation	Fund10	Fund10	Fund10
10-9010-900556-XXXXXXXX-XX	Oconomowoc Area School Dist	Fund10	Fund10	Fund10
10-9010-900557-XXXXXXXX-XX	Teamsters Local Union No. 731	Fund10	Fund10	Fund10
10-9010-900558-XXXXXXXX-XX	Grandma's House Daycare Center	Fund10	Fund10	Fund10
10-9010-900559-XXXXXXXX-XX	Underground Contractors Assc	Fund10	Fund10	Fund10
10-9010-900560-XXXXXXXX-XX	Northwestern Memorial Hlthcare	Fund10	Fund10	Fund10
10-9010-900561-XXXXXXXX-XX	Nicole Daune Jackson Memorial	Fund10	Fund10	Fund10
10-9010-900562-XXXXXXXX-XX	Society of Plastics Engineers	Fund10	Fund10	Fund10
10-9010-900563-XXXXXXXX-XX	McHenry County Youth Sports	Fund10	Fund10	Fund10
10-9010-900564-XXXXXXXX-XX	Rockford Assoc Minority Mgmt	Fund10	Fund10	Fund10
10-9010-900565-XXXXXXXX-XX	JPC- JP Cullen Foundation	Fund10	Fund10	Fund10
10-9010-900566-XXXXXXXX-XX	BBB Chicago Northern IL Found	Fund10	Fund10	Fund10
10-9010-900567-XXXXXXXX-XX	Marengo Union Jr FBall Club	Fund10	Fund10	Fund10
10-9010-900568-XXXXXXXX-XX	PFIA-Prof Flooring Installers	Fund10	Fund10	Fund10
10-9010-900569-XXXXXXXX-XX	NIU Kappa Chpt DeltaTauLambda	Fund10	Fund10	Fund10
10-9010-900570-XXXXXXXX-XX	Resurrection Catholic Church	Fund10	Fund10	Fund10
10-9010-900571-XXXXXXXX-XX	D & B Scholarship Fund	Fund10	Fund10	Fund10
10-9010-900572-XXXXXXXX-XX	Best Silver Scholarship	Fund10	Fund10	Fund10
10-9010-900573-XXXXXXXX-XX	Palatine Firefighters	Fund10	Fund10	Fund10
10-9010-900574-XXXXXXXX-XX	Estes Express Scholarship	Fund10	Fund10	Fund10
10-9010-900575-XXXXXXXX-XX	Woodstock North HS Athletic	Fund10	Fund10	Fund10
10-9010-900576-XXXXXXXX-XX	Print & Graphics Scholarship	Fund10	Fund10	Fund10
10-9010-900577-XXXXXXXX-XX	Hortonville Area Education Fdn	Fund10	Fund10	Fund10

Fund Fund Title

Department Code	Department Name	Supervisor	Dean/Director	VP/Exec
10-9010-900578-XXXXXXXX-XX	Riverport Chorus	Fund10	Fund10	Fund10
10-9010-900579-XXXXXXXX-XX	Woodstock Rotary Non-Credit	Fund10	Fund10	Fund10
10-9010-900580-XXXXXXXX-XX	Rudy Scholarship Trust	Fund10	Fund10	Fund10
10-9010-900581-XXXXXXXX-XX	Girl Scouts Northern Illinois	Fund10	Fund10	Fund10
10-9010-900582-XXXXXXXX-XX	Green Street Baptist Church	Fund10	Fund10	Fund10
10-9010-900583-XXXXXXXX-XX	Alliant United Air Mainliners	Fund10	Fund10	Fund10
10-9010-900584-XXXXXXXX-XX	Folds of Honor	Fund10	Fund10	Fund10
10-9010-900585-XXXXXXXX-XX	Comm Foundation Northern IL	Fund10	Fund10	Fund10
10-9010-900586-XXXXXXXX-XX	Schaumburg TownshipCouncil PTA	Fund10	Fund10	Fund10
10-9010-900587-XXXXXXXX-XX	Comm HS Dist 155 CL	Fund10	Fund10	Fund10
10-9010-900588-XXXXXXXX-XX	Round Lake Area Exchange Club	Fund10	Fund10	Fund10
10-9010-900589-XXXXXXXX-XX	Kane Cty Chiefs Police Geneva	Fund10	Fund10	Fund10
10-9010-900590-XXXXXXXX-XX	St John Baptist CatholicChurch	Fund10	Fund10	Fund10
10-9010-900591-XXXXXXXX-XX	Fox Lake Round Lake Rotary Clb	Fund10	Fund10	Fund10
10-9010-900592-XXXXXXXX-XX	Coral Township Town Fund	Fund10	Fund10	Fund10
10-9010-900593-XXXXXXXX-XX	Grand Chptr Order Eastern Star	Fund10	Fund10	Fund10
10-9010-900594-XXXXXXXX-XX	Marie Louise Hunt Charitable	Fund10	Fund10	Fund10
10-9010-900595-XXXXXXXX-XX	Brunswick Foundation	Fund10	Fund10	Fund10
10-9010-900596-XXXXXXXX-XX	Comanche Nation	Fund10	Fund10	Fund10
10-9010-900597-XXXXXXXX-XX	Rohrer	Fund10	Fund10	Fund10
10-9010-900598-XXXXXXXX-XX	Tomah Area School District	Fund10	Fund10	Fund10
10-9010-900599-XXXXXXXX-XX	Intl Brotherhood Elect Workers	Fund10	Fund10	Fund10
10-9010-900600-XXXXXXXX-XX	Gail Luciano Memorial	Fund10	Fund10	Fund10
10-9010-900601-XXXXXXXX-XX	Transportation Wrker Union 512	Fund10	Fund10	Fund10
10-9010-900602-XXXXXXXX-XX	Arlington Heights Chapter 992	Fund10	Fund10	Fund10
10-9010-900603-XXXXXXXX-XX	Education Assoc of Round Lake	Fund10	Fund10	Fund10
10-9010-900604-XXXXXXXX-XX	Prairie Community Bank	Fund10	Fund10	Fund10
10-9010-900605-XXXXXXXX-XX	Camping World	Fund10	Fund10	Fund10
10-9010-900606-XXXXXXXX-XX	Edwin&Janet Bryant Foundation	Fund10	Fund10	Fund10
10-9010-900607-XXXXXXXX-XX	Scholar Dollars Northbrook	Fund10	Fund10	Fund10
10-9010-900608-XXXXXXXX-XX	Oregon School's Foundation	Fund10	Fund10	Fund10
10-9010-900609-XXXXXXXX-XX	CommunityFnd Fox Valley Region	Fund10	Fund10	Fund10
10-9010-900610-XXXXXXXX-XX	McHenryCommunity HS Activities	Fund10	Fund10	Fund10
10-9010-900611-XXXXXXXX-XX	EA & FW Burchell Scholarship	Fund10	Fund10	Fund10
10-9010-900612-XXXXXXXX-XX	New Directions Addiction Ed	Fund10	Fund10	Fund10
10-9010-900613-XXXXXXXX-XX	Lions Club Sun City Huntley	Fund10	Fund10	Fund10
10-9010-900614-XXXXXXXX-XX	Carol Bowen&Lorene Maher Schol	Fund10	Fund10	Fund10
10-9010-900615-XXXXXXXX-XX	Auburn Education Association	Fund10	Fund10	Fund10

Fund Fund Title

<i>Department Code</i>	<i>Department Name</i>	<i>Supervisor</i>	<i>Dean/Director</i>	<i>VP/Exec</i>
10-9010-900616-XXXXXXXX-XX	Huntley HS Band Boosters	Fund10	Fund10	Fund10
10-9010-900617-XXXXXXXX-XX	Harvard Comm Unit SD #50	Fund10	Fund10	Fund10
10-9010-900618-XXXXXXXX-XX	Grand Lodge of IL AF&AM	Fund10	Fund10	Fund10
10-9010-900619-XXXXXXXX-XX	Associated Fire Fighters of IL	Fund10	Fund10	Fund10
10-9010-900620-XXXXXXXX-XX	Richard Baidas Scholarship	Fund10	Fund10	Fund10
10-9010-900621-XXXXXXXX-XX	Natl Assoc of Pipe Fabricators	Fund10	Fund10	Fund10
10-9010-900622-XXXXXXXX-XX	Millard Family Scholarship	Fund10	Fund10	Fund10
10-9010-900623-XXXXXXXX-XX	Cary Grove Lodge #1157	Fund10	Fund10	Fund10
10-9010-900624-XXXXXXXX-XX	AARL Fnd Six Meter Clb Chicago	Fund10	Fund10	Fund10
10-9010-900625-XXXXXXXX-XX	Korupp & Waelti Scholarship Fd	Fund10	Fund10	Fund10
10-9010-900626-XXXXXXXX-XX	Harvard Chpter#500 Woman Moose	Fund10	Fund10	Fund10
10-9010-900627-XXXXXXXX-XX	Rotary Intl LITH Rotary	Fund10	Fund10	Fund10
10-9010-900628-XXXXXXXX-XX	Distribution Contractors Assoc	Fund10	Fund10	Fund10
10-9010-900629-XXXXXXXX-XX	Ethans ShiningLight Foundation	Fund10	Fund10	Fund10
10-9010-900630-XXXXXXXX-XX	Marengo-Union Chamber of Comm	Fund10	Fund10	Fund10
10-9010-900631-XXXXXXXX-XX	Illinois Sheriffs' Association	Fund10	Fund10	Fund10
10-9010-900632-XXXXXXXX-XX	NEIU Foundation	Fund10	Fund10	Fund10
10-9010-900633-XXXXXXXX-XX	Rust-Oleum	Fund10	Fund10	Fund10
10-9010-900634-XXXXXXXX-XX	Laborers Intl Union North Amer	Fund10	Fund10	Fund10
10-9010-900635-XXXXXXXX-XX	Marjorie M Bringe Trust	Fund10	Fund10	Fund10
10-9010-900636-XXXXXXXX-XX	Loretta K Vogt Trust	Fund10	Fund10	Fund10
10-9010-900637-XXXXXXXX-XX	Thornton Alum Legacy-B Purden	Fund10	Fund10	Fund10
10-9010-900639-XXXXXXXX-XX	National Rifle Assoc America	Fund10	Fund10	Fund10
10-9010-900640-XXXXXXXX-XX	Marengo Auto Body	Fund10	Fund10	Fund10
10-9010-900641-XXXXXXXX-XX	Hillstriders Running Club	Fund10	Fund10	Fund10
10-9010-900704-XXXXXXXX-XX	Elks National Fund	Fund10	Fund10	Fund10
11 Audit				
11-0000-000000-XXXXXXXX-XX	General	Robert M Tenuta	Robert M Tenuta	Tenuta
11-8020-501034-XXXXXXXX-XX	Audit Services	Robert M Tenuta	Robert M Tenuta	Tenuta
12 Liability, Protection & Settlement				
12-0000-000000-XXXXXXXX-XX	General	Robert M Tenuta	Robert M Tenuta	Tenuta
12-0000-501036-XXXXXXXX-XX	Campus Safety	Tom Kretschmer	Tom Kretschmer	Tenuta
12-8060-501038-XXXXXXXX-XX	Insurance	Robert M Tenuta	Robert M Tenuta	Tenuta
13 Building Bond Proceeds				
13-0000-000000-XXXXXXXX-XX	General	Robert M Tenuta	Robert M Tenuta	Tenuta
14 Public Building Commission Rental				
14-0000-000000-XXXXXXXX-XX	General	Robert M Tenuta	Robert M Tenuta	Tenuta
15 Public Building Commission Operation & Maintenance				

Fund Fund Title

<i>Department Code</i>	<i>Department Name</i>	<i>Supervisor</i>	<i>Dean/Director</i>	<i>VP/Exec</i>
15-0000-000000-XXXXXXXX-XX	General	Robert M Tenuta	Robert M Tenuta	Tenuta
17 OPEB Liability				
17-0000-000000-XXXXXXXX-XX	General	Robert M Tenuta	Robert M Tenuta	Tenuta
17-1010-000000-XXXXXXXX-XX	General	Robert M Tenuta	Robert M Tenuta	Tenuta
17-2010-000000-XXXXXXXX-XX	General	Robert M Tenuta	Robert M Tenuta	Tenuta
17-3010-000000-XXXXXXXX-XX	General	Robert M Tenuta	Robert M Tenuta	Tenuta
17-4010-000000-XXXXXXXX-XX	General	Robert M Tenuta	Robert M Tenuta	Tenuta
17-6010-000000-XXXXXXXX-XX	General	Robert M Tenuta	Robert M Tenuta	Tenuta
17-7010-000000-XXXXXXXX-XX	General	Robert M Tenuta	Robert M Tenuta	Tenuta
17-8010-000000-XXXXXXXX-XX	General	Robert M Tenuta	Robert M Tenuta	Tenuta
17-9010-000000-XXXXXXXX-XX	General	Robert M Tenuta	Robert M Tenuta	Tenuta

Income Statement Accounts

XX-XXXXXX-XXXXXXXX-XX

Group

Revenue/Expense Description

Revenue

4101001	05	Real Estate Taxes	4301002	00	FED DOE Pass-Through Revenue
4101001	10	Real Estate Taxes-Tort	4302002	00	WIOA Revenue
4101001	15	Real Estate Taxes-Ss	4302002	10	DOL Pass Through Revenue
4103500	00	CPPRT	4303002	00	Dept of Health&Human Pass Thru
4109000	00	Other Local Govt Sources	4309000	05	Sbdc Program Revenue
4201000	05	Iccb Iv/Ing Shortfall Grant	4309000	25	Gi Bill Student Grants
4201000	10	English Literacy/Civics	4309000	60	IRS Dept of Treasury Revenue
4201001	00	Base Operating Grants	4309001	00	Veterans Affairs Annual Fees
4201002	00	Equalization Grant	4309001	50	Other Fed Grant-Direct
4201009	00	ICCB Special Initiative Grants	4309002	00	Other Fed Grant Pass-Through
4201019	00	Adult Education - State Basic	4309002	01	National Science Foundation RV
4201021	00	Adult Education - Performance	4401001	00	Tuition-In District
4201022	00	SV35 MIA/ POW Dep	4401001	20	Online-Tuition & Fees
4201099	00	Other ICCB Grants	4401002	00	Tuition-Out of District
4203099	05	Avte/CTE General Revenue	4401003	00	Tuition-Out of State
4207001	00	ECACE-Early Childhood Access	4401004	00	Tuition-International Students
4209000	00	Revenue State Sources - Other	4402000	06	Course Fees
4209000	15	Cdb Grant - Greenhouse	4402000	10	Registration Fees
4209000	20	Cdb Grant - Pumphouse	4402000	15	Graduation Fees
4209000	27	IL Green Economy Network	4402000	20	Nursing Fees
4209000	30	Ill Cooperative Work Study Rev	4402000	25	Technology Fee
4209000	40	Community Literacy	4402000	30	Infrastructure Fee
4209000	65	Map Grant	4402002	00	Application Fee
4209000	70	Sbdc Grant Revenue State	4409000	05	Transcript Fees
4301000	05	Sbdc Grant Revenue Federal	4409000	10	Proficiency Exam
4301000	10	Perkins Iv Postsecondary Basic	4409000	12	Credit for Prior Learning Fees
4301000	15	Federal Basic Adult Education	4409000	15	Clep Testing
4301000	35	WSF Revenue from DOE	4409000	20	Ged Testing
4301000	45	Pell	4409000	25	Make Up Testing Fees
4301000	50	Pell Administrative	4409000	30	Placement Exam Fee
4301000	53	Fed Financial Aid Fees Revenue	4409000	40	Other Testing Fees
4301000	55	SEOG	4409000	45	Testing Ctr Serv Fee
4301000	70	FMTA Military Tuition Assist.	4409000	50	Work Keys Testing Fees
4301001	00	US Dept of Ed Direct Revenue	4420050	00	Misc. Fees
			4501000	05	Cafeteria Receipts

Group

Revenue/Expense Description

4501000	10	Catering - External	4609001	00	Shah Center Rentals
4501000	15	Catering - Internal	4709000	05	Interest On Investments
4501000	20	Catering - CLC	4709000	06	Change in Fair Value of Invest
4501000	25	Vending Receipt-Outside Vendor	4709000	07	Investment Transaction Fees
4501000	26	Vending Receipts-Internal	4709002	00	Interest Income-Leases
4501000	30	Cafeteria Rebates	4809000	00	Non Governmental Gift Other
4502000	05	Sales-Gifts	4809000	03	Gift MCC Foundation
4502000	10	Sales-Software	4809000	05	Donations
4502000	15	Sales-Books	4809000	15	Marchi Endowment Revenue
4502000	20	Sales-Supplies	4809000	25	Foundation Contributions
4502000	25	Sales-Clothing	4901001	00	Campus Safety Court Fees/Fines
4502000	30	Discounts Earned	4901002	05	Library Fines & Fees
4502000	35	Book Buyback Commissions	4909000	01	Other Grant Revenue
4502000	55	Fin Aid Bkstr Sales	4909000	05	Fax Document Fee Revenue
4503000	05	Intramurals	4909000	10	Coin Operated Copy Machine Rev
4503000	10	Sports Camps	4909000	20	College Fair Fees
4504000	10	Parenting Classes	4909000	24	Career Services Fair Fees
4504000	12	Traffic Safety School	4909000	25	Celluar One Income
4504000	16	Contract Training	4909000	26	Ctr Non-Profit Ldrship Revenue
4504000	18	Corporate Center Open Enrollme	4909000	30	Employee Health Insurance Cont
4504000	24	CE Tuition	4909000	35	College Health Insurance Contr
4504000	25	CE Discount	4909000	36	College Grp Life Ins Contribut
4504000	32	Kids & College Tuition	4909000	40	Retiree Health Insurance Contr
4504000	46	RAP Tuition	4909000	45	Cobra Health Insurance Contrib
4504000	48	RAP Membership Fees	4909000	50	Other Misc Income
4504000	50	Fitness Center Revenue	4909000	55	NSF Service Charge
4504000	60	Center for Agrarian Learning	4909000	56	Surplus Sales
4504000	70	Planetarium Events Revenue	4909000	58	Sustainability Revenue
4505001	00	Culinary Food Sales	4909000	59	Recycling Revenue
4509000	05	Conferences & Rental Income	4909000	90	SURS Pass Through Revenue
4509000	09	Workforce Program Revenue	4909000	95	CIP Pass Through Revenue
4509000	16	Floral Shop sales	4909001	00	Proceeds from Capital Lease
4509000	20	Child Care Fees	4909001	10	Proceeds from Leases
4509000	45	Greenhouse Lab Sales	4909005	00	Lease Revenue
4509000	50	Floral Shop Lab Sales	4991500	01	Capital Appropriations
4509000	55	Student Farm Sales			
4509001	00	Culinary & Other Misc.			
4509001	01	Bakery Food Sales			
4609000	05	Misc Rental			

Group

Revenue/Expense Description

Salaries

5101001	00	FT Administrative Staff
5101001	01	FT Admin Vacancy Allowance
5101002	00	PT Professional
5102001	00	FT Prof/Tech Staff
5102001	01	FT Prof Vacancy Allowance
5102002	00	PT Prof/Technical Staff
5103001	00	FT Teaching Faculty
5103001	10	FT Stipends Fall Spring Summer
5103001	15	Instr Staff - Indep Study
5103002	05	PT Instructional Other
5103002	06	PT Instruct Vacancy Allowance
5103002	10	PT Instr - Indep Study
5103002	15	PT Stipends Fall Sprg Sum
5103004	10	FT Instr Staff - Overload
5103004	20	Non-Instructional Overload
5105001	00	FT Academic Support
5106001	00	FT Clerical Staff
5106001	01	FT Clerical Vacancy Allowance
5106001	10	FT Service Staff
5106002	00	PT Clerical Staff
5106002	20	PT Service Staff
5107001	00	FT Maintenance
5108000	05	Federal Student Employee
5108000	15	Student Employees - WSI
5109000	40	Faculty Tuition Stipend
5109000	60	Sign On Bonus

Employee Benefits

5201000	05	Cobra Administration
5201001	00	Employer GTL Medical Vision
5201001	40	Employee Medical Claims Hospit
5201001	45	Employee Medical Claims Doctor
5201001	50	Employee Medical Claims Prescr
5201001	55	Cobra Medical Claims Hospital
5201001	60	Cobra Medical Claims Doctor
5201001	65	Cobra Medical Claims Prescript
5201001	70	Medical Insurance Administrati
5201001	75	Medical Insurance Access Fee
5201001	80	Medical Insurance Prescription
5201001	85	Medical Insurance Stop Loss Ag
5201001	90	Medical Insurance Stop Loss In
5201001	95	Medical Insurance Stop Loss Re
5201002	00	Dental
5201002	05	Dental Insurance Administratio
5201003	00	Vision
5201004	00	Group Life Insurance
5201005	00	Long Term Disability
5202000	00	Workers Compensation Insurance
5204000	00	Unemployment Insurance
5205000	00	Medicare
5206000	00	FICA - Social Security
5207000	05	Tuition Waiver - Admin.
5207000	10	Tuition Waiver - Faculty
5207000	15	Tuition Waiver - Staff
5207000	20	Tuition Waiver - Admin Depend
5207000	25	Tuition Waiver - Faculty Depen
5207000	30	Tuition Waiver - Staff Depend
5207000	35	Admin Tuition Reimbursement
5207000	40	Faculty Tuition Reimbursement
5207000	41	Adjunct Tuition Reimbursement
5207000	45	Staff Tuition Reimbursement
5209000	01	Flexible Spending Admin Exp
5209000	05	Employee Assistance Program
5209000	08	Wellness Benefits
5209000	55	Surs .5% Employer Contribution

Group

Revenue/Expense Description

5209000	56	College Insurance Program Exp
5209000	60	Surs Federal Grant Obligation
5209000	65	Surs Penalties
5209000	75	Employer match 403B
5299900	00	Compensated Absences
5299900	50	State Allocated SURS
5299900	95	State Allocated CIP

Contractual Services

5301000	00	Audit Services
5302000	00	Consultants
5303000	20	Other Contractual Services
5304000	05	Contractual Services
5304000	10	Contract Maintenance Services
5304000	15	Copier Lease Maintenance Serv
5305000	05	Legal Notices
5305000	10	Legal Retainer
5306000	00	Office Services
5308000	00	Instructional Services
5309000	05	Board Expense
5309000	10	Insurance Consultant
5309000	15	Background Checks
5309000	20	Other Contractual Services
5309000	21	Cont Service Offset Allowance
5309000	25	Snow Removal
5309000	30	Refuse Removal
5309000	40	Mental Health Contracted Serv

Group

Revenue/Expense Description

Supplies

5401001	00	Office Supplies	5408000	10	Supply Purchases
5401001	01	Supplies Offset Allowance	5408000	15	Clothing Purchases
5401001	55	Copy Center Chargebacks	5408000	20	Bkstr-Freight & Shipping
5401002	00	Instructional Supplies	5408000	21	Book Purchases
5401002	05	Testing Materials	5408000	25	Gift Purchases
5401002	15	Supplies - Testing	5408000	30	Software Purchases
5401002	20	Supplies - Floral Design	5409000	00	Other Materials & Supplies
5401002	25	Supplies - Greenhouse			
5401002	35	Supplies - General			
5401002	45	Supplies - Plant Science Lab			
5401002	50	Supplies - Pho/Art Ink			
5401002	56	Supplies-Hort Chargebacks			
5401004	00	Maintenance Supplies			
5401005	00	Accomodation Supplies			
5401009	00	IT Technology Supplies			
5401009	05	Supplies MCC Store			
5402000	00	Printing			
5402000	10	Printing - Non-Credit Schedule			
5402000	15	Printing - College Catalog			
5402000	20	Printing - Non-Credit Division			
5402000	25	Printing-Institutional			
5404001	00	Audio/Visual Materials			
5404001	05	Telecourse Fees			
5404002	00	Computer Software			
5404002	05	Software Purchases			
5404003	00	Postage			
5404003	05	U. P. S.			
5404004	00	Repair Materials & Supplies			
5404009	00	Accounts Payable Discount			
5405000	05	Books			
5406000	00	Publications & Dues			
5406000	05	Continuations			
5406000	10	Periodicals			
5407000	00	Advertising			
5407000	05	Photography Expense			
5407000	10	Promotional Expense			
5408000	05	Food Purchases			

Group

Revenue/Expense Description

Travel

5501000	05	Meeting Expense In-District
5501000	10	Chamber Meeting Expense In-Dis
5502000	05	In District Travel
5502000	10	Out of District Travel
5502000	11	Travel Offset Allowance
5504000	00	Recruitment
5504000	10	Recruitment - Background Check
5504000	15	Relocation/Moving Expenses
5509000	01	Professional Development
5509000	05	Staff Development
5509000	10	Vehicle Expense
5509000	15	Other Conf & Mtg Exp
5509000	20	Forensics
5509000	25	Job/College Fair

Fixed Charges

5601000	00	Rental - Facilities
5601002	00	MCC Conf Ctr Rental
5602000	00	Rental - Equipment
5606000	00	Lease Principal Retirements
5606002	00	Lease Retirements
5609000	05	Vehicle Lease
5609000	10	Existing Computer Leases
5609000	40	New Computer Leases
5609000	50	Bond Principal
5609000	55	Interest Expense
5609000	60	General Insurance
5609000	62	Late Charges -Credit Cards
5609000	65	Insurance Deductables
5609002	00	Interest Expense-Leases

Group

Revenue/Expense Description

Utilities

5701000	00	Gas
5703000	00	Electricity
5704000	00	Water/Sewage
5705000	00	Telephone
5709000	00	Utilities - General

Capital Outlay

5801000	00	Site Acquisition
5802000	00	Site Improvements
5803000	00	Buildings - New
5805000	00	Equipment - Office
5805000	01	Asset addition contra account
5806000	00	Equipment - Instructional
5806000	05	Repl Equip--Instructional
5807000	00	Equipment - Service
5807000	05	Repl Equip - Service
5808000	05	Depreciation Building
5808000	10	Depreciation Equipment
5808009	00	Amortization Expense
5809000	00	Other Capital Outlay
5809000	05	Major Equipment
5809000	07	Architectual Services
5809000	10	Site Improvement
5809000	20	Cdb Grant - Greenhouse
5809000	25	Cdb Grant - Pumphouse
5809000	60	Building Improvements

Group

Revenue/Expense Description

Other

5909002 00 Indirect Costs Allocation

- 5901003 20 Waiver - Except. to refund Pol
- 5902000 05 Emergency Relief Funding
- 5902000 10 Scholarships
- 5902000 50 Participant Costs-Scholarships
- 5902000 55 Student Assist-Food Insecurity
- 5902000 56 Student Assist-Transportation
- 5902000 57 Student Assist-MCC Store
- 5902000 58 Student Assist-Tuition
- 5902000 60 Childcare Fee Subsidy
- 5904000 05 Financial Charges/Adjustments
- 5904000 10 Fee Loss/Uncollectable
- 5904000 22 Participation Stipend
- 5904000 25 Bad Debt Expenses
- 5904000 30 Debt Forgiveness
- 5909000 00 Other Expenditures
- 5909000 01 Other Expenses
- 5909000 02 Tuition Waivers Institutional
- 5909000 04 Tuition Waivers Student Life
- 5909000 07 Tuition Waivers Senior Citizen
- 5909000 08 Tuition Waivers Culinary Mgmt
- 5909000 10 Tuition Refunds
- 5909000 12 Phi Theta Kappa
- 5909000 15 Participation Stipend
- 5909000 22 Pell Grant
- 5909000 28 SEOG
- 5909000 35 Illinois Map Grant Award
- 5909000 37 Dpnds Police Fire Corr Off Grt
- 5909000 46 Services Charges Bonds
- 5909000 52 Pell Admin Expense
- 5909000 53 Fed Financial Aid Admin Exp
- 5909000 54 Perm Art Collection
- 5909000 58 Graduation
- 5909000 70 Corporate Sponsorships
- 5909000 80 Tax Abatements
- 5909000 85 Real Estate Taxes
- 5909000 90 Bank/Credit Crd/Higher One Fee
- 5909001 00 Rewards and Recognition

Group

Revenue/Expense Description

Contingency

6000000 05 Contingency Institution

Interfund Transfer Out

7102000 05 Reserve Transfer

7102000 10 Transfer To Aux Fund

7102000 50 Transfer

Group

Revenue/Expense Description

Interfund Transfer In

7202000	05	Transfers
7202002	00	Transfer - In

This page left blank intentionally

FY 2024 vs. FY 2023
Comparative Budget Detail
By Department

This page left blank intentionally

Comparative By Fund/Department Detail FY24 vs. FY23

Thru: 6/30/2023

Object	Object Name	FY23 YTD	FY23 Budget	FY24 Budget	\$ Change	% Change
Fund 01 Education						
<i>Dept: 01-0000-000000 Department Name: General</i>						
Local Governmental Sources						
4101001	05 Real Estate Taxes	\$25,587,490	\$25,564,854	\$25,564,854	\$0	0.00%
4103500	00 CPPRT	\$656,267	\$651,451	\$487,908	(\$163,543)	-25.10%
Sum of Local Governmental Sources		\$26,243,757	\$26,216,305	\$26,052,762	(\$163,543)	-0.62%
State Governmental Sources						
4201000	05 Iccb Iv/Ing Shortfall Grant	(\$112,910)	\$107,614	\$107,614	\$0	0.00%
4201001	00 Base Operating Grants	\$3,507,286	\$3,492,687	\$4,263,462	\$770,775	22.07%
4201002	00 Equalization Grant	\$50,000	\$50,000	\$4,590,622	\$4,540,622	9081.24%
4203099	05 Avte/CTE General Revenue	\$353,339	\$348,584	\$350,000	\$1,416	0.41%
Sum of State Governmental Sources		\$3,797,715	\$3,998,885	\$9,311,698	\$5,312,813	132.86%
Federal Governmental Sources						
4301001	00 US Dept of Ed Direct Revenue	\$3,173	\$0	\$0	\$0	#Num!
4309001	00 Veterans Affairs Annual Fees	\$1,616	\$0	\$0	\$0	#Num!
Sum of Federal Governmental Sources		\$4,789	\$0	\$0	\$0	#Num!
Student Tuition & Fees						
4401001	00 Tuition-In District	\$9,249,749	\$9,216,063	\$9,649,122	\$433,059	4.70%
4401002	00 Tuition-Out of District	\$194,602	\$143,704	\$150,148	\$6,444	4.48%
4401003	00 Tuition-Out of State	\$13,002	\$19,652	\$20,533	\$881	4.48%
4401004	00 Tuition-International Students	\$25,891	\$13,260	\$13,855	\$595	4.49%
4402000	06 Course Fees	\$546,767	\$728,732	\$728,732	\$0	0.00%
4402000	10 Registration Fees	\$88,438	\$110,000	\$110,000	\$0	0.00%
4402000	15 Graduation Fees	\$100	\$300	\$300	\$0	0.00%
4402000	20 Nursing Fees	\$0	\$2,000	\$2,000	\$0	0.00%
4402000	25 Technology Fee	\$940,579	\$968,594	\$949,602	(\$18,992)	-1.96%
4402000	40 Dual Credit Fees			\$277,950		
4409000	05 Transcript Fees	\$65,315	\$40,000	\$40,000	\$0	0.00%
4409000	10 Proficiency Exam	\$300	\$450	\$450	\$0	0.00%
4409000	12 Credit for Prior Learning Fees	\$225	\$0	\$0	\$0	#Num!
4409000	15 Clep Testing	\$0	\$1,825	\$1,825	\$0	0.00%
4409000	20 Ged Testing	\$529	\$1,500	\$1,500	\$0	0.00%
4409000	25 Make Up Testing Fees	\$0	\$100	\$100	\$0	0.00%
4409000	30 Placement Exam Fee	\$0	\$100	\$100	\$0	0.00%

Thru: 6/30/2023

<i>Object</i>	<i>Object Name</i>	<i>FY23 YTD</i>	<i>FY23 Budget</i>	<i>FY24 Budget</i>	<i>\$ Change</i>	<i>% Change</i>
4409000	40 Other Testing Fees	\$1,800	\$100	\$100	\$0	0.00%
4409000	45 Testing Ctr Serv Fee	\$9,979	\$100	\$5,000	\$4,900	4900.00%
4409000	50 Work Keys Testing Fees	\$0	\$100	\$100	\$0	0.00%
4420050	00 Misc. Fees	\$740,702	\$550,000	\$750,000	\$200,000	36.36%
Sum of Student Tuition & Fees		\$11,877,978	\$11,796,580	\$12,701,417	\$904,837	7.67%
Sales & Service Fees						
4504000	32 Kids & College Tuition	\$94,021	\$150,000	\$150,000	\$0	0.00%
4504000	50 Fitness Center Revenue	\$11,196	\$10,000	\$7,500	(\$2,500)	-25.00%
Sum of Sales & Service Fees		\$105,217	\$160,000	\$157,500	(\$2,500)	-1.56%
Facilities Revenue						
4609000	05 Misc Rental	\$11,766	\$18,966	\$18,966	\$0	0.00%
Sum of Facilities Revenue		\$11,766	\$18,966	\$18,966	\$0	0.00%
Investment Revenue						
4709000	05 Interest On Investments	\$27,729	\$10,000	\$20,000	\$10,000	100.00%
4709000	06 Change in Fair Value of Invest	\$256,774	\$243,218	\$269,594	\$26,376	10.84%
4709000	07 Investment Transaction Fees	(\$15,386)	(\$20,771)	(\$16,102)	\$4,669	-22.48%
4709002	00 Interest Income-Leases	\$5,474	\$0	\$0	\$0	#Num!
Sum of Investment Revenue		\$274,590	\$232,447	\$273,492	\$41,045	17.66%
Nongovernmental Gifts						
4809000	05 Donations	\$500	\$1,000	\$1,000	\$0	0.00%
4809000	25 Foundation Contributions	\$19,315	\$10,000	\$10,000	\$0	0.00%
Sum of Nongovernmental Gifts		\$19,815	\$11,000	\$11,000	\$0	0.00%
Other Revenue						
4901002	05 Library Fines & Fees	\$0	\$150	\$150	\$0	0.00%
4909000	05 Fax Document Fee Revenue	\$0	\$50	\$50	\$0	0.00%
4909000	10 Coin Operated Copy Machine Rev	\$98	\$50	\$0	(\$50)	-100.00%
4909000	20 College Fair Fees	\$0	\$1,500	\$1,500	\$0	0.00%
4909000	25 Celluar One Income	\$0	\$9,348	\$9,348	\$0	0.00%
4909000	30 Employee Health Insurance Cont	\$1,320,702	\$2,000,000	\$2,000,000	\$0	0.00%
4909000	35 College Health Insurance Contr	\$4,501,769	\$4,000,000	\$4,000,000	\$0	0.00%
4909000	36 College Grp Life Ins Contribut	\$25,967	\$25,000	\$25,000	\$0	0.00%
4909000	40 Retiree Health Insurance Contr	\$6,201	\$1,000	\$1,000	\$0	0.00%
4909000	45 Cobra Health Insurance Contrib	\$0	\$5,000	\$5,000	\$0	0.00%
4909000	50 Other Misc Income	\$52,816	\$25,000	\$20,000	(\$5,000)	-20.00%
4909000	55 NSF Service Charge	\$45	\$250	\$250	\$0	0.00%
4909000	56 Surplus Sales	\$798	\$500	\$500	\$0	0.00%
4909000	90 SURS Pass Through Revenue	\$11,174,056	\$22,500,000	\$22,500,000	\$0	0.00%
Sum of Other Revenue		\$17,082,453	\$28,567,848	\$28,562,798	(\$5,050)	-0.02%

Thru: 6/30/2023

<i>Object</i>	<i>Object Name</i>	<i>FY23 YTD</i>	<i>FY23 Budget</i>	<i>FY24 Budget</i>	<i>\$ Change</i>	<i>% Change</i>
Net Total for General		\$59,418,080	\$71,002,031	\$77,089,633	\$6,087,602	8.57%

Dept: 01-0000-101052 Department Name: Horticulture

Sales & Service Fees

4509000	45 Greenhouse Lab Sales	\$34,503	\$4,000	\$15,000	\$11,000	275.00%
4509000	50 Floral Shop Lab Sales	\$5,280	\$0	\$1,000	\$1,000	#Div/0!
4509000	55 Student Farm Sales	\$1,941	\$0	\$1,500	\$1,500	#Div/0!

Sum of Sales & Service Fees		\$41,724	\$4,000	\$17,500	\$13,500	337.50%
--	--	----------	---------	----------	----------	---------

Net Total for Horticulture		\$41,724	\$4,000	\$17,500	\$13,500	337.50%
-----------------------------------	--	----------	---------	----------	----------	---------

Dept: 01-0000-102011 Department Name: Bakery

Sales & Service Fees

4509001	01 Bakery Food Sales	\$1,637	\$0	\$0	\$0	#Num!
---------	----------------------	---------	-----	-----	-----	-------

Sum of Sales & Service Fees		\$1,637	\$0	\$0	\$0	#Num!
--	--	---------	-----	-----	-----	-------

Net Total for Bakery		\$1,637	\$0	\$0	\$0	#Num!
-----------------------------	--	---------	-----	-----	-----	-------

Dept: 01-0000-102020 Department Name: Early Childhd Ed

Other Revenue

4909000	50 Other Misc Income	\$10,000	\$0	\$0	\$0	#Num!
---------	----------------------	----------	-----	-----	-----	-------

Sum of Other Revenue		\$10,000	\$0	\$0	\$0	#Num!
-----------------------------	--	----------	-----	-----	-----	-------

Net Total for Early Childhd Ed		\$10,000	\$0	\$0	\$0	#Num!
---------------------------------------	--	----------	-----	-----	-----	-------

Dept: 01-0000-102040 Department Name: Manufacturing Mgt

Other Revenue

4909000	59 Recycling Revenue	\$73	\$0	\$0	\$0	#Num!
---------	----------------------	------	-----	-----	-----	-------

Sum of Other Revenue		\$73	\$0	\$0	\$0	#Num!
-----------------------------	--	------	-----	-----	-----	-------

Net Total for Manufacturing Mgt		\$73	\$0	\$0	\$0	#Num!
--	--	------	-----	-----	-----	-------

Dept: 01-0000-102050 Department Name: Welding Credit Program

Other Revenue

4909000	59 Recycling Revenue	\$176	\$0	\$0	\$0	#Num!
---------	----------------------	-------	-----	-----	-----	-------

Sum of Other Revenue		\$176	\$0	\$0	\$0	#Num!
-----------------------------	--	-------	-----	-----	-----	-------

Net Total for Welding Credit Program		\$176	\$0	\$0	\$0	#Num!
---	--	-------	-----	-----	-----	-------

Dept: 01-0000-303024 Department Name: Career Services

Other Revenue

Thru: 6/30/2023

<i>Object</i>	<i>Object Name</i>	<i>FY23 YTD</i>	<i>FY23 Budget</i>	<i>FY24 Budget</i>	<i>\$ Change</i>	<i>% Change</i>
4909000	24 Career Services Fair Fees	\$4,674	\$3,000	\$6,000	\$3,000	100.00%
Sum of Other Revenue		\$4,674	\$3,000	\$6,000	\$3,000	100.00%
Net Total for Career Services		\$4,674	\$3,000	\$6,000	\$3,000	100.00%

Dept: 01-0000-404010 Department Name: Sustainability

Other Revenue

4909000	58 Sustainability Revenue	\$16,403	\$0	\$0	\$0	#Num!
Sum of Other Revenue		\$16,403	\$0	\$0	\$0	#Num!
Net Total for Sustainability		\$16,403	\$0	\$0	\$0	#Num!

Dept: 01-0000-501054 Department Name: Capital Leases

Other Revenue

4909005	00 Lease Revenue	\$19,159	\$0	\$0	\$0	#Num!
Sum of Other Revenue		\$19,159	\$0	\$0	\$0	#Num!
Net Total for Capital Leases		\$19,159	\$0	\$0	\$0	#Num!

Dept: 01-1010-000000 Department Name: General

Fringe Benefits

5299900	50 State Allocated SURS	\$6,051,715	\$0	\$0	\$0	#Num!
Sum of Fringe Benefits		\$6,051,715	\$0	\$0	\$0	#Num!
Net Total for General		\$6,051,715	\$0	\$0	\$0	#Num!

Dept: 01-1010-101010 Department Name: English

Salaries

5103001	00 FT Teaching Faculty	\$1,029,148	\$1,032,233	\$987,854	(\$44,379)	-4.30%
5103001	10 FT Stipends Fall Spring Summer	\$2,460	\$0	\$0	\$0	#Num!
5103001	15 Instr Staff - Indep Study	\$450	\$0	\$400	\$400	#Div/0!
5103002	05 PT Instructional Other	\$300	\$500	\$515	\$15	3.00%
5103002	10 PT Instr - Indep Study	\$5,746	\$500	\$515	\$15	3.00%
5103002	15 PT Stipends Fall Sprg Sum	\$170,323	\$200,000	\$206,000	\$6,000	3.00%
5103004	10 FT Instr Staff - Overload	\$40,080	\$36,000	\$36,000	\$0	0.00%
5103004	20 Non-Instructional Overload	\$13,286	\$11,000	\$8,238	(\$2,762)	-25.11%
Sum of Salaries		\$1,261,793	\$1,280,233	\$1,239,522	(\$40,711)	-3.18%

Fringe Benefits

5201001	00 Employer GTL Medical Vision	\$148,553	\$192,068	\$207,544	\$15,476	8.06%
5209000	55 Surs .5% Employer Contribution	\$5,481	\$6,400	\$6,517	\$117	1.83%
Sum of Fringe Benefits		\$154,035	\$198,468	\$214,061	\$15,593	7.86%

Thru: 6/30/2023

<i>Object</i>	<i>Object Name</i>	<i>FY23 YTD</i>	<i>FY23 Budget</i>	<i>FY24 Budget</i>	<i>\$ Change</i>	<i>% Change</i>
Maintenance, Memberships, and Printing & Postage Supplies						
5401001	00 Office Supplies	\$0	\$450	\$450	\$0	0.00%
5401009	05 Supplies MCC Store	\$195	\$135	\$135	\$0	0.00%
5402000	00 Printing	\$5	\$45	\$45	\$0	0.00%
Sum of Maintenance, Memberships, and		\$200	\$630	\$630	\$0	0.00%
Travel, Meeting, Professional Development, and Recruitment						
5509000	15 Other Conf & Mtg Exp	\$205	\$450	\$200	(\$250)	-55.56%
Sum of Travel, Meeting, Professional D		\$205	\$450	\$200	(\$250)	-55.56%
Net Total for English		\$1,416,233	\$1,479,781	\$1,454,413	(\$25,368)	-1.71%

Dept: 01-1010-101012 Department Name: Journalism

Salaries

5103001	00 FT Teaching Faculty	\$111,908	\$111,872	\$115,265	\$3,393	3.03%
5103001	10 FT Stipends Fall Spring Summer	\$125	\$0	\$0	\$0	#Num!
5103001	15 Instr Staff - Indep Study	\$3,150	\$0	\$2,799	\$2,799	#Div/0!
5103002	05 PT Instructional Other	\$0	\$5,000	\$5,150	\$150	3.00%
5103002	10 PT Instr - Indep Study	\$2,458	\$0	\$0	\$0	#Num!
5103002	15 PT Stipends Fall Sprg Sum	\$44,561	\$45,000	\$46,350	\$1,350	3.00%
5103004	10 FT Instr Staff - Overload	\$14,369	\$13,000	\$13,000	\$0	0.00%
5103004	20 Non-Instructional Overload	\$2,945	\$0	\$3,845	\$3,845	#Div/0!
Sum of Salaries		\$179,515	\$174,872	\$186,409	\$11,537	6.60%

Fringe Benefits

5201001	00 Employer GTL Medical Vision	\$30,321	\$66,006	\$47,526	(\$18,480)	-28.00%
5209000	55 Surs .5% Employer Contribution	\$645	\$874	\$899	\$25	2.86%
Sum of Fringe Benefits		\$30,966	\$66,880	\$48,425	(\$18,455)	-27.59%

Maintenance, Memberships, and Printing & Postage Supplies

5401001	00 Office Supplies	\$130	\$72	\$72	\$0	0.00%
5401009	05 Supplies MCC Store	\$12	\$72	\$72	\$0	0.00%
5402000	00 Printing	\$3	\$50	\$50	\$0	0.00%
Sum of Maintenance, Memberships, and		\$145	\$194	\$194	\$0	0.00%
Net Total for Journalism		\$210,627	\$241,946	\$235,028	(\$6,918)	-2.86%

Dept: 01-1010-101014 Department Name: Speech

Salaries

5103001	00 FT Teaching Faculty	\$312,350	\$311,948	\$320,693	\$8,745	2.80%
5103001	15 Instr Staff - Indep Study	\$225	\$0	\$25	\$25	#Div/0!
5103002	05 PT Instructional Other	\$0	\$250	\$258	\$8	3.20%

Thru: 6/30/2023

<i>Object</i>	<i>Object Name</i>	<i>FY23 YTD</i>	<i>FY23 Budget</i>	<i>FY24 Budget</i>	<i>\$ Change</i>	<i>% Change</i>
5103002	10 PT Instr - Indep Study	\$5,746	\$0	\$0	\$0	#Num!
5103002	15 PT Stipends Fall Sprg Sum	\$88,694	\$140,000	\$144,200	\$4,200	3.00%
5103004	10 FT Instr Staff - Overload	\$34,289	\$27,000	\$27,000	\$0	0.00%
5103004	20 Non-Instructional Overload	\$25,175	\$21,000	\$23,213	\$2,213	10.54%
Sum of Salaries		\$466,480	\$500,198	\$515,389	\$15,191	3.04%

Fringe Benefits

5201001	00 Employer GTL Medical Vision	\$48,636	\$69,998	\$52,101	(\$17,897)	-25.57%
5209000	55 Surs .5% Employer Contribution	\$1,809	\$2,500	\$2,460	(\$40)	-1.60%
Sum of Fringe Benefits		\$50,445	\$72,498	\$54,561	(\$17,937)	-24.74%

Maintenance, Memberships, and Printing & Postage Supplies

5401001	00 Office Supplies	\$0	\$180	\$180	\$0	0.00%
5401009	05 Supplies MCC Store	\$14	\$90	\$90	\$0	0.00%
5402000	00 Printing	\$12	\$180	\$180	\$0	0.00%
5406000	00 Publications & Dues	\$0	\$180	\$180	\$0	0.00%
Sum of Maintenance, Memberships, and		\$26	\$630	\$630	\$0	0.00%

Travel, Meeting, Professional Development, and Recruitment

5509000	20 Forensics	\$8,171	\$6,000	\$7,000	\$1,000	16.67%
Sum of Travel, Meeting, Professional D		\$8,171	\$6,000	\$7,000	\$1,000	16.67%

Net Total for Speech \$525,121 \$579,326 \$577,580 (\$1,746) -0.30%

Dept: 01-1010-101016 Department Name: Art

Salaries

5103001	00 FT Teaching Faculty	\$416,976	\$418,480	\$429,486	\$11,006	2.63%
5103001	15 Instr Staff - Indep Study	\$2,850	\$0	\$958	\$958	#Div/0!
5103002	05 PT Instructional Other	\$600	\$1,000	\$1,030	\$30	3.00%
5103002	10 PT Instr - Indep Study	\$1,361	\$8,000	\$8,240	\$240	3.00%
5103002	15 PT Stipends Fall Sprg Sum	\$340,971	\$225,000	\$231,750	\$6,750	3.00%
5103004	10 FT Instr Staff - Overload	\$42,360	\$40,000	\$40,000	\$0	0.00%
5103004	20 Non-Instructional Overload	\$13,856	\$13,000	\$13,187	\$187	1.44%
Sum of Salaries		\$818,973	\$705,480	\$724,651	\$19,171	2.72%

Fringe Benefits

5201001	00 Employer GTL Medical Vision	\$47,060	\$71,713	\$48,052	(\$23,661)	-32.99%
5209000	55 Surs .5% Employer Contribution	\$2,419	\$3,527	\$3,552	\$25	0.71%
Sum of Fringe Benefits		\$49,479	\$75,240	\$51,604	(\$23,636)	-31.41%

Outsourced & Contractual Services

5304000	10 Contract Maintenance Services	\$0	\$540	\$540	\$0	0.00%
5304000	15 Copier Lease Maintenance Serv	\$0	\$180	\$180	\$0	0.00%

Thru: 6/30/2023

<i>Object</i>	<i>Object Name</i>	<i>FY23 YTD</i>	<i>FY23 Budget</i>	<i>FY24 Budget</i>	<i>\$ Change</i>	<i>% Change</i>
5309000	20 Other Contractual Services	\$3,252	\$1,799	\$2,249	\$450	25.01%
Sum of Outsourced & Contractual Servi		\$3,252	\$2,519	\$2,969	\$450	17.86%
Maintenance, Memberships, and Printing & Postage Supplies						
5401001	00 Office Supplies	\$22,882	\$20,692	\$20,692	\$0	0.00%
5401002	00 Instructional Supplies	\$2,224	\$6,500	\$6,500	\$0	0.00%
5401002	50 Supplies - Pho/Art Ink	\$22,915	\$30,588	\$30,588	\$0	0.00%
5401009	00 IT Technology Supplies	\$36,350	\$0	\$0	\$0	#Num!
5401009	05 Supplies MCC Store	\$221	\$360	\$360	\$0	0.00%
5402000	00 Printing	\$931	\$810	\$1,000	\$190	23.46%
5404001	00 Audio/Visual Materials	\$0	\$900	\$900	\$0	0.00%
5404002	00 Computer Software	\$0	\$200	\$200	\$0	0.00%
5406000	00 Publications & Dues	\$0	\$135	\$135	\$0	0.00%
5407000	00 Advertising	\$3,143	\$0	\$0	\$0	#Num!
5408000	05 Food Purchases	\$0	\$75	\$75	\$0	0.00%
Sum of Maintenance, Memberships, and		\$88,666	\$60,260	\$60,450	\$190	0.32%
Fixed Charges, Rental, Property Insurance, and Debt Retirement						
5601000	00 Rental - Facilities	\$0	\$5,000	\$5,000	\$0	0.00%
Sum of Fixed Charges, Rental, Property		\$0	\$5,000	\$5,000	\$0	0.00%
Net Total for Art		\$960,371	\$848,499	\$844,674	(\$3,825)	-0.45%

Dept: 01-1010-101018 **Department Name: Theatre**

Salaries

5103001	00 FT Teaching Faculty	\$85,298	\$81,638	\$85,456	\$3,818	4.68%
5103001	10 FT Stipends Fall Spring Summer	\$3,125	\$0	\$0	\$0	#Num!
5103002	15 PT Stipends Fall Sprg Sum	\$0	\$1,000	\$1,030	\$30	3.00%
5103004	10 FT Instr Staff - Overload	\$4,229	\$1,000	\$1,000	\$0	0.00%
5103004	20 Non-Instructional Overload	\$7,220	\$6,000	\$6,266	\$266	4.43%
Sum of Salaries		\$99,872	\$89,638	\$93,752	\$4,114	4.59%

Fringe Benefits

5201001	00 Employer GTL Medical Vision	\$16,319	\$18,053	\$18,981	\$928	5.14%
5209000	55 Surs .5% Employer Contribution	\$498	\$448	\$437	(\$11)	-2.46%
Sum of Fringe Benefits		\$16,817	\$18,501	\$19,418	\$917	4.96%

Outsourced & Contractual Services

5302000	00 Consultants	\$12,200	\$10,796	\$12,000	\$1,204	11.15%
5309000	20 Other Contractual Services	\$350	\$0	\$0	\$0	#Num!
Sum of Outsourced & Contractual Servi		\$12,550	\$10,796	\$12,000	\$1,204	11.15%

Maintenance, Memberships, and Printing & Postage Supplies

Thru: 6/30/2023

<i>Object</i>	<i>Object Name</i>	<i>FY23 YTD</i>	<i>FY23 Budget</i>	<i>FY24 Budget</i>	<i>\$ Change</i>	<i>% Change</i>
5401001	00 Office Supplies	\$7,557	\$7,332	\$10,000	\$2,668	36.39%
5401009	05 Supplies MCC Store	\$87	\$45	\$45	\$0	0.00%
5402000	00 Printing	\$168	\$200	\$200	\$0	0.00%
5409000	00 Other Materials & Supplies	\$1,480	\$0	\$0	\$0	#Num!
Sum of Maintenance, Memberships, and		\$9,292	\$7,577	\$10,245	\$2,668	35.21%
Travel, Meeting, Professional Development, and Recruitment						
5502000	10 Out of District Travel	\$906	\$906	\$0	(\$906)	-100.00%
Sum of Travel, Meeting, Professional D		\$906	\$906	\$0	(\$906)	-100.00%
Fixed Charges, Rental, Property Insurance, and Debt Retirement						
5602000	00 Rental - Equipment	\$371	\$0	\$0	\$0	#Num!
Sum of Fixed Charges, Rental, Property		\$371	\$0	\$0	\$0	#Num!
Net Total for Theatre		\$139,808	\$127,418	\$135,415	\$7,997	6.28%

Dept: 01-1010-101020 Department Name: Photography

Salaries

5103001	00 FT Teaching Faculty	\$89,012	\$88,694	\$91,682	\$2,988	3.37%
5103002	15 PT Stipends Fall Sprg Sum	\$0	\$1,000	\$1,030	\$30	3.00%
Sum of Salaries		\$89,012	\$89,694	\$92,712	\$3,018	3.36%

Fringe Benefits

5201001	00 Employer GTL Medical Vision	\$13,519	\$15,438	\$16,231	\$793	5.14%
5209000	55 Surs .5% Employer Contribution	\$444	\$448	\$463	\$15	3.35%
Sum of Fringe Benefits		\$13,963	\$15,886	\$16,694	\$808	5.09%

Maintenance, Memberships, and Printing & Postage Supplies

5401001	00 Office Supplies	\$13,065	\$9,626	\$14,626	\$5,000	51.94%
5401002	50 Supplies - Pho/Art Ink	\$3,924	\$4,948	\$4,948	\$0	0.00%
5401009	00 IT Technology Supplies	\$1,796	\$0	\$0	\$0	#Num!
5402000	00 Printing	\$0	\$45	\$45	\$0	0.00%
5404002	00 Computer Software	\$862	\$450	\$450	\$0	0.00%
Sum of Maintenance, Memberships, and		\$19,648	\$15,069	\$20,069	\$5,000	33.18%

Net Total for Photography \$122,623 \$120,649 \$129,475 \$8,826 7.32%

Dept: 01-1010-101022 Department Name: Music

Salaries

5103001	00 FT Teaching Faculty	\$178,024	\$178,858	\$183,364	\$4,506	2.52%
5103001	10 FT Stipends Fall Spring Summer	\$50	\$250	\$0	(\$250)	-100.00%
5103001	15 Instr Staff - Indep Study	\$1,966	\$0	\$1,229	\$1,229	#Div/0!
5103002	05 PT Instructional Other	\$80	\$0	\$0	\$0	#Num!

Thru: 6/30/2023

<i>Object</i>	<i>Object Name</i>	<i>FY23 YTD</i>	<i>FY23 Budget</i>	<i>FY24 Budget</i>	<i>\$ Change</i>	<i>% Change</i>
5103002	10 PT Instr - Indep Study	\$71,580	\$65,000	\$66,950	\$1,950	3.00%
5103002	15 PT Stipends Fall Sprg Sum	\$83,247	\$40,000	\$41,200	\$1,200	3.00%
5103004	10 FT Instr Staff - Overload	\$2,360	\$6,000	\$6,000	\$0	0.00%
5103004	20 Non-Instructional Overload	\$12,146	\$4,000	\$7,859	\$3,859	96.48%
Sum of Salaries		\$349,453	\$294,108	\$306,602	\$12,494	4.25%
Fringe Benefits						
5201001	00 Employer GTL Medical Vision	\$33,370	\$58,956	\$61,972	\$3,016	5.12%
5209000	55 Surs .5% Employer Contribution	\$971	\$1,470	\$1,488	\$18	1.22%
Sum of Fringe Benefits		\$34,341	\$60,426	\$63,460	\$3,034	5.02%
Outsourced & Contractual Services						
5302000	00 Consultants	\$4,280	\$5,398	\$6,000	\$602	11.15%
5304000	10 Contract Maintenance Services	\$2,297	\$1,349	\$2,000	\$651	48.26%
5309000	20 Other Contractual Services	\$442	\$0	\$0	\$0	#Num!
Sum of Outsourced & Contractual Servi		\$7,019	\$6,747	\$8,000	\$1,253	18.57%
Maintenance, Memberships, and Printing & Postage Supplies						
5401001	00 Office Supplies	\$1,847	\$4,498	\$4,498	\$0	0.00%
5401002	00 Instructional Supplies	\$2,439	\$0	\$0	\$0	#Num!
5401009	05 Supplies MCC Store	\$2	\$81	\$81	\$0	0.00%
5402000	00 Printing	\$3	\$81	\$81	\$0	0.00%
5404002	00 Computer Software	\$0	\$1,349	\$1,349	\$0	0.00%
Sum of Maintenance, Memberships, and		\$4,290	\$6,009	\$6,009	\$0	0.00%
Travel, Meeting, Professional Development, and Recruitment						
5501000	05 Meeting Expense In-District	\$89	\$277	\$277	\$0	0.00%
5509000	10 Vehicle Expense	\$0	\$582	\$582	\$0	0.00%
Sum of Travel, Meeting, Professional D		\$89	\$859	\$859	\$0	0.00%
Fixed Charges, Rental, Property Insurance, and Debt Retirement						
5601000	00 Rental - Facilities	\$1,042	\$700	\$700	\$0	0.00%
Sum of Fixed Charges, Rental, Property		\$1,042	\$700	\$700	\$0	0.00%
Net Total for Music		\$396,234	\$368,849	\$385,630	\$16,781	4.55%

Dept: 01-1010-101024 Department Name: French

Salaries

5103002	10 PT Instr - Indep Study	\$1,355	\$5,000	\$5,150	\$150	3.00%
5103002	15 PT Stipends Fall Sprg Sum	\$10,839	\$5,000	\$5,150	\$150	3.00%
Sum of Salaries		\$12,194	\$10,000	\$10,300	\$300	3.00%

Fringe Benefits

Thru: 6/30/2023

<i>Object</i>	<i>Object Name</i>	<i>FY23 YTD</i>	<i>FY23 Budget</i>	<i>FY24 Budget</i>	<i>\$ Change</i>	<i>% Change</i>
5209000	55 Surs .5% Employer Contribution	\$0	\$50	\$52	\$2	4.00%
Sum of Fringe Benefits		\$0	\$50	\$52	\$2	4.00%
Maintenance, Memberships, and Printing & Postage Supplies						
5401001	00 Office Supplies	\$0	\$45	\$45	\$0	0.00%
5402000	00 Printing	\$2	\$25	\$25	\$0	0.00%
Sum of Maintenance, Memberships, and		\$2	\$70	\$70	\$0	0.00%
Net Total for French		\$12,196	\$10,120	\$10,422	\$302	2.98%

Dept: 01-1010-101026 Department Name: German

Salaries

5103002	10 PT Instr - Indep Study	\$1,940	\$1,000	\$1,030	\$30	3.00%
5103002	15 PT Stipends Fall Sprg Sum	\$5,620	\$8,000	\$8,240	\$240	3.00%
Sum of Salaries		\$7,561	\$9,000	\$9,270	\$270	3.00%

Fringe Benefits

5209000	55 Surs .5% Employer Contribution	\$0	\$45	\$46	\$1	2.22%
Sum of Fringe Benefits		\$0	\$45	\$46	\$1	2.22%

Maintenance, Memberships, and Printing & Postage Supplies

5401001	00 Office Supplies	\$0	\$45	\$45	\$0	0.00%
Sum of Maintenance, Memberships, and		\$0	\$45	\$45	\$0	0.00%

Net Total for German \$7,561 \$9,090 \$9,361 \$271 2.98%

Dept: 01-1010-101028 Department Name: Spanish

Salaries

5103001	00 FT Teaching Faculty	\$94,248	\$93,595	\$97,075	\$3,480	3.72%
5103002	05 PT Instructional Other	\$340	\$0	\$0	\$0	#Num!
5103002	10 PT Instr - Indep Study	\$0	\$5,000	\$5,150	\$150	3.00%
5103002	15 PT Stipends Fall Sprg Sum	\$76,608	\$70,000	\$72,100	\$2,100	3.00%
5103004	10 FT Instr Staff - Overload	\$0	\$1,500	\$1,500	\$0	0.00%
5103004	20 Non-Instructional Overload	\$4,064	\$3,500	\$4,383	\$883	25.23%
Sum of Salaries		\$175,260	\$173,595	\$180,208	\$6,613	3.81%

Fringe Benefits

5201001	00 Employer GTL Medical Vision	\$20,499	\$25,994	\$27,325	\$1,331	5.12%
5209000	55 Surs .5% Employer Contribution	\$490	\$869	\$879	\$10	1.15%
Sum of Fringe Benefits		\$20,989	\$26,863	\$28,204	\$1,341	4.99%

Maintenance, Memberships, and Printing & Postage Supplies

5401001	00 Office Supplies	\$89	\$116	\$116	\$0	0.00%
---------	--------------------	------	-------	-------	-----	-------

Thru: 6/30/2023

<i>Object</i>	<i>Object Name</i>	<i>FY23 YTD</i>	<i>FY23 Budget</i>	<i>FY24 Budget</i>	<i>\$ Change</i>	<i>% Change</i>
5401009	05 Supplies MCC Store	\$21	\$72	\$72	\$0	0.00%
5402000	00 Printing	\$207	\$40	\$40	\$0	0.00%
5404001	00 Audio/Visual Materials	\$0	\$72	\$72	\$0	0.00%
Sum of Maintenance, Memberships, and		\$316	\$300	\$300	\$0	0.00%
Travel, Meeting, Professional Development, and Recruitment						
5501000	05 Meeting Expense In-District	\$168	\$0	\$0	\$0	#Num!
5502000	10 Out of District Travel	\$1,382	\$0	\$800	\$800	#Div/0!
Sum of Travel, Meeting, Professional D		\$1,550	\$0	\$800	\$800	#Div/0!
Net Total for Spanish		\$198,115	\$200,758	\$209,512	\$8,754	4.36%

Dept: 01-1010-101030 Department Name: Philosophy

Salaries

5103001	00 FT Teaching Faculty	\$254,376	\$254,322	\$257,887	\$3,565	1.40%
5103002	05 PT Instructional Other	\$480	\$0	\$0	\$0	#Num!
5103002	10 PT Instr - Indep Study	\$2,728	\$2,500	\$2,575	\$75	3.00%
5103002	15 PT Stipends Fall Sprg Sum	\$121,081	\$110,000	\$113,300	\$3,300	3.00%
5103004	10 FT Instr Staff - Overload	\$9,218	\$15,000	\$15,000	\$0	0.00%
5103004	20 Non-Instructional Overload	\$17,516	\$7,500	\$14,580	\$7,080	94.40%
Sum of Salaries		\$405,399	\$389,322	\$403,342	\$14,020	3.60%

Fringe Benefits

5201001	00 Employer GTL Medical Vision	\$48,155	\$68,474	\$46,106	(\$22,368)	-32.67%
5209000	55 Surs .5% Employer Contribution	\$1,384	\$1,947	\$1,943	(\$4)	-0.21%
Sum of Fringe Benefits		\$49,540	\$70,421	\$48,049	(\$22,372)	-31.77%

Maintenance, Memberships, and Printing & Postage Supplies

5401001	00 Office Supplies	\$0	\$135	\$135	\$0	0.00%
5401009	05 Supplies MCC Store	\$0	\$135	\$135	\$0	0.00%
5402000	00 Printing	\$22	\$25	\$25	\$0	0.00%
5406000	00 Publications & Dues	\$470	\$450	\$450	\$0	0.00%
Sum of Maintenance, Memberships, and		\$492	\$745	\$745	\$0	0.00%
Net Total for Philosophy		\$455,431	\$460,488	\$452,136	(\$8,352)	-1.81%

Dept: 01-1010-101034 Department Name: Learning Com

Maintenance, Memberships, and Printing & Postage Supplies

5401001	00 Office Supplies	\$0	\$100	\$100	\$0	0.00%
5401009	05 Supplies MCC Store	\$0	\$75	\$75	\$0	0.00%
5402000	00 Printing	\$185	\$250	\$250	\$0	0.00%
5406000	00 Publications & Dues	\$150	\$0	\$150	\$150	#Div/0!
5407000	00 Advertising	\$461	\$250	\$100	(\$150)	-60.00%

Thru: 6/30/2023

<i>Object</i>	<i>Object Name</i>	<i>FY23 YTD</i>	<i>FY23 Budget</i>	<i>FY24 Budget</i>	<i>\$ Change</i>	<i>% Change</i>
Sum of Maintenance, Memberships, and		\$796	\$675	\$675	\$0	0.00%
Travel, Meeting, Professional Development, and Recruitment						
5501000	05 Meeting Expense In-District	\$45	\$718	\$718	\$0	0.00%
5502000	10 Out of District Travel	\$841	\$0	\$0	\$0	#Num!
5509000	15 Other Conf & Mtg Exp	\$102	\$800	\$800	\$0	0.00%
Sum of Travel, Meeting, Professional D		\$987	\$1,518	\$1,518	\$0	0.00%
Net Total for Learning Com		\$1,783	\$2,193	\$2,193	\$0	0.00%

Dept: 01-1010-101036 Department Name: Humanities

Salaries

5101001	00 FT Administrative Staff	\$235,770	\$92,610	\$221,778	\$129,168	139.48%
5102001	00 FT Prof/Tech Staff	\$38,173	\$44,947	\$47,000	\$2,053	4.57%
5103002	15 PT Stipends Fall Sprg Sum	\$180	\$49,073	\$50,545	\$1,472	3.00%
5106002	00 PT Clerical Staff	\$21,278	\$21,232	\$21,853	\$621	2.92%
Sum of Salaries		\$295,401	\$207,862	\$341,176	\$133,314	64.14%

Fringe Benefits

5201001	00 Employer GTL Medical Vision	\$29,857	\$21,615	\$47,855	\$26,240	121.40%
5209000	55 Surs .5% Employer Contribution	\$1,308	\$1,866	\$1,642	(\$224)	-11.99%
Sum of Fringe Benefits		\$31,165	\$23,481	\$49,497	\$26,016	110.80%

Outsourced & Contractual Services

5302000	00 Consultants	\$500	\$0	\$0	\$0	#Num!
5304000	10 Contract Maintenance Services	\$179	\$0	\$0	\$0	#Num!
Sum of Outsourced & Contractual Servi		\$679	\$0	\$0	\$0	#Num!

Maintenance, Memberships, and Printing & Postage Supplies

5401001	00 Office Supplies	\$1,200	\$2,000	\$2,000	\$0	0.00%
5401002	00 Instructional Supplies	\$1,092	\$0	\$0	\$0	#Num!
5401009	05 Supplies MCC Store	\$0	\$45	\$45	\$0	0.00%
5402000	00 Printing	\$1	\$90	\$90	\$0	0.00%
5404002	00 Computer Software	\$0	\$1,799	\$1,799	\$0	0.00%
5406000	00 Publications & Dues	\$972	\$1,799	\$1,799	\$0	0.00%
5409000	00 Other Materials & Supplies	\$350	\$0	\$0	\$0	#Num!
Sum of Maintenance, Memberships, and		\$3,615	\$5,733	\$5,733	\$0	0.00%

Travel, Meeting, Professional Development, and Recruitment

5501000	05 Meeting Expense In-District	\$1,368	\$424	\$1,000	\$576	135.85%
5502000	05 In District Travel	\$0	\$404	\$404	\$0	0.00%
5502000	10 Out of District Travel	\$3,957	\$3,094	\$4,000	\$906	29.30%
5509000	15 Other Conf & Mtg Exp	\$2,399	\$808	\$808	\$0	0.00%

Thru: 6/30/2023

<i>Object</i>	<i>Object Name</i>	<i>FY23 YTD</i>	<i>FY23 Budget</i>	<i>FY24 Budget</i>	<i>\$ Change</i>	<i>% Change</i>
Sum of Travel, Meeting, Professional D		\$7,724	\$4,730	\$6,212	\$1,482	31.34%
Fixed Charges, Rental, Property Insurance, and Debt Retirement						
5601002	00 MCC Conf Ctr Rental	\$0	\$350	\$350	\$0	0.00%
Sum of Fixed Charges, Rental, Property		\$0	\$350	\$350	\$0	0.00%
Net Total for Humanities		\$338,584	\$242,155	\$402,968	\$160,813	66.41%

Dept: 01-1010-101038 **Department Name: Mathematics**

Salaries

5103001	00 FT Teaching Faculty	\$1,178,804	\$1,196,635	\$1,225,701	\$29,066	2.43%
5103001	10 FT Stipends Fall Spring Summer	\$250	\$0	\$500	\$500	#Div/0!
5103001	15 Instr Staff - Indep Study	\$300	\$0	\$0	\$0	#Num!
5103002	05 PT Instructional Other	\$3,460	\$2,500	\$2,575	\$75	3.00%
5103002	10 PT Instr - Indep Study	\$0	\$5,000	\$5,150	\$150	3.00%
5103002	15 PT Stipends Fall Sprg Sum	\$180,243	\$200,000	\$206,000	\$6,000	3.00%
5103004	10 FT Instr Staff - Overload	\$90,086	\$65,000	\$65,000	\$0	0.00%
5103004	20 Non-Instructional Overload	\$5,050	\$1,500	\$3,868	\$2,368	157.87%
Sum of Salaries		\$1,458,192	\$1,470,635	\$1,508,794	\$38,159	2.59%

Fringe Benefits

5201001	00 Employer GTL Medical Vision	\$195,152	\$303,012	\$337,286	\$34,274	11.31%
5209000	55 Surs .5% Employer Contribution	\$6,362	\$7,352	\$7,524	\$172	2.34%
Sum of Fringe Benefits		\$201,514	\$310,364	\$344,810	\$34,446	11.10%

Maintenance, Memberships, and Printing & Postage Supplies

5401001	00 Office Supplies	\$271	\$750	\$750	\$0	0.00%
5401002	00 Instructional Supplies	\$0	\$50	\$100	\$50	100.00%
5401002	35 Supplies - General	\$197	\$0	\$0	\$0	#Num!
5401009	05 Supplies MCC Store	\$98	\$0	\$0	\$0	#Num!
5402000	00 Printing	\$12	\$0	\$0	\$0	#Num!
5406000	00 Publications & Dues	\$0	\$360	\$350	(\$10)	-2.78%
Sum of Maintenance, Memberships, and		\$577	\$1,160	\$1,200	\$40	3.45%

Travel, Meeting, Professional Development, and Recruitment

5501000	05 Meeting Expense In-District	\$131	\$400	\$200	(\$200)	-50.00%
5509000	15 Other Conf & Mtg Exp	\$55	\$700	\$500	(\$200)	-28.57%
Sum of Travel, Meeting, Professional D		\$186	\$1,100	\$700	(\$400)	-36.36%

Net Total for Mathematics \$1,660,469 \$1,783,259 \$1,855,504 \$72,245 4.05%

Dept: 01-1010-101040 **Department Name: Biology**

Salaries

Thru: 6/30/2023

<i>Object</i>	<i>Object Name</i>	<i>FY23 YTD</i>	<i>FY23 Budget</i>	<i>FY24 Budget</i>	<i>\$ Change</i>	<i>% Change</i>
5102001	00 FT Prof/Tech Staff	\$50,724	\$50,298	\$51,774	\$1,476	2.93%
5103001	00 FT Teaching Faculty	\$578,622	\$666,947	\$522,823	(\$144,124)	-21.61%
5103001	10 FT Stipends Fall Spring Summer	\$23,200	\$0	\$20,000	\$20,000	#Div/0!
5103001	15 Instr Staff - Indep Study	\$0	\$0	\$0	\$0	#Num!
5103002	05 PT Instructional Other	\$1,440	\$1,000	\$1,030	\$30	3.00%
5103002	15 PT Stipends Fall Sprg Sum	\$188,132	\$185,000	\$190,550	\$5,550	3.00%
5103004	10 FT Instr Staff - Overload	\$113,740	\$110,000	\$110,000	\$0	0.00%
5103004	20 Non-Instructional Overload	\$15,321	\$20,000	\$15,786	(\$4,214)	-21.07%
5106002	00 PT Clerical Staff	\$18,279	\$24,092	\$24,079	(\$13)	-0.05%
Sum of Salaries		\$989,458	\$1,057,337	\$936,042	(\$121,295)	-11.47%
Fringe Benefits						
5201001	00 Employer GTL Medical Vision	\$126,554	\$229,771	\$183,043	(\$46,728)	-20.34%
5209000	55 Surs .5% Employer Contribution	\$3,855	\$5,285	\$5,277	(\$8)	-0.15%
Sum of Fringe Benefits		\$130,409	\$235,056	\$188,320	(\$46,736)	-19.88%
Outsourced & Contractual Services						
5304000	10 Contract Maintenance Services	\$0	\$6,000	\$6,000	\$0	0.00%
5309000	20 Other Contractual Services	\$7,183	\$16,000	\$16,000	\$0	0.00%
Sum of Outsourced & Contractual Servi		\$7,183	\$22,000	\$22,000	\$0	0.00%
Maintenance, Memberships, and Printing & Postage Supplies						
5401001	00 Office Supplies	\$417	\$350	\$350	\$0	0.00%
5401002	35 Supplies - General	\$78,618	\$80,000	\$80,000	\$0	0.00%
5401009	05 Supplies MCC Store	\$279	\$300	\$300	\$0	0.00%
5402000	00 Printing	\$124	\$50	\$100	\$50	100.00%
5406000	00 Publications & Dues	\$0	\$300	\$150	(\$150)	-50.00%
Sum of Maintenance, Memberships, and		\$79,438	\$81,000	\$80,900	(\$100)	-0.12%
Travel, Meeting, Professional Development, and Recruitment						
5502000	05 In District Travel	\$195	\$300	\$300	\$0	0.00%
5502000	10 Out of District Travel	\$11	\$300	\$300	\$0	0.00%
Sum of Travel, Meeting, Professional D		\$205	\$600	\$600	\$0	0.00%
Net Total for Biology		\$1,206,693	\$1,395,993	\$1,227,862	(\$168,131)	-12.04%

Dept: 01-1010-101042 Department Name: Chemistry

Salaries

5102002	00 PT Prof/Technical Staff	\$26,264	\$29,577	\$30,446	\$869	2.94%
5103001	00 FT Teaching Faculty	\$201,824	\$203,359	\$207,878	\$4,519	2.22%
5103002	05 PT Instructional Other	\$300	\$500	\$515	\$15	3.00%
5103002	15 PT Stipends Fall Sprg Sum	\$105,689	\$115,000	\$118,450	\$3,450	3.00%
5103004	10 FT Instr Staff - Overload	\$23,000	\$25,000	\$25,000	\$0	0.00%

Thru: 6/30/2023

<i>Object</i>	<i>Object Name</i>	<i>FY23 YTD</i>	<i>FY23 Budget</i>	<i>FY24 Budget</i>	<i>\$ Change</i>	<i>% Change</i>
5103004	20 Non-Instructional Overload	\$8,481	\$15,000	\$4,536	(\$10,464)	-69.76%
Sum of Salaries		\$365,559	\$388,436	\$386,825	(\$1,611)	-0.41%
Fringe Benefits						
5201001	00 Employer GTL Medical Vision	\$37,622	\$39,095	\$41,098	\$2,003	5.12%
5209000	55 Surs .5% Employer Contribution	\$1,165	\$1,942	\$1,912	(\$30)	-1.54%
Sum of Fringe Benefits		\$38,787	\$41,037	\$43,010	\$1,973	4.81%
Outsourced & Contractual Services						
5309000	20 Other Contractual Services	\$3,495	\$5,000	\$5,000	\$0	0.00%
Sum of Outsourced & Contractual Servi		\$3,495	\$5,000	\$5,000	\$0	0.00%
Maintenance, Memberships, and Printing & Postage Supplies						
5401002	00 Instructional Supplies	\$302	\$250	\$250	\$0	0.00%
5401002	35 Supplies - General	\$16,044	\$16,000	\$16,000	\$0	0.00%
5401009	05 Supplies MCC Store	\$59	\$100	\$100	\$0	0.00%
5402000	00 Printing	\$155	\$100	\$100	\$0	0.00%
Sum of Maintenance, Memberships, and		\$16,559	\$16,450	\$16,450	\$0	0.00%
Travel, Meeting, Professional Development, and Recruitment						
5502000	05 In District Travel	\$38	\$200	\$200	\$0	0.00%
5502000	10 Out of District Travel	\$0	\$200	\$200	\$0	0.00%
Sum of Travel, Meeting, Professional D		\$38	\$400	\$400	\$0	0.00%
Net Total for Chemistry		\$424,438	\$451,323	\$451,685	\$362	0.08%

Dept: 01-1010-101044 **Department Name: Earth Sci**

Salaries

5103001	00 FT Teaching Faculty	\$351,764	\$355,756	\$361,827	\$6,071	1.71%
5103001	10 FT Stipends Fall Spring Summer	\$14,941	\$0	\$7,000	\$7,000	#Div/0!
5103002	15 PT Stipends Fall Sprg Sum	\$67,296	\$50,000	\$51,500	\$1,500	3.00%
5103004	10 FT Instr Staff - Overload	\$66,540	\$65,000	\$65,000	\$0	0.00%
5103004	20 Non-Instructional Overload	\$18,693	\$20,000	\$17,338	(\$2,662)	-13.31%
Sum of Salaries		\$519,235	\$490,756	\$502,665	\$11,909	2.43%

Fringe Benefits

5201001	00 Employer GTL Medical Vision	\$60,573	\$69,705	\$73,281	\$3,576	5.13%
5209000	55 Surs .5% Employer Contribution	\$2,308	\$2,453	\$2,392	(\$61)	-2.49%
Sum of Fringe Benefits		\$62,880	\$72,158	\$75,673	\$3,515	4.87%

Maintenance, Memberships, and Printing & Postage Supplies

5401002	35 Supplies - General	\$1,623	\$15,000	\$15,000	\$0	0.00%
5401009	05 Supplies MCC Store	\$55	\$200	\$200	\$0	0.00%

Thru: 6/30/2023

<i>Object</i>	<i>Object Name</i>	<i>FY23 YTD</i>	<i>FY23 Budget</i>	<i>FY24 Budget</i>	<i>\$ Change</i>	<i>% Change</i>
5402000	00 Printing	\$40	\$115	\$115	\$0	0.00%
5404002	00 Computer Software	\$13,200	\$0	\$0	\$0	#Num!
Sum of Maintenance, Memberships, and		\$14,918	\$15,315	\$15,315	\$0	0.00%
Net Total for Earth Sci		\$597,033	\$578,229	\$593,653	\$15,424	2.67%

Dept: 01-1010-101046 Department Name: Physics

Salaries

5103002	10 PT Instr - Indep Study	\$0	\$1,000	\$1,030	\$30	3.00%
5103002	15 PT Stipends Fall Sprg Sum	\$55,028	\$30,000	\$30,900	\$900	3.00%
Sum of Salaries		\$55,028	\$31,000	\$31,930	\$930	3.00%

Fringe Benefits

5209000	55 Surs .5% Employer Contribution	\$0	\$155	\$159	\$4	2.58%
Sum of Fringe Benefits		\$0	\$155	\$159	\$4	2.58%

Maintenance, Memberships, and Printing & Postage Supplies

5401001	00 Office Supplies	\$0	\$100	\$100	\$0	0.00%
5401002	35 Supplies - General	\$6,019	\$10,000	\$10,000	\$0	0.00%
5401009	05 Supplies MCC Store	\$0	\$50	\$50	\$0	0.00%
Sum of Maintenance, Memberships, and		\$6,019	\$10,150	\$10,150	\$0	0.00%
Net Total for Physics		\$61,047	\$41,305	\$42,239	\$934	2.26%

Dept: 01-1010-101050 Department Name: Engineering

Salaries

5103002	15 PT Stipends Fall Sprg Sum	\$14,000	\$20,000	\$20,600	\$600	3.00%
5103004	10 FT Instr Staff - Overload	\$1,140	\$0	\$0	\$0	#Num!
5103004	20 Non-Instructional Overload	\$1,140	\$2,500	\$380	(\$2,120)	-84.80%
Sum of Salaries		\$16,280	\$22,500	\$20,980	(\$1,520)	-6.76%

Fringe Benefits

5201001	00 Employer GTL Medical Vision	\$279	\$0	\$0	\$0	#Num!
5209000	55 Surs .5% Employer Contribution	\$11	\$112	\$103	(\$9)	-8.04%
Sum of Fringe Benefits		\$290	\$112	\$103	(\$9)	-8.04%

Maintenance, Memberships, and Printing & Postage Supplies

5401001	00 Office Supplies	\$0	\$50	\$50	\$0	0.00%
5401002	35 Supplies - General	\$0	\$1,000	\$1,000	\$0	0.00%
5401009	05 Supplies MCC Store	\$0	\$50	\$50	\$0	0.00%
5402000	00 Printing	\$0	\$75	\$75	\$0	0.00%
Sum of Maintenance, Memberships, and		\$0	\$1,175	\$1,175	\$0	0.00%

Thru: 6/30/2023

<i>Object</i>	<i>Object Name</i>	<i>FY23 YTD</i>	<i>FY23 Budget</i>	<i>FY24 Budget</i>	<i>\$ Change</i>	<i>% Change</i>
Net Total for Engineering		\$16,571	\$23,787	\$22,258	(\$1,529)	-6.43%

Dept: 01-1010-101052 Department Name: Horticulture

Salaries

5102001	00 FT Prof/Tech Staff	\$0	\$53,508	\$20,000	(\$33,508)	-62.62%
5103001	00 FT Teaching Faculty	\$94,724	\$94,574	\$97,566	\$2,992	3.16%
5103002	05 PT Instructional Other	\$860	\$0	\$0	\$0	#Num!
5103002	10 PT Instr - Indep Study	\$435	\$2,500	\$2,575	\$75	3.00%
5103002	15 PT Stipends Fall Sprg Sum	\$75,072	\$50,000	\$51,500	\$1,500	3.00%
5103004	10 FT Instr Staff - Overload	\$20,340	\$20,000	\$20,000	\$0	0.00%
5103004	20 Non-Instructional Overload	\$20,066	\$8,000	\$18,578	\$10,578	132.23%
5106002	20 PT Service Staff	\$83,099	\$32,866	\$84,126	\$51,260	155.97%
Sum of Salaries		\$294,596	\$261,448	\$294,345	\$32,897	12.58%

Fringe Benefits

5201001	00 Employer GTL Medical Vision	\$18,573	\$41,710	\$50,748	\$9,038	21.67%
5209000	55 Surs .5% Employer Contribution	\$923	\$1,307	\$1,767	\$460	35.20%
Sum of Fringe Benefits		\$19,496	\$43,017	\$52,515	\$9,498	22.08%

Outsourced & Contractual Services

5302000	00 Consultants	\$0	\$3,500	\$3,500	\$0	0.00%
Sum of Outsourced & Contractual Servi		\$0	\$3,500	\$3,500	\$0	0.00%

Maintenance, Memberships, and Printing & Postage Supplies

5401001	00 Office Supplies	\$4	\$275	\$275	\$0	0.00%
5401002	00 Instructional Supplies	\$6,214	\$7,500	\$7,500	\$0	0.00%
5401002	20 Supplies - Floral Design	\$25,799	\$35,000	\$35,000	\$0	0.00%
5401002	25 Supplies - Greenhouse	\$31,238	\$30,000	\$35,000	\$5,000	16.67%
5401002	35 Supplies - General	\$3,602	\$3,500	\$3,500	\$0	0.00%
5401002	45 Supplies - Plant Science Lab	\$1,190	\$1,100	\$1,200	\$100	9.09%
5401002	56 Supplies-Hort Chargebacks	(\$2,436)	\$0	\$0	\$0	#Num!
5402000	00 Printing	\$108	\$225	\$225	\$0	0.00%
5404003	00 Postage	\$51	\$0	\$0	\$0	#Num!
Sum of Maintenance, Memberships, and		\$65,771	\$77,600	\$82,700	\$5,100	6.57%

Travel, Meeting, Professional Development, and Recruitment

5501000	05 Meeting Expense In-District	\$1,032	\$250	\$250	\$0	0.00%
5502000	05 In District Travel	\$0	\$50	\$50	\$0	0.00%
5502000	10 Out of District Travel	\$303	\$0	\$0	\$0	#Num!
5509000	15 Other Conf & Mtg Exp	\$0	\$450	\$200	(\$250)	-55.56%
Sum of Travel, Meeting, Professional D		\$1,335	\$750	\$500	(\$250)	-33.33%

Fixed Charges, Rental, Property Insurance, and Debt Retirement

Thru: 6/30/2023

<i>Object</i>	<i>Object Name</i>	<i>FY23 YTD</i>	<i>FY23 Budget</i>	<i>FY24 Budget</i>	<i>\$ Change</i>	<i>% Change</i>
5601002	00 MCC Conf Ctr Rental	\$0	\$75	\$75	\$0	0.00%
Sum of Fixed Charges, Rental, Property		\$0	\$75	\$75	\$0	0.00%
Scholarships, Student Activities, and Waivers						
5902000	10 Scholarships	\$2,000	\$0	\$2,000	\$2,000	#Div/0!
Sum of Scholarships, Student Activities,		\$2,000	\$0	\$2,000	\$2,000	#Div/0!
Net Total for Horticulture		\$383,197	\$386,390	\$435,635	\$49,245	12.74%

Dept: 01-1010-101054 Department Name: Math & Science

Salaries

5101001	00 FT Administrative Staff	\$105,416	\$143,515	\$100,590	(\$42,925)	-29.91%
5102001	00 FT Prof/Tech Staff	\$54,888	\$0	\$55,969	\$55,969	#Div/0!
5103002	15 PT Stipends Fall Sprg Sum	\$196	\$33,620	\$34,629	\$1,009	3.00%
Sum of Salaries		\$160,500	\$177,135	\$191,188	\$14,053	7.93%

Fringe Benefits

5201001	00 Employer GTL Medical Vision	\$29,510	\$37,939	\$31,213	(\$6,726)	-17.73%
5209000	55 Surs .5% Employer Contribution	\$757	\$887	\$956	\$69	7.78%
Sum of Fringe Benefits		\$30,267	\$38,826	\$32,169	(\$6,657)	-17.15%

Outsourced & Contractual Services

5309000	20 Other Contractual Services	\$0	\$150	\$0	(\$150)	-100.00%
Sum of Outsourced & Contractual Servi		\$0	\$150	\$0	(\$150)	-100.00%

Maintenance, Memberships, and Printing & Postage Supplies

5401001	00 Office Supplies	\$431	\$3,000	\$3,000	\$0	0.00%
5401002	35 Supplies - General	\$827	\$2,000	\$2,000	\$0	0.00%
5401009	05 Supplies MCC Store	\$110	\$500	\$500	\$0	0.00%
5402000	00 Printing	\$34	\$70	\$70	\$0	0.00%
5406000	00 Publications & Dues	\$0	\$100	\$100	\$0	0.00%
Sum of Maintenance, Memberships, and		\$1,402	\$5,670	\$5,670	\$0	0.00%

Travel, Meeting, Professional Development, and Recruitment

5501000	05 Meeting Expense In-District	\$0	\$400	\$400	\$0	0.00%
5502000	10 Out of District Travel	\$188	\$1,300	\$1,300	\$0	0.00%
5509000	15 Other Conf & Mtg Exp	\$250	\$500	\$0	(\$500)	-100.00%
Sum of Travel, Meeting, Professional D		\$438	\$2,200	\$1,700	(\$500)	-22.73%

Net Total for Math & Science \$192,607 \$223,981 \$230,727 \$6,746 3.01%

Dept: 01-1010-101056 Department Name: Psychology

Salaries

Thru: 6/30/2023

<i>Object</i>	<i>Object Name</i>	<i>FY23 YTD</i>	<i>FY23 Budget</i>	<i>FY24 Budget</i>	<i>\$ Change</i>	<i>% Change</i>
5103001	00 FT Teaching Faculty	\$425,544	\$428,770	\$438,310	\$9,540	2.22%
5103002	05 PT Instructional Other	\$600	\$0	\$0	\$0	#Num!
5103002	10 PT Instr - Indep Study	\$5,994	\$5,000	\$5,150	\$150	3.00%
5103002	15 PT Stipends Fall Sprg Sum	\$167,865	\$125,250	\$129,008	\$3,758	3.00%
5103004	10 FT Instr Staff - Overload	\$30,760	\$35,000	\$35,000	\$0	0.00%
5103004	20 Non-Instructional Overload	\$10,419	\$5,000	\$6,544	\$1,544	30.88%
Sum of Salaries		\$641,182	\$599,020	\$614,012	\$14,992	2.50%

Fringe Benefits

5201001	00 Employer GTL Medical Vision	\$50,668	\$61,324	\$64,462	\$3,138	5.12%
5209000	55 Surs .5% Employer Contribution	\$2,332	\$2,993	\$3,037	\$44	1.47%
Sum of Fringe Benefits		\$53,000	\$64,317	\$67,499	\$3,182	4.95%

Maintenance, Memberships, and Printing & Postage Supplies

5401001	00 Office Supplies	\$224	\$450	\$450	\$0	0.00%
5401009	05 Supplies MCC Store	\$41	\$605	\$605	\$0	0.00%
5402000	00 Printing	\$19	\$60	\$60	\$0	0.00%
5406000	00 Publications & Dues	\$256	\$250	\$25	(\$225)	-90.00%
Sum of Maintenance, Memberships, and		\$540	\$1,365	\$1,140	(\$225)	-16.48%

Net Total for Psychology \$694,722 \$664,702 \$682,651 \$17,949 2.70%

Dept: 01-1010-101058 Department Name: Sociology

Salaries

5103001	00 FT Teaching Faculty	\$172,788	\$174,448	\$177,971	\$3,523	2.02%
5103002	05 PT Instructional Other	\$0	\$1,000	\$1,030	\$30	3.00%
5103002	15 PT Stipends Fall Sprg Sum	\$60,060	\$40,804	\$42,028	\$1,224	3.00%
5103004	10 FT Instr Staff - Overload	\$21,000	\$20,000	\$20,000	\$0	0.00%
5103004	20 Non-Instructional Overload	\$11,559	\$0	\$9,748	\$9,748	#Div/0!
Sum of Salaries		\$265,407	\$236,252	\$250,777	\$14,525	6.15%

Fringe Benefits

5201001	00 Employer GTL Medical Vision	\$48,271	\$42,624	\$44,812	\$2,188	5.13%
5209000	55 Surs .5% Employer Contribution	\$1,156	\$1,177	\$1,205	\$28	2.38%
Sum of Fringe Benefits		\$49,427	\$43,801	\$46,017	\$2,216	5.06%

Maintenance, Memberships, and Printing & Postage Supplies

5401001	00 Office Supplies	\$47	\$25	\$25	\$0	0.00%
5401002	00 Instructional Supplies	\$0	\$50	\$50	\$0	0.00%
5401009	05 Supplies MCC Store	\$123	\$150	\$150	\$0	0.00%
5402000	00 Printing	\$328	\$25	\$25	\$0	0.00%
5409000	00 Other Materials & Supplies	\$0	\$400	\$400	\$0	0.00%
Sum of Maintenance, Memberships, and		\$499	\$650	\$650	\$0	0.00%

Thru: 6/30/2023

<i>Object</i>	<i>Object Name</i>	<i>FY23 YTD</i>	<i>FY23 Budget</i>	<i>FY24 Budget</i>	<i>\$ Change</i>	<i>% Change</i>
Travel, Meeting, Professional Development, and Recruitment						
5509000	15 Other Conf & Mtg Exp	\$0	\$150	\$150	\$0	0.00%
Sum of Travel, Meeting, Professional D		\$0	\$150	\$150	\$0	0.00%
Net Total for Sociology		\$315,333	\$280,853	\$297,594	\$16,741	5.96%

Dept: 01-1010-101060 Department Name: Economics

Salaries

5103001	00 FT Teaching Faculty	\$115,192	\$116,625	\$118,648	\$2,023	1.73%
5103001	15 Instr Staff - Indep Study	\$4,050	\$0	\$2,024	\$2,024	#Div/0!
5103002	10 PT Instr - Indep Study	\$2,759	\$0	\$0	\$0	#Num!
5103002	15 PT Stipends Fall Sprg Sum	\$65,137	\$50,000	\$51,500	\$1,500	3.00%
5103004	10 FT Instr Staff - Overload	\$9,900	\$18,000	\$18,000	\$0	0.00%
Sum of Salaries		\$197,038	\$184,625	\$190,172	\$5,547	3.00%

Fringe Benefits

5201001	00 Employer GTL Medical Vision	\$26,196	\$25,790	\$27,115	\$1,325	5.14%
5209000	55 Surs .5% Employer Contribution	\$635	\$923	\$941	\$18	1.95%
Sum of Fringe Benefits		\$26,831	\$26,713	\$28,056	\$1,343	5.03%

Maintenance, Memberships, and Printing & Postage Supplies

5401001	00 Office Supplies	\$28	\$90	\$90	\$0	0.00%
5401009	05 Supplies MCC Store	\$55	\$80	\$80	\$0	0.00%
5402000	00 Printing	\$0	\$25	\$25	\$0	0.00%
5404001	00 Audio/Visual Materials	\$0	\$45	\$45	\$0	0.00%
5406000	00 Publications & Dues	\$0	\$90	\$90	\$0	0.00%
Sum of Maintenance, Memberships, and		\$83	\$330	\$330	\$0	0.00%

Travel, Meeting, Professional Development, and Recruitment

5502000	05 In District Travel	\$0	\$32	\$32	\$0	0.00%
Sum of Travel, Meeting, Professional D		\$0	\$32	\$32	\$0	0.00%
Net Total for Economics		\$223,952	\$211,700	\$218,590	\$6,890	3.25%

Dept: 01-1010-101062 Department Name: Political Sci

Salaries

5103001	00 FT Teaching Faculty	\$75,398	\$76,738	\$77,660	\$922	1.20%
5103001	15 Instr Staff - Indep Study	\$2,475	\$0	\$275	\$275	#Div/0!
5103002	05 PT Instructional Other	\$0	\$500	\$515	\$15	3.00%
5103002	10 PT Instr - Indep Study	\$5,496	\$4,000	\$4,120	\$120	3.00%
5103002	15 PT Stipends Fall Sprg Sum	\$46,889	\$35,000	\$36,050	\$1,050	3.00%
5103004	10 FT Instr Staff - Overload	\$3,480	\$10,000	\$10,000	\$0	0.00%

Thru: 6/30/2023

<i>Object</i>	<i>Object Name</i>	<i>FY23 YTD</i>	<i>FY23 Budget</i>	<i>FY24 Budget</i>	<i>\$ Change</i>	<i>% Change</i>
Sum of Salaries		\$133,737	\$126,238	\$128,620	\$2,382	1.89%
Fringe Benefits						
5201001	00 Employer GTL Medical Vision	\$14,291	\$14,597	\$15,347	\$750	5.14%
5209000	55 Surs .5% Employer Contribution	\$407	\$631	\$642	\$11	1.74%
Sum of Fringe Benefits		\$14,698	\$15,228	\$15,989	\$761	5.00%
Outsourced & Contractual Services						
5309000	20 Other Contractual Services	\$0	\$250	\$0	(\$250)	-100.00%
Sum of Outsourced & Contractual Servi		\$0	\$250	\$0	(\$250)	-100.00%
Maintenance, Memberships, and Printing & Postage Supplies						
5401001	00 Office Supplies	\$80	\$90	\$90	\$0	0.00%
5401009	05 Supplies MCC Store	\$89	\$80	\$80	\$0	0.00%
5404001	00 Audio/Visual Materials	\$0	\$40	\$40	\$0	0.00%
5406000	00 Publications & Dues	\$150	\$202	\$202	\$0	0.00%
Sum of Maintenance, Memberships, and		\$318	\$412	\$412	\$0	0.00%
Net Total for Political Sci		\$148,753	\$142,128	\$145,021	\$2,893	2.04%

Dept: 01-1010-101064 Department Name: Anthropology

Salaries

5103001	00 FT Teaching Faculty	\$77,588	\$118,095	\$79,916	(\$38,179)	-32.33%
5103001	15 Instr Staff - Indep Study	\$2,025	\$0	\$225	\$225	#Div/0!
5103002	15 PT Stipends Fall Sprg Sum	\$20,054	\$20,000	\$20,600	\$600	3.00%
5103004	10 FT Instr Staff - Overload	\$3,300	\$10,000	\$10,000	\$0	0.00%
5103004	20 Non-Instructional Overload	\$0	\$8,000	\$0	(\$8,000)	-100.00%
Sum of Salaries		\$102,967	\$156,095	\$110,741	(\$45,354)	-29.06%

Fringe Benefits

5201001	00 Employer GTL Medical Vision	\$20,667	\$36,194	\$22,132	(\$14,062)	-38.85%
5209000	55 Surs .5% Employer Contribution	\$429	\$780	\$553	(\$227)	-29.10%
Sum of Fringe Benefits		\$21,096	\$36,974	\$22,685	(\$14,289)	-38.65%

Maintenance, Memberships, and Printing & Postage Supplies

5401001	00 Office Supplies	\$20	\$25	\$25	\$0	0.00%
5401002	00 Instructional Supplies	\$344	\$400	\$400	\$0	0.00%
5401009	05 Supplies MCC Store	\$238	\$100	\$100	\$0	0.00%
5402000	00 Printing	\$8	\$25	\$25	\$0	0.00%
Sum of Maintenance, Memberships, and		\$609	\$550	\$550	\$0	0.00%

Net Total for Anthropology \$124,672 \$193,619 \$133,976 (\$59,643) -30.80%

Thru: 6/30/2023

<i>Object</i>	<i>Object Name</i>	<i>FY23 YTD</i>	<i>FY23 Budget</i>	<i>FY24 Budget</i>	<i>\$ Change</i>	<i>% Change</i>
---------------	--------------------	-----------------	--------------------	--------------------	------------------	-----------------

Dept: 01-1010-101066 Department Name: History

Salaries

5103001	00 FT Teaching Faculty	\$302,070	\$305,970	\$311,133	\$5,163	1.69%
5103001	10 FT Stipends Fall Spring Summer	\$2,500	\$0	\$0	\$0	#Num!
5103001	15 Instr Staff - Indep Study	\$225	\$0	\$200	\$200	#Div/0!
5103002	05 PT Instructional Other	\$180	\$500	\$515	\$15	3.00%
5103002	10 PT Instr - Indep Study	\$6,185	\$3,500	\$3,605	\$105	3.00%
5103002	15 PT Stipends Fall Sprg Sum	\$44,965	\$30,000	\$30,900	\$900	3.00%
5103004	10 FT Instr Staff - Overload	\$50,400	\$40,000	\$40,000	\$0	0.00%
5103004	20 Non-Instructional Overload	\$10,962	\$9,000	\$7,207	(\$1,793)	-19.92%
Sum of Salaries		\$417,486	\$388,970	\$393,560	\$4,590	1.18%

Fringe Benefits

5201001	00 Employer GTL Medical Vision	\$47,976	\$72,705	\$76,417	\$3,712	5.11%
5209000	55 Surs .5% Employer Contribution	\$1,831	\$1,945	\$1,931	(\$14)	-0.72%
Sum of Fringe Benefits		\$49,808	\$74,650	\$78,348	\$3,698	4.95%

Maintenance, Memberships, and Printing & Postage Supplies

5401001	00 Office Supplies	\$0	\$135	\$135	\$0	0.00%
5401009	05 Supplies MCC Store	\$0	\$162	\$162	\$0	0.00%
5402000	00 Printing	\$2	\$90	\$90	\$0	0.00%
5406000	00 Publications & Dues	\$0	\$2,020	\$2,020	\$0	0.00%
Sum of Maintenance, Memberships, and		\$2	\$2,407	\$2,407	\$0	0.00%

Net Total for History \$467,296 \$466,027 \$474,315 \$8,288 1.78%

Dept: 01-1010-101068 Department Name: Network Security

Salaries

5103001	00 FT Teaching Faculty	\$207,536	\$210,220	\$213,762	\$3,542	1.68%
5103001	10 FT Stipends Fall Spring Summer	\$1,496	\$0	\$0	\$0	#Num!
5103001	15 Instr Staff - Indep Study	\$32,100	\$0	\$18,360	\$18,360	#Div/0!
5103002	05 PT Instructional Other	\$0	\$250	\$258	\$8	3.20%
5103002	10 PT Instr - Indep Study	\$0	\$3,500	\$3,605	\$105	3.00%
5103002	15 PT Stipends Fall Sprg Sum	\$67,145	\$50,000	\$51,500	\$1,500	3.00%
5103004	10 FT Instr Staff - Overload	\$31,323	\$24,000	\$24,000	\$0	0.00%
5103004	20 Non-Instructional Overload	\$10,677	\$9,000	\$9,754	\$754	8.38%
Sum of Salaries		\$350,276	\$296,970	\$321,239	\$24,269	8.17%

Fringe Benefits

5201001	00 Employer GTL Medical Vision	\$55,610	\$77,778	\$81,765	\$3,987	5.13%
5209000	55 Surs .5% Employer Contribution	\$1,559	\$1,485	\$1,466	(\$19)	-1.28%

Thru: 6/30/2023

<i>Object</i>	<i>Object Name</i>	<i>FY23 YTD</i>	<i>FY23 Budget</i>	<i>FY24 Budget</i>	<i>\$ Change</i>	<i>% Change</i>
Sum of Fringe Benefits		\$57,169	\$79,263	\$83,231	\$3,968	5.01%
Maintenance, Memberships, and Printing & Postage Supplies						
5401001	00 Office Supplies	\$15	\$0	\$0	\$0	#Num!
5401002	00 Instructional Supplies	\$0	\$36,150	\$0	(\$36,150)	-100.00%
5402000	00 Printing	\$0	\$500	\$500	\$0	0.00%
5404002	00 Computer Software	\$31,036	\$0	\$41,150	\$41,150	#Div/0!
Sum of Maintenance, Memberships, and		\$31,051	\$36,650	\$41,650	\$5,000	13.64%
Net Total for Network Security		\$438,496	\$412,883	\$446,120	\$33,237	8.05%

Dept: 01-1010-101070 Department Name: Management

Salaries

5103001	15 Instr Staff - Indep Study	\$1,575	\$0	\$1,399	\$1,399	#Div/0!
5103002	10 PT Instr - Indep Study	\$0	\$0	\$0	\$0	#Num!
5103002	15 PT Stipends Fall Sprg Sum	\$50,072	\$40,000	\$41,200	\$1,200	3.00%
5103004	10 FT Instr Staff - Overload	\$6,600	\$8,000	\$8,000	\$0	0.00%
Sum of Salaries		\$58,247	\$48,000	\$50,599	\$2,599	5.41%

Fringe Benefits

5201001	00 Employer GTL Medical Vision	\$1,061	\$0	\$0	\$0	#Num!
5209000	55 Surs .5% Employer Contribution	\$41	\$240	\$246	\$6	2.50%
Sum of Fringe Benefits		\$1,102	\$240	\$246	\$6	2.50%

Maintenance, Memberships, and Printing & Postage Supplies

5401001	00 Office Supplies	\$293	\$800	\$800	\$0	0.00%
5401002	00 Instructional Supplies	\$4,162	\$7,152	\$7,152	\$0	0.00%
5401009	05 Supplies MCC Store	\$0	\$100	\$100	\$0	0.00%
Sum of Maintenance, Memberships, and		\$4,455	\$8,052	\$8,052	\$0	0.00%

Net Total for Management \$63,804 \$56,292 \$58,897 \$2,605 4.63%

Dept: 01-1010-101072 Department Name: AOM

Salaries

5103001	00 FT Teaching Faculty	\$62,594	\$63,458	\$64,472	\$1,014	1.60%
5103001	15 Instr Staff - Indep Study	\$6,225	\$0	\$1,794	\$1,794	#Div/0!
5103002	10 PT Instr - Indep Study	\$7,964	\$5,000	\$5,150	\$150	3.00%
5103002	15 PT Stipends Fall Sprg Sum	\$60,736	\$60,000	\$61,800	\$1,800	3.00%
5103004	10 FT Instr Staff - Overload	\$10	\$2,000	\$2,000	\$0	0.00%
5103004	20 Non-Instructional Overload	\$9,410	\$8,000	\$8,958	\$958	11.98%
Sum of Salaries		\$146,938	\$138,458	\$144,174	\$5,716	4.13%

Fringe Benefits

Thru: 6/30/2023

<i>Object</i>	<i>Object Name</i>	<i>FY23 YTD</i>	<i>FY23 Budget</i>	<i>FY24 Budget</i>	<i>\$ Change</i>	<i>% Change</i>
5201001	00 Employer GTL Medical Vision	\$305	\$45	\$45	\$0	0.00%
5209000	55 Surs .5% Employer Contribution	\$394	\$692	\$667	(\$25)	-3.61%
Sum of Fringe Benefits		\$699	\$737	\$712	(\$25)	-3.39%
Maintenance, Memberships, and Printing & Postage Supplies						
5401001	00 Office Supplies	\$12	\$100	\$100	\$0	0.00%
5401002	00 Instructional Supplies	\$0	\$4,756	\$4,756	\$0	0.00%
5402000	00 Printing	\$155	\$300	\$300	\$0	0.00%
5404002	00 Computer Software	\$3,119	\$3,500	\$3,500	\$0	0.00%
5407000	00 Advertising	\$0	\$275	\$275	\$0	0.00%
Sum of Maintenance, Memberships, and		\$3,285	\$8,931	\$8,931	\$0	0.00%
Travel, Meeting, Professional Development, and Recruitment						
5501000	05 Meeting Expense In-District	\$0	\$175	\$175	\$0	0.00%
Sum of Travel, Meeting, Professional D		\$0	\$175	\$175	\$0	0.00%
Net Total for AOM		\$150,923	\$148,301	\$153,992	\$5,691	3.84%

Dept: 01-1010-101074 Department Name: Mktg & Retail

Salaries

5103002	10 PT Instr - Indep Study	\$4,248	\$0	\$0	\$0	#Num!
5103002	15 PT Stipends Fall Sprg Sum	\$38,996	\$20,000	\$20,600	\$600	3.00%
5103004	10 FT Instr Staff - Overload	\$6,720	\$5,000	\$5,000	\$0	0.00%
Sum of Salaries		\$49,964	\$25,000	\$25,600	\$600	2.40%

Fringe Benefits

5201001	00 Employer GTL Medical Vision	\$1,577	\$0	\$0	\$0	#Num!
5209000	55 Surs .5% Employer Contribution	\$46	\$125	\$128	\$3	2.40%
Sum of Fringe Benefits		\$1,623	\$125	\$128	\$3	2.40%

Maintenance, Memberships, and Printing & Postage Supplies

5401001	00 Office Supplies	\$57	\$200	\$200	\$0	0.00%
5401002	00 Instructional Supplies	\$3,723	\$3,840	\$3,840	\$0	0.00%
5402000	00 Printing	\$0	\$100	\$100	\$0	0.00%
5407000	00 Advertising	\$0	\$100	\$100	\$0	0.00%
Sum of Maintenance, Memberships, and		\$3,781	\$4,240	\$4,240	\$0	0.00%

Travel, Meeting, Professional Development, and Recruitment

5501000	05 Meeting Expense In-District	(\$300)	\$0	\$0	\$0	#Num!
Sum of Travel, Meeting, Professional D		(\$300)	\$0	\$0	\$0	#Num!

Net Total for Mktg & Retail **\$55,068** **\$29,365** **\$29,968** **\$603** **2.05%**

Thru: 6/30/2023

<i>Object</i>	<i>Object Name</i>	<i>FY23 YTD</i>	<i>FY23 Budget</i>	<i>FY24 Budget</i>	<i>\$ Change</i>	<i>% Change</i>
Dept: 01-1010-101078 Department Name: Accounting						
Salaries						
5103001	00 FT Teaching Faculty	\$222,292	\$209,729	\$228,960	\$19,231	9.17%
5103001	15 Instr Staff - Indep Study	\$1,800	\$0	\$228	\$228	#Div/0!
5103002	10 PT Instr - Indep Study	\$5,817	\$4,000	\$4,120	\$120	3.00%
5103002	15 PT Stipends Fall Sprg Sum	\$31,406	\$45,000	\$46,350	\$1,350	3.00%
5103004	10 FT Instr Staff - Overload	\$20,220	\$15,000	\$15,000	\$0	0.00%
5103004	20 Non-Instructional Overload	\$21,124	\$10,000	\$13,808	\$3,808	38.08%
Sum of Salaries		\$302,659	\$283,729	\$308,466	\$24,737	8.72%
Fringe Benefits						
5201001	00 Employer GTL Medical Vision	\$20,166	\$51,432	\$19,976	(\$31,456)	-61.16%
5209000	55 Surs .5% Employer Contribution	\$1,340	\$1,419	\$1,473	\$54	3.81%
Sum of Fringe Benefits		\$21,506	\$52,851	\$21,449	(\$31,402)	-59.42%
Maintenance, Memberships, and Printing & Postage Supplies						
5401001	00 Office Supplies	\$0	\$200	\$200	\$0	0.00%
5401002	00 Instructional Supplies	\$2,575	\$2,600	\$2,600	\$0	0.00%
5401002	35 Supplies - General	\$140	\$100	\$100	\$0	0.00%
5401009	05 Supplies MCC Store	\$0	\$150	\$150	\$0	0.00%
5402000	00 Printing	\$12	\$200	\$200	\$0	0.00%
5404002	00 Computer Software	\$1,545	\$0	\$0	\$0	#Num!
5406000	00 Publications & Dues	\$285	\$900	\$900	\$0	0.00%
Sum of Maintenance, Memberships, and		\$4,556	\$4,150	\$4,150	\$0	0.00%
Travel, Meeting, Professional Development, and Recruitment						
5501000	05 Meeting Expense In-District	\$0	\$242	\$242	\$0	0.00%
Sum of Travel, Meeting, Professional D		\$0	\$242	\$242	\$0	0.00%
Net Total for Accounting		\$328,721	\$340,972	\$334,307	(\$6,665)	-1.95%

Dept: 01-1010-101080 Department Name: Business

Salaries

5103001	00 FT Teaching Faculty	\$257,754	\$258,487	\$216,154	(\$42,333)	-16.38%
5103001	15 Instr Staff - Indep Study	\$1,800	\$0	\$200	\$200	#Div/0!
5103002	10 PT Instr - Indep Study	\$0	\$1,500	\$1,545	\$45	3.00%
5103002	15 PT Stipends Fall Sprg Sum	\$112,901	\$105,000	\$108,150	\$3,150	3.00%
5103004	10 FT Instr Staff - Overload	\$13,560	\$10,000	\$10,000	\$0	0.00%
5103004	20 Non-Instructional Overload	\$17,031	\$15,000	\$13,365	(\$1,635)	-10.90%
Sum of Salaries		\$403,047	\$389,987	\$349,414	(\$40,573)	-10.40%

Fringe Benefits

Thru: 6/30/2023

<i>Object</i>	<i>Object Name</i>	<i>FY23 YTD</i>	<i>FY23 Budget</i>	<i>FY24 Budget</i>	<i>\$ Change</i>	<i>% Change</i>
5201001	00 Employer GTL Medical Vision	\$32,963	\$72,661	\$66,839	(\$5,822)	-8.01%
5209000	55 Surs .5% Employer Contribution	\$1,489	\$1,950	\$1,926	(\$24)	-1.23%
Sum of Fringe Benefits		\$34,452	\$74,611	\$68,765	(\$5,846)	-7.84%
Maintenance, Memberships, and Printing & Postage Supplies						
5401001	00 Office Supplies	\$76	\$225	\$225	\$0	0.00%
5401002	00 Instructional Supplies	\$2,180	\$3,600	\$3,600	\$0	0.00%
5401009	05 Supplies MCC Store	\$0	\$350	\$350	\$0	0.00%
5402000	00 Printing	\$378	\$700	\$700	\$0	0.00%
5406000	00 Publications & Dues	\$0	\$350	\$350	\$0	0.00%
5407000	00 Advertising	\$0	\$90	\$90	\$0	0.00%
Sum of Maintenance, Memberships, and		\$2,634	\$5,315	\$5,315	\$0	0.00%
Travel, Meeting, Professional Development, and Recruitment						
5501000	05 Meeting Expense In-District	\$0	\$180	\$180	\$0	0.00%
Sum of Travel, Meeting, Professional D		\$0	\$180	\$180	\$0	0.00%
Net Total for Business		\$440,133	\$470,093	\$423,674	(\$46,419)	-9.87%

Dept: 01-1010-101084 Department Name: Intl Studies

Maintenance, Memberships, and Printing & Postage Supplies						
5402000	00 Printing	\$174	\$0	\$100	\$100	#Div/0!
5406000	00 Publications & Dues	\$1,650	\$0	\$750	\$750	#Div/0!
Sum of Maintenance, Memberships, and		\$1,824	\$0	\$850	\$850	#Div/0!
Travel, Meeting, Professional Development, and Recruitment						
5502000	10 Out of District Travel	(\$8,342)	\$0	\$11,000	\$11,000	#Div/0!
Sum of Travel, Meeting, Professional D		(\$8,342)	\$0	\$11,000	\$11,000	#Div/0!
Scholarships, Student Activities, and Waivers						
5909000	10 Tuition Refunds	\$6,500	\$0	\$0	\$0	#Num!
Sum of Scholarships, Student Activities,		\$6,500	\$0	\$0	\$0	#Num!
Net Total for Intl Studies		(\$18)	\$0	\$11,850	\$11,850	#Div/0!

Dept: 01-1010-101086 Department Name: MCC 101

Salaries						
5103002	05 PT Instructional Other	\$0	\$2,545	\$2,621	\$76	2.99%
5103002	15 PT Stipends Fall Sprg Sum	\$67,409	\$80,000	\$82,400	\$2,400	3.00%
5103004	10 FT Instr Staff - Overload	\$3,420	\$7,500	\$7,500	\$0	0.00%
5103004	20 Non-Instructional Overload	\$1,886	\$1,500	\$2,827	\$1,327	88.47%
Sum of Salaries		\$72,715	\$91,545	\$95,348	\$3,803	4.15%

Thru: 6/30/2023

<i>Object</i>	<i>Object Name</i>	<i>FY23 YTD</i>	<i>FY23 Budget</i>	<i>FY24 Budget</i>	<i>\$ Change</i>	<i>% Change</i>
Fringe Benefits						
5201001	00 Employer GTL Medical Vision	\$1,472	\$0	\$0	\$0	#Num!
5209000	55 Surs .5% Employer Contribution	\$88	\$458	\$463	\$5	1.09%
Sum of Fringe Benefits		\$1,560	\$458	\$463	\$5	1.09%
Maintenance, Memberships, and Printing & Postage Supplies						
5402000	00 Printing	\$0	\$0	\$0	\$0	#Num!
Sum of Maintenance, Memberships, and		\$0	\$0	\$0	\$0	#Num!
Net Total for MCC 101		\$74,276	\$92,003	\$95,811	\$3,808	4.14%

Dept: 01-1010-904183 Department Name: Lieb Director Endowed

Fringe Benefits						
5201001	00 Employer GTL Medical Vision			\$25,000		
Sum of Fringe Benefits				\$25,000		
Outsourced & Contractual Services						
5309000	20 Other Contractual Services			\$15,000		
Sum of Outsourced & Contractual Servi				\$15,000		
Maintenance, Memberships, and Printing & Postage Supplies						
5401001	00 Office Supplies			\$1,500		
5409000	00 Other Materials & Supplies			\$70,000		
Sum of Maintenance, Memberships, and				\$71,500		
Travel, Meeting, Professional Development, and Recruitment						
5502000	10 Out of District Travel			\$500		
5509000	15 Other Conf & Mtg Exp			\$30,000		
Sum of Travel, Meeting, Professional D				\$30,500		
Net Total for Lieb Director Endowed				\$142,000		

Dept: 01-1020-102010 Department Name: Culinary

Salaries						
5103001	00 FT Teaching Faculty	\$76,160	\$75,463	\$78,445	\$2,982	3.95%
5103001	15 Instr Staff - Indep Study	\$525	\$0	\$350	\$350	#Div/0!
5103002	05 PT Instructional Other	\$680	\$1,500	\$1,545	\$45	3.00%
5103002	10 PT Instr - Indep Study	\$0	\$1,500	\$1,545	\$45	3.00%
5103002	15 PT Stipends Fall Sprg Sum	\$95,584	\$125,000	\$128,750	\$3,750	3.00%
5103004	10 FT Instr Staff - Overload	\$3,460	\$5,000	\$5,000	\$0	0.00%
5103004	20 Non-Instructional Overload	\$13,286	\$10,000	\$9,235	(\$765)	-7.65%
Sum of Salaries		\$189,695	\$218,463	\$224,870	\$6,407	2.93%

Thru: 6/30/2023

<i>Object</i>	<i>Object Name</i>	<i>FY23 YTD</i>	<i>FY23 Budget</i>	<i>FY24 Budget</i>	<i>\$ Change</i>	<i>% Change</i>
Fringe Benefits						
5201001	00 Employer GTL Medical Vision	\$19,212	\$24,617	\$19,146	(\$5,471)	-22.22%
5209000	55 Surs .5% Employer Contribution	\$466	\$1,093	\$1,077	(\$16)	-1.46%
Sum of Fringe Benefits		\$19,678	\$25,710	\$20,223	(\$5,487)	-21.34%
Outsourced & Contractual Services						
5304000	05 Contractual Services	\$0	\$1,000	\$1,000	\$0	0.00%
5304000	10 Contract Maintenance Services	\$1,327	\$15,000	\$15,000	\$0	0.00%
5309000	20 Other Contractual Services	\$12,120	\$0	\$0	\$0	#Num!
Sum of Outsourced & Contractual Servi		\$13,447	\$16,000	\$16,000	\$0	0.00%
Maintenance, Memberships, and Printing & Postage Supplies						
5401001	00 Office Supplies	\$183	\$400	\$400	\$0	0.00%
5401002	00 Instructional Supplies	\$7,169	\$14,000	\$14,000	\$0	0.00%
5401002	05 Testing Materials	\$63	\$0	\$0	\$0	#Num!
5401009	05 Supplies MCC Store	\$2,712	\$200	\$200	\$0	0.00%
5402000	00 Printing	\$1	\$500	\$500	\$0	0.00%
5404002	00 Computer Software	\$1,397	\$0	\$0	\$0	#Num!
5404003	00 Postage	\$87	\$0	\$0	\$0	#Num!
5404004	00 Repair Materials & Supplies	\$1,422	\$0	\$0	\$0	#Num!
5406000	00 Publications & Dues	\$1,155	\$0	\$0	\$0	#Num!
5407000	00 Advertising	\$0	\$1,000	\$1,000	\$0	0.00%
5408000	05 Food Purchases	\$50,170	\$50,000	\$50,000	\$0	0.00%
5408000	15 Clothing Purchases	\$121	\$2,500	\$2,500	\$0	0.00%
5409000	00 Other Materials & Supplies	\$1,723	\$0	\$0	\$0	#Num!
Sum of Maintenance, Memberships, and		\$66,203	\$68,600	\$68,600	\$0	0.00%
Net Total for Culinary		\$289,023	\$328,773	\$329,693	\$920	0.28%

Dept: 01-1020-102011 Department Name: Bakery

Maintenance, Memberships, and Printing & Postage Supplies

5401002	35 Supplies - General	\$0	\$1,000	\$1,000	\$0	0.00%
5402000	00 Printing	\$0	\$75	\$75	\$0	0.00%
5408000	05 Food Purchases	\$0	\$11,000	\$11,000	\$0	0.00%
Sum of Maintenance, Memberships, and		\$0	\$12,075	\$12,075	\$0	0.00%
Net Total for Bakery		\$0	\$12,075	\$12,075	\$0	0.00%

Dept: 01-1020-102014 Department Name: FAST Track

Salaries

5102001	00 FT Prof/Tech Staff	\$24,462	\$51,684	\$0	(\$51,684)	-100.00%
5106001	00 FT Clerical Staff	\$35,075	\$0	\$0	\$0	#Num!

Thru: 6/30/2023

<i>Object</i>	<i>Object Name</i>	<i>FY23 YTD</i>	<i>FY23 Budget</i>	<i>FY24 Budget</i>	<i>\$ Change</i>	<i>% Change</i>
Sum of Salaries		\$59,537	\$51,684	\$0	(\$51,684)	-100.00%
Fringe Benefits						
5201001	00 Employer GTL Medical Vision	\$7,058	\$32,120	\$0	(\$32,120)	-100.00%
5209000	55 Surs .5% Employer Contribution	\$308	\$258	\$0	(\$258)	-100.00%
Sum of Fringe Benefits		\$7,366	\$32,378	\$0	(\$32,378)	-100.00%
Maintenance, Memberships, and Printing & Postage Supplies						
5401001	00 Office Supplies	\$0	\$1,000	\$0	(\$1,000)	-100.00%
5401009	05 Supplies MCC Store	\$0	\$250	\$0	(\$250)	-100.00%
5402000	00 Printing	\$1,000	\$250	\$0	(\$250)	-100.00%
Sum of Maintenance, Memberships, and		\$1,000	\$1,500	\$0	(\$1,500)	-100.00%
Travel, Meeting, Professional Development, and Recruitment						
5501000	05 Meeting Expense In-District	\$0	\$2,000	\$0	(\$2,000)	-100.00%
5509000	15 Other Conf & Mtg Exp	\$0	\$200	\$0	(\$200)	-100.00%
Sum of Travel, Meeting, Professional D		\$0	\$2,200	\$0	(\$2,200)	-100.00%
Net Total for FAST Track		\$67,903	\$87,762	\$0	(\$87,762)	-100.00%

Dept: 01-1020-102016 Department Name: Manufacturing and Advanced Technol

Salaries

5101001	00 FT Administrative Staff	\$99,149	\$99,149	\$102,024	\$2,875	2.90%
5102001	00 FT Prof/Tech Staff	\$99,006	\$96,315	\$246,119	\$149,804	155.54%
5103001	00 FT Teaching Faculty			\$120,000		
5103002	15 PT Stipends Fall Sprg Sum	\$5,592	\$49,610	\$51,098	\$1,488	3.00%
5103004	20 Non-Instructional Overload	\$41,854	\$5,000	\$7,322	\$2,322	46.44%
5106001	00 FT Clerical Staff	\$38,911	\$47,644	\$49,035	\$1,391	2.92%
Sum of Salaries		\$284,512	\$297,718	\$575,598	\$277,880	93.34%

Fringe Benefits

5201001	00 Employer GTL Medical Vision	\$35,457	\$32,985	\$149,567	\$116,582	353.44%
5209000	55 Surs .5% Employer Contribution	\$1,420	\$1,492	\$1,760	\$268	17.93%
Sum of Fringe Benefits		\$36,877	\$34,477	\$151,327	\$116,850	338.92%

Outsourced & Contractual Services

5302000	00 Consultants	\$4,550	\$0	\$0	\$0	#Num!
5309000	20 Other Contractual Services	\$0	\$0	\$0	\$0	#Num!
Sum of Outsourced & Contractual Servi		\$4,550	\$0	\$0	\$0	#Num!

Maintenance, Memberships, and Printing & Postage Supplies

5401001	00 Office Supplies	\$4,754	\$2,500	\$2,500	\$0	0.00%
5401002	00 Instructional Supplies	\$15,472	\$0	\$0	\$0	#Num!

Thru: 6/30/2023

<i>Object</i>	<i>Object Name</i>	<i>FY23 YTD</i>	<i>FY23 Budget</i>	<i>FY24 Budget</i>	<i>\$ Change</i>	<i>% Change</i>
5401002	35 Supplies - General	\$66	\$0	\$0	\$0	#Num!
5401009	00 IT Technology Supplies	\$216	\$0	\$0	\$0	#Num!
5401009	05 Supplies MCC Store	\$443	\$150	\$150	\$0	0.00%
5402000	00 Printing	\$40	\$150	\$150	\$0	0.00%
5404002	00 Computer Software	\$0	\$10,000	\$10,000	\$0	0.00%
5406000	00 Publications & Dues	\$0	\$2,000	\$2,000	\$0	0.00%
5409000	00 Other Materials & Supplies	\$2,281	\$5,000	\$5,000	\$0	0.00%
Sum of Maintenance, Memberships, and		\$23,273	\$19,800	\$19,800	\$0	0.00%
Travel, Meeting, Professional Development, and Recruitment						
5501000	05 Meeting Expense In-District	\$9,802	\$449	\$449	\$0	0.00%
5502000	05 In District Travel	\$99	\$90	\$90	\$0	0.00%
5502000	10 Out of District Travel	\$0	\$2,000	\$2,000	\$0	0.00%
5509000	15 Other Conf & Mtg Exp	\$9,021	\$898	\$898	\$0	0.00%
Sum of Travel, Meeting, Professional D		\$18,922	\$3,437	\$3,437	\$0	0.00%
Fixed Charges, Rental, Property Insurance, and Debt Retirement						
5601002	00 MCC Conf Ctr Rental	\$0	\$500	\$500	\$0	0.00%
Sum of Fixed Charges, Rental, Property		\$0	\$500	\$500	\$0	0.00%
Capital Outlay						
5806000	00 Equipment - Instructional	\$12,022	\$25,000	\$25,000	\$0	0.00%
Sum of Capital Outlay		\$12,022	\$25,000	\$25,000	\$0	0.00%
Net Total for Manufacturing and Adva		\$380,156	\$380,932	\$775,662	\$394,730	103.62%
Dept: 01-1020-102019 Department Name: Paralegal Studies						
Salaries						
5103001	00 FT Teaching Faculty	\$107,649	\$0	\$120,119	\$120,119	#Div/0!
5103001	15 Instr Staff - Indep Study	\$2,250	\$0	\$400	\$400	#Div/0!
5103002	10 PT Instr - Indep Study	\$10,642	\$118,585	\$122,143	\$3,558	3.00%
5103002	15 PT Stipends Fall Sprg Sum	\$14,753	\$10,000	\$10,300	\$300	3.00%
5103004	20 Non-Instructional Overload	\$3,666	\$0	\$3,298	\$3,298	#Div/0!
Sum of Salaries		\$138,960	\$128,585	\$256,260	\$127,675	99.29%
Fringe Benefits						
5201001	00 Employer GTL Medical Vision	\$7,030	\$7,943	\$8,346	\$403	5.07%
5209000	55 Surs .5% Employer Contribution	\$613	\$643	\$1,264	\$621	96.58%
Sum of Fringe Benefits		\$7,643	\$8,586	\$9,610	\$1,024	11.93%
Maintenance, Memberships, and Printing & Postage Supplies						
5401001	00 Office Supplies	\$0	\$300	\$300	\$0	0.00%
5401009	05 Supplies MCC Store	\$0	\$180	\$180	\$0	0.00%

Thru: 6/30/2023

<i>Object</i>	<i>Object Name</i>	<i>FY23 YTD</i>	<i>FY23 Budget</i>	<i>FY24 Budget</i>	<i>\$ Change</i>	<i>% Change</i>
5402000	00 Printing	\$4	\$250	\$250	\$0	0.00%
5404002	00 Computer Software	\$8,891	\$8,000	\$8,000	\$0	0.00%
5406000	00 Publications & Dues	\$585	\$625	\$625	\$0	0.00%
5407000	00 Advertising	\$0	\$450	\$450	\$0	0.00%
Sum of Maintenance, Memberships, and		\$9,480	\$9,805	\$9,805	\$0	0.00%

Travel, Meeting, Professional Development, and Recruitment

5501000	05 Meeting Expense In-District	\$245	\$81	\$300	\$219	270.37%
5509000	15 Other Conf & Mtg Exp	\$0	\$404	\$404	\$0	0.00%

Sum of Travel, Meeting, Professional D		\$245	\$485	\$704	\$219	45.15%
--	--	-------	-------	-------	-------	--------

<i>Net Total for Paralegal Studies</i>		\$156,328	\$147,461	\$276,379	\$128,918	87.43%
--	--	-----------	-----------	-----------	-----------	--------

Dept: 01-1030-102018 Department Name: Criminal Justice

Salaries

5103001	00 FT Teaching Faculty	\$78,023	\$182,288	\$80,364	(\$101,924)	-55.91%
5103001	15 Instr Staff - Indep Study	\$225	\$0	\$200	\$200	#Div/0!
5103002	05 PT Instructional Other	\$340	\$0	\$0	\$0	#Num!
5103002	10 PT Instr - Indep Study	\$0	\$1,000	\$1,030	\$30	3.00%
5103002	15 PT Stipends Fall Sprg Sum	\$43,406	\$5,000	\$5,150	\$150	3.00%
5103004	10 FT Instr Staff - Overload	\$3,420	\$4,000	\$4,000	\$0	0.00%
5103004	20 Non-Instructional Overload	\$12,243	\$8,000	\$10,325	\$2,325	29.06%
Sum of Salaries		\$137,658	\$200,288	\$101,069	(\$99,219)	-49.54%

Fringe Benefits

5201001	00 Employer GTL Medical Vision	\$19,357	\$33,939	\$19,146	(\$14,793)	-43.59%
5209000	55 Surs .5% Employer Contribution	\$508	\$1,002	\$453	(\$549)	-54.79%
Sum of Fringe Benefits		\$19,865	\$34,941	\$19,599	(\$15,342)	-43.91%

Outsourced & Contractual Services

5309000	20 Other Contractual Services	\$1,050	\$2,159	\$2,400	\$241	11.16%
Sum of Outsourced & Contractual Servi		\$1,050	\$2,159	\$2,400	\$241	11.16%

Maintenance, Memberships, and Printing & Postage Supplies

5401001	00 Office Supplies	\$298	\$180	\$180	\$0	0.00%
5401009	05 Supplies MCC Store	\$303	\$135	\$135	\$0	0.00%
5402000	00 Printing	\$25	\$90	\$200	\$110	122.22%
5406000	00 Publications & Dues	\$50	\$0	\$0	\$0	#Num!
Sum of Maintenance, Memberships, and		\$675	\$405	\$515	\$110	27.16%

Travel, Meeting, Professional Development, and Recruitment

5501000	05 Meeting Expense In-District	\$350	\$202	\$300	\$98	48.51%
5502000	05 In District Travel	\$0	\$40	\$0	(\$40)	-100.00%

Thru: 6/30/2023

<i>Object</i>	<i>Object Name</i>	<i>FY23 YTD</i>	<i>FY23 Budget</i>	<i>FY24 Budget</i>	<i>\$ Change</i>	<i>% Change</i>
5509000	15 Other Conf & Mtg Exp	\$0	\$202	\$200	(\$2)	-0.99%
Sum of Travel, Meeting, Professional D		\$350	\$444	\$500	\$56	12.61%
Net Total for Criminal Justice		\$159,597	\$238,237	\$124,083	(\$114,154)	-47.92%

Dept: 01-1030-102020 Department Name: Early Childhd Ed

Salaries

5102001	00 FT Prof/Tech Staff	\$2,667	\$0	\$0	\$0	#Num!
5103001	00 FT Teaching Faculty	\$167,552	\$166,607	\$170,127	\$3,520	2.11%
5103001	15 Instr Staff - Indep Study	\$2,025	\$0	\$1,799	\$1,799	#Div/0!
5103002	10 PT Instr - Indep Study	\$2,148	\$0	\$0	\$0	#Num!
5103002	15 PT Stipends Fall Sprg Sum	\$7,467	\$10,000	\$10,300	\$300	3.00%
5103004	10 FT Instr Staff - Overload	\$12,420	\$10,000	\$10,000	\$0	0.00%
5103004	20 Non-Instructional Overload	\$2,052	\$5,000	\$3,076	(\$1,924)	-38.48%
Sum of Salaries		\$196,330	\$191,607	\$195,302	\$3,695	1.93%

Fringe Benefits

5201001	00 Employer GTL Medical Vision	\$39,717	\$72,834	\$101,418	\$28,584	39.25%
5209000	55 Surs .5% Employer Contribution	\$911	\$958	\$952	(\$6)	-0.63%
Sum of Fringe Benefits		\$40,627	\$73,792	\$102,370	\$28,578	38.73%

Outsourced & Contractual Services

5309000	15 Background Checks	\$0	\$900	\$900	\$0	0.00%
Sum of Outsourced & Contractual Servi		\$0	\$900	\$900	\$0	0.00%

Maintenance, Memberships, and Printing & Postage Supplies

5401001	00 Office Supplies	\$652	\$100	\$100	\$0	0.00%
5401002	00 Instructional Supplies	\$385	\$540	\$540	\$0	0.00%
5401009	05 Supplies MCC Store	\$154	\$100	\$100	\$0	0.00%
5402000	00 Printing	\$45	\$25	\$25	\$0	0.00%
Sum of Maintenance, Memberships, and		\$1,236	\$765	\$765	\$0	0.00%

Travel, Meeting, Professional Development, and Recruitment

5501000	05 Meeting Expense In-District	\$440	\$202	\$202	\$0	0.00%
5502000	10 Out of District Travel	\$3,605	\$0	\$0	\$0	#Num!
Sum of Travel, Meeting, Professional D		\$4,046	\$202	\$202	\$0	0.00%

Net Total for Early Childhd Ed \$242,240 \$267,266 \$299,539 \$32,273 12.08%

Dept: 01-1030-102022 Department Name: EMT

Salaries

5103002	05 PT Instructional Other	\$8,840	\$0	\$0	\$0	#Num!
5103002	15 PT Stipends Fall Sprg Sum	\$83,168	\$150	\$154	\$4	2.67%

Thru: 6/30/2023

<i>Object</i>	<i>Object Name</i>	<i>FY23 YTD</i>	<i>FY23 Budget</i>	<i>FY24 Budget</i>	<i>\$ Change</i>	<i>% Change</i>
Sum of Salaries		\$92,008	\$150	\$154	\$4	2.67%
Fringe Benefits						
5209000	55 Surs .5% Employer Contribution	\$0	\$1	\$1	\$0	0.00%
Sum of Fringe Benefits		\$0	\$1	\$1	\$0	0.00%
Outsourced & Contractual Services						
5308000	00 Instructional Services	\$24,103	\$74,000	\$74,000	\$0	0.00%
5309000	20 Other Contractual Services	\$1,185	\$6,000	\$6,000	\$0	0.00%
Sum of Outsourced & Contractual Servi		\$25,288	\$80,000	\$80,000	\$0	0.00%
Maintenance, Memberships, and Printing & Postage Supplies						
5401001	00 Office Supplies	\$861	\$700	\$700	\$0	0.00%
5401009	05 Supplies MCC Store	\$0	\$180	\$180	\$0	0.00%
5402000	00 Printing	\$885	\$90	\$90	\$0	0.00%
5406000	00 Publications & Dues	\$0	\$2,024	\$2,024	\$0	0.00%
5409000	00 Other Materials & Supplies	\$2,716	\$0	\$0	\$0	#Num!
Sum of Maintenance, Memberships, and		\$4,463	\$2,994	\$2,994	\$0	0.00%
Travel, Meeting, Professional Development, and Recruitment						
5501000	05 Meeting Expense In-District	\$464	\$90	\$300	\$210	233.33%
Sum of Travel, Meeting, Professional D		\$464	\$90	\$300	\$210	233.33%
Net Total for EMT		\$122,222	\$83,235	\$83,449	\$214	0.26%

Dept: 01-1030-102024 Department Name: Fire Science

Salaries

5102002	00 PT Prof/Technical Staff			\$21,840		
5103001	00 FT Teaching Faculty	\$7,373	\$78,404	\$90,000	\$11,596	14.79%
5103002	05 PT Instructional Other	\$237,248	\$216,655	\$223,155	\$6,500	3.00%
5103002	10 PT Instr - Indep Study	\$6,811	\$5,000	\$5,150	\$150	3.00%
5103002	15 PT Stipends Fall Sprg Sum	\$116,867	\$80,000	\$82,400	\$2,400	3.00%
5103004	10 FT Instr Staff - Overload	\$7,700	\$1,000	\$1,000	\$0	0.00%
5103004	20 Non-Instructional Overload	\$4,238	\$4,000	\$6,352	\$2,352	58.80%
Sum of Salaries		\$380,236	\$385,059	\$429,897	\$44,838	11.64%

Fringe Benefits

5201001	00 Employer GTL Medical Vision	\$21	\$90	\$28,826	\$28,736	31928.89%
5209000	55 Surs .5% Employer Contribution	\$126	\$1,926	\$1,559	(\$367)	-19.06%
Sum of Fringe Benefits		\$147	\$2,016	\$30,385	\$28,369	1407.19%

Outsourced & Contractual Services

5304000	10 Contract Maintenance Services	\$2,808	\$5,000	\$5,000	\$0	0.00%
---------	----------------------------------	---------	---------	---------	-----	-------

Thru: 6/30/2023

<i>Object</i>	<i>Object Name</i>	<i>FY23 YTD</i>	<i>FY23 Budget</i>	<i>FY24 Budget</i>	<i>\$ Change</i>	<i>% Change</i>
5309000	15 Background Checks	\$2,868	\$4,000	\$4,000	\$0	0.00%
5309000	20 Other Contractual Services	\$0	\$500	\$500	\$0	0.00%
Sum of Outsourced & Contractual Servi		\$5,676	\$9,500	\$9,500	\$0	0.00%
Maintenance, Memberships, and Printing & Postage Supplies						
5401001	00 Office Supplies	\$462	\$500	\$500	\$0	0.00%
5401002	35 Supplies - General	\$1,333	\$5,000	\$1,000	(\$4,000)	-80.00%
5401009	05 Supplies MCC Store	\$0	\$100	\$100	\$0	0.00%
5402000	00 Printing	\$112	\$300	\$300	\$0	0.00%
5406000	00 Publications & Dues	\$0	\$3,000	\$3,000	\$0	0.00%
5408000	15 Clothing Purchases	\$0	\$800	\$800	\$0	0.00%
5409000	00 Other Materials & Supplies	\$45	\$150	\$150	\$0	0.00%
Sum of Maintenance, Memberships, and		\$1,951	\$9,850	\$5,850	(\$4,000)	-40.61%
Travel, Meeting, Professional Development, and Recruitment						
5501000	05 Meeting Expense In-District	\$565	\$600	\$600	\$0	0.00%
5509000	10 Vehicle Expense	\$4,291	\$6,500	\$6,500	\$0	0.00%
Sum of Travel, Meeting, Professional D		\$4,856	\$7,100	\$7,100	\$0	0.00%
Fixed Charges, Rental, Property Insurance, and Debt Retirement						
5601000	00 Rental - Facilities	\$5,106	\$0	\$0	\$0	#Num!
5601002	00 MCC Conf Ctr Rental	\$0	\$140	\$0	(\$140)	-100.00%
Sum of Fixed Charges, Rental, Property		\$5,106	\$140	\$0	(\$140)	-100.00%
Scholarships, Student Activities, and Waivers						
5909000	10 Tuition Refunds	\$13,846	\$12,000	\$12,000	\$0	0.00%
Sum of Scholarships, Student Activities,		\$13,846	\$12,000	\$12,000	\$0	0.00%
Net Total for Fire Science		\$411,818	\$425,665	\$494,732	\$69,067	16.23%

Dept: 01-1030-102026 Department Name: Education

Salaries

5103001	15 Instr Staff - Indep Study	\$2,250	\$0	\$1,999	\$1,999	#Div/0!
5103002	15 PT Stipends Fall Sprg Sum	\$6,597	\$5,000	\$5,150	\$150	3.00%
5103004	10 FT Instr Staff - Overload	\$3,300	\$0	\$0	\$0	#Num!
5103004	20 Non-Instructional Overload	\$7,683	\$4,000	\$3,639	(\$361)	-9.03%
Sum of Salaries		\$19,830	\$9,000	\$10,788	\$1,788	19.87%

Fringe Benefits

5201001	00 Employer GTL Medical Vision	\$2,051	\$0	\$0	\$0	#Num!
5209000	55 Surs .5% Employer Contribution	\$66	\$45	\$26	(\$19)	-42.22%
Sum of Fringe Benefits		\$2,117	\$45	\$26	(\$19)	-42.22%

Thru: 6/30/2023

<i>Object</i>	<i>Object Name</i>	<i>FY23 YTD</i>	<i>FY23 Budget</i>	<i>FY24 Budget</i>	<i>\$ Change</i>	<i>% Change</i>
Outsourced & Contractual Services						
5309000	15 Background Checks	\$0	\$3,150	\$3,150	\$0	0.00%
Sum of Outsourced & Contractual Servi		\$0	\$3,150	\$3,150	\$0	0.00%
Maintenance, Memberships, and Printing & Postage Supplies						
5401001	00 Office Supplies	\$314	\$180	\$180	\$0	0.00%
5401009	05 Supplies MCC Store	\$11	\$90	\$90	\$0	0.00%
5402000	00 Printing	\$10	\$25	\$25	\$0	0.00%
Sum of Maintenance, Memberships, and		\$335	\$295	\$295	\$0	0.00%
Net Total for Education		\$22,282	\$12,490	\$14,259	\$1,769	14.16%

Dept: 01-1030-102030 Department Name: Automotive

Salaries

5103001	00 FT Teaching Faculty	\$238,000	\$154,847	\$244,650	\$89,803	57.99%
5103001	10 FT Stipends Fall Spring Summer	\$225	\$0	\$200	\$200	#Div/0!
5103001	15 Instr Staff - Indep Study	\$3,600	\$0	\$1,449	\$1,449	#Div/0!
5103002	05 PT Instructional Other	\$260	\$100	\$103	\$3	3.00%
5103002	10 PT Instr - Indep Study	\$0	\$250	\$258	\$8	3.20%
5103002	15 PT Stipends Fall Sprg Sum	\$36,100	\$30,000	\$30,900	\$900	3.00%
5103004	10 FT Instr Staff - Overload	\$61,090	\$40,000	\$40,000	\$0	0.00%
5103004	20 Non-Instructional Overload	\$20,451	\$10,000	\$17,246	\$7,246	72.46%
Sum of Salaries		\$359,726	\$235,197	\$334,806	\$99,609	42.35%

Fringe Benefits

5201001	00 Employer GTL Medical Vision	\$51,248	\$57,726	\$82,826	\$25,100	43.48%
5209000	55 Surs .5% Employer Contribution	\$1,568	\$1,176	\$1,580	\$404	34.35%
Sum of Fringe Benefits		\$52,815	\$58,902	\$84,406	\$25,504	43.30%

Outsourced & Contractual Services

5304000	10 Contract Maintenance Services	\$0	\$1,000	\$1,000	\$0	0.00%
5309000	20 Other Contractual Services	\$600	\$3,400	\$3,400	\$0	0.00%
Sum of Outsourced & Contractual Servi		\$600	\$4,400	\$4,400	\$0	0.00%

Maintenance, Memberships, and Printing & Postage Supplies

5401001	00 Office Supplies	\$0	\$0	\$0	\$0	#Num!
5401002	00 Instructional Supplies	\$4,308	\$16,000	\$16,000	\$0	0.00%
5401002	05 Testing Materials	\$736	\$0	\$0	\$0	#Num!
5401002	35 Supplies - General	\$2,063	\$0	\$0	\$0	#Num!
5401009	05 Supplies MCC Store	\$0	\$270	\$270	\$0	0.00%
5402000	00 Printing	\$103	\$135	\$135	\$0	0.00%
5404002	00 Computer Software	\$4,348	\$5,250	\$5,250	\$0	0.00%
5404004	00 Repair Materials & Supplies	\$25,414	\$22,470	\$22,470	\$0	0.00%

Thru: 6/30/2023

<i>Object</i>	<i>Object Name</i>	<i>FY23 YTD</i>	<i>FY23 Budget</i>	<i>FY24 Budget</i>	<i>\$ Change</i>	<i>% Change</i>
5406000	00 Publications & Dues	\$125	\$300	\$300	\$0	0.00%
5409000	00 Other Materials & Supplies	\$0	\$0	\$0	\$0	#Num!
Sum of Maintenance, Memberships, and		\$37,097	\$44,425	\$44,425	\$0	0.00%
Travel, Meeting, Professional Development, and Recruitment						
5501000	05 Meeting Expense In-District	\$0	\$359	\$359	\$0	0.00%
5502000	05 In District Travel	\$0	\$36	\$36	\$0	0.00%
5509000	15 Other Conf & Mtg Exp	\$0	\$50	\$50	\$0	0.00%
Sum of Travel, Meeting, Professional D		\$0	\$445	\$445	\$0	0.00%
Fixed Charges, Rental, Property Insurance, and Debt Retirement						
5602000	00 Rental - Equipment	\$622	\$0	\$0	\$0	#Num!
Sum of Fixed Charges, Rental, Property		\$622	\$0	\$0	\$0	#Num!
Capital Outlay						
5809000	00 Other Capital Outlay	\$24,755	\$204,605	\$204,605	\$0	0.00%
Sum of Capital Outlay		\$24,755	\$204,605	\$204,605	\$0	0.00%
Net Total for Automotive		\$475,616	\$547,974	\$673,087	\$125,113	22.83%

Dept: 01-1030-102033 Department Name: Graphic Arts

Maintenance, Memberships, and Printing & Postage Supplies

5401001	00 Office Supplies			\$5,000		
5401009	05 Supplies MCC Store			\$500		
Sum of Maintenance, Memberships, and				\$5,500		
Net Total for Graphic Arts				\$5,500		

Dept: 01-1030-102034 Department Name: Digital Media

Salaries

5103001	00 FT Teaching Faculty	\$205,154	\$199,929	\$207,878	\$7,949	3.98%
5103001	10 FT Stipends Fall Spring Summer	\$1,496	\$0	\$0	\$0	#Num!
5103001	15 Instr Staff - Indep Study	\$4,200	\$0	\$3,732	\$3,732	#Div/0!
5103002	05 PT Instructional Other	\$560	\$500	\$515	\$15	3.00%
5103002	10 PT Instr - Indep Study	\$9,605	\$25,000	\$25,750	\$750	3.00%
5103002	15 PT Stipends Fall Sprg Sum	\$98,940	\$155,000	\$159,650	\$4,650	3.00%
5103004	10 FT Instr Staff - Overload	\$13,518	\$15,000	\$15,000	\$0	0.00%
5103004	20 Non-Instructional Overload	\$5,232	\$8,000	\$4,726	(\$3,274)	-40.93%
Sum of Salaries		\$338,706	\$403,429	\$417,251	\$13,822	3.43%

Fringe Benefits

5201001	00 Employer GTL Medical Vision	\$15,283	\$16,994	\$26,130	\$9,136	53.76%
5209000	55 Surs .5% Employer Contribution	\$1,145	\$2,017	\$2,044	\$27	1.34%

Thru: 6/30/2023

<i>Object</i>	<i>Object Name</i>	<i>FY23 YTD</i>	<i>FY23 Budget</i>	<i>FY24 Budget</i>	<i>\$ Change</i>	<i>% Change</i>
Sum of Fringe Benefits		\$16,428	\$19,011	\$28,174	\$9,163	48.20%
Outsourced & Contractual Services						
5309000	20 Other Contractual Services	\$0	\$4,700	\$4,700	\$0	0.00%
Sum of Outsourced & Contractual Servi		\$0	\$4,700	\$4,700	\$0	0.00%
Maintenance, Memberships, and Printing & Postage Supplies						
5401001	00 Office Supplies	\$77	\$800	\$800	\$0	0.00%
5401002	00 Instructional Supplies	\$468	\$5,800	\$5,800	\$0	0.00%
5401009	05 Supplies MCC Store	\$0	\$200	\$200	\$0	0.00%
5402000	00 Printing	\$20	\$0	\$0	\$0	#Num!
5404002	00 Computer Software	\$2,180	\$300	\$300	\$0	0.00%
5406000	00 Publications & Dues	\$695	\$0	\$0	\$0	#Num!
Sum of Maintenance, Memberships, and		\$3,440	\$7,100	\$7,100	\$0	0.00%
Travel, Meeting, Professional Development, and Recruitment						
5501000	05 Meeting Expense In-District	\$148	\$0	\$0	\$0	#Num!
5502000	10 Out of District Travel	\$455	\$0	\$0	\$0	#Num!
Sum of Travel, Meeting, Professional D		\$603	\$0	\$0	\$0	#Num!
Net Total for Digital Media		\$359,177	\$434,240	\$457,225	\$22,985	5.29%

Dept: 01-1030-102036 Department Name: Mechanical Tech.

Salaries

5102001	00 FT Prof/Tech Staff	\$82,011	\$78,798	\$80,239	\$1,441	1.83%
5103001	00 FT Teaching Faculty	\$133,090	\$133,678	\$137,082	\$3,404	2.55%
5103001	15 Instr Staff - Indep Study	\$0	\$0	\$0	\$0	#Num!
5103002	05 PT Instructional Other	\$0	\$250	\$258	\$8	3.20%
5103002	10 PT Instr - Indep Study	\$0	\$4,000	\$4,120	\$120	3.00%
5103002	15 PT Stipends Fall Sprg Sum	\$51,887	\$50,000	\$51,500	\$1,500	3.00%
5103004	10 FT Instr Staff - Overload	\$8,880	\$5,000	\$5,000	\$0	0.00%
5103004	20 Non-Instructional Overload	\$11,229	\$5,000	\$8,811	\$3,811	76.22%
Sum of Salaries		\$287,096	\$276,726	\$287,010	\$10,284	3.72%

Fringe Benefits

5201001	00 Employer GTL Medical Vision	\$47,648	\$50,682	\$49,539	(\$1,143)	-2.26%
5209000	55 Surs .5% Employer Contribution	\$1,143	\$1,383	\$1,391	\$8	0.58%
Sum of Fringe Benefits		\$48,791	\$52,065	\$50,930	(\$1,135)	-2.18%

Maintenance, Memberships, and Printing & Postage Supplies

5401001	00 Office Supplies	\$143	\$1,500	\$1,500	\$0	0.00%
5401009	05 Supplies MCC Store	\$0	\$100	\$100	\$0	0.00%
5404002	00 Computer Software	\$0	\$3,500	\$3,500	\$0	0.00%

Thru: 6/30/2023

<i>Object</i>	<i>Object Name</i>	<i>FY23 YTD</i>	<i>FY23 Budget</i>	<i>FY24 Budget</i>	<i>\$ Change</i>	<i>% Change</i>
5406000	00 Publications & Dues	\$733	\$700	\$700	\$0	0.00%
Sum of Maintenance, Memberships, and		\$876	\$5,800	\$5,800	\$0	0.00%
Net Total for Mechanical Tech.		\$336,764	\$334,591	\$343,740	\$9,149	2.73%
Dept: 01-1030-102040 Department Name: Manufacturing Mgt						
Salaries						
5103001	00 FT Teaching Faculty	\$173,455	\$175,036	\$178,658	\$3,622	2.07%
5103001	15 Instr Staff - Indep Study	\$3,825	\$0	\$3,399	\$3,399	#Div/0!
5103002	05 PT Instructional Other	\$760	\$0	\$0	\$0	#Num!
5103002	10 PT Instr - Indep Study	\$5,947	\$300	\$309	\$9	3.00%
5103002	15 PT Stipends Fall Sprg Sum	\$46,459	\$70,000	\$72,100	\$2,100	3.00%
5103004	10 FT Instr Staff - Overload	\$8,240	\$9,000	\$9,000	\$0	0.00%
5103004	20 Non-Instructional Overload	\$10,211	\$4,000	\$7,822	\$3,822	95.55%
Sum of Salaries		\$248,897	\$258,336	\$271,288	\$12,952	5.01%
Fringe Benefits						
5201001	00 Employer GTL Medical Vision	\$7,420	\$7,589	\$7,969	\$380	5.01%
5209000	55 Surs .5% Employer Contribution	\$983	\$1,292	\$1,300	\$8	0.62%
Sum of Fringe Benefits		\$8,402	\$8,881	\$9,269	\$388	4.37%
Outsourced & Contractual Services						
5309000	20 Other Contractual Services	\$670	\$0	\$440	\$440	#Div/0!
Sum of Outsourced & Contractual Servi		\$670	\$0	\$440	\$440	#Div/0!
Maintenance, Memberships, and Printing & Postage Supplies						
5401001	00 Office Supplies	\$38	\$450	\$450	\$0	0.00%
5401002	00 Instructional Supplies	\$11,030	\$8,000	\$8,000	\$0	0.00%
5401002	35 Supplies - General	\$2,272	\$0	\$851	\$851	#Div/0!
5401009	05 Supplies MCC Store	\$88	\$250	\$250	\$0	0.00%
5402000	00 Printing	\$356	\$0	\$300	\$300	#Div/0!
5404002	00 Computer Software	\$5,660	\$12,000	\$1,200	(\$10,800)	-90.00%
5404004	00 Repair Materials & Supplies	\$3,970	\$0	\$4,000	\$4,000	#Div/0!
5406000	00 Publications & Dues	\$0	\$100	\$100	\$0	0.00%
5409000	00 Other Materials & Supplies	\$915	\$0	\$0	\$0	#Num!
Sum of Maintenance, Memberships, and		\$24,329	\$20,800	\$15,151	(\$5,649)	-27.16%
Travel, Meeting, Professional Development, and Recruitment						
5501000	05 Meeting Expense In-District	\$200	\$80	\$80	\$0	0.00%
Sum of Travel, Meeting, Professional D		\$200	\$80	\$80	\$0	0.00%
Net Total for Manufacturing Mgt		\$282,498	\$288,097	\$296,228	\$8,131	2.82%

Thru: 6/30/2023

<i>Object</i>	<i>Object Name</i>	<i>FY23 YTD</i>	<i>FY23 Budget</i>	<i>FY24 Budget</i>	<i>\$ Change</i>	<i>% Change</i>
Dept: 01-1030-102042		Department Name: Constr Mgmt Tech				
Salaries						
5103001	15 Instr Staff - Indep Study	\$1,350	\$0	\$1,200	\$1,200	#Div/0!
5103002	15 PT Stipends Fall Sprg Sum	\$0	\$5,000	\$5,150	\$150	3.00%
5103004	10 FT Instr Staff - Overload	\$0	\$5,000	\$5,000	\$0	0.00%
Sum of Salaries		\$1,350	\$10,000	\$11,350	\$1,350	13.50%
Fringe Benefits						
5201001	00 Employer GTL Medical Vision	\$143	\$0	\$0	\$0	#Num!
5209000	55 Surs .5% Employer Contribution	\$4	\$50	\$51	\$1	2.00%
Sum of Fringe Benefits		\$147	\$50	\$51	\$1	2.00%
Maintenance, Memberships, and Printing & Postage Supplies						
5401001	00 Office Supplies	\$0	\$500	\$500	\$0	0.00%
5401002	00 Instructional Supplies	\$0	\$900	\$900	\$0	0.00%
5406000	00 Publications & Dues	\$150	\$0	\$150	\$150	#Div/0!
Sum of Maintenance, Memberships, and		\$150	\$1,400	\$1,550	\$150	10.71%
Travel, Meeting, Professional Development, and Recruitment						
5501000	05 Meeting Expense In-District	\$191	\$0	\$0	\$0	#Num!
Sum of Travel, Meeting, Professional D		\$191	\$0	\$0	\$0	#Num!
Net Total for Constr Mgmt Tech		\$1,838	\$11,450	\$12,951	\$1,501	13.11%

Dept: 01-1030-102044 **Department Name: College & Career Readiness**

Salaries						
5101001	00 FT Administrative Staff	\$70,823	\$100,952	\$95,697	(\$5,255)	-5.21%
5102001	00 FT Prof/Tech Staff	\$111,786	\$102,803	\$172,154	\$69,351	67.46%
5103001	10 FT Stipends Fall Spring Summer	\$63,020	\$39,000	\$39,000	\$0	0.00%
5103002	15 PT Stipends Fall Sprg Sum	\$16,195	\$15,000	\$98,247	\$83,247	554.98%
Sum of Salaries		\$261,824	\$257,755	\$405,098	\$147,343	57.16%
Fringe Benefits						
5201001	00 Employer GTL Medical Vision	\$30,166	\$41,801	\$38,961	(\$2,840)	-6.79%
5209000	55 Surs .5% Employer Contribution	\$1,264	\$1,049	\$1,091	\$42	4.00%
Sum of Fringe Benefits		\$31,431	\$42,850	\$40,052	(\$2,798)	-6.53%
Outsourced & Contractual Services						
5309000	20 Other Contractual Services	\$39,596	\$0	\$0	\$0	#Num!
Sum of Outsourced & Contractual Servi		\$39,596	\$0	\$0	\$0	#Num!
Maintenance, Memberships, and Printing & Postage Supplies						

Thru: 6/30/2023

<i>Object</i>	<i>Object Name</i>	<i>FY23 YTD</i>	<i>FY23 Budget</i>	<i>FY24 Budget</i>	<i>\$ Change</i>	<i>% Change</i>
5401001	00 Office Supplies	\$79	\$300	\$300	\$0	0.00%
5401009	05 Supplies MCC Store	\$183	\$50	\$50	\$0	0.00%
5402000	00 Printing	\$550	\$300	\$350	\$50	16.67%
5406000	00 Publications & Dues	\$560	\$700	\$710	\$10	1.43%
5408000	05 Food Purchases	\$2,484	\$500	\$700	\$200	40.00%
5409000	00 Other Materials & Supplies	\$1,330	\$0	\$0	\$0	#Num!
Sum of Maintenance, Memberships, and		\$5,187	\$1,850	\$2,110	\$260	14.05%
Travel, Meeting, Professional Development, and Recruitment						
5501000	05 Meeting Expense In-District	\$0	\$50	\$0	(\$50)	-100.00%
5502000	05 In District Travel	\$456	\$300	\$600	\$300	100.00%
5502000	10 Out of District Travel	\$1,343	\$0	\$0	\$0	#Num!
5509000	15 Other Conf & Mtg Exp	\$1,345	\$1,800	\$5,200	\$3,400	188.89%
Sum of Travel, Meeting, Professional D		\$3,143	\$2,150	\$5,800	\$3,650	169.77%
Net Total for College & Career Readin		\$341,181	\$304,605	\$453,060	\$148,455	48.74%
Dept: 01-1030-102050 Department Name: Welding Credit Program						
Salaries						
5103001	00 FT Teaching Faculty	\$105,672	\$107,315	\$108,842	\$1,527	1.42%
5103002	05 PT Instructional Other	\$320	\$10,000	\$10,300	\$300	3.00%
5103002	15 PT Stipends Fall Sprg Sum	\$51,135	\$50,000	\$51,500	\$1,500	3.00%
5103004	10 FT Instr Staff - Overload	\$17,420	\$2,000	\$2,000	\$0	0.00%
Sum of Salaries		\$174,547	\$169,315	\$172,642	\$3,327	1.96%
Fringe Benefits						
5201001	00 Employer GTL Medical Vision	\$6,774	\$15,728	\$8,265	(\$7,463)	-47.45%
5209000	55 Surs .5% Employer Contribution	\$622	\$847	\$864	\$17	2.01%
Sum of Fringe Benefits		\$7,397	\$16,575	\$9,129	(\$7,446)	-44.92%
Outsourced & Contractual Services						
5309000	20 Other Contractual Services	\$18,806	\$0	\$0	\$0	#Num!
Sum of Outsourced & Contractual Servi		\$18,806	\$0	\$0	\$0	#Num!
Maintenance, Memberships, and Printing & Postage Supplies						
5401001	00 Office Supplies	\$10	\$0	\$0	\$0	#Num!
5401002	00 Instructional Supplies	\$19,904	\$40,000	\$40,000	\$0	0.00%
5401002	35 Supplies - General	\$11,733	\$1,500	\$1,500	\$0	0.00%
5402000	00 Printing	\$37	\$0	\$0	\$0	#Num!
5404002	00 Computer Software	\$304	\$0	\$0	\$0	#Num!
5404004	00 Repair Materials & Supplies	\$0	\$1,000	\$1,000	\$0	0.00%
Sum of Maintenance, Memberships, and		\$31,988	\$42,500	\$42,500	\$0	0.00%

Thru: 6/30/2023

<i>Object</i>	<i>Object Name</i>	<i>FY23 YTD</i>	<i>FY23 Budget</i>	<i>FY24 Budget</i>	<i>\$ Change</i>	<i>% Change</i>
Travel, Meeting, Professional Development, and Recruitment						
5502000	05 In District Travel	\$697	\$500	\$500	\$0	0.00%
Sum of Travel, Meeting, Professional D		\$697	\$500	\$500	\$0	0.00%
Fixed Charges, Rental, Property Insurance, and Debt Retirement						
5601000	00 Rental - Facilities	\$32,086	\$30,000	\$30,000	\$0	0.00%
Sum of Fixed Charges, Rental, Property		\$32,086	\$30,000	\$30,000	\$0	0.00%
Utilities						
5709000	00 Utilities - General	\$7,451	\$4,000	\$4,000	\$0	0.00%
Sum of Utilities		\$7,451	\$4,000	\$4,000	\$0	0.00%
Net Total for Welding Credit Program		\$272,972	\$262,890	\$258,771	(\$4,119)	-1.57%
Dept: 01-1030-103015 Department Name: Health Information Technology						
Salaries						
5101001	00 FT Administrative Staff	\$114,770	\$113,329	\$118,098	\$4,769	4.21%
5103001	00 FT Teaching Faculty	\$91,868	\$91,634	\$94,624	\$2,990	3.26%
5103002	10 PT Instr - Indep Study	\$0	\$500	\$515	\$15	3.00%
5103002	15 PT Stipends Fall Sprg Sum	\$15,386	\$10,000	\$10,300	\$300	3.00%
5103004	10 FT Instr Staff - Overload	\$13,520	\$11,000	\$11,000	\$0	0.00%
Sum of Salaries		\$235,544	\$226,463	\$234,537	\$8,074	3.57%
Fringe Benefits						
5201001	00 Employer GTL Medical Vision	\$34,746	\$29,002	\$44,264	\$15,262	52.62%
5209000	55 Surs .5% Employer Contribution	\$1,074	\$1,132	\$1,173	\$41	3.65%
Sum of Fringe Benefits		\$35,820	\$30,134	\$45,437	\$15,303	50.78%
Outsourced & Contractual Services						
5309000	15 Background Checks	\$640	\$800	\$700	(\$100)	-12.50%
Sum of Outsourced & Contractual Servi		\$640	\$800	\$700	(\$100)	-12.50%
Maintenance, Memberships, and Printing & Postage Supplies						
5401001	00 Office Supplies	\$61	\$200	\$200	\$0	0.00%
5401002	35 Supplies - General	\$35	\$0	\$0	\$0	#Num!
5402000	00 Printing	\$47	\$100	\$100	\$0	0.00%
5406000	00 Publications & Dues	\$5,724	\$6,500	\$6,500	\$0	0.00%
5407000	00 Advertising	\$943	\$180	\$180	\$0	0.00%
Sum of Maintenance, Memberships, and		\$6,809	\$6,980	\$6,980	\$0	0.00%
Travel, Meeting, Professional Development, and Recruitment						
5501000	05 Meeting Expense In-District	\$240	\$180	\$180	\$0	0.00%
5509000	15 Other Conf & Mtg Exp	\$39	\$0	\$3,000	\$3,000	#Div/0!

Thru: 6/30/2023

<i>Object</i>	<i>Object Name</i>	<i>FY23 YTD</i>	<i>FY23 Budget</i>	<i>FY24 Budget</i>	<i>\$ Change</i>	<i>% Change</i>
	Sum of Travel, Meeting, Professional D	\$279	\$180	\$3,180	\$3,000	1666.67%
Net Total for Health Information Tech		\$279,092	\$264,557	\$290,834	\$26,277	9.93%

Dept: 01-1040-103010 Department Name: Nursing Program

Salaries

5101001	00 FT Administrative Staff	\$163,331	\$194,235	\$199,867	\$5,632	2.90%
5103001	00 FT Teaching Faculty	\$376,516	\$426,347	\$465,647	\$39,300	9.22%
5103001	10 FT Stipends Fall Spring Summer	\$6,824	\$0	\$1,000	\$1,000	#Div/0!
5103002	05 PT Instructional Other	\$400	\$0	\$0	\$0	#Num!
5103002	15 PT Stipends Fall Sprg Sum	\$77,328	\$80,000	\$82,400	\$2,400	3.00%
5103004	10 FT Instr Staff - Overload	\$61,340	\$35,000	\$35,000	\$0	0.00%
5103004	20 Non-Instructional Overload	\$4,560	\$0	\$6,836	\$6,836	#Div/0!
Sum of Salaries		\$690,299	\$735,582	\$790,750	\$55,168	7.50%

Fringe Benefits

5201001	00 Employer GTL Medical Vision	\$66,361	\$90,681	\$128,809	\$38,128	42.05%
5209000	55 Surs .5% Employer Contribution	\$3,006	\$3,679	\$3,315	(\$364)	-9.89%
Sum of Fringe Benefits		\$69,367	\$94,360	\$132,124	\$37,764	40.02%

Outsourced & Contractual Services

5309000	15 Background Checks	\$9,273	\$4,416	\$5,900	\$1,484	33.61%
5309000	20 Other Contractual Services	\$8,372	\$7,045	\$7,045	\$0	0.00%
Sum of Outsourced & Contractual Servi		\$17,645	\$11,461	\$12,945	\$1,484	12.95%

Maintenance, Memberships, and Printing & Postage Supplies

5401001	00 Office Supplies	\$118	\$900	\$900	\$0	0.00%
5401002	00 Instructional Supplies	\$1	\$0	\$0	\$0	#Num!
5401002	35 Supplies - General	\$7,535	\$19,000	\$19,000	\$0	0.00%
5401009	05 Supplies MCC Store	\$155	\$180	\$180	\$0	0.00%
5402000	00 Printing	\$465	\$270	\$300	\$30	11.11%
5406000	00 Publications & Dues	\$6,270	\$11,000	\$11,000	\$0	0.00%
Sum of Maintenance, Memberships, and		\$14,543	\$31,350	\$31,380	\$30	0.10%

Travel, Meeting, Professional Development, and Recruitment

5501000	05 Meeting Expense In-District	\$100	\$242	\$100	(\$142)	-58.68%
5502000	10 Out of District Travel	\$0	\$300	\$300	\$0	0.00%
5509000	15 Other Conf & Mtg Exp	\$39	\$0	\$0	\$0	#Num!
Sum of Travel, Meeting, Professional D		\$139	\$542	\$400	(\$142)	-26.20%

Net Total for Nursing Program		\$791,993	\$873,295	\$967,599	\$94,304	10.80%
--------------------------------------	--	------------------	------------------	------------------	-----------------	---------------

Dept: 01-1040-103020 Department Name: Occ. Therapy

Thru: 6/30/2023

<i>Object</i>	<i>Object Name</i>	<i>FY23 YTD</i>	<i>FY23 Budget</i>	<i>FY24 Budget</i>	<i>\$ Change</i>	<i>% Change</i>
Salaries						
5101001	00 FT Administrative Staff	\$108,573	\$108,573	\$111,721	\$3,148	2.90%
5103001	00 FT Teaching Faculty	\$83,300	\$82,814	\$85,799	\$2,985	3.60%
5103002	05 PT Instructional Other	\$1,040	\$0	\$0	\$0	#Num!
5103002	10 PT Instr - Indep Study	\$669	\$0	\$0	\$0	#Num!
5103002	15 PT Stipends Fall Sprg Sum	\$22,347	\$20,000	\$20,600	\$600	3.00%
5103004	10 FT Instr Staff - Overload	\$2,280	\$1,000	\$1,000	\$0	0.00%
Sum of Salaries		\$218,209	\$212,387	\$219,120	\$6,733	3.17%
Fringe Benefits						
5201001	00 Employer GTL Medical Vision	\$41,837	\$24,797	\$51,542	\$26,745	107.86%
5209000	55 Surs .5% Employer Contribution	\$971	\$1,062	\$1,096	\$34	3.20%
Sum of Fringe Benefits		\$42,808	\$25,859	\$52,638	\$26,779	103.56%
Outsourced & Contractual Services						
5309000	15 Background Checks	\$927	\$1,000	\$2,400	\$1,400	140.00%
5309000	20 Other Contractual Services	\$150	\$900	\$900	\$0	0.00%
Sum of Outsourced & Contractual Servi		\$1,077	\$1,900	\$3,300	\$1,400	73.68%
Maintenance, Memberships, and Printing & Postage Supplies						
5401001	00 Office Supplies	\$0	\$500	\$500	\$0	0.00%
5401002	35 Supplies - General	\$674	\$500	\$3,500	\$3,000	600.00%
5401009	05 Supplies MCC Store	\$523	\$600	\$500	(\$100)	-16.67%
5402000	00 Printing	\$213	\$300	\$300	\$0	0.00%
5404001	00 Audio/Visual Materials	\$0	\$500	\$250	(\$250)	-50.00%
5404002	00 Computer Software	\$180	\$500	\$250	(\$250)	-50.00%
5406000	00 Publications & Dues	\$5,685	\$4,800	\$5,800	\$1,000	20.83%
Sum of Maintenance, Memberships, and		\$7,275	\$7,700	\$11,100	\$3,400	44.16%
Travel, Meeting, Professional Development, and Recruitment						
5501000	05 Meeting Expense In-District	\$0	\$250	\$0	(\$250)	-100.00%
5502000	05 In District Travel	\$403	\$300	\$700	\$400	133.33%
5502000	10 Out of District Travel	\$17	\$700	\$1,500	\$800	114.29%
5509000	15 Other Conf & Mtg Exp	\$0	\$200	\$200	\$0	0.00%
Sum of Travel, Meeting, Professional D		\$420	\$1,450	\$2,400	\$950	65.52%
Net Total for Occ. Therapy		\$269,788	\$249,296	\$288,558	\$39,262	15.75%

Dept: 01-1040-103025 Department Name: Physical Therapy Assistant

Salaries

5101001	00 FT Administrative Staff	\$84,617	\$83,432	\$87,292	\$3,860	4.63%
5103001	00 FT Teaching Faculty	\$89,012	\$88,694	\$91,682	\$2,988	3.37%
5103002	15 PT Stipends Fall Sprg Sum	\$7,395	\$1,000	\$1,030	\$30	3.00%

Thru: 6/30/2023

<i>Object</i>	<i>Object Name</i>	<i>FY23 YTD</i>	<i>FY23 Budget</i>	<i>FY24 Budget</i>	<i>\$ Change</i>	<i>% Change</i>
5103004	10 FT Instr Staff - Overload	\$1,140	\$0	\$0	\$0	#Num!
5103004	20 Non-Instructional Overload	\$9,366	\$4,500	\$8,425	\$3,925	87.22%
Sum of Salaries		\$191,529	\$177,626	\$188,429	\$10,803	6.08%
Fringe Benefits						
5201001	00 Employer GTL Medical Vision	\$4,028	\$270	\$180	(\$90)	-33.33%
5209000	55 Surs .5% Employer Contribution	\$919	\$887	\$1,357	\$470	52.99%
Sum of Fringe Benefits		\$4,947	\$1,157	\$1,537	\$380	32.84%
Outsourced & Contractual Services						
5302000	00 Consultants	\$150	\$0	\$0	\$0	#Num!
5309000	15 Background Checks	\$1,080	\$1,500	\$1,500	\$0	0.00%
5309000	20 Other Contractual Services	\$1,825	\$1,850	\$1,850	\$0	0.00%
Sum of Outsourced & Contractual Servi		\$3,055	\$3,350	\$3,350	\$0	0.00%
Maintenance, Memberships, and Printing & Postage Supplies						
5401001	00 Office Supplies	\$132	\$200	\$200	\$0	0.00%
5401002	00 Instructional Supplies	\$372	\$500	\$500	\$0	0.00%
5401002	35 Supplies - General	\$950	\$500	\$500	\$0	0.00%
5401009	05 Supplies MCC Store	\$436	\$600	\$500	(\$100)	-16.67%
5402000	00 Printing	\$66	\$250	\$250	\$0	0.00%
5406000	00 Publications & Dues	\$7,490	\$6,000	\$7,500	\$1,500	25.00%
5407000	00 Advertising	\$0	\$250	\$250	\$0	0.00%
Sum of Maintenance, Memberships, and		\$9,445	\$8,300	\$9,700	\$1,400	16.87%
Travel, Meeting, Professional Development, and Recruitment						
5501000	05 Meeting Expense In-District	\$299	\$250	\$250	\$0	0.00%
5509000	15 Other Conf & Mtg Exp	\$565	\$1,000	\$1,500	\$500	50.00%
Sum of Travel, Meeting, Professional D		\$864	\$1,250	\$1,750	\$500	40.00%
Net Total for Physical Therapy Assista		\$209,840	\$191,683	\$204,766	\$13,083	6.83%

Dept: 01-1040-103030 Department Name: Nurse Assistant Ed

Salaries

5103001	00 FT Teaching Faculty	\$120,428	\$121,036	\$124,041	\$3,005	2.48%
5103001	10 FT Stipends Fall Spring Summer	\$1,000	\$0	\$0	\$0	#Num!
5103002	05 PT Instructional Other	\$640	\$1,200	\$1,236	\$36	3.00%
5103002	15 PT Stipends Fall Sprg Sum	\$135,986	\$160,000	\$164,800	\$4,800	3.00%
5103004	10 FT Instr Staff - Overload	\$12,532	\$5,000	\$5,000	\$0	0.00%
5103004	20 Non-Instructional Overload	\$380	\$1,000	\$0	(\$1,000)	-100.00%
Sum of Salaries		\$270,966	\$288,236	\$295,077	\$6,841	2.37%

Fringe Benefits

Thru: 6/30/2023

<i>Object</i>	<i>Object Name</i>	<i>FY23 YTD</i>	<i>FY23 Budget</i>	<i>FY24 Budget</i>	<i>\$ Change</i>	<i>% Change</i>
5201001	00 Employer GTL Medical Vision	\$19,590	\$21,059	\$22,132	\$1,073	5.10%
5209000	55 Surs .5% Employer Contribution	\$689	\$1,441	\$1,475	\$34	2.36%
Sum of Fringe Benefits		\$20,279	\$22,500	\$23,607	\$1,107	4.92%
Outsourced & Contractual Services						
5309000	15 Background Checks	\$2,370	\$9,000	\$9,000	\$0	0.00%
5309000	20 Other Contractual Services	\$1,635	\$1,000	\$1,000	\$0	0.00%
Sum of Outsourced & Contractual Servi		\$4,005	\$10,000	\$10,000	\$0	0.00%
Maintenance, Memberships, and Printing & Postage Supplies						
5401001	00 Office Supplies	\$184	\$350	\$350	\$0	0.00%
5401002	35 Supplies - General	\$1,414	\$3,000	\$3,000	\$0	0.00%
5401009	05 Supplies MCC Store	\$55	\$200	\$200	\$0	0.00%
5402000	00 Printing	\$46	\$100	\$200	\$100	100.00%
Sum of Maintenance, Memberships, and		\$1,699	\$3,650	\$3,750	\$100	2.74%
Net Total for Nurse Assistant Ed		\$296,950	\$324,386	\$332,434	\$8,048	2.48%

Dept: 01-1040-103040 Department Name: HFE

Salaries

5103001	00 FT Teaching Faculty	\$207,536	\$210,219	\$213,762	\$3,543	1.69%
5103001	10 FT Stipends Fall Spring Summer	\$400	\$250	\$350	\$100	40.00%
5103001	15 Instr Staff - Indep Study	\$7,800	\$0	\$5,356	\$5,356	#Div/0!
5103002	05 PT Instructional Other	\$420	\$1,000	\$1,030	\$30	3.00%
5103002	10 PT Instr - Indep Study	\$18,895	\$15,000	\$15,450	\$450	3.00%
5103002	15 PT Stipends Fall Sprg Sum	\$71,411	\$75,000	\$77,250	\$2,250	3.00%
5103004	10 FT Instr Staff - Overload	\$21,920	\$10,000	\$10,000	\$0	0.00%
5103004	20 Non-Instructional Overload	\$10,322	\$10,000	\$6,736	(\$3,264)	-32.64%
Sum of Salaries		\$338,703	\$321,469	\$329,934	\$8,465	2.63%

Fringe Benefits

5201001	00 Employer GTL Medical Vision	\$34,703	\$60,783	\$36,790	(\$23,993)	-39.47%
5209000	55 Surs .5% Employer Contribution	\$1,235	\$1,606	\$1,587	(\$19)	-1.18%
Sum of Fringe Benefits		\$35,939	\$62,389	\$38,377	(\$24,012)	-38.49%

Outsourced & Contractual Services

5309000	20 Other Contractual Services	\$0	\$630	\$630	\$0	0.00%
Sum of Outsourced & Contractual Servi		\$0	\$630	\$630	\$0	0.00%

Maintenance, Memberships, and Printing & Postage Supplies

5401001	00 Office Supplies	\$360	\$0	\$0	\$0	#Num!
5401002	00 Instructional Supplies	\$614	\$0	\$1,000	\$1,000	#Div/0!
5401002	35 Supplies - General	\$46	\$1,907	\$500	(\$1,407)	-73.78%

Thru: 6/30/2023

<i>Object</i>	<i>Object Name</i>	<i>FY23 YTD</i>	<i>FY23 Budget</i>	<i>FY24 Budget</i>	<i>\$ Change</i>	<i>% Change</i>
5401009	05 Supplies MCC Store	\$97	\$270	\$270	\$0	0.00%
5402000	00 Printing	\$84	\$250	\$250	\$0	0.00%
5404001	00 Audio/Visual Materials	\$0	\$135	\$135	\$0	0.00%
5406000	00 Publications & Dues	\$1,623	\$225	\$225	\$0	0.00%
Sum of Maintenance, Memberships, and		\$2,824	\$2,787	\$2,380	(\$407)	-14.60%
Travel, Meeting, Professional Development, and Recruitment						
5501000	05 Meeting Expense In-District	\$447	\$97	\$300	\$203	209.28%
5509000	15 Other Conf & Mtg Exp	\$0	\$485	\$485	\$0	0.00%
Sum of Travel, Meeting, Professional D		\$447	\$582	\$785	\$203	34.88%
Net Total for HFE		\$377,913	\$387,857	\$372,106	(\$15,751)	-4.06%

Dept: 01-2010-000000 Department Name: General

Fringe Benefits

5299900	50 State Allocated SURS	\$803,857	\$0	\$0	\$0	#Num!
Sum of Fringe Benefits		\$803,857	\$0	\$0	\$0	#Num!
Net Total for General		\$803,857	\$0	\$0	\$0	#Num!

Dept: 01-2010-202010 Department Name: Library

Salaries

5101001	00 FT Administrative Staff	\$0	\$100,000	\$100,000	\$0	0.00%
5102001	00 FT Prof/Tech Staff	\$45,573	\$63,667	\$47,646	(\$16,021)	-25.16%
5103001	10 FT Stipends Fall Spring Summer	\$15,529	\$0	\$7,000	\$7,000	#Div/0!
5103002	05 PT Instructional Other	\$53,470	\$75,000	\$77,250	\$2,250	3.00%
5103004	20 Non-Instructional Overload	\$0	\$10,000	\$0	(\$10,000)	-100.00%
5105001	00 FT Academic Support	\$153,748	\$82,814	\$158,207	\$75,393	91.04%
5105002	00 PT Academic Support			\$30,000		
5106001	00 FT Clerical Staff	\$27,933	\$38,526	\$40,000	\$1,474	3.83%
5106002	00 PT Clerical Staff	\$16,394	\$0	\$27,931	\$27,931	#Div/0!
Sum of Salaries		\$312,646	\$370,007	\$488,034	\$118,027	31.90%

Fringe Benefits

5201001	00 Employer GTL Medical Vision	\$61,141	\$98,525	\$112,923	\$14,398	14.61%
5209000	55 Surs .5% Employer Contribution	\$1,185	\$1,851	\$1,548	(\$303)	-16.37%
Sum of Fringe Benefits		\$62,326	\$100,376	\$114,471	\$14,095	14.04%

Maintenance, Memberships, and Printing & Postage Supplies

5401001	00 Office Supplies	\$3,318	\$3,000	\$3,000	\$0	0.00%
5401009	05 Supplies MCC Store	\$0	\$150	\$150	\$0	0.00%
5402000	00 Printing	\$65	\$200	\$200	\$0	0.00%
5404001	00 Audio/Visual Materials	\$338	\$600	\$0	(\$600)	-100.00%

Thru: 6/30/2023

<i>Object</i>	<i>Object Name</i>	<i>FY23 YTD</i>	<i>FY23 Budget</i>	<i>FY24 Budget</i>	<i>\$ Change</i>	<i>% Change</i>
5405000	05 Books	\$10,135	\$12,000	\$5,000	(\$7,000)	-58.33%
5406000	00 Publications & Dues	\$100,835	\$120,000	\$120,000	\$0	0.00%
5406000	05 Continuations	\$1,469	\$5,000	\$0	(\$5,000)	-100.00%
5406000	10 Periodicals	\$2,264	\$7,000	\$7,000	\$0	0.00%
Sum of Maintenance, Memberships, and		\$118,423	\$147,950	\$135,350	(\$12,600)	-8.52%
Travel, Meeting, Professional Development, and Recruitment						
5501000	05 Meeting Expense In-District	\$0	\$200	\$200	\$0	0.00%
5509000	15 Other Conf & Mtg Exp	\$40	\$300	\$300	\$0	0.00%
Sum of Travel, Meeting, Professional D		\$40	\$500	\$500	\$0	0.00%
Net Total for Library		\$493,436	\$618,833	\$738,355	\$119,522	19.31%

Dept: 01-2010-202015 **Department Name:** Art Gallery

Salaries

5102001	00 FT Prof/Tech Staff	\$48,447	\$47,848	\$49,236	\$1,388	2.90%
Sum of Salaries		\$48,447	\$47,848	\$49,236	\$1,388	2.90%

Fringe Benefits

5201001	00 Employer GTL Medical Vision	\$20,643	\$20,494	\$21,538	\$1,044	5.09%
5209000	55 Surs .5% Employer Contribution	\$241	\$239	\$246	\$7	2.93%
Sum of Fringe Benefits		\$20,884	\$20,733	\$21,784	\$1,051	5.07%

Outsourced & Contractual Services

5308000	00 Instructional Services	\$1,036	\$540	\$1,000	\$460	85.19%
Sum of Outsourced & Contractual Servi		\$1,036	\$540	\$1,000	\$460	85.19%

Maintenance, Memberships, and Printing & Postage Supplies

5401001	00 Office Supplies	\$1,240	\$700	\$1,000	\$300	42.86%
5401009	05 Supplies MCC Store	\$0	\$144	\$144	\$0	0.00%
5402000	00 Printing	\$7	\$45	\$45	\$0	0.00%
5404003	00 Postage	\$0	\$90	\$90	\$0	0.00%
5406000	00 Publications & Dues	\$0	\$90	\$90	\$0	0.00%
Sum of Maintenance, Memberships, and		\$1,246	\$1,069	\$1,369	\$300	28.06%

Travel, Meeting, Professional Development, and Recruitment

5501000	05 Meeting Expense In-District	\$376	\$147	\$147	\$0	0.00%
5502000	05 In District Travel	\$6	\$0	\$0	\$0	#Num!
5502000	10 Out of District Travel	\$415	\$0	\$200	\$200	#Div/0!
5509000	15 Other Conf & Mtg Exp			\$500		
Sum of Travel, Meeting, Professional D		\$797	\$147	\$847	\$700	476.19%

Net Total for Art Gallery \$72,410 \$70,337 \$74,236 \$3,899 5.54%

Thru: 6/30/2023

<i>Object</i>	<i>Object Name</i>	<i>FY23 YTD</i>	<i>FY23 Budget</i>	<i>FY24 Budget</i>	<i>\$ Change</i>	<i>% Change</i>
---------------	--------------------	-----------------	--------------------	--------------------	------------------	-----------------

Dept: 01-2020-201025 Department Name: Learning Support Services

Salaries

5102001	00 FT Prof/Tech Staff	\$189,037	\$207,587	\$212,245	\$4,658	2.24%
5102002	00 PT Prof/Technical Staff	\$213,837	\$190,135	\$0	(\$190,135)	-100.00%
5103002	05 PT Instructional Other	\$0	\$1,000	\$220,135	\$219,135	21913.50%
Sum of Salaries		\$402,875	\$398,722	\$432,380	\$33,658	8.44%

Fringe Benefits

5201001	00 Employer GTL Medical Vision	\$21,473	\$21,814	\$22,917	\$1,103	5.06%
5209000	55 Surs .5% Employer Contribution	\$865	\$1,043	\$895	(\$148)	-14.19%
Sum of Fringe Benefits		\$22,338	\$22,857	\$23,812	\$955	4.18%

Outsourced & Contractual Services

5309000	20 Other Contractual Services	\$0	\$12,145	\$6,500	(\$5,645)	-46.48%
Sum of Outsourced & Contractual Servi		\$0	\$12,145	\$6,500	(\$5,645)	-46.48%

Maintenance, Memberships, and Printing & Postage Supplies

5401001	00 Office Supplies	\$296	\$2,339	\$2,500	\$161	6.88%
5401009	05 Supplies MCC Store	\$278	\$345	\$500	\$155	44.93%
5402000	00 Printing	\$208	\$495	\$600	\$105	21.21%
5406000	00 Publications & Dues	\$1,616	\$900	\$1,000	\$100	11.11%
5408000	05 Food Purchases	\$1,786	\$0	\$1,000	\$1,000	#Div/0!
5409000	00 Other Materials & Supplies	\$0	\$0	\$4,000	\$4,000	#Div/0!
Sum of Maintenance, Memberships, and		\$4,184	\$4,079	\$9,600	\$5,521	135.35%

Travel, Meeting, Professional Development, and Recruitment

5501000	05 Meeting Expense In-District	\$0	\$552	\$1,000	\$448	81.16%
5502000	10 Out of District Travel	\$755	\$808	\$2,000	\$1,192	147.52%
5509000	15 Other Conf & Mtg Exp	\$1,015	\$1,042	\$1,200	\$158	15.16%
Sum of Travel, Meeting, Professional D		\$1,770	\$2,402	\$4,200	\$1,798	74.85%

Net Total for Learning Support Service \$431,166 \$440,205 \$476,492 \$36,287 8.24%

Dept: 01-2030-201048 Department Name: Teaching and Learning

Salaries

5101001	00 FT Administrative Staff	\$105,488	\$105,488	\$108,548	\$3,060	2.90%
5102001	00 FT Prof/Tech Staff	\$74,866	\$74,866	\$77,037	\$2,171	2.90%
5103001	10 FT Stipends Fall Spring Summer	\$2,450	\$0	\$2,000	\$2,000	#Div/0!
5103002	15 PT Stipends Fall Sprg Sum	\$22,365	\$15,000	\$15,450	\$450	3.00%
Sum of Salaries		\$205,169	\$195,354	\$203,035	\$7,681	3.93%

Fringe Benefits

Thru: 6/30/2023

<i>Object</i>	<i>Object Name</i>	<i>FY23 YTD</i>	<i>FY23 Budget</i>	<i>FY24 Budget</i>	<i>\$ Change</i>	<i>% Change</i>
5201001	00 Employer GTL Medical Vision	\$42,022	\$44,737	\$47,028	\$2,291	5.12%
5209000	55 Surs .5% Employer Contribution	\$913	\$976	\$1,005	\$29	2.97%
Sum of Fringe Benefits		\$42,936	\$45,713	\$48,033	\$2,320	5.08%
Maintenance, Memberships, and Printing & Postage Supplies						
5401001	00 Office Supplies	(\$51)	\$400	\$400	\$0	0.00%
5401002	00 Instructional Supplies	\$3,048	\$2,000	\$2,000	\$0	0.00%
5401009	05 Supplies MCC Store	\$355	\$0	\$200	\$200	#Div/0!
5402000	00 Printing	\$48	\$90	\$90	\$0	0.00%
5404001	05 Telecourse Fees	\$14,423	\$10,000	\$10,000	\$0	0.00%
5404002	00 Computer Software	\$28,084	\$10,000	\$10,000	\$0	0.00%
5406000	00 Publications & Dues	\$700	\$1,500	\$1,500	\$0	0.00%
5408000	05 Food Purchases	\$13,415	\$5,000	\$15,000	\$10,000	200.00%
5409000	00 Other Materials & Supplies	\$30	\$0	\$0	\$0	#Num!
Sum of Maintenance, Memberships, and		\$60,051	\$28,990	\$39,190	\$10,200	35.18%
Travel, Meeting, Professional Development, and Recruitment						
5502000	10 Out of District Travel	\$0	\$2,000	\$2,000	\$0	0.00%
5509000	15 Other Conf & Mtg Exp	\$47	\$808	\$808	\$0	0.00%
Sum of Travel, Meeting, Professional D		\$47	\$2,808	\$2,808	\$0	0.00%
Capital Outlay						
5809000	00 Other Capital Outlay	\$0	\$29,664	\$0	(\$29,664)	-100.00%
Sum of Capital Outlay		\$0	\$29,664	\$0	(\$29,664)	-100.00%
Net Total for Teaching and Learning		\$308,203	\$302,529	\$293,066	(\$9,463)	-3.13%

Dept: 01-2080-201010 **Department Name: Academic Affairs & Wkforce Dev**

Salaries

5101001	00 FT Administrative Staff	\$165,000	\$165,000	\$169,785	\$4,785	2.90%
5102001	00 FT Prof/Tech Staff	\$39,052	\$56,160	\$57,624	\$1,464	2.61%
5103001	10 FT Stipends Fall Spring Summer	\$50,358	\$0	\$30,000	\$30,000	#Div/0!
5103002	05 PT Instructional Other	\$0	\$1,000	\$1,030	\$30	3.00%
5103002	15 PT Stipends Fall Sprg Sum	\$4,158	\$15,000	\$15,450	\$450	3.00%
5103004	20 Non-Instructional Overload	\$44,366	\$100,000	\$46,594	(\$53,406)	-53.41%
Sum of Salaries		\$302,935	\$337,160	\$320,483	(\$16,677)	-4.95%

Fringe Benefits

5201001	00 Employer GTL Medical Vision	\$47,414	\$57,472	\$66,143	\$8,671	15.09%
5209000	55 Surs .5% Employer Contribution	\$1,467	\$861	\$1,219	\$358	41.54%
Sum of Fringe Benefits		\$48,881	\$58,333	\$67,362	\$9,029	15.48%

Outsourced & Contractual Services

Thru: 6/30/2023

<i>Object</i>	<i>Object Name</i>	<i>FY23 YTD</i>	<i>FY23 Budget</i>	<i>FY24 Budget</i>	<i>\$ Change</i>	<i>% Change</i>
5302000	00 Consultants	\$2,262	\$10,000	\$10,000	\$0	0.00%
5309000	20 Other Contractual Services	\$7,961	\$37,500	\$37,500	\$0	0.00%
Sum of Outsourced & Contractual Servi		\$10,222	\$47,500	\$47,500	\$0	0.00%
Maintenance, Memberships, and Printing & Postage Supplies						
5401001	00 Office Supplies	\$10,436	\$35,000	\$35,000	\$0	0.00%
5401002	00 Instructional Supplies	\$3,844	\$45,000	\$45,000	\$0	0.00%
5401009	00 IT Technology Supplies	\$3,215	\$0	\$0	\$0	#Num!
5401009	05 Supplies MCC Store	\$282	\$2,500	\$2,500	\$0	0.00%
5402000	00 Printing	\$63	\$400	\$400	\$0	0.00%
5404002	00 Computer Software	\$14,202	\$2,500	\$2,500	\$0	0.00%
5406000	00 Publications & Dues	\$4,119	\$0	\$5,000	\$5,000	#Div/0!
5408000	05 Food Purchases	\$2,092	\$0	\$0	\$0	#Num!
5409000	00 Other Materials & Supplies	\$857	\$0	\$0	\$0	#Num!
Sum of Maintenance, Memberships, and		\$39,110	\$85,400	\$90,400	\$5,000	5.85%
Travel, Meeting, Professional Development, and Recruitment						
5501000	05 Meeting Expense In-District	\$1,317	\$2,000	\$2,000	\$0	0.00%
5502000	05 In District Travel	\$0	\$135	\$200	\$65	48.15%
5502000	10 Out of District Travel	\$3,742	\$3,000	\$3,000	\$0	0.00%
5509000	01 Professional Development	\$6,315	\$0	\$38,000	\$38,000	#Div/0!
5509000	15 Other Conf & Mtg Exp	\$5,084	\$3,500	\$3,500	\$0	0.00%
Sum of Travel, Meeting, Professional D		\$16,459	\$8,635	\$46,700	\$38,065	440.82%
Capital Outlay						
5806000	00 Equipment - Instructional	\$0	\$175,000	\$175,000	\$0	0.00%
5809000	00 Other Capital Outlay	\$38,290	\$0	\$0	\$0	#Num!
Sum of Capital Outlay		\$38,290	\$175,000	\$175,000	\$0	0.00%
Scholarships, Student Activities, and Waivers						
5909000	10 Tuition Refunds	\$0	\$2,000	\$2,000	\$0	0.00%
Sum of Scholarships, Student Activities,		\$0	\$2,000	\$2,000	\$0	0.00%
Net Total for Academic Affairs & Wkfo		\$455,896	\$714,028	\$749,445	\$35,417	4.96%
Dept: 01-2080-201012 Department Name: AVP of Academic Affairs						
Salaries						
5101001	00 FT Administrative Staff	\$15,400	\$133,470	\$0	(\$133,470)	-100.00%
5102001	00 FT Prof/Tech Staff	\$6,110	\$52,952	\$0	(\$52,952)	-100.00%
Sum of Salaries		\$21,511	\$186,422	\$0	(\$186,422)	-100.00%
Fringe Benefits						
5201001	00 Employer GTL Medical Vision	\$5,336	\$45,994	\$0	(\$45,994)	-100.00%

Thru: 6/30/2023

<i>Object</i>	<i>Object Name</i>	<i>FY23 YTD</i>	<i>FY23 Budget</i>	<i>FY24 Budget</i>	<i>\$ Change</i>	<i>% Change</i>
5209000	55 Surs .5% Employer Contribution	\$108	\$932	\$0	(\$932)	-100.00%
Sum of Fringe Benefits		\$5,443	\$46,926	\$0	(\$46,926)	-100.00%
Net Total for AVP of Academic Affairs		\$26,954	\$233,348	\$0	(\$233,348)	-100.00%

Dept: 01-2080-201015 **Department Name: VP Student Affairs**

Salaries

5101001	00 FT Administrative Staff	\$294,995	\$294,995	\$303,549	\$8,554	2.90%
5102001	00 FT Prof/Tech Staff	\$204,274	\$155,400	\$213,418	\$58,018	37.33%
5108000	15 Student Employees - WSI	\$260,199	\$150,000	\$195,000	\$45,000	30.00%
Sum of Salaries		\$759,468	\$600,395	\$711,967	\$111,572	18.58%

Fringe Benefits

5201001	00 Employer GTL Medical Vision	\$82,593	\$80,130	\$89,015	\$8,885	11.09%
5209000	55 Surs .5% Employer Contribution	\$2,481	\$2,252	\$2,586	\$334	14.83%
Sum of Fringe Benefits		\$85,074	\$82,382	\$91,601	\$9,219	11.19%

Outsourced & Contractual Services

5309000	20 Other Contractual Services	\$12,529	\$88,500	\$82,500	(\$6,000)	-6.78%
Sum of Outsourced & Contractual Servi		\$12,529	\$88,500	\$82,500	(\$6,000)	-6.78%

Maintenance, Memberships, and Printing & Postage Supplies

5401001	00 Office Supplies	\$6,273	\$1,170	\$1,170	\$0	0.00%
5401009	05 Supplies MCC Store	\$4,917	\$1,523	\$1,523	\$0	0.00%
5402000	00 Printing	\$1,223	\$9,684	\$9,684	\$0	0.00%
5406000	00 Publications & Dues	\$1,405	\$1,649	\$1,649	\$0	0.00%
5408000	05 Food Purchases	\$13,690	\$900	\$6,000	\$5,100	566.67%
5409000	00 Other Materials & Supplies	\$456	\$0	\$1,000	\$1,000	#Div/0!
Sum of Maintenance, Memberships, and		\$27,963	\$14,926	\$21,026	\$6,100	40.87%

Travel, Meeting, Professional Development, and Recruitment

5501000	05 Meeting Expense In-District	\$65	\$224	\$224	\$0	0.00%
5502000	10 Out of District Travel	\$11,458	\$13,464	\$13,464	\$0	0.00%
5509000	15 Other Conf & Mtg Exp	\$1,293	\$1,058	\$1,058	\$0	0.00%
Sum of Travel, Meeting, Professional D		\$12,816	\$14,746	\$14,746	\$0	0.00%

Capital Outlay

5807000	00 Equipment - Service	\$19,075	\$0	\$0	\$0	#Num!
Sum of Capital Outlay		\$19,075	\$0	\$0	\$0	#Num!

Scholarships, Student Activities, and Waivers

5909000	58 Graduation	\$43,773	\$45,000	\$45,000	\$0	0.00%
5909001	00 Rewards and Recognition	\$250	\$0	\$0	\$0	#Num!

Thru: 6/30/2023

<i>Object</i>	<i>Object Name</i>	<i>FY23 YTD</i>	<i>FY23 Budget</i>	<i>FY24 Budget</i>	<i>\$ Change</i>	<i>% Change</i>
	Sum of Scholarships, Student Activities,	\$44,023	\$45,000	\$45,000	\$0	0.00%
	Net Total for VP Student Affairs	\$960,949	\$845,949	\$966,840	\$120,891	14.29%

Dept: 01-2080-201018 Department Name: Social Science-Public Service

Salaries

5101001	00 FT Administrative Staff	\$82,215	\$102,769	\$105,749	\$2,980	2.90%
	Sum of Salaries	\$82,215	\$102,769	\$105,749	\$2,980	2.90%

Fringe Benefits

5201001	00 Employer GTL Medical Vision	\$5,644	\$7,791	\$8,190	\$399	5.12%
5209000	55 Surs .5% Employer Contribution	\$340	\$514	\$529	\$15	2.95%
	Sum of Fringe Benefits	\$5,984	\$8,305	\$8,719	\$414	4.99%

Outsourced & Contractual Services

5302000	00 Consultants	\$0	\$0	\$0	\$0	#Num!
5309000	20 Other Contractual Services	\$25,740	\$0	\$0	\$0	#Num!
	Sum of Outsourced & Contractual Servi	\$25,740	\$0	\$0	\$0	#Num!

Maintenance, Memberships, and Printing & Postage Supplies

5401001	00 Office Supplies	\$10,730	\$2,500	\$2,500	\$0	0.00%
5401009	05 Supplies MCC Store	\$83	\$150	\$150	\$0	0.00%
5402000	00 Printing	\$125	\$150	\$150	\$0	0.00%
5404002	00 Computer Software	\$0	\$1,000	\$1,000	\$0	0.00%
5404004	00 Repair Materials & Supplies	\$3,433	\$0	\$0	\$0	#Num!
5406000	00 Publications & Dues	\$2,764	\$2,000	\$2,000	\$0	0.00%
5409000	00 Other Materials & Supplies	\$24,381	\$0	\$0	\$0	#Num!
	Sum of Maintenance, Memberships, and	\$41,517	\$5,800	\$5,800	\$0	0.00%

Travel, Meeting, Professional Development, and Recruitment

5501000	05 Meeting Expense In-District	\$371	\$202	\$500	\$298	147.52%
5502000	05 In District Travel	\$0	\$449	\$449	\$0	0.00%
5502000	10 Out of District Travel	\$3,233	\$4,937	\$4,500	(\$437)	-8.85%
5509000	15 Other Conf & Mtg Exp	\$3,172	\$808	\$800	(\$8)	-0.99%
	Sum of Travel, Meeting, Professional D	\$6,776	\$6,396	\$6,249	(\$147)	-2.30%

Fixed Charges, Rental, Property Insurance, and Debt Retirement

5601002	00 MCC Conf Ctr Rental	\$0	\$350	\$0	(\$350)	-100.00%
	Sum of Fixed Charges, Rental, Property	\$0	\$350	\$0	(\$350)	-100.00%

Capital Outlay

5806000	00 Equipment - Instructional	\$16,806	\$0	\$0	\$0	#Num!
5809000	00 Other Capital Outlay	\$0	\$120,000	\$0	(\$120,000)	-100.00%

Thru: 6/30/2023

<i>Object</i>	<i>Object Name</i>	<i>FY23 YTD</i>	<i>FY23 Budget</i>	<i>FY24 Budget</i>	<i>\$ Change</i>	<i>% Change</i>
	Sum of Capital Outlay	\$16,806	\$120,000	\$0	(\$120,000)	-100.00%
Net Total for Social Science-Public Ser		\$179,037	\$243,620	\$126,517	(\$117,103)	-48.07%

Dept: 01-3010-000000 Department Name: General

Fringe Benefits

5299900	50 State Allocated SURS	\$1,128,209	\$0	\$0	\$0	#Num!
Sum of Fringe Benefits		\$1,128,209	\$0	\$0	\$0	#Num!
Net Total for General		\$1,128,209	\$0	\$0	\$0	#Num!

Dept: 01-3010-302010 Department Name: Recruitment & Admissions

Salaries

5101001	00 FT Administrative Staff	\$93,447	\$91,522	\$97,099	\$5,577	6.09%
5102001	00 FT Prof/Tech Staff	\$16,659	\$53,063	\$0	(\$53,063)	-100.00%
5106002	00 PT Clerical Staff	\$238,066	\$194,135	\$243,398	\$49,263	25.38%
Sum of Salaries		\$348,173	\$338,720	\$340,497	\$1,777	0.52%

Fringe Benefits

5201001	00 Employer GTL Medical Vision	\$86,969	\$100,518	\$86,442	(\$14,076)	-14.00%
5209000	55 Surs .5% Employer Contribution	\$1,706	\$1,693	\$1,701	\$8	0.47%
Sum of Fringe Benefits		\$88,675	\$102,211	\$88,143	(\$14,068)	-13.76%

Outsourced & Contractual Services

5309000	20 Other Contractual Services	\$4,500	\$2,000	\$2,000	\$0	0.00%
Sum of Outsourced & Contractual Servi		\$4,500	\$2,000	\$2,000	\$0	0.00%

Maintenance, Memberships, and Printing & Postage Supplies

5401001	00 Office Supplies	\$11,286	\$12,500	\$12,500	\$0	0.00%
5401009	05 Supplies MCC Store	\$56	\$450	\$200	(\$250)	-55.56%
5402000	00 Printing	\$9,744	\$5,500	\$4,500	(\$1,000)	-18.18%
5404003	00 Postage	\$0	\$1,000	\$500	(\$500)	-50.00%
5406000	00 Publications & Dues	\$1,445	\$1,250	\$1,500	\$250	20.00%
5408000	05 Food Purchases	\$5,111	\$3,750	\$6,000	\$2,250	60.00%
5409000	00 Other Materials & Supplies	\$88	\$0	\$0	\$0	#Num!
Sum of Maintenance, Memberships, and		\$27,729	\$24,450	\$25,200	\$750	3.07%

Travel, Meeting, Professional Development, and Recruitment

5501000	05 Meeting Expense In-District	\$24	\$2,500	\$1,500	(\$1,000)	-40.00%
5502000	05 In District Travel	\$1,624	\$2,000	\$2,000	\$0	0.00%
5502000	10 Out of District Travel	\$1,110	\$500	\$1,000	\$500	100.00%
5509000	15 Other Conf & Mtg Exp	\$338	\$0	\$250	\$250	#Div/0!

Thru: 6/30/2023

<i>Object</i>	<i>Object Name</i>	<i>FY23 YTD</i>	<i>FY23 Budget</i>	<i>FY24 Budget</i>	<i>\$ Change</i>	<i>% Change</i>
	Sum of Travel, Meeting, Professional D	\$3,097	\$5,000	\$4,750	(\$250)	-5.00%
	Net Total for Recruitment & Admission	\$472,173	\$472,381	\$460,590	(\$11,791)	-2.50%

Dept: 01-3010-302016 **Department Name: Articulation & Transfer**

Maintenance, Memberships, and Printing & Postage Supplies

5401002	35 Supplies - General	\$0	\$200	\$200	\$0	0.00%
5402000	00 Printing	\$436	\$200	\$200	\$0	0.00%
5408000	05 Food Purchases	\$288	\$510	\$510	\$0	0.00%
	Sum of Maintenance, Memberships, and	\$724	\$910	\$910	\$0	0.00%

Travel, Meeting, Professional Development, and Recruitment

5502000	10 Out of District Travel	\$122	\$1,000	\$3,257	\$2,257	225.70%
5509000	15 Other Conf & Mtg Exp	\$50	\$0	\$0	\$0	#Num!
	Sum of Travel, Meeting, Professional D	\$172	\$1,000	\$3,257	\$2,257	225.70%
	Net Total for Articulation & Transfer	\$895	\$1,910	\$4,167	\$2,257	118.17%

Dept: 01-3010-303016 **Department Name: Orientation**

Salaries

5103001	10 FT Stipends Fall Spring Summer	\$5,000	\$12,000	\$24,000	\$12,000	100.00%
5103002	15 PT Stipends Fall Sprg Sum	\$0	\$1,500	\$3,045	\$1,545	103.00%
	Sum of Salaries	\$5,000	\$13,500	\$27,045	\$13,545	100.33%

Fringe Benefits

5201001	00 Employer GTL Medical Vision	\$515	\$0	\$0	\$0	#Num!
5209000	55 Surs .5% Employer Contribution	\$25	\$8	\$76	\$68	850.00%
	Sum of Fringe Benefits	\$540	\$8	\$76	\$68	850.00%

Outsourced & Contractual Services

5309000	20 Other Contractual Services	\$8,032	\$5,500	\$5,500	\$0	0.00%
	Sum of Outsourced & Contractual Servi	\$8,032	\$5,500	\$5,500	\$0	0.00%

Maintenance, Memberships, and Printing & Postage Supplies

5401001	00 Office Supplies	\$13,110	\$10,535	\$10,535	\$0	0.00%
5401009	05 Supplies MCC Store	\$8,096	\$3,150	\$150	(\$3,000)	-95.24%
5402000	00 Printing	\$2,233	\$2,900	\$2,900	\$0	0.00%
5404003	00 Postage	\$0	\$200	\$200	\$0	0.00%
5406000	00 Publications & Dues	\$0	\$360	\$360	\$0	0.00%
5408000	05 Food Purchases	\$3,855	\$5,998	\$5,998	\$0	0.00%
	Sum of Maintenance, Memberships, and	\$27,294	\$23,143	\$20,143	(\$3,000)	-12.96%

Travel, Meeting, Professional Development, and Recruitment

Thru: 6/30/2023

<i>Object</i>	<i>Object Name</i>	<i>FY23 YTD</i>	<i>FY23 Budget</i>	<i>FY24 Budget</i>	<i>\$ Change</i>	<i>% Change</i>
5501000	05 Meeting Expense In-District	\$1,588	\$1,622	\$22	(\$1,600)	-98.64%
5502000	05 In District Travel	\$0	\$22	\$22	\$0	0.00%
5509000	15 Other Conf & Mtg Exp	\$395	\$336	\$336	\$0	0.00%
Sum of Travel, Meeting, Professional D		\$1,983	\$1,980	\$380	(\$1,600)	-80.81%
Net Total for Orientation		\$42,848	\$44,131	\$53,144	\$9,013	20.42%

Dept: 01-3020-302015 Department Name: Registration & Records

Salaries

5101001	00 FT Administrative Staff	\$72,950	\$90,588	\$94,154	\$3,566	3.94%
5102001	00 FT Prof/Tech Staff	\$168,232	\$202,187	\$176,314	(\$25,873)	-12.80%
5102002	00 PT Prof/Technical Staff	\$6,354	\$0	\$25,000	\$25,000	#Div/0!
5106001	00 FT Clerical Staff	\$109,159	\$106,781	\$111,318	\$4,537	4.25%
5106002	00 PT Clerical Staff	\$57,150	\$95,137	\$55,648	(\$39,489)	-41.51%
Sum of Salaries		\$413,846	\$494,693	\$462,434	(\$32,259)	-6.52%

Fringe Benefits

5201001	00 Employer GTL Medical Vision	\$86,754	\$131,281	\$98,343	(\$32,938)	-25.09%
5209000	55 Surs .5% Employer Contribution	\$1,990	\$2,473	\$2,188	(\$285)	-11.52%
Sum of Fringe Benefits		\$88,744	\$133,754	\$100,531	(\$33,223)	-24.84%

Outsourced & Contractual Services

5309000	20 Other Contractual Services	\$33,401	\$36,750	\$37,000	\$250	0.68%
Sum of Outsourced & Contractual Servi		\$33,401	\$36,750	\$37,000	\$250	0.68%

Maintenance, Memberships, and Printing & Postage Supplies

5401001	00 Office Supplies	\$2,489	\$5,183	\$4,933	(\$250)	-4.82%
5401009	05 Supplies MCC Store	\$0	\$315	\$315	\$0	0.00%
5402000	00 Printing	\$47	\$270	\$270	\$0	0.00%
5404002	00 Computer Software	\$548	\$226	\$226	\$0	0.00%
5406000	00 Publications & Dues	\$1,596	\$2,036	\$2,036	\$0	0.00%
Sum of Maintenance, Memberships, and		\$4,680	\$8,030	\$7,780	(\$250)	-3.11%

Travel, Meeting, Professional Development, and Recruitment

5502000	10 Out of District Travel	\$431	\$0	\$0	\$0	#Num!
Sum of Travel, Meeting, Professional D		\$431	\$0	\$0	\$0	#Num!

Net Total for Registration & Records **\$541,102** **\$673,227** **\$607,745** **(\$65,482)** **-9.73%**

Dept: 01-3020-302020 Department Name: Advising

Salaries

5102001	00 FT Prof/Tech Staff	\$450,836	\$431,218	\$614,228	\$183,010	42.44%
5106001	00 FT Clerical Staff	\$6,112	\$39,596	\$0	(\$39,596)	-100.00%

Thru: 6/30/2023

<i>Object</i>	<i>Object Name</i>	<i>FY23 YTD</i>	<i>FY23 Budget</i>	<i>FY24 Budget</i>	<i>\$ Change</i>	<i>% Change</i>
Sum of Salaries		\$456,948	\$470,814	\$614,228	\$143,414	30.46%
Fringe Benefits						
5201001	00 Employer GTL Medical Vision	\$141,153	\$166,846	\$220,567	\$53,721	32.20%
5209000	55 Surs .5% Employer Contribution	\$2,276	\$2,354	\$2,397	\$43	1.83%
Sum of Fringe Benefits		\$143,429	\$169,200	\$222,964	\$53,764	31.78%
Outsourced & Contractual Services						
5309000	20 Other Contractual Services	\$11,108	\$0	\$0	\$0	#Num!
Sum of Outsourced & Contractual Servi		\$11,108	\$0	\$0	\$0	#Num!
Maintenance, Memberships, and Printing & Postage Supplies						
5401001	00 Office Supplies	\$4,174	\$3,000	\$3,000	\$0	0.00%
5401009	00 IT Technology Supplies	\$2,316	\$0	\$0	\$0	#Num!
5401009	05 Supplies MCC Store	\$0	\$400	\$400	\$0	0.00%
5402000	00 Printing	\$429	\$675	\$675	\$0	0.00%
5406000	00 Publications & Dues	\$800	\$450	\$450	\$0	0.00%
5408000	05 Food Purchases	\$1,018	\$300	\$300	\$0	0.00%
Sum of Maintenance, Memberships, and		\$8,736	\$4,825	\$4,825	\$0	0.00%
Travel, Meeting, Professional Development, and Recruitment						
5501000	05 Meeting Expense In-District	\$0	\$81	\$81	\$0	0.00%
5509000	15 Other Conf & Mtg Exp	\$250	\$2,022	\$2,022	\$0	0.00%
Sum of Travel, Meeting, Professional D		\$250	\$2,103	\$2,103	\$0	0.00%
Net Total for Advising		\$620,471	\$646,942	\$844,120	\$197,178	30.48%

Dept: 01-3020-303010 Department Name: Counseling

Salaries

5103002	15 PT Stipends Fall Sprg Sum	\$3,342	\$17,838	\$18,373	\$535	3.00%
Sum of Salaries		\$3,342	\$17,838	\$18,373	\$535	3.00%

Fringe Benefits

5209000	55 Surs .5% Employer Contribution	\$0	\$89	\$92	\$3	3.37%
Sum of Fringe Benefits		\$0	\$89	\$92	\$3	3.37%

Net Total for Counseling \$3,342 \$17,927 \$18,465 \$538 3.00%

Dept: 01-3020-303012 Department Name: Assessment

Salaries

5103001	10 FT Stipends Fall Spring Summer	\$29,500	\$0	\$0	\$0	#Num!
5103002	15 PT Stipends Fall Sprg Sum	\$8,100	\$0	\$0	\$0	#Num!

Thru: 6/30/2023

<i>Object</i>	<i>Object Name</i>	<i>FY23 YTD</i>	<i>FY23 Budget</i>	<i>FY24 Budget</i>	<i>\$ Change</i>	<i>% Change</i>
Sum of Salaries		\$37,600	\$0	\$0	\$0	#Num!
Fringe Benefits						
5201001	00 Employer GTL Medical Vision	\$3,781	\$0	\$0	\$0	#Num!
5209000	55 Surs .5% Employer Contribution	\$148	\$0	\$0	\$0	#Num!
Sum of Fringe Benefits		\$3,929	\$0	\$0	\$0	#Num!
Net Total for Assessment		\$41,529	\$0	\$0	\$0	#Num!

Dept: 01-3020-303018 Department Name: Testing Center

Salaries

5102001	00 FT Prof/Tech Staff	\$112,605	\$112,601	\$115,878	\$3,277	2.91%
5106002	00 PT Clerical Staff	\$57,762	\$59,525	\$61,278	\$1,753	2.94%
Sum of Salaries		\$170,367	\$172,126	\$177,156	\$5,030	2.92%

Fringe Benefits

5201001	00 Employer GTL Medical Vision	\$13,175	\$18,787	\$11,343	(\$7,444)	-39.62%
5209000	55 Surs .5% Employer Contribution	\$565	\$860	\$886	\$26	3.02%
Sum of Fringe Benefits		\$13,740	\$19,647	\$12,229	(\$7,418)	-37.76%

Outsourced & Contractual Services

5304000	10 Contract Maintenance Services	\$1,500	\$270	\$250	(\$20)	-7.41%
5306000	00 Office Services	\$0	\$3,150	\$2,000	(\$1,150)	-36.51%
5309000	20 Other Contractual Services	\$14,122	\$40,000	\$40,000	\$0	0.00%
Sum of Outsourced & Contractual Servi		\$15,622	\$43,420	\$42,250	(\$1,170)	-2.69%

Maintenance, Memberships, and Printing & Postage Supplies

5401001	00 Office Supplies	\$1,074	\$5,500	\$2,500	(\$3,000)	-54.55%
5401002	15 Supplies - Testing	\$0	\$450	\$450	\$0	0.00%
5401009	00 IT Technology Supplies	\$650	\$0	\$0	\$0	#Num!
5401009	05 Supplies MCC Store	\$0	\$150	\$150	\$0	0.00%
5402000	00 Printing	\$233	\$1,250	\$500	(\$750)	-60.00%
5404002	00 Computer Software	\$1,625	\$1,889	\$0	(\$1,889)	-100.00%
5404003	00 Postage	\$0	\$50	\$50	\$0	0.00%
5406000	00 Publications & Dues	\$400	\$300	\$400	\$100	33.33%
Sum of Maintenance, Memberships, and		\$3,982	\$9,589	\$4,050	(\$5,539)	-57.76%

Travel, Meeting, Professional Development, and Recruitment

5501000	05 Meeting Expense In-District	\$106	\$50	\$250	\$200	400.00%
5502000	05 In District Travel	\$0	\$200	\$500	\$300	150.00%
5502000	10 Out of District Travel	\$0	\$200	\$500	\$300	150.00%
5509000	15 Other Conf & Mtg Exp	\$0	\$75	\$250	\$175	233.33%
Sum of Travel, Meeting, Professional D		\$106	\$525	\$1,500	\$975	185.71%

Thru: 6/30/2023

<i>Object</i>	<i>Object Name</i>	<i>FY23 YTD</i>	<i>FY23 Budget</i>	<i>FY24 Budget</i>	<i>\$ Change</i>	<i>% Change</i>
Net Total for Testing Center		\$203,816	\$245,307	\$237,185	(\$8,122)	-3.31%

Dept: 01-3020-303024 Department Name: Career Services

Salaries

5102001	00 FT Prof/Tech Staff	\$59,167	\$102,223	\$60,883	(\$41,340)	-40.44%
5106001	00 FT Clerical Staff	\$43,077	\$0	\$44,326	\$44,326	#Div/0!
Sum of Salaries		\$102,244	\$102,223	\$105,209	\$2,986	2.92%

Fringe Benefits

5201001	00 Employer GTL Medical Vision	\$24,000	\$23,554	\$25,192	\$1,638	6.95%
5209000	55 Surs .5% Employer Contribution	\$511	\$726	\$748	\$22	3.03%
5209000	60 Surs Federal Grant Obligation	\$0	\$0	\$0	\$0	#Num!
Sum of Fringe Benefits		\$24,511	\$24,280	\$25,940	\$1,660	6.84%

Outsourced & Contractual Services

5309000	20 Other Contractual Services	\$13,211	\$20,000	\$21,000	\$1,000	5.00%
Sum of Outsourced & Contractual Servi		\$13,211	\$20,000	\$21,000	\$1,000	5.00%

Maintenance, Memberships, and Printing & Postage Supplies

5401001	00 Office Supplies	\$3,216	\$150	\$150	\$0	0.00%
5401009	05 Supplies MCC Store	\$8	\$45	\$45	\$0	0.00%
5402000	00 Printing	\$744	\$200	\$375	\$175	87.50%
5406000	00 Publications & Dues	\$175	\$0	\$175	\$175	#Div/0!
Sum of Maintenance, Memberships, and		\$4,144	\$395	\$745	\$350	88.61%

Travel, Meeting, Professional Development, and Recruitment

5502000	05 In District Travel	\$0	\$200	\$200	\$0	0.00%
5502000	10 Out of District Travel	\$17	\$0	\$0	\$0	#Num!
5509000	15 Other Conf & Mtg Exp	\$20	\$0	\$0	\$0	#Num!
5509000	25 Job/College Fair	\$3,428	\$3,000	\$6,000	\$3,000	100.00%
Sum of Travel, Meeting, Professional D		\$3,464	\$3,200	\$6,200	\$3,000	93.75%

Scholarships, Student Activities, and Waivers

5909000	10 Tuition Refunds	\$257	\$0	\$0	\$0	#Num!
Sum of Scholarships, Student Activities,		\$257	\$0	\$0	\$0	#Num!

Net Total for Career Services		\$147,831	\$150,098	\$159,094	\$8,996	5.99%
--------------------------------------	--	------------------	------------------	------------------	----------------	--------------

Dept: 01-3020-303026 Department Name: Workforce Services

Salaries

5106002	00 PT Clerical Staff	\$33,954	\$35,162	\$36,186	\$1,024	2.91%
Sum of Salaries		\$33,954	\$35,162	\$36,186	\$1,024	2.91%

Thru: 6/30/2023

<i>Object</i>	<i>Object Name</i>	<i>FY23 YTD</i>	<i>FY23 Budget</i>	<i>FY24 Budget</i>	<i>\$ Change</i>	<i>% Change</i>
Fringe Benefits						
5209000	55 Surs .5% Employer Contribution	\$0	\$176	\$181	\$5	2.84%
Sum of Fringe Benefits		\$0	\$176	\$181	\$5	2.84%
Net Total for Workforce Services		\$33,954	\$35,338	\$36,367	\$1,029	2.91%
Dept: 01-3020-303034 Department Name: Access & Disability Services						
Salaries						
5101001	00 FT Administrative Staff	\$149,888	\$127,285	\$183,253	\$55,968	43.97%
5102001	00 FT Prof/Tech Staff	\$59,537	\$94,479	\$61,213	(\$33,266)	-35.21%
5102002	00 PT Prof/Technical Staff	\$84,037	\$102,832	\$179,767	\$76,935	74.82%
Sum of Salaries		\$293,463	\$324,596	\$424,233	\$99,637	30.70%
Fringe Benefits						
5201001	00 Employer GTL Medical Vision	\$52,183	\$62,582	\$55,508	(\$7,074)	-11.30%
5209000	55 Surs .5% Employer Contribution	\$1,036	\$1,585	\$2,121	\$536	33.82%
Sum of Fringe Benefits		\$53,219	\$64,167	\$57,629	(\$6,538)	-10.19%
Outsourced & Contractual Services						
5309000	20 Other Contractual Services	\$2,523	\$36,500	\$6,500	(\$30,000)	-82.19%
Sum of Outsourced & Contractual Servi		\$2,523	\$36,500	\$6,500	(\$30,000)	-82.19%
Maintenance, Memberships, and Printing & Postage Supplies						
5401001	00 Office Supplies	\$253	\$500	\$500	\$0	0.00%
5401009	00 IT Technology Supplies	\$9,012	\$0	\$0	\$0	#Num!
5401009	05 Supplies MCC Store	\$10	\$463	\$263	(\$200)	-43.20%
5402000	00 Printing	\$65	\$300	\$300	\$0	0.00%
5406000	00 Publications & Dues	\$1,802	\$1,361	\$1,439	\$78	5.73%
5409000	00 Other Materials & Supplies	\$807	\$5,715	\$5,022	(\$693)	-12.13%
Sum of Maintenance, Memberships, and		\$11,949	\$8,339	\$7,524	(\$815)	-9.77%
Travel, Meeting, Professional Development, and Recruitment						
5501000	05 Meeting Expense In-District	\$146	\$600	\$600	\$0	0.00%
5502000	05 In District Travel	\$41	\$0	\$15	\$15	#Div/0!
5502000	10 Out of District Travel	\$512	\$750	\$1,250	\$500	66.67%
5509000	15 Other Conf & Mtg Exp	\$1,442	\$1,200	\$1,500	\$300	25.00%
Sum of Travel, Meeting, Professional D		\$2,141	\$2,550	\$3,365	\$815	31.96%
Fixed Charges, Rental, Property Insurance, and Debt Retirement						
5601002	00 MCC Conf Ctr Rental	\$0	\$50	\$50	\$0	0.00%
Sum of Fixed Charges, Rental, Property		\$0	\$50	\$50	\$0	0.00%
Net Total for Access & Disability Servi		\$363,296	\$436,202	\$499,301	\$63,099	14.47%

Thru: 6/30/2023

<i>Object</i>	<i>Object Name</i>	<i>FY23 YTD</i>	<i>FY23 Budget</i>	<i>FY24 Budget</i>	<i>\$ Change</i>	<i>% Change</i>
---------------	--------------------	-----------------	--------------------	--------------------	------------------	-----------------

Dept: 01-3020-303036 Department Name: Deaf Services

Outsourced & Contractual Services

5309000	20 Other Contractual Services	\$136,831	\$65,000	\$151,000	\$86,000	132.31%
Sum of Outsourced & Contractual Servi		\$136,831	\$65,000	\$151,000	\$86,000	132.31%
Net Total for Deaf Services		\$136,831	\$65,000	\$151,000	\$86,000	132.31%

Dept: 01-3020-303060 Department Name: Success Coach

Salaries

5102001	00 FT Prof/Tech Staff	\$118,096	\$150,265	\$213,263	\$62,998	41.92%
Sum of Salaries		\$118,096	\$150,265	\$213,263	\$62,998	41.92%

Fringe Benefits

5201001	00 Employer GTL Medical Vision	\$37,183	\$39,538	\$78,997	\$39,459	99.80%
5209000	55 Surs .5% Employer Contribution	\$599	\$751	\$817	\$66	8.79%
Sum of Fringe Benefits		\$37,782	\$40,289	\$79,814	\$39,525	98.10%

Outsourced & Contractual Services

5304000	05 Contractual Services	\$0	\$2,000	\$2,000	\$0	0.00%
Sum of Outsourced & Contractual Servi		\$0	\$2,000	\$2,000	\$0	0.00%

Maintenance, Memberships, and Printing & Postage Supplies

5401001	00 Office Supplies	\$1,304	\$1,000	\$1,000	\$0	0.00%
5401009	05 Supplies MCC Store	\$76	\$500	\$500	\$0	0.00%
5402000	00 Printing	\$254	\$500	\$500	\$0	0.00%
5406000	00 Publications & Dues	\$200	\$150	\$150	\$0	0.00%
5408000	05 Food Purchases	\$3,649	\$4,000	\$4,000	\$0	0.00%
5409000	00 Other Materials & Supplies	\$583	\$3,200	\$3,200	\$0	0.00%
Sum of Maintenance, Memberships, and		\$6,067	\$9,350	\$9,350	\$0	0.00%

Travel, Meeting, Professional Development, and Recruitment

5501000	05 Meeting Expense In-District	\$0	\$50	\$50	\$0	0.00%
5502000	10 Out of District Travel	\$60	\$0	\$0	\$0	#Num!
5509000	15 Other Conf & Mtg Exp	\$0	\$250	\$250	\$0	0.00%
Sum of Travel, Meeting, Professional D		\$60	\$300	\$300	\$0	0.00%

Net Total for Success Coach \$162,005 \$202,204 \$304,727 \$102,523 50.70%

Dept: 01-3020-303070 Department Name: Crisis Intervention & Prevention

Salaries

5102001	00 FT Prof/Tech Staff	\$92,687	\$92,687	\$95,375	\$2,688	2.90%
---------	-----------------------	----------	----------	----------	---------	-------

Thru: 6/30/2023

<i>Object</i>	<i>Object Name</i>	<i>FY23 YTD</i>	<i>FY23 Budget</i>	<i>FY24 Budget</i>	<i>\$ Change</i>	<i>% Change</i>
Sum of Salaries		\$92,687	\$92,687	\$95,375	\$2,688	2.90%
Fringe Benefits						
5201001	00 Employer GTL Medical Vision	\$24,888	\$48,884	\$25,696	(\$23,188)	-47.43%
5209000	55 Surs .5% Employer Contribution	\$463	\$463	\$477	\$14	3.02%
Sum of Fringe Benefits		\$25,351	\$49,347	\$26,173	(\$23,174)	-46.96%
Outsourced & Contractual Services						
5309000	20 Other Contractual Services	\$290	\$2,560	\$2,560	\$0	0.00%
Sum of Outsourced & Contractual Servi		\$290	\$2,560	\$2,560	\$0	0.00%
Maintenance, Memberships, and Printing & Postage Supplies						
5401001	00 Office Supplies	\$190	\$100	\$100	\$0	0.00%
5401009	05 Supplies MCC Store	\$0	\$100	\$200	\$100	100.00%
5402000	00 Printing	\$120	\$270	\$270	\$0	0.00%
5406000	00 Publications & Dues	\$599	\$800	\$200	(\$600)	-75.00%
5408000	05 Food Purchases	\$332	\$1,500	\$1,500	\$0	0.00%
Sum of Maintenance, Memberships, and		\$1,241	\$2,770	\$2,270	(\$500)	-18.05%
Travel, Meeting, Professional Development, and Recruitment						
5501000	05 Meeting Expense In-District	\$0	\$81	\$681	\$600	740.74%
5502000	05 In District Travel	\$0	\$68	\$68	\$0	0.00%
5509000	15 Other Conf & Mtg Exp	\$465	\$0	\$0	\$0	#Num!
Sum of Travel, Meeting, Professional D		\$465	\$149	\$749	\$600	402.68%
Net Total for Crisis Intervention & Pre		\$120,033	\$147,513	\$127,127	(\$20,386)	-13.82%

Dept: 01-3040-302025 **Department Name: Financial Aid**

Salaries

5101001	00 FT Administrative Staff	\$87,164	\$87,164	\$89,692	\$2,528	2.90%
5102001	00 FT Prof/Tech Staff	\$244,045	\$265,895	\$256,733	(\$9,162)	-3.45%
5106001	00 FT Clerical Staff	\$43,547	\$0	\$48,393	\$48,393	#Div/0!
5106002	00 PT Clerical Staff	\$2,623	\$41,092	\$0	(\$41,092)	-100.00%
Sum of Salaries		\$377,378	\$394,151	\$394,818	\$667	0.17%

Fringe Benefits

5201001	00 Employer GTL Medical Vision	\$113,683	\$167,751	\$138,834	(\$28,917)	-17.24%
5209000	55 Surs .5% Employer Contribution	\$1,866	\$1,970	\$1,724	(\$246)	-12.49%
Sum of Fringe Benefits		\$115,549	\$169,721	\$140,558	(\$29,163)	-17.18%

Outsourced & Contractual Services

5309000	20 Other Contractual Services	\$10,120	\$13,200	\$13,200	\$0	0.00%
Sum of Outsourced & Contractual Servi		\$10,120	\$13,200	\$13,200	\$0	0.00%

Thru: 6/30/2023

<i>Object</i>	<i>Object Name</i>	<i>FY23 YTD</i>	<i>FY23 Budget</i>	<i>FY24 Budget</i>	<i>\$ Change</i>	<i>% Change</i>
Maintenance, Memberships, and Printing & Postage Supplies						
5401001	00 Office Supplies	\$441	\$1,000	\$1,000	\$0	0.00%
5401009	05 Supplies MCC Store	\$1,000	\$1,200	\$1,200	\$0	0.00%
5402000	00 Printing	\$169	\$500	\$500	\$0	0.00%
5404003	00 Postage	\$85	\$100	\$200	\$100	100.00%
5406000	00 Publications & Dues	\$4,246	\$4,800	\$4,800	\$0	0.00%
Sum of Maintenance, Memberships, and		\$5,941	\$7,600	\$7,700	\$100	1.32%
Travel, Meeting, Professional Development, and Recruitment						
5502000	05 In District Travel	\$102	\$50	\$250	\$200	400.00%
5502000	10 Out of District Travel	\$847	\$1,500	\$1,500	\$0	0.00%
5509000	15 Other Conf & Mtg Exp	\$0	\$500	\$500	\$0	0.00%
Sum of Travel, Meeting, Professional D		\$949	\$2,050	\$2,250	\$200	9.76%
Net Total for Financial Aid		\$509,937	\$586,722	\$558,526	(\$28,196)	-4.81%
Dept: 01-3060-303030 Department Name: Phi Theta Kappa						
Salaries						
5103004	20 Non-Instructional Overload	\$7,743	\$5,000	\$7,240	\$2,240	44.80%
Sum of Salaries		\$7,743	\$5,000	\$7,240	\$2,240	44.80%
Fringe Benefits						
5201001	00 Employer GTL Medical Vision	\$1,214	\$0	\$0	\$0	#Num!
5209000	55 Surs .5% Employer Contribution	\$39	\$25	\$0	(\$25)	-100.00%
Sum of Fringe Benefits		\$1,253	\$25	\$0	(\$25)	-100.00%
Maintenance, Memberships, and Printing & Postage Supplies						
5401001	00 Office Supplies	\$393	\$150	\$150	\$0	0.00%
5401009	05 Supplies MCC Store	\$40	\$100	\$100	\$0	0.00%
5402000	00 Printing	\$5	\$100	\$100	\$0	0.00%
Sum of Maintenance, Memberships, and		\$438	\$350	\$350	\$0	0.00%
Travel, Meeting, Professional Development, and Recruitment						
5502000	10 Out of District Travel	\$6,517	\$8,000	\$8,000	\$0	0.00%
5509000	15 Other Conf & Mtg Exp	\$3,440	\$2,500	\$2,500	\$0	0.00%
Sum of Travel, Meeting, Professional D		\$9,957	\$10,500	\$10,500	\$0	0.00%
Scholarships, Student Activities, and Waivers						
5909000	12 Phi Theta Kappa	\$0	\$500	\$500	\$0	0.00%
Sum of Scholarships, Student Activities,		\$0	\$500	\$500	\$0	0.00%
Net Total for Phi Theta Kappa		\$19,391	\$16,375	\$18,590	\$2,215	13.53%

Thru: 6/30/2023

<i>Object</i>	<i>Object Name</i>	<i>FY23 YTD</i>	<i>FY23 Budget</i>	<i>FY24 Budget</i>	<i>\$ Change</i>	<i>% Change</i>
---------------	--------------------	-----------------	--------------------	--------------------	------------------	-----------------

Dept: 01-3060-303038 **Department Name: Multicultural Affairs**

Salaries

5102001	00 FT Prof/Tech Staff	\$52,479	\$52,479	\$54,001	\$1,522	2.90%
Sum of Salaries		\$52,479	\$52,479	\$54,001	\$1,522	2.90%

Fringe Benefits

5201001	00 Employer GTL Medical Vision	\$2,809	\$90	\$90	\$0	0.00%
5209000	55 Surs .5% Employer Contribution	\$262	\$262	\$270	\$8	3.05%
Sum of Fringe Benefits		\$3,071	\$352	\$360	\$8	2.27%

Outsourced & Contractual Services

5309000	20 Other Contractual Services	\$7,503	\$13,000	\$13,000	\$0	0.00%
Sum of Outsourced & Contractual Servi		\$7,503	\$13,000	\$13,000	\$0	0.00%

Maintenance, Memberships, and Printing & Postage Supplies

5401001	00 Office Supplies	\$3,443	\$2,800	\$2,800	\$0	0.00%
5401009	05 Supplies MCC Store	\$45	\$500	\$500	\$0	0.00%
5402000	00 Printing	\$795	\$1,000	\$1,000	\$0	0.00%
5406000	00 Publications & Dues	\$250	\$1,000	\$1,000	\$0	0.00%
5408000	05 Food Purchases	\$4,677	\$9,500	\$11,500	\$2,000	21.05%
5409000	00 Other Materials & Supplies	\$299	\$0	\$0	\$0	#Num!
Sum of Maintenance, Memberships, and		\$9,508	\$14,800	\$16,800	\$2,000	13.51%

Travel, Meeting, Professional Development, and Recruitment

5501000	05 Meeting Expense In-District	\$180	\$90	\$90	\$0	0.00%
5502000	05 In District Travel	\$0	\$108	\$108	\$0	0.00%
5502000	10 Out of District Travel	\$2,147	\$0	\$0	\$0	#Num!
5509000	15 Other Conf & Mtg Exp	\$2,252	\$0	\$0	\$0	#Num!
Sum of Travel, Meeting, Professional D		\$4,579	\$198	\$198	\$0	0.00%

Net Total for Multicultural Affairs **\$77,140** **\$80,829** **\$84,359** **\$3,530** **4.37%**

Dept: 01-3060-303039 **Department Name: Student Veteran Resource Center**

Outsourced & Contractual Services

5309000	20 Other Contractual Services	\$0	\$0	\$0	\$0	#Num!
Sum of Outsourced & Contractual Servi		\$0	\$0	\$0	\$0	#Num!

Maintenance, Memberships, and Printing & Postage Supplies

5401001	00 Office Supplies	\$284	\$300	\$300	\$0	0.00%
5402000	00 Printing	\$0	\$50	\$50	\$0	0.00%
5406000	00 Publications & Dues	\$120	\$0	\$0	\$0	#Num!
5408000	05 Food Purchases	\$194	\$650	\$650	\$0	0.00%

Thru: 6/30/2023

<i>Object</i>	<i>Object Name</i>	<i>FY23 YTD</i>	<i>FY23 Budget</i>	<i>FY24 Budget</i>	<i>\$ Change</i>	<i>% Change</i>
Sum of Maintenance, Memberships, and		\$597	\$1,000	\$1,000	\$0	0.00%
Travel, Meeting, Professional Development, and Recruitment						
5502000	05 In District Travel	\$0	\$45	\$45	\$0	0.00%
Sum of Travel, Meeting, Professional D		\$0	\$45	\$45	\$0	0.00%
Net Total for Student Veteran Resource		\$597	\$1,045	\$1,045	\$0	0.00%

Dept: 01-3060-303040 **Department Name: Literary Magazine**

Salaries

5103001	10 FT Stipends Fall Spring Summer	\$2,700	\$0	\$0	\$0	#Num!
Sum of Salaries		\$2,700	\$0	\$0	\$0	#Num!

Fringe Benefits

5201001	00 Employer GTL Medical Vision	\$371	\$0	\$0	\$0	#Num!
5209000	55 Surs .5% Employer Contribution	\$14	\$0	\$0	\$0	#Num!
Sum of Fringe Benefits		\$385	\$0	\$0	\$0	#Num!

Outsourced & Contractual Services

5309000	20 Other Contractual Services	\$3,000	\$900	\$900	\$0	0.00%
Sum of Outsourced & Contractual Servi		\$3,000	\$900	\$900	\$0	0.00%

Maintenance, Memberships, and Printing & Postage Supplies

5402000	00 Printing	\$3,577	\$5,398	\$5,398	\$0	0.00%
Sum of Maintenance, Memberships, and		\$3,577	\$5,398	\$5,398	\$0	0.00%
Net Total for Literary Magazine		\$9,662	\$6,298	\$6,298	\$0	0.00%

Dept: 01-3060-303042 **Department Name: Student Life & Campus Activity**

Salaries

5102001	00 FT Prof/Tech Staff	\$55,363	\$55,000	\$56,595	\$1,595	2.90%
Sum of Salaries		\$55,363	\$55,000	\$56,595	\$1,595	2.90%

Fringe Benefits

5201001	00 Employer GTL Medical Vision	\$21,773	\$28,736	\$22,922	(\$5,814)	-20.23%
5209000	55 Surs .5% Employer Contribution	\$277	\$275	\$283	\$8	2.91%
Sum of Fringe Benefits		\$22,050	\$29,011	\$23,205	(\$5,806)	-20.01%

Outsourced & Contractual Services

5309000	20 Other Contractual Services	\$37,378	\$40,000	\$42,000	\$2,000	5.00%
Sum of Outsourced & Contractual Servi		\$37,378	\$40,000	\$42,000	\$2,000	5.00%

Maintenance, Memberships, and Printing & Postage Supplies

Thru: 6/30/2023

<i>Object</i>	<i>Object Name</i>	<i>FY23 YTD</i>	<i>FY23 Budget</i>	<i>FY24 Budget</i>	<i>\$ Change</i>	<i>% Change</i>
5401001	00 Office Supplies	\$12,599	\$13,944	\$13,944	\$0	0.00%
5401009	05 Supplies MCC Store	\$2,111	\$2,849	\$2,849	\$0	0.00%
5402000	00 Printing	\$9,441	\$1,170	\$1,170	\$0	0.00%
5406000	00 Publications & Dues	\$4,828	\$5,098	\$5,098	\$0	0.00%
5408000	05 Food Purchases	\$22,299	\$22,898	\$25,000	\$2,102	9.18%
5409000	00 Other Materials & Supplies	\$481	\$0	\$0	\$0	#Num!
Sum of Maintenance, Memberships, and		\$51,758	\$45,959	\$48,061	\$2,102	4.57%
Travel, Meeting, Professional Development, and Recruitment						
5501000	05 Meeting Expense In-District	\$0	\$2,621	\$2,621	\$0	0.00%
5502000	05 In District Travel	\$0	\$81	\$81	\$0	0.00%
5502000	10 Out of District Travel	\$1,196	\$3,230	\$3,230	\$0	0.00%
5509000	15 Other Conf & Mtg Exp	\$2,004	\$3,634	\$3,634	\$0	0.00%
Sum of Travel, Meeting, Professional D		\$3,200	\$9,566	\$9,566	\$0	0.00%
Net Total for Student Life & Campus A		\$169,749	\$179,536	\$179,427	(\$109)	-0.06%

Dept: 01-3060-303044 Department Name: Student Senate

Outsourced & Contractual Services

5309000	20 Other Contractual Services	\$2,540	\$2,000	\$2,000	\$0	0.00%
Sum of Outsourced & Contractual Servi		\$2,540	\$2,000	\$2,000	\$0	0.00%

Maintenance, Memberships, and Printing & Postage Supplies

5401001	00 Office Supplies	\$0	\$500	\$500	\$0	0.00%
5402000	00 Printing	\$4	\$0	\$400	\$400	#Div/0!
5406000	00 Publications & Dues	\$297	\$300	\$300	\$0	0.00%
5408000	05 Food Purchases	\$2,573	\$1,024	\$1,922	\$898	87.70%
5409000	00 Other Materials & Supplies	\$0	\$0	\$0	\$0	#Num!
Sum of Maintenance, Memberships, and		\$2,874	\$1,824	\$3,122	\$1,298	71.16%

Travel, Meeting, Professional Development, and Recruitment

5501000	05 Meeting Expense In-District	\$0	\$182	\$1,080	\$898	493.41%
5502000	10 Out of District Travel	\$1,605	\$898	\$0	(\$898)	-100.00%
5509000	15 Other Conf & Mtg Exp	\$0	\$898	\$0	(\$898)	-100.00%
Sum of Travel, Meeting, Professional D		\$1,605	\$1,978	\$1,080	(\$898)	-45.40%
Net Total for Student Senate		\$7,018	\$5,802	\$6,202	\$400	6.89%

Dept: 01-3060-303046 Department Name: Student Activity

Maintenance, Memberships, and Printing & Postage Supplies

5401001	00 Office Supplies	\$150	\$800	\$400	(\$400)	-50.00%
Sum of Maintenance, Memberships, and		\$150	\$800	\$400	(\$400)	-50.00%

Thru: 6/30/2023

<i>Object</i>	<i>Object Name</i>	<i>FY23 YTD</i>	<i>FY23 Budget</i>	<i>FY24 Budget</i>	<i>\$ Change</i>	<i>% Change</i>
Net Total for Student Activity		\$150	\$800	\$400	(\$400)	-50.00%

Dept: 01-3080-302040 Department Name: Veterans Affairs

Travel, Meeting, Professional Development, and Recruitment

5509000	15 Other Conf & Mtg Exp	\$450	\$0	\$0	\$0	#Num!
Sum of Travel, Meeting, Professional D		\$450	\$0	\$0	\$0	#Num!
Net Total for Veterans Affairs		\$450	\$0	\$0	\$0	#Num!

Dept: 01-3080-303017 Department Name: New Student Welcome

Outsourced & Contractual Services

5309000	20 Other Contractual Services	\$0	\$4,498	\$4,498	\$0	0.00%
Sum of Outsourced & Contractual Servi		\$0	\$4,498	\$4,498	\$0	0.00%

Maintenance, Memberships, and Printing & Postage Supplies

5401001	00 Office Supplies	\$712	\$379	\$1,979	\$1,600	422.16%
5401002	35 Supplies - General	\$544	\$360	\$360	\$0	0.00%
5401009	05 Supplies MCC Store	\$0	\$23	\$3,023	\$3,000	13043.48%
5402000	00 Printing	\$112	\$323	\$323	\$0	0.00%
5408000	05 Food Purchases	\$4,010	\$8,097	\$8,097	\$0	0.00%
Sum of Maintenance, Memberships, and		\$5,379	\$9,182	\$13,782	\$4,600	50.10%

Fixed Charges, Rental, Property Insurance, and Debt Retirement

5602000	00 Rental - Equipment	\$778	\$0	\$0	\$0	#Num!
Sum of Fixed Charges, Rental, Property		\$778	\$0	\$0	\$0	#Num!

Net Total for New Student Welcome \$6,157 \$13,680 \$18,280 \$4,600 33.63%

Dept: 01-3090-303043 Department Name: Student Conduct

Salaries

5101001	00 FT Administrative Staff	\$76,367	\$73,471	\$75,601	\$2,130	2.90%
5102001	00 FT Prof/Tech Staff	\$91,828	\$90,386	\$93,040	\$2,654	2.94%
Sum of Salaries		\$168,195	\$163,857	\$168,641	\$4,784	2.92%

Fringe Benefits

5201001	00 Employer GTL Medical Vision	\$12,291	\$12,680	\$13,280	\$600	4.73%
5209000	55 Surs .5% Employer Contribution	\$855	\$819	\$843	\$24	2.93%
Sum of Fringe Benefits		\$13,145	\$13,499	\$14,123	\$624	4.62%

Outsourced & Contractual Services

5309000	20 Other Contractual Services	\$0	\$2,699	\$2,699	\$0	0.00%
Sum of Outsourced & Contractual Servi		\$0	\$2,699	\$2,699	\$0	0.00%

Thru: 6/30/2023

<i>Object</i>	<i>Object Name</i>	<i>FY23 YTD</i>	<i>FY23 Budget</i>	<i>FY24 Budget</i>	<i>\$ Change</i>	<i>% Change</i>
Maintenance, Memberships, and Printing & Postage Supplies						
5401001	00 Office Supplies	\$988	\$500	\$500	\$0	0.00%
5401009	05 Supplies MCC Store	\$105	\$100	\$100	\$0	0.00%
5402000	00 Printing	\$750	\$200	\$500	\$300	150.00%
5406000	00 Publications & Dues	\$0	\$360	\$360	\$0	0.00%
5408000	05 Food Purchases	\$183	\$2,000	\$2,000	\$0	0.00%
5409000	00 Other Materials & Supplies	\$30	\$0	\$100	\$100	#Div/0!
Sum of Maintenance, Memberships, and		\$2,056	\$3,160	\$3,560	\$400	12.66%
Net Total for Student Conduct		\$183,396	\$183,215	\$189,023	\$5,808	3.17%

Dept: 01-4010-000000 Department Name: General

Fringe Benefits

5299900	50 State Allocated SURS	\$293,697	\$0	\$0	\$0	#Num!
Sum of Fringe Benefits		\$293,697	\$0	\$0	\$0	#Num!
Net Total for General		\$293,697	\$0	\$0	\$0	#Num!

Dept: 01-4010-401012 Department Name: Adult Education

Salaries

5101001	00 FT Administrative Staff	\$88,494	\$88,494	\$91,060	\$2,566	2.90%
5102001	00 FT Prof/Tech Staff	\$81,195	\$86,950	\$163,197	\$76,247	87.69%
5103002	05 PT Instructional Other	\$9,128	\$90,000	\$92,700	\$2,700	3.00%
5103002	15 PT Stipends Fall Sprg Sum	\$15,831	\$20,463	\$21,077	\$614	3.00%
5106002	00 PT Clerical Staff	\$12,505	\$28,707	\$29,545	\$838	2.92%
Sum of Salaries		\$207,153	\$314,614	\$397,579	\$82,965	26.37%

Fringe Benefits

5201001	00 Employer GTL Medical Vision	\$51,584	\$65,511	\$101,265	\$35,754	54.58%
5209000	55 Surs .5% Employer Contribution	\$839	\$1,578	\$1,739	\$161	10.20%
5209000	60 Surs Federal Grant Obligation	\$0	\$0	\$0	\$0	#Num!
Sum of Fringe Benefits		\$52,423	\$67,089	\$103,004	\$35,915	53.53%

Outsourced & Contractual Services

5309000	20 Other Contractual Services	\$47,072	\$20,407	\$20,000	(\$407)	-1.99%
Sum of Outsourced & Contractual Servi		\$47,072	\$20,407	\$20,000	(\$407)	-1.99%

Maintenance, Memberships, and Printing & Postage Supplies

5401001	00 Office Supplies	\$6,543	\$2,000	\$2,000	\$0	0.00%
5401002	00 Instructional Supplies	\$470	\$1,500	\$4,000	\$2,500	166.67%
5401009	00 IT Technology Supplies	\$28,417	\$0	\$0	\$0	#Num!
5401009	05 Supplies MCC Store	\$264	\$400	\$400	\$0	0.00%

Thru: 6/30/2023

<i>Object</i>	<i>Object Name</i>	<i>FY23 YTD</i>	<i>FY23 Budget</i>	<i>FY24 Budget</i>	<i>\$ Change</i>	<i>% Change</i>
5402000	00 Printing	\$461	\$1,000	\$1,000	\$0	0.00%
5404003	00 Postage	\$0	\$100	\$100	\$0	0.00%
5408000	05 Food Purchases	\$1,776	\$0	\$1,500	\$1,500	#Div/0!
5409000	00 Other Materials & Supplies	\$2,819	\$0	\$500	\$500	#Div/0!
Sum of Maintenance, Memberships, and		\$40,749	\$5,000	\$9,500	\$4,500	90.00%
Travel, Meeting, Professional Development, and Recruitment						
5501000	05 Meeting Expense In-District	\$437	\$90	\$200	\$110	122.22%
5502000	05 In District Travel	\$2,865	\$90	\$500	\$410	455.56%
5502000	10 Out of District Travel	\$4,314	\$269	\$500	\$231	85.87%
5504000	10 Recruitment - Background Check	\$0	\$180	\$1,000	\$820	455.56%
5509000	15 Other Conf & Mtg Exp	\$2,022	\$0	\$500	\$500	#Div/0!
Sum of Travel, Meeting, Professional D		\$9,638	\$629	\$2,700	\$2,071	329.25%
Fixed Charges, Rental, Property Insurance, and Debt Retirement						
5601002	00 MCC Conf Ctr Rental	\$3,774	\$0	\$0	\$0	#Num!
Sum of Fixed Charges, Rental, Property		\$3,774	\$0	\$0	\$0	#Num!
Net Total for Adult Education		\$360,809	\$407,739	\$532,783	\$125,044	30.67%

Dept: 01-4010-401030 Department Name: Kids & College

Salaries

5103001	10 FT Stipends Fall Spring Summer	\$4,500	\$0	\$6,500	\$6,500	#Div/0!
5103002	05 PT Instructional Other	\$7,744	\$30,000	\$30,900	\$900	3.00%
5103002	15 PT Stipends Fall Sprg Sum	\$10,439	\$36,000	\$37,080	\$1,080	3.00%
Sum of Salaries		\$22,683	\$66,000	\$74,480	\$8,480	12.85%

Fringe Benefits

5201001	00 Employer GTL Medical Vision	\$644	\$0	\$0	\$0	#Num!
5209000	55 Surs .5% Employer Contribution	\$23	\$330	\$339	\$9	2.73%
Sum of Fringe Benefits		\$666	\$330	\$339	\$9	2.73%

Outsourced & Contractual Services

5309000	20 Other Contractual Services	\$19,494	\$6,000	\$10,500	\$4,500	75.00%
Sum of Outsourced & Contractual Servi		\$19,494	\$6,000	\$10,500	\$4,500	75.00%

Maintenance, Memberships, and Printing & Postage Supplies

5401001	00 Office Supplies	\$0	\$1,000	\$100	(\$900)	-90.00%
5401002	00 Instructional Supplies	\$1,830	\$11,000	\$11,000	\$0	0.00%
5401009	05 Supplies MCC Store	\$97	\$0	\$100	\$100	#Div/0!
5402000	00 Printing	\$46	\$0	\$50	\$50	#Div/0!
5407000	00 Advertising	\$125	\$1,000	\$1,000	\$0	0.00%
5408000	05 Food Purchases	\$15	\$300	\$300	\$0	0.00%

Thru: 6/30/2023

<i>Object</i>	<i>Object Name</i>	<i>FY23 YTD</i>	<i>FY23 Budget</i>	<i>FY24 Budget</i>	<i>\$ Change</i>	<i>% Change</i>
5409000	00 Other Materials & Supplies	\$720	\$0	\$800	\$800	#Div/0!
Sum of Maintenance, Memberships, and		\$2,832	\$13,300	\$13,350	\$50	0.38%
Travel, Meeting, Professional Development, and Recruitment						
5502000	05 In District Travel	\$0	\$180	\$200	\$20	11.11%
Sum of Travel, Meeting, Professional D		\$0	\$180	\$200	\$20	11.11%
Net Total for Kids & College		\$45,675	\$85,810	\$98,869	\$13,059	15.22%

Dept: 01-4010-401032 **Department Name: Workforce and Community Developme**

Salaries

5101001	00 FT Administrative Staff	\$0	\$0	\$0	\$0	#Num!
5103002	15 PT Stipends Fall Sprg Sum	\$0	\$55	\$57	\$2	3.64%
5106001	00 FT Clerical Staff	\$80,116	\$96,786	\$98,305	\$1,519	1.57%
Sum of Salaries		\$80,116	\$96,841	\$98,362	\$1,521	1.57%

Fringe Benefits

5201001	00 Employer GTL Medical Vision	\$32,516	\$36,285	\$43,931	\$7,646	21.07%
5209000	55 Surs .5% Employer Contribution	\$419	\$484	\$492	\$8	1.62%
Sum of Fringe Benefits		\$32,936	\$36,769	\$44,423	\$7,654	20.82%

Maintenance, Memberships, and Printing & Postage Supplies

5401009	05 Supplies MCC Store	\$171	\$18,000	\$0	(\$18,000)	-100.00%
Sum of Maintenance, Memberships, and		\$171	\$18,000	\$0	(\$18,000)	-100.00%

Net Total for Workforce and Communi \$113,223 \$151,610 \$142,785 (\$8,825) -5.82%

Dept: 01-4010-401034 **Department Name: Fitness Center**

Salaries

5102001	00 FT Prof/Tech Staff	\$133,515	\$133,505	\$137,387	\$3,882	2.91%
Sum of Salaries		\$133,515	\$133,505	\$137,387	\$3,882	2.91%

Fringe Benefits

5201001	00 Employer GTL Medical Vision	\$57,780	\$87,957	\$61,503	(\$26,454)	-30.08%
5209000	55 Surs .5% Employer Contribution	\$667	\$667	\$687	\$20	3.00%
Sum of Fringe Benefits		\$58,447	\$88,624	\$62,190	(\$26,434)	-29.83%

Outsourced & Contractual Services

5304000	10 Contract Maintenance Services	\$2,359	\$2,700	\$3,000	\$300	11.11%
5309000	20 Other Contractual Services	\$2,073	\$2,600	\$2,600	\$0	0.00%
Sum of Outsourced & Contractual Servi		\$4,432	\$5,300	\$5,600	\$300	5.66%

Maintenance, Memberships, and Printing & Postage Supplies

Thru: 6/30/2023

<i>Object</i>	<i>Object Name</i>	<i>FY23 YTD</i>	<i>FY23 Budget</i>	<i>FY24 Budget</i>	<i>\$ Change</i>	<i>% Change</i>
5401001	00 Office Supplies	\$591	\$2,000	\$2,000	\$0	0.00%
5401002	35 Supplies - General	\$464	\$5,200	\$5,200	\$0	0.00%
5401009	05 Supplies MCC Store	\$0	\$50	\$50	\$0	0.00%
5402000	00 Printing	\$36	\$50	\$50	\$0	0.00%
5406000	00 Publications & Dues	\$130	\$420	\$420	\$0	0.00%
Sum of Maintenance, Memberships, and		\$1,221	\$7,720	\$7,720	\$0	0.00%
Travel, Meeting, Professional Development, and Recruitment						
5509000	15 Other Conf & Mtg Exp	\$0	\$100	\$100	\$0	0.00%
Sum of Travel, Meeting, Professional D		\$0	\$100	\$100	\$0	0.00%
Capital Outlay						
5806000	00 Equipment - Instructional	\$3,421	\$0	\$0	\$0	#Num!
Sum of Capital Outlay		\$3,421	\$0	\$0	\$0	#Num!
Net Total for Fitness Center		\$201,036	\$235,249	\$212,997	(\$22,252)	-9.46%
Dept: 01-4030-401016 Department Name: SBDC. Mtch 1 Fed						
Salaries						
5101001	00 FT Administrative Staff	\$7,557	\$13,377	\$0	(\$13,377)	-100.00%
5106002	00 PT Clerical Staff	\$1,820	\$0	\$0	\$0	#Num!
Sum of Salaries		\$9,377	\$13,377	\$0	(\$13,377)	-100.00%
Fringe Benefits						
5201001	00 Employer GTL Medical Vision	\$22,590	\$4,785	\$0	(\$4,785)	-100.00%
5209000	55 Surs .5% Employer Contribution	\$235	\$67	\$0	(\$67)	-100.00%
5209000	60 Surs Federal Grant Obligation	\$340	\$0	\$0	\$0	#Num!
Sum of Fringe Benefits		\$23,165	\$4,852	\$0	(\$4,852)	-100.00%
Outsourced & Contractual Services						
5302000	00 Consultants	\$7,666	\$15,782	\$10,000	(\$5,782)	-36.64%
Sum of Outsourced & Contractual Servi		\$7,666	\$15,782	\$10,000	(\$5,782)	-36.64%
Maintenance, Memberships, and Printing & Postage Supplies						
5402000	00 Printing	\$0	\$848	\$0	(\$848)	-100.00%
5406000	00 Publications & Dues	\$916	\$1,500	\$1,580	\$80	5.33%
Sum of Maintenance, Memberships, and		\$916	\$2,348	\$1,580	(\$768)	-32.71%
Travel, Meeting, Professional Development, and Recruitment						
5502000	05 In District Travel	\$60	\$500	\$250	(\$250)	-50.00%
5502000	10 Out of District Travel	\$850	\$0	\$0	\$0	#Num!
5509000	15 Other Conf & Mtg Exp	\$0	\$1,770	\$0	(\$1,770)	-100.00%
Sum of Travel, Meeting, Professional D		\$910	\$2,270	\$250	(\$2,020)	-88.99%

Thru: 6/30/2023

<i>Object</i>	<i>Object Name</i>	<i>FY23 YTD</i>	<i>FY23 Budget</i>	<i>FY24 Budget</i>	<i>\$ Change</i>	<i>% Change</i>
Net Total for SBDC. Mch 1 Fed		\$42,034	\$38,629	\$11,830	(\$26,799)	-69.38%
Dept: 01-4040-404010 Department Name: Sustainability						
Salaries						
5101001	00 FT Administrative Staff	\$90,767	\$99,219	\$103,579	\$4,360	4.39%
5103002	15 PT Stipends Fall Sprg Sum	\$0	\$1,000	\$1,030	\$30	3.00%
Sum of Salaries		\$90,767	\$100,219	\$104,609	\$4,390	4.38%
Fringe Benefits						
5201001	00 Employer GTL Medical Vision	\$24,973	\$24,617	\$25,876	\$1,259	5.11%
5209000	55 Surs .5% Employer Contribution	\$503	\$501	\$523	\$22	4.39%
Sum of Fringe Benefits		\$25,476	\$25,118	\$26,399	\$1,281	5.10%
Outsourced & Contractual Services						
5309000	20 Other Contractual Services	\$8,247	\$10,000	\$0	(\$10,000)	-100.00%
Sum of Outsourced & Contractual Servi		\$8,247	\$10,000	\$0	(\$10,000)	-100.00%
Maintenance, Memberships, and Printing & Postage Supplies						
5401001	00 Office Supplies	\$2,693	\$2,500	\$0	(\$2,500)	-100.00%
5401004	00 Maintenance Supplies	\$1,118	\$0	\$0	\$0	#Num!
5402000	00 Printing	\$3,567	\$5,000	\$0	(\$5,000)	-100.00%
5406000	00 Publications & Dues	\$2,573	\$3,500	\$0	(\$3,500)	-100.00%
5407000	00 Advertising	\$5,237	\$5,000	\$0	(\$5,000)	-100.00%
5408000	05 Food Purchases	\$120	\$0	\$0	\$0	#Num!
5409000	00 Other Materials & Supplies	\$8,221	\$3,000	\$0	(\$3,000)	-100.00%
Sum of Maintenance, Memberships, and		\$23,527	\$19,000	\$0	(\$19,000)	-100.00%
Travel, Meeting, Professional Development, and Recruitment						
5501000	05 Meeting Expense In-District	\$705	\$225	\$0	(\$225)	-100.00%
5502000	10 Out of District Travel	\$0	\$675	\$0	(\$675)	-100.00%
5509000	15 Other Conf & Mtg Exp	\$507	\$675	\$0	(\$675)	-100.00%
Sum of Travel, Meeting, Professional D		\$1,212	\$1,575	\$0	(\$1,575)	-100.00%
Fixed Charges, Rental, Property Insurance, and Debt Retirement						
5601002	00 MCC Conf Ctr Rental	\$0	\$200	\$0	(\$200)	-100.00%
5602000	00 Rental - Equipment	\$0	\$0	\$0	\$0	#Num!
Sum of Fixed Charges, Rental, Property		\$0	\$200	\$0	(\$200)	-100.00%
Scholarships, Student Activities, and Waivers						
5909000	70 Corporate Sponsorships	\$900	\$1,000	\$0	(\$1,000)	-100.00%
Sum of Scholarships, Student Activities,		\$900	\$1,000	\$0	(\$1,000)	-100.00%
Net Total for Sustainability		\$150,129	\$157,112	\$131,008	(\$26,104)	-16.61%

Thru: 6/30/2023

<i>Object</i>	<i>Object Name</i>	<i>FY23 YTD</i>	<i>FY23 Budget</i>	<i>FY24 Budget</i>	<i>\$ Change</i>	<i>% Change</i>
---------------	--------------------	-----------------	--------------------	--------------------	------------------	-----------------

Dept: 01-6010-000000 Department Name: General

Fringe Benefits

5299900	50 State Allocated SURS	\$537,419	\$0	\$0	\$0	#Num!
Sum of Fringe Benefits		\$537,419	\$0	\$0	\$0	#Num!
Net Total for General		\$537,419	\$0	\$0	\$0	#Num!

Dept: 01-7010-000000 Department Name: General

Fringe Benefits

5299900	50 State Allocated SURS	\$217,126	\$0	\$0	\$0	#Num!
Sum of Fringe Benefits		\$217,126	\$0	\$0	\$0	#Num!
Net Total for General		\$217,126	\$0	\$0	\$0	#Num!

Dept: 01-7010-505010 Department Name: Shah Center Oper

Outsourced & Contractual Services

5304000	10 Contract Maintenance Services	\$999	\$0	\$0	\$0	#Num!
Sum of Outsourced & Contractual Servi		\$999	\$0	\$0	\$0	#Num!
Net Total for Shah Center Oper		\$999	\$0	\$0	\$0	#Num!

Dept: 01-8010-000000 Department Name: General

Fringe Benefits

5299900	50 State Allocated SURS	\$2,102,924	\$0	\$0	\$0	#Num!
Sum of Fringe Benefits		\$2,102,924	\$0	\$0	\$0	#Num!
Net Total for General		\$2,102,924	\$0	\$0	\$0	#Num!

Dept: 01-8010-501012 Department Name: Executive Office

Salaries

5101001	00 FT Administrative Staff	\$304,036	\$296,448	\$314,235	\$17,787	6.00%
5102001	00 FT Prof/Tech Staff	\$77,175	\$77,175	\$79,413	\$2,238	2.90%
5103001	10 FT Stipends Fall Spring Summer	\$0	\$0	\$0	\$0	#Num!
5103002	15 PT Stipends Fall Sprg Sum	\$1,750	\$0	\$0	\$0	#Num!
Sum of Salaries		\$382,961	\$373,623	\$393,648	\$20,025	5.36%

Fringe Benefits

5201001	00 Employer GTL Medical Vision	\$54,332	\$62,677	\$56,492	(\$6,185)	-9.87%
5209000	55 Surs .5% Employer Contribution	\$1,902	\$1,868	\$1,968	\$100	5.35%
5209000	75 Employer match 403B	\$28,500	\$20,500	\$22,500	\$2,000	9.76%

Thru: 6/30/2023

<i>Object</i>	<i>Object Name</i>	<i>FY23 YTD</i>	<i>FY23 Budget</i>	<i>FY24 Budget</i>	<i>\$ Change</i>	<i>% Change</i>
Sum of Fringe Benefits		\$84,734	\$85,045	\$80,960	(\$4,085)	-4.80%
Outsourced & Contractual Services						
5302000	00 Consultants	\$0	\$12,500	\$10,000	(\$2,500)	-20.00%
5309000	20 Other Contractual Services	\$3,200	\$12,500	\$10,000	(\$2,500)	-20.00%
Sum of Outsourced & Contractual Servi		\$3,200	\$25,000	\$20,000	(\$5,000)	-20.00%
Maintenance, Memberships, and Printing & Postage Supplies						
5401001	00 Office Supplies	\$436	\$2,500	\$2,000	(\$500)	-20.00%
5401009	05 Supplies MCC Store	\$8	\$250	\$250	\$0	0.00%
5402000	00 Printing	\$9	\$500	\$250	(\$250)	-50.00%
5404003	00 Postage	\$32	\$250	\$250	\$0	0.00%
5405000	05 Books	\$153	\$200	\$250	\$50	25.00%
5406000	00 Publications & Dues	\$267	\$2,000	\$2,000	\$0	0.00%
5409000	00 Other Materials & Supplies	\$57	\$0	\$100	\$100	#Div/0!
Sum of Maintenance, Memberships, and		\$962	\$5,700	\$5,100	(\$600)	-10.53%
Travel, Meeting, Professional Development, and Recruitment						
5501000	05 Meeting Expense In-District	\$8,031	\$600	\$600	\$0	0.00%
5502000	05 In District Travel	\$1,595	\$400	\$2,000	\$1,600	400.00%
5502000	10 Out of District Travel	\$1,193	\$4,000	\$2,000	(\$2,000)	-50.00%
5509000	15 Other Conf & Mtg Exp	\$840	\$2,000	\$2,000	\$0	0.00%
Sum of Travel, Meeting, Professional D		\$11,658	\$7,000	\$6,600	(\$400)	-5.71%
Scholarships, Student Activities, and Waivers						
5909000	00 Other Expenditures	\$0	\$2,500	\$2,000	(\$500)	-20.00%
Sum of Scholarships, Student Activities,		\$0	\$2,500	\$2,000	(\$500)	-20.00%
Net Total for Executive Office		\$483,516	\$498,868	\$508,308	\$9,440	1.89%

Dept: 01-8010-501013 Department Name: DEBI-Diversity Eq Belong Inc

Salaries

5101001	00 FT Administrative Staff	\$59,615	\$125,000	\$127,596	\$2,596	2.08%
Sum of Salaries		\$59,615	\$125,000	\$127,596	\$2,596	2.08%

Fringe Benefits

5201001	00 Employer GTL Medical Vision	\$301	\$26,233	\$649	(\$25,584)	-97.53%
5209000	55 Surs .5% Employer Contribution	\$274	\$0	\$638	\$638	#Div/0!
Sum of Fringe Benefits		\$575	\$26,233	\$1,287	(\$24,946)	-95.09%

Outsourced & Contractual Services

5302000	00 Consultants	\$16,889	\$0	\$0	\$0	#Num!
Sum of Outsourced & Contractual Servi		\$16,889	\$0	\$0	\$0	#Num!

Thru: 6/30/2023

<i>Object</i>	<i>Object Name</i>	<i>FY23 YTD</i>	<i>FY23 Budget</i>	<i>FY24 Budget</i>	<i>\$ Change</i>	<i>% Change</i>
Maintenance, Memberships, and Printing & Postage Supplies						
5401001	00 Office Supplies	\$261	\$0	\$2,000	\$2,000	#Div/0!
5401002	35 Supplies - General			\$1,000		
5401009	00 IT Technology Supplies			\$2,000		
5401009	05 Supplies MCC Store			\$500		
5402000	00 Printing			\$500		
5404002	00 Computer Software	\$128	\$0	\$0	\$0	#Num!
5405000	05 Books			\$1,500		
5406000	00 Publications & Dues	\$250	\$0	\$2,000	\$2,000	#Div/0!
Sum of Maintenance, Memberships, and		\$639	\$0	\$9,500	\$9,500	#Div/0!
Travel, Meeting, Professional Development, and Recruitment						
5501000	05 Meeting Expense In-District			\$1,000		
5502000	05 In District Travel			\$1,000		
5502000	10 Out of District Travel	\$2,739	\$0	\$1,000	\$1,000	#Div/0!
5509000	15 Other Conf & Mtg Exp			\$10,000		
Sum of Travel, Meeting, Professional D		\$2,739	\$0	\$13,000	\$13,000	#Div/0!
Scholarships, Student Activities, and Waivers						
5909000	00 Other Expenditures			\$0		
Sum of Scholarships, Student Activities,				\$0		
Net Total for DEBI-Diversity Eq Belon		\$80,456	\$151,233	\$151,383	\$150	0.10%
Dept: 01-8010-501042 Department Name: Strategic Initiatives						
Outsourced & Contractual Services						
5302000	00 Consultants	\$0	\$7,133	\$20,000	\$12,867	180.37%
5309000	20 Other Contractual Services	\$7,133	\$0	\$5,000	\$5,000	#Div/0!
Sum of Outsourced & Contractual Servi		\$7,133	\$7,133	\$25,000	\$17,867	250.47%
Net Total for Strategic Initiatives		\$7,133	\$7,133	\$25,000	\$17,867	250.47%
Dept: 01-8020-501010 Department Name: Duplication						
Outsourced & Contractual Services						
5304000	10 Contract Maintenance Services	\$5,787	\$57,000	\$60,000	\$3,000	5.26%
5309000	20 Other Contractual Services	\$48,814	\$3,500	\$3,500	\$0	0.00%
Sum of Outsourced & Contractual Servi		\$54,601	\$60,500	\$63,500	\$3,000	4.96%
Maintenance, Memberships, and Printing & Postage Supplies						
5401001	00 Office Supplies	\$28,229	\$42,000	\$45,000	\$3,000	7.14%
5401001	55 Copy Center Chargebacks	(\$39,874)	\$0	\$0	\$0	#Num!
5401009	05 Supplies MCC Store	\$0	\$250	\$250	\$0	0.00%

Thru: 6/30/2023

<i>Object</i>	<i>Object Name</i>	<i>FY23 YTD</i>	<i>FY23 Budget</i>	<i>FY24 Budget</i>	<i>\$ Change</i>	<i>% Change</i>
5402000	00 Printing	\$0	\$25,000	\$25,000	\$0	0.00%
5404002	00 Computer Software	\$0	\$1,200	\$1,200	\$0	0.00%
Sum of Maintenance, Memberships, and		(\$11,645)	\$68,450	\$71,450	\$3,000	4.38%
Capital Outlay						
5806000	05 Repl Equip--Instructional	\$0	\$5,000	\$1,200	(\$3,800)	-76.00%
Sum of Capital Outlay		\$0	\$5,000	\$1,200	(\$3,800)	-76.00%
Net Total for Duplication		\$42,956	\$133,950	\$136,150	\$2,200	1.64%

Dept: 01-8020-501020 Department Name: Resource Develmnt

Salaries

5101001	00 FT Administrative Staff	\$86,189	\$86,189	\$88,689	\$2,500	2.90%
5102001	00 FT Prof/Tech Staff	\$42,479	\$49,227	\$56,595	\$7,368	14.97%
Sum of Salaries		\$128,668	\$135,416	\$145,284	\$9,868	7.29%

Fringe Benefits

5201001	00 Employer GTL Medical Vision	\$37,019	\$18,187	\$47,724	\$29,537	162.41%
5209000	55 Surs .5% Employer Contribution	\$641	\$677	\$726	\$49	7.24%
Sum of Fringe Benefits		\$37,660	\$18,864	\$48,450	\$29,586	156.84%

Outsourced & Contractual Services

5309000	20 Other Contractual Services			\$12,000		
Sum of Outsourced & Contractual Servi				\$12,000		

Maintenance, Memberships, and Printing & Postage Supplies

5401001	00 Office Supplies	\$366	\$300	\$300	\$0	0.00%
5402000	00 Printing	\$0	\$100	\$100	\$0	0.00%
5404003	00 Postage	\$21	\$100	\$250	\$150	150.00%
5406000	00 Publications & Dues	\$1,067	\$2,000	\$1,000	(\$1,000)	-50.00%
Sum of Maintenance, Memberships, and		\$1,454	\$2,500	\$1,650	(\$850)	-34.00%

Travel, Meeting, Professional Development, and Recruitment

5501000	05 Meeting Expense In-District	\$25	\$75	\$75	\$0	0.00%
5502000	05 In District Travel	\$0	\$100	\$100	\$0	0.00%
5502000	10 Out of District Travel	\$1,390	\$2,500	\$5,000	\$2,500	100.00%
5509000	05 Staff Development	\$0	\$10,000	\$10,000	\$0	0.00%
5509000	15 Other Conf & Mtg Exp	\$805	\$6,750	\$2,500	(\$4,250)	-62.96%
Sum of Travel, Meeting, Professional D		\$2,220	\$19,425	\$17,675	(\$1,750)	-9.01%

Net Total for Resource Develmnt **\$170,003** **\$176,205** **\$225,059** **\$48,854** **27.73%**

Dept: 01-8020-501028 Department Name: Mailroom

Thru: 6/30/2023

<i>Object</i>	<i>Object Name</i>	<i>FY23 YTD</i>	<i>FY23 Budget</i>	<i>FY24 Budget</i>	<i>\$ Change</i>	<i>% Change</i>
Salaries						
5106001	00 FT Clerical Staff	\$47,798	\$47,793	\$49,185	\$1,392	2.91%
Sum of Salaries		\$47,798	\$47,793	\$49,185	\$1,392	2.91%
Fringe Benefits						
5201001	00 Employer GTL Medical Vision	\$28,016	\$27,897	\$29,305	\$1,408	5.05%
5209000	55 Surs .5% Employer Contribution	\$239	\$239	\$246	\$7	2.93%
Sum of Fringe Benefits		\$28,254	\$28,136	\$29,551	\$1,415	5.03%
Outsourced & Contractual Services						
5304000	10 Contract Maintenance Services	\$120	\$0	\$0	\$0	#Num!
Sum of Outsourced & Contractual Servi		\$120	\$0	\$0	\$0	#Num!
Maintenance, Memberships, and Printing & Postage Supplies						
5401001	00 Office Supplies	\$657	\$0	\$926	\$926	#Div/0!
5404003	00 Postage	\$35,300	\$57,215	\$52,077	(\$5,138)	-8.98%
5404003	05 U. P. S.	\$12,638	\$15,000	\$19,598	\$4,598	30.65%
5406000	00 Publications & Dues	\$0	\$100	\$260	\$160	160.00%
Sum of Maintenance, Memberships, and		\$48,594	\$72,315	\$72,861	\$546	0.76%
Travel, Meeting, Professional Development, and Recruitment						
5501000	05 Meeting Expense In-District	\$0	\$50	\$130	\$80	160.00%
5502000	05 In District Travel	\$0	\$75	\$300	\$225	300.00%
5502000	10 Out of District Travel	\$127	\$0	\$0	\$0	#Num!
5509000	15 Other Conf & Mtg Exp	\$0	\$75	\$195	\$120	160.00%
Sum of Travel, Meeting, Professional D		\$127	\$200	\$625	\$425	212.50%
Fixed Charges, Rental, Property Insurance, and Debt Retirement						
5606000	00 Lease Principal Retirements	\$15,286	\$20,000	\$10,043	(\$9,957)	-49.79%
Sum of Fixed Charges, Rental, Property		\$15,286	\$20,000	\$10,043	(\$9,957)	-49.79%
Utilities						
5705000	00 Telephone	\$0	\$1,000	\$500	(\$500)	-50.00%
Sum of Utilities		\$0	\$1,000	\$500	(\$500)	-50.00%
Net Total for Mailroom		\$140,179	\$169,444	\$162,765	(\$6,679)	-3.94%

Dept: 01-8020-502010 Department Name: Bursar Office

Salaries

5102001	00 FT Prof/Tech Staff	\$106,524	\$110,236	\$109,152	(\$1,084)	-0.98%
Sum of Salaries		\$106,524	\$110,236	\$109,152	(\$1,084)	-0.98%

Fringe Benefits

Thru: 6/30/2023

<i>Object</i>	<i>Object Name</i>	<i>FY23 YTD</i>	<i>FY23 Budget</i>	<i>FY24 Budget</i>	<i>\$ Change</i>	<i>% Change</i>
5201001	00 Employer GTL Medical Vision	\$21,940	\$50,567	\$23,012	(\$27,555)	-54.49%
5209000	55 Surs .5% Employer Contribution	\$532	\$551	\$546	(\$5)	-0.91%
Sum of Fringe Benefits		\$22,472	\$51,118	\$23,558	(\$27,560)	-53.91%
Outsourced & Contractual Services						
5309000	20 Other Contractual Services	\$8,749	\$9,000	\$9,000	\$0	0.00%
Sum of Outsourced & Contractual Servi		\$8,749	\$9,000	\$9,000	\$0	0.00%
Maintenance, Memberships, and Printing & Postage Supplies						
5401001	00 Office Supplies	\$119	\$450	\$450	\$0	0.00%
5401009	05 Supplies MCC Store	\$0	\$25	\$25	\$0	0.00%
5402000	00 Printing	\$114	\$0	\$150	\$150	#Div/0!
Sum of Maintenance, Memberships, and		\$233	\$475	\$625	\$150	31.58%
Travel, Meeting, Professional Development, and Recruitment						
5509000	15 Other Conf & Mtg Exp	\$0	\$225	\$225	\$0	0.00%
Sum of Travel, Meeting, Professional D		\$0	\$225	\$225	\$0	0.00%
Net Total for Bursar Office		\$137,978	\$171,054	\$142,560	(\$28,494)	-16.66%

Dept: 01-8020-502015 Department Name: Business Office

Salaries

5101001	00 FT Administrative Staff	\$155,291	\$128,716	\$128,625	(\$91)	-0.07%
5102001	00 FT Prof/Tech Staff	\$325,319	\$334,029	\$326,476	(\$7,553)	-2.26%
5102002	00 PT Prof/Technical Staff	\$33,183	\$33,066	\$59,040	\$25,974	78.55%
5106001	00 FT Clerical Staff	\$41,310	\$43,341	\$43,341	\$0	0.00%
Sum of Salaries		\$555,102	\$539,152	\$557,482	\$18,330	3.40%

Fringe Benefits

5201001	00 Employer GTL Medical Vision	\$95,426	\$102,690	\$103,621	\$931	0.91%
5209000	55 Surs .5% Employer Contribution	\$2,638	\$2,696	\$2,662	(\$34)	-1.26%
Sum of Fringe Benefits		\$98,065	\$105,386	\$106,283	\$897	0.85%

Maintenance, Memberships, and Printing & Postage Supplies

5401001	00 Office Supplies	\$2,268	\$5,000	\$5,000	\$0	0.00%
5401009	05 Supplies MCC Store	\$26	\$50	\$50	\$0	0.00%
5402000	00 Printing	\$27	\$100	\$100	\$0	0.00%
5404002	00 Computer Software	\$0	\$0	\$0	\$0	#Num!
5404003	00 Postage	\$35	\$0	\$0	\$0	#Num!
5406000	00 Publications & Dues	\$1,052	\$250	\$1,000	\$750	300.00%
Sum of Maintenance, Memberships, and		\$3,408	\$5,400	\$6,150	\$750	13.89%

Travel, Meeting, Professional Development, and Recruitment

Thru: 6/30/2023

<i>Object</i>	<i>Object Name</i>	<i>FY23 YTD</i>	<i>FY23 Budget</i>	<i>FY24 Budget</i>	<i>\$ Change</i>	<i>% Change</i>
5502000	10 Out of District Travel	\$2,022	\$0	\$0	\$0	#Num!
5509000	15 Other Conf & Mtg Exp	\$1,524	\$900	\$2,500	\$1,600	177.78%
Sum of Travel, Meeting, Professional D		\$3,547	\$900	\$2,500	\$1,600	177.78%
Net Total for Business Office		\$660,121	\$650,838	\$672,415	\$21,577	3.32%

Dept: 01-8020-502025 Department Name: Chief Fin Officer/Treasurer

Salaries

5101001	00 FT Administrative Staff	\$175,751	\$175,751	\$180,848	\$5,097	2.90%
5102001	00 FT Prof/Tech Staff	\$35,560	\$35,412	\$36,439	\$1,027	2.90%
Sum of Salaries		\$211,311	\$211,163	\$217,287	\$6,124	2.90%

Fringe Benefits

5201001	00 Employer GTL Medical Vision	\$35,907	\$38,565	\$36,645	(\$1,920)	-4.98%
5209000	55 Surs .5% Employer Contribution	\$1,055	\$1,056	\$1,086	\$30	2.84%
Sum of Fringe Benefits		\$36,962	\$39,621	\$37,731	(\$1,890)	-4.77%

Outsourced & Contractual Services

5304000	10 Contract Maintenance Services	\$0	\$800	\$800	\$0	0.00%
5309000	20 Other Contractual Services	\$0	\$5,000	\$15,000	\$10,000	200.00%
Sum of Outsourced & Contractual Servi		\$0	\$5,800	\$15,800	\$10,000	172.41%

Maintenance, Memberships, and Printing & Postage Supplies

5401001	00 Office Supplies	\$171	\$2,250	\$2,250	\$0	0.00%
5401009	05 Supplies MCC Store	\$0	\$50	\$50	\$0	0.00%
5402000	00 Printing	\$29	\$500	\$500	\$0	0.00%
5404002	00 Computer Software	\$1,995	\$3,000	\$3,000	\$0	0.00%
5404003	00 Postage	\$0	\$50	\$50	\$0	0.00%
5406000	00 Publications & Dues	\$5,357	\$4,000	\$7,000	\$3,000	75.00%
Sum of Maintenance, Memberships, and		\$7,551	\$9,850	\$12,850	\$3,000	30.46%

Travel, Meeting, Professional Development, and Recruitment

5501000	05 Meeting Expense In-District	\$30	\$224	\$224	\$0	0.00%
5502000	10 Out of District Travel	\$463	\$750	\$750	\$0	0.00%
5509000	15 Other Conf & Mtg Exp	\$225	\$250	\$250	\$0	0.00%
Sum of Travel, Meeting, Professional D		\$718	\$1,224	\$1,224	\$0	0.00%

Net Total for Chief Fin Officer/Treasur \$256,542 \$267,658 \$284,892 \$17,234 6.44%

Dept: 01-8020-502030 Department Name: Business Services & Purch

Salaries

5101001	00 FT Administrative Staff	\$92,610	\$92,610	\$95,296	\$2,686	2.90%
5102001	00 FT Prof/Tech Staff	\$54,920	\$48,457	\$49,869	\$1,412	2.91%

Thru: 6/30/2023

<i>Object</i>	<i>Object Name</i>	<i>FY23 YTD</i>	<i>FY23 Budget</i>	<i>FY24 Budget</i>	<i>\$ Change</i>	<i>% Change</i>
Sum of Salaries		\$147,530	\$141,067	\$145,165	\$4,098	2.91%
Fringe Benefits						
5201001	00 Employer GTL Medical Vision	\$20,161	\$35,802	\$20,928	(\$14,874)	-41.55%
5209000	55 Surs .5% Employer Contribution	\$705	\$705	\$725	\$20	2.84%
Sum of Fringe Benefits		\$20,866	\$36,507	\$21,653	(\$14,854)	-40.69%
Outsourced & Contractual Services						
5304000	10 Contract Maintenance Services	\$250	\$25,000	\$2,500	(\$22,500)	-90.00%
5309000	20 Other Contractual Services	\$12,844	\$0	\$30,000	\$30,000	#Div/0!
Sum of Outsourced & Contractual Servi		\$13,094	\$25,000	\$32,500	\$7,500	30.00%
Maintenance, Memberships, and Printing & Postage Supplies						
5401001	00 Office Supplies	\$500	\$3,000	\$3,000	\$0	0.00%
5401009	05 Supplies MCC Store	\$0	\$50	\$120	\$70	140.00%
5404003	00 Postage	(\$93)	\$90	\$216	\$126	140.00%
5406000	00 Publications & Dues	\$1,083	\$1,000	\$1,500	\$500	50.00%
Sum of Maintenance, Memberships, and		\$1,490	\$4,140	\$4,836	\$696	16.81%
Travel, Meeting, Professional Development, and Recruitment						
5501000	05 Meeting Expense In-District	\$315	\$150	\$360	\$210	140.00%
5502000	10 Out of District Travel	\$295	\$150	\$3,500	\$3,350	2233.33%
5509000	15 Other Conf & Mtg Exp	\$0	\$75	\$2,500	\$2,425	3233.33%
Sum of Travel, Meeting, Professional D		\$610	\$375	\$6,360	\$5,985	1596.00%
Fixed Charges, Rental, Property Insurance, and Debt Retirement						
5609000	62 Late Charges -Credit Cards	\$44	\$0	\$0	\$0	#Num!
Sum of Fixed Charges, Rental, Property		\$44	\$0	\$0	\$0	#Num!
Net Total for Business Services & Purc		\$183,634	\$207,089	\$210,514	\$3,425	1.65%

Dept: 01-8030-501022 **Department Name: Foundation Supt**

Salaries

5101001	00 FT Administrative Staff	\$97,727	\$97,727	\$100,561	\$2,834	2.90%
5102001	00 FT Prof/Tech Staff	\$149,349	\$167,634	\$181,780	\$14,146	8.44%
Sum of Salaries		\$247,077	\$265,361	\$282,341	\$16,980	6.40%

Fringe Benefits

5201001	00 Employer GTL Medical Vision	\$31,559	\$36,128	\$56,130	\$20,002	55.36%
5209000	55 Surs .5% Employer Contribution	\$1,231	\$1,327	\$1,162	(\$165)	-12.43%
Sum of Fringe Benefits		\$32,790	\$37,455	\$57,292	\$19,837	52.96%

Outsourced & Contractual Services

Thru: 6/30/2023

<i>Object</i>	<i>Object Name</i>	<i>FY23 YTD</i>	<i>FY23 Budget</i>	<i>FY24 Budget</i>	<i>\$ Change</i>	<i>% Change</i>
5304000	10 Contract Maintenance Services	\$0	\$5,000	\$6,000	\$1,000	20.00%
5309000	20 Other Contractual Services	\$28,343	\$47,500	\$47,500	\$0	0.00%
Sum of Outsourced & Contractual Servi		\$28,343	\$52,500	\$53,500	\$1,000	1.90%
Maintenance, Memberships, and Printing & Postage Supplies						
5401001	00 Office Supplies	\$484	\$450	\$750	\$300	66.67%
5401009	05 Supplies MCC Store	\$180	\$250	\$0	(\$250)	-100.00%
5402000	00 Printing	\$14,006	\$15,000	\$15,000	\$0	0.00%
5404003	00 Postage	\$3,341	\$1,500	\$2,750	\$1,250	83.33%
5406000	00 Publications & Dues	\$300	\$500	\$500	\$0	0.00%
Sum of Maintenance, Memberships, and		\$18,312	\$17,700	\$19,000	\$1,300	7.34%
Travel, Meeting, Professional Development, and Recruitment						
5501000	05 Meeting Expense In-District	\$0	\$2,500	\$2,500	\$0	0.00%
5501000	10 Chamber Meeting Expense In-Dis	\$0	\$150	\$150	\$0	0.00%
5502000	05 In District Travel	\$0	\$125	\$250	\$125	100.00%
5502000	10 Out of District Travel	\$0	\$1,500	\$1,500	\$0	0.00%
5509000	15 Other Conf & Mtg Exp	\$0	\$1,750	\$1,750	\$0	0.00%
Sum of Travel, Meeting, Professional D		\$0	\$6,025	\$6,150	\$125	2.07%
Fixed Charges, Rental, Property Insurance, and Debt Retirement						
5601002	00 MCC Conf Ctr Rental	\$0	\$150	\$150	\$0	0.00%
Sum of Fixed Charges, Rental, Property		\$0	\$150	\$150	\$0	0.00%
Scholarships, Student Activities, and Waivers						
5909000	58 Graduation	\$2,880	\$7,500	\$7,500	\$0	0.00%
Sum of Scholarships, Student Activities,		\$2,880	\$7,500	\$7,500	\$0	0.00%
Net Total for Foundation Supt		\$329,402	\$386,691	\$425,933	\$39,242	10.15%

Dept: 01-8030-501032 Department Name: Marketing & Public Relatn

Salaries

5101001	00 FT Administrative Staff	\$109,926	\$109,926	\$113,113	\$3,187	2.90%
5102001	00 FT Prof/Tech Staff	\$404,979	\$393,667	\$539,612	\$145,945	37.07%
5103002	15 PT Stipends Fall Sprg Sum	\$1,250	\$0	\$0	\$0	#Num!
Sum of Salaries		\$516,155	\$503,593	\$652,725	\$149,132	29.61%

Fringe Benefits

5201001	00 Employer GTL Medical Vision	\$114,721	\$162,807	\$207,060	\$44,253	27.18%
5209000	55 Surs .5% Employer Contribution	\$2,556	\$2,519	\$2,593	\$74	2.94%
Sum of Fringe Benefits		\$117,277	\$165,326	\$209,653	\$44,327	26.81%

Outsourced & Contractual Services

Thru: 6/30/2023

<i>Object</i>	<i>Object Name</i>	<i>FY23 YTD</i>	<i>FY23 Budget</i>	<i>FY24 Budget</i>	<i>\$ Change</i>	<i>% Change</i>
5302000	00 Consultants	\$0	\$10,000	\$10,000	\$0	0.00%
5304000	05 Contractual Services	\$0	\$60,000	\$0	(\$60,000)	-100.00%
5304000	10 Contract Maintenance Services	\$231	\$500	\$500	\$0	0.00%
5306000	00 Office Services	\$0	\$1,200	\$1,200	\$0	0.00%
5309000	20 Other Contractual Services	\$171,991	\$75,000	\$75,000	\$0	0.00%
Sum of Outsourced & Contractual Servi		\$172,222	\$146,700	\$86,700	(\$60,000)	-40.90%
Maintenance, Memberships, and Printing & Postage Supplies						
5401001	00 Office Supplies	\$4,215	\$6,500	\$5,000	(\$1,500)	-23.08%
5401009	05 Supplies MCC Store	\$0	\$5,000	\$2,500	(\$2,500)	-50.00%
5402000	00 Printing	\$15,867	\$0	\$0	\$0	#Num!
5402000	10 Printing - Non-Credit Schedule	\$59,160	\$38,000	\$32,000	(\$6,000)	-15.79%
5402000	15 Printing - College Catalog	\$0	\$15,000	\$15,000	\$0	0.00%
5402000	20 Printing - Non-Credit Division	\$0	\$10,000	\$10,000	\$0	0.00%
5402000	25 Printing-Institutional	\$46,506	\$72,500	\$70,000	(\$2,500)	-3.45%
5404002	00 Computer Software	\$12,635	\$7,500	\$7,500	\$0	0.00%
5404003	00 Postage	\$81,090	\$60,000	\$50,000	(\$10,000)	-16.67%
5406000	00 Publications & Dues	\$1,309	\$1,000	\$1,000	\$0	0.00%
5407000	00 Advertising	\$147,033	\$125,000	\$125,000	\$0	0.00%
5407000	05 Photography Expense	\$13,741	\$27,500	\$25,000	(\$2,500)	-9.09%
Sum of Maintenance, Memberships, and		\$381,555	\$368,000	\$343,000	(\$25,000)	-6.79%
Travel, Meeting, Professional Development, and Recruitment						
5501000	05 Meeting Expense In-District	\$0	\$750	\$750	\$0	0.00%
5502000	05 In District Travel	\$0	\$150	\$150	\$0	0.00%
5502000	10 Out of District Travel	\$0	\$2,000	\$2,200	\$200	10.00%
5509000	15 Other Conf & Mtg Exp	\$155	\$5,500	\$5,500	\$0	0.00%
Sum of Travel, Meeting, Professional D		\$155	\$8,400	\$8,600	\$200	2.38%
Capital Outlay						
5805000	00 Equipment - Office	\$0	\$5,000	\$2,500	(\$2,500)	-50.00%
5809000	00 Other Capital Outlay	\$0	\$6,500	\$0	(\$6,500)	-100.00%
Sum of Capital Outlay		\$0	\$11,500	\$2,500	(\$9,000)	-78.26%
Net Total for Marketing & Public Relat		\$1,187,363	\$1,203,519	\$1,303,178	\$99,659	8.28%

Dept: 01-8040-501036 Department Name: Campus Safety

Salaries

5101001	00 FT Administrative Staff	\$102,900	\$102,900	\$105,884	\$2,984	2.90%
5102001	00 FT Prof/Tech Staff	\$369,252	\$311,447	\$369,440	\$57,993	18.62%
5102002	00 PT Prof/Technical Staff	\$29,222	\$20,868	\$21,478	\$610	2.92%
5106001	10 FT Service Staff	\$48,370	\$46,659	\$48,007	\$1,348	2.89%

Thru: 6/30/2023

<i>Object</i>	<i>Object Name</i>	<i>FY23 YTD</i>	<i>FY23 Budget</i>	<i>FY24 Budget</i>	<i>\$ Change</i>	<i>% Change</i>
Sum of Salaries		\$549,744	\$481,874	\$544,809	\$62,935	13.06%
Fringe Benefits						
5201001	00 Employer GTL Medical Vision	\$184,779	\$203,238	\$188,626	(\$14,612)	-7.19%
5209000	55 Surs .5% Employer Contribution	\$2,563	\$2,408	\$2,723	\$315	13.08%
Sum of Fringe Benefits		\$187,342	\$205,646	\$191,349	(\$14,297)	-6.95%
Outsourced & Contractual Services						
5309000	20 Other Contractual Services	\$28,975	\$40,000	\$40,000	\$0	0.00%
Sum of Outsourced & Contractual Servi		\$28,975	\$40,000	\$40,000	\$0	0.00%
Maintenance, Memberships, and Printing & Postage Supplies						
5401001	00 Office Supplies	\$9,701	\$11,000	\$11,000	\$0	0.00%
5401009	05 Supplies MCC Store	\$510	\$150	\$150	\$0	0.00%
5402000	00 Printing	\$3	\$50	\$50	\$0	0.00%
5404002	00 Computer Software	\$3,634	\$0	\$0	\$0	#Num!
5406000	00 Publications & Dues	\$1,115	\$2,000	\$2,000	\$0	0.00%
5409000	00 Other Materials & Supplies	\$5,475	\$8,000	\$8,000	\$0	0.00%
Sum of Maintenance, Memberships, and		\$20,437	\$21,200	\$21,200	\$0	0.00%
Travel, Meeting, Professional Development, and Recruitment						
5501000	05 Meeting Expense In-District	\$304	\$300	\$300	\$0	0.00%
5502000	05 In District Travel	\$0	\$150	\$150	\$0	0.00%
5502000	10 Out of District Travel	\$0	\$2,000	\$2,000	\$0	0.00%
5509000	15 Other Conf & Mtg Exp	\$985	\$2,000	\$2,000	\$0	0.00%
Sum of Travel, Meeting, Professional D		\$1,289	\$4,450	\$4,450	\$0	0.00%
Utilities						
5705000	00 Telephone	\$0	\$3,036	\$3,060	\$24	0.79%
Sum of Utilities		\$0	\$3,036	\$3,060	\$24	0.79%
Net Total for Campus Safety		\$787,788	\$756,206	\$804,868	\$48,662	6.44%

Dept: 01-8040-503010 Department Name: Human Resources

Salaries

5101001	00 FT Administrative Staff	\$338,815	\$514,301	\$514,537	\$236	0.05%
5102001	00 FT Prof/Tech Staff	\$106,392	\$167,628	\$103,775	(\$63,853)	-38.09%
5103002	15 PT Stipends Fall Sprg Sum	\$0	\$10,000	\$10,300	\$300	3.00%
5106001	00 FT Clerical Staff	\$65,698	\$86,147	\$89,894	\$3,747	4.35%
5109000	60 Sign On Bonus	\$23,750	\$35,000	\$35,000	\$0	0.00%
Sum of Salaries		\$534,655	\$813,076	\$753,506	(\$59,570)	-7.33%

Fringe Benefits

Thru: 6/30/2023

<i>Object</i>	<i>Object Name</i>	<i>FY23 YTD</i>	<i>FY23 Budget</i>	<i>FY24 Budget</i>	<i>\$ Change</i>	<i>% Change</i>
5201001	00 Employer GTL Medical Vision	\$56,695	\$157,901	\$108,348	(\$49,553)	-31.38%
5209000	55 Surs .5% Employer Contribution	\$2,501	\$4,514	\$2,928	(\$1,586)	-35.14%
Sum of Fringe Benefits		\$59,196	\$162,415	\$111,276	(\$51,139)	-31.49%
Outsourced & Contractual Services						
5302000	00 Consultants	\$0	\$15,000	\$15,000	\$0	0.00%
5304000	05 Contractual Services	\$0	\$30,000	\$0	(\$30,000)	-100.00%
5306000	00 Office Services	\$106	\$0	\$0	\$0	#Num!
5309000	20 Other Contractual Services	\$109,218	\$75,000	\$80,000	\$5,000	6.67%
Sum of Outsourced & Contractual Servi		\$109,324	\$120,000	\$95,000	(\$25,000)	-20.83%
Maintenance, Memberships, and Printing & Postage Supplies						
5401001	00 Office Supplies	\$4,397	\$5,000	\$5,000	\$0	0.00%
5401005	00 Accomodation Supplies	\$0	\$1,000	\$1,000	\$0	0.00%
5401009	05 Supplies MCC Store	\$510	\$4,000	\$4,000	\$0	0.00%
5402000	00 Printing	\$138	\$750	\$850	\$100	13.33%
5404002	00 Computer Software	\$53,229	\$10,000	\$10,000	\$0	0.00%
5404002	05 Software Purchases	\$0	\$65,000	\$65,000	\$0	0.00%
5404003	00 Postage	\$0	\$750	\$750	\$0	0.00%
5406000	00 Publications & Dues	\$9,461	\$6,500	\$8,000	\$1,500	23.08%
5406000	10 Periodicals	\$413	\$0	\$0	\$0	#Num!
5409000	00 Other Materials & Supplies	\$9,192	\$11,500	\$11,500	\$0	0.00%
Sum of Maintenance, Memberships, and		\$77,340	\$104,500	\$106,100	\$1,600	1.53%
Travel, Meeting, Professional Development, and Recruitment						
5501000	05 Meeting Expense In-District	\$4,316	\$15,000	\$15,000	\$0	0.00%
5502000	05 In District Travel	\$65	\$500	\$500	\$0	0.00%
5502000	10 Out of District Travel	\$1,247	\$3,500	\$3,500	\$0	0.00%
5504000	00 Recruitment	\$27,158	\$40,000	\$40,000	\$0	0.00%
5504000	10 Recruitment - Background Check	\$13,490	\$5,000	\$5,000	\$0	0.00%
5504000	15 Relocation/Moving Expenses	\$0	\$5,000	\$5,000	\$0	0.00%
5509000	15 Other Conf & Mtg Exp	\$7,427	\$3,000	\$7,000	\$4,000	133.33%
Sum of Travel, Meeting, Professional D		\$53,702	\$72,000	\$76,000	\$4,000	5.56%
Capital Outlay						
5809000	00 Other Capital Outlay	\$0	\$10,000	\$10,000	\$0	0.00%
Sum of Capital Outlay		\$0	\$10,000	\$10,000	\$0	0.00%
Scholarships, Student Activities, and Waivers						
5909001	00 Rewards and Recognition	\$23,631	\$50,000	\$50,000	\$0	0.00%
Sum of Scholarships, Student Activities,		\$23,631	\$50,000	\$50,000	\$0	0.00%
Net Total for Human Resources		\$857,849	\$1,331,991	\$1,201,882	(\$130,109)	-9.77%

Thru: 6/30/2023

<i>Object</i>	<i>Object Name</i>	<i>FY23 YTD</i>	<i>FY23 Budget</i>	<i>FY24 Budget</i>	<i>\$ Change</i>	<i>% Change</i>
---------------	--------------------	-----------------	--------------------	--------------------	------------------	-----------------

Dept: 01-8050-501014 Department Name: Board Of Trustees

Outsourced & Contractual Services

5309000	05 Board Expense	\$3,948	\$10,000	\$10,000	\$0	0.00%
Sum of Outsourced & Contractual Servi		\$3,948	\$10,000	\$10,000	\$0	0.00%

Maintenance, Memberships, and Printing & Postage Supplies

5401001	00 Office Supplies	\$228	\$500	\$250	(\$250)	-50.00%
5402000	00 Printing	\$0	\$250	\$250	\$0	0.00%
5404003	00 Postage	\$68	\$100	\$250	\$150	150.00%
Sum of Maintenance, Memberships, and		\$296	\$850	\$750	(\$100)	-11.76%

Travel, Meeting, Professional Development, and Recruitment

5501000	05 Meeting Expense In-District	\$0	\$500	\$500	\$0	0.00%
5502000	10 Out of District Travel	\$0	\$3,000	\$2,500	(\$500)	-16.67%
5509000	15 Other Conf & Mtg Exp	\$450	\$2,000	\$2,500	\$500	25.00%
Sum of Travel, Meeting, Professional D		\$450	\$5,500	\$5,500	\$0	0.00%

Net Total for Board Of Trustees \$4,695 \$16,350 \$16,250 (\$100) -0.61%

Dept: 01-8060-501015 Department Name: Incident Response

Outsourced & Contractual Services

5309000	20 Other Contractual Services	\$0	\$0	\$0	\$0	#Num!
Sum of Outsourced & Contractual Servi		\$0	\$0	\$0	\$0	#Num!

Net Total for Incident Response \$0 \$0 \$0 \$0 #Num!

Dept: 01-8060-501016 Department Name: General Institutional Exp

Salaries

5101001	00 FT Administrative Staff	\$758	\$0	\$0	\$0	#Num!
5101001	01 FT Admin Vacancy Allowance	\$0	(\$131,008)	(\$243,682)	(\$112,674)	86.01%
5102001	00 FT Prof/Tech Staff	\$498	\$0	\$0	\$0	#Num!
5102001	01 FT Prof Vacancy Allowance	\$0	(\$131,008)	(\$304,603)	(\$173,595)	132.51%
5103002	06 PT Instruct Vacancy Allowance	\$0	(\$262,016)	(\$365,523)	(\$103,507)	39.50%
5106001	01 FT Clerical Vacancy Allowance	\$0	(\$131,008)	(\$304,603)	(\$173,595)	132.51%
5106002	00 PT Clerical Staff	\$313	\$0	\$0	\$0	#Num!
5109000	40 Faculty Tuition Stipend	\$93,000	\$98,000	\$95,000	(\$3,000)	-3.06%
Sum of Salaries		\$94,569	(\$557,040)	(\$1,123,411)	(\$566,371)	101.68%

Fringe Benefits

5201001	00 Employer GTL Medical Vision	\$11,280	(\$1,200,000)	(\$10,285)	\$1,189,715	-99.14%
5207000	05 Tuition Waiver - Admin.	\$4,994	\$3,000	\$5,000	\$2,000	66.67%

Thru: 6/30/2023

<i>Object</i>	<i>Object Name</i>	<i>FY23 YTD</i>	<i>FY23 Budget</i>	<i>FY24 Budget</i>	<i>\$ Change</i>	<i>% Change</i>
5207000	10 Tuition Waiver - Faculty	\$18,323	\$15,500	\$18,000	\$2,500	16.13%
5207000	15 Tuition Waiver - Staff	\$35,338	\$32,500	\$35,000	\$2,500	7.69%
5207000	20 Tuition Waiver - Admin Depend	\$20,900	\$10,000	\$15,000	\$5,000	50.00%
5207000	25 Tuition Waiver - Faculty Depen	\$49,709	\$40,000	\$35,000	(\$5,000)	-12.50%
5207000	30 Tuition Waiver - Staff Depend	\$40,572	\$35,000	\$35,000	\$0	0.00%
5207000	35 Admin Tuition Reimbursement	\$21,789	\$22,500	\$22,500	\$0	0.00%
5207000	40 Faculty Tuition Reimbursement	\$29,420	\$40,000	\$30,000	(\$10,000)	-25.00%
5207000	41 Adjunct Tuition Reimbursement	\$3,624	\$1,500	\$5,000	\$3,500	233.33%
5207000	45 Staff Tuition Reimbursement	\$49,876	\$20,000	\$25,000	\$5,000	25.00%
5209000	55 Surs .5% Employer Contribution	\$6	(\$3,275)	\$78,450	\$81,725	-2495.42%
5209000	60 Surs Federal Grant Obligation	\$487	\$0	\$0	\$0	#Num!
5209000	65 Surs Penalties	\$171,263	\$25,000	\$25,000	\$0	0.00%
5299900	00 Compensated Absences	\$96,733	\$20,000	\$20,000	\$0	0.00%
5299900	50 State Allocated SURS	\$0	\$22,500,000	\$22,500,000	\$0	0.00%
Sum of Fringe Benefits		\$554,315	\$21,561,725	\$22,838,665	\$1,276,940	5.92%
Outsourced & Contractual Services						
5302000	00 Consultants	\$0	\$35,000	\$30,000	(\$5,000)	-14.29%
5304000	10 Contract Maintenance Services	\$0	\$10,000	\$5,000	(\$5,000)	-50.00%
5305000	05 Legal Notices	\$1,024	\$1,200	\$1,000	(\$200)	-16.67%
5305000	10 Legal Retainer	\$102,545	\$125,000	\$125,000	\$0	0.00%
5309000	10 Insurance Consultant	\$0	\$5,000	\$5,000	\$0	0.00%
5309000	20 Other Contractual Services	\$25,365	\$15,000	\$15,000	\$0	0.00%
5309000	21 Cont Service Offset Allowance	\$0	(\$300,000)	(\$300,000)	\$0	0.00%
Sum of Outsourced & Contractual Servi		\$128,935	(\$108,800)	(\$119,000)	(\$10,200)	9.38%
Maintenance, Memberships, and Printing & Postage Supplies						
5401001	00 Office Supplies	\$141,046	\$20,000	\$20,000	\$0	0.00%
5401001	01 Supplies Offset Allowance	\$0	(\$200,000)	(\$200,000)	\$0	0.00%
5402000	00 Printing	\$55	\$50	\$60	\$10	20.00%
5404002	00 Computer Software	\$9,121	\$10,000	\$10,000	\$0	0.00%
5404009	00 Accounts Payable Discount	(\$63)	\$0	\$0	\$0	#Num!
5406000	00 Publications & Dues	\$60,180	\$45,000	\$45,000	\$0	0.00%
5408000	05 Food Purchases	\$0	\$1,000	\$1,000	\$0	0.00%
5409000	00 Other Materials & Supplies	\$10,272	\$0	\$10,000	\$10,000	#Div/0!
Sum of Maintenance, Memberships, and		\$220,611	(\$123,950)	(\$113,940)	\$10,010	-8.08%
Travel, Meeting, Professional Development, and Recruitment						
5501000	05 Meeting Expense In-District	\$5,075	\$5,000	\$5,000	\$0	0.00%
5501000	10 Chamber Meeting Expense In-Dis	\$0	\$1,250	\$1,250	\$0	0.00%
5502000	10 Out of District Travel	\$11,883	\$27,500	\$25,000	(\$2,500)	-9.09%
5502000	11 Travel Offset Allowance	\$0	(\$50,000)	(\$50,000)	\$0	0.00%
5509000	15 Other Conf & Mtg Exp	\$500	\$0	\$0	\$0	#Num!

Thru: 6/30/2023

<i>Object</i>	<i>Object Name</i>	<i>FY23 YTD</i>	<i>FY23 Budget</i>	<i>FY24 Budget</i>	<i>\$ Change</i>	<i>% Change</i>
Sum of Travel, Meeting, Professional D		\$17,457	(\$16,250)	(\$18,750)	(\$2,500)	15.38%
Fixed Charges, Rental, Property Insurance, and Debt Retirement						
5602000	00 Rental - Equipment	\$6,400	\$0	\$5,000	\$5,000	#Div/0!
5606000	00 Lease Principal Retirements	\$852,041	\$1,000,000	\$1,000,000	\$0	0.00%
5609000	10 Existing Computer Leases	\$105,570	\$50,000	\$50,000	\$0	0.00%
5609000	40 New Computer Leases	\$0	\$0	\$0	\$0	#Num!
5609000	50 Bond Principal	\$235,000	\$235,000	\$240,000	\$5,000	2.13%
5609000	55 Interest Expense	\$49,861	\$26,789	\$21,671	(\$5,118)	-19.10%
5609000	60 General Insurance	\$185,234	\$150,043	\$162,046	\$12,003	8.00%
5609000	62 Late Charges -Credit Cards	\$273	\$0	\$200	\$200	#Div/0!
5609000	65 Insurance Deductables	\$0	\$20,000	\$20,000	\$0	0.00%
5609002	00 Interest Expense-Leases	\$43,110	\$0	\$22,000	\$22,000	#Div/0!
Sum of Fixed Charges, Rental, Property		\$1,477,489	\$1,481,832	\$1,520,917	\$39,085	2.64%
Utilities						
5705000	00 Telephone	\$11,886	\$35,000	\$20,000	(\$15,000)	-42.86%
Sum of Utilities		\$11,886	\$35,000	\$20,000	(\$15,000)	-42.86%
Capital Outlay						
5805000	00 Equipment - Office	\$0	\$40,000	\$40,000	\$0	0.00%
5809000	60 Building Improvements	\$0	\$40,000	\$40,000	\$0	0.00%
Sum of Capital Outlay		\$0	\$80,000	\$80,000	\$0	0.00%
Scholarships, Student Activities, and Waivers						
5904000	25 Bad Debt Expenses	\$1,200,284	\$145,000	\$150,000	\$5,000	3.45%
5909000	00 Other Expenditures	\$2,138	\$10,000	\$10,000	\$0	0.00%
5909000	02 Tuition Waivers Institutional	\$102,637	\$50,000	\$65,000	\$15,000	30.00%
5909000	04 Tuition Waivers Student Life	\$148,254	\$180,000	\$150,000	(\$30,000)	-16.67%
5909000	07 Tuition Waivers Senior Citizen	\$76,879	\$65,000	\$70,000	\$5,000	7.69%
5909000	08 Tuition Waivers Culinary Mgmt	\$0	\$5,000	\$5,000	\$0	0.00%
5909000	15 Participation Stipend	\$1,991	\$0	\$2,500	\$2,500	#Div/0!
5909000	46 Services Charges Bonds	\$475	\$0	\$0	\$0	#Num!
5909000	54 Perm Art Collection	\$5,172	\$6,500	\$14,000	\$7,500	115.38%
5909000	70 Corporate Sponsorships	\$13,720	\$10,000	\$10,000	\$0	0.00%
5909000	80 Tax Abatements	\$695	\$1,000	\$1,000	\$0	0.00%
5909000	85 Real Estate Taxes	\$13,130	\$0	\$0	\$0	#Num!
5909000	90 Bank/Credit Crd/Higher One Fee	\$214,374	\$255,000	\$225,000	(\$30,000)	-11.76%
5909002	00 Indirect Costs Allocation	(\$65,012)	(\$30,000)	(\$10,000)	\$20,000	-66.67%
Sum of Scholarships, Student Activities,		\$1,714,737	\$697,500	\$692,500	(\$5,000)	-0.72%
Contingency						
6000000	05 Contingency Institution	\$0	\$100,000	\$100,000	\$0	0.00%

Thru: 6/30/2023

<i>Object</i>	<i>Object Name</i>	<i>FY23 YTD</i>	<i>FY23 Budget</i>	<i>FY24 Budget</i>	<i>\$ Change</i>	<i>% Change</i>
Sum of Contingency		\$0	\$100,000	\$100,000	\$0	0.00%
Interfund Transfer Out						
7102000	10 Transfer To Aux Fund	\$230,279	\$230,279	\$550,000	\$319,721	138.84%
7102000	30 Transfer to fund			\$300,000		
7102000	50 Transfer	\$300,000	\$300,000	\$0	(\$300,000)	-100.00%
Sum of Interfund Transfer Out		\$530,279	\$530,279	\$850,000	\$319,721	60.29%
Net Total for General Institutional Exp		\$4,750,279	\$23,680,296	\$24,726,981	\$1,046,685	4.42%

Dept: 01-8060-501024 Department Name: Institutional Sch

Salaries

5106002	00 PT Clerical Staff	\$24,623	\$27,717	\$28,526	\$809	2.92%
Sum of Salaries		\$24,623	\$27,717	\$28,526	\$809	2.92%

Fringe Benefits

5209000	55 Surs .5% Employer Contribution	\$0	\$139	\$143	\$4	2.88%
Sum of Fringe Benefits		\$0	\$139	\$143	\$4	2.88%

Net Total for Institutional Sch		\$24,623	\$27,856	\$28,669	\$813	2.92%
--	--	----------	----------	----------	-------	-------

Dept: 01-8060-503025 Department Name: Employee Health Ins

Fringe Benefits

5201000	05 Cobra Administration	\$740	\$1,500	\$1,500	\$0	0.00%
5201001	40 Employee Medical Claims Hospit	\$1,887,926	\$1,750,000	\$1,500,000	(\$250,000)	-14.29%
5201001	45 Employee Medical Claims Doctor	\$1,469,987	\$1,500,000	\$1,400,000	(\$100,000)	-6.67%
5201001	50 Employee Medical Claims Prescr	\$1,030,485	\$1,250,000	\$1,000,000	(\$250,000)	-20.00%
5201001	55 Cobra Medical Claims Hospital	\$0	\$10,000	\$10,000	\$0	0.00%
5201001	60 Cobra Medical Claims Doctor	\$0	\$10,000	\$10,000	\$0	0.00%
5201001	65 Cobra Medical Claims Prescript	\$0	\$7,500	\$7,500	\$0	0.00%
5201001	70 Medical Insurance Administrati	\$203,851	\$265,000	\$220,000	(\$45,000)	-16.98%
5201001	75 Medical Insurance Access Fee	\$288,734	\$150,000	\$150,000	\$0	0.00%
5201001	80 Medical Insurance Prescription	(\$283,846)	(\$100,000)	(\$130,000)	(\$30,000)	30.00%
5201001	85 Medical Insurance Stop Loss Ag	\$789	\$500	\$500	\$0	0.00%
5201001	90 Medical Insurance Stop Loss In	\$291,139	\$200,000	\$200,000	\$0	0.00%
5201001	95 Medical Insurance Stop Loss Re	\$0	(\$100,000)	(\$50,000)	\$50,000	-50.00%
5201002	00 Dental	\$193,732	\$250,000	\$250,000	\$0	0.00%
5201002	05 Dental Insurance Administratio	\$11,212	\$15,000	\$15,000	\$0	0.00%
5201003	00 Vision	\$100,956	\$100,000	\$100,000	\$0	0.00%
5201004	00 Group Life Insurance	\$29,243	\$40,000	\$20,000	(\$20,000)	-50.00%
5201005	00 Long Term Disability	\$944	\$0	\$0	\$0	#Num!
5209000	01 Flexible Spending Admin Exp	\$5,378	\$8,000	\$8,000	\$0	0.00%
5209000	05 Employee Assistance Program	\$6,180	\$7,500	\$7,500	\$0	0.00%

Thru: 6/30/2023

<i>Object</i>	<i>Object Name</i>	<i>FY23 YTD</i>	<i>FY23 Budget</i>	<i>FY24 Budget</i>	<i>\$ Change</i>	<i>% Change</i>
5209000	08 Wellness Benefits	\$0	\$10,000	\$10,000	\$0	0.00%
Sum of Fringe Benefits		\$5,237,448	\$5,375,000	\$4,730,000	(\$645,000)	-12.00%
Net Total for Employee Health Ins		\$5,237,448	\$5,375,000	\$4,730,000	(\$645,000)	-12.00%

Dept: 01-8070-506010 Department Name: Institutional Advancement

Salaries

5101001	00 FT Administrative Staff	\$197,707	\$168,756	\$173,650	\$4,894	2.90%
5102001	00 FT Prof/Tech Staff	\$59,972	\$59,223	\$110,855	\$51,632	87.18%
Sum of Salaries		\$257,679	\$227,979	\$284,505	\$56,526	24.79%

Fringe Benefits

5201001	00 Employer GTL Medical Vision	\$51,299	\$50,480	\$110,513	\$60,033	118.92%
5209000	55 Surs .5% Employer Contribution	\$1,259	\$1,140	\$1,173	\$33	2.89%
Sum of Fringe Benefits		\$52,558	\$51,620	\$111,686	\$60,066	116.36%

Outsourced & Contractual Services

5302000	00 Consultants	\$4,167	\$20,000	\$12,500	(\$7,500)	-37.50%
5304000	05 Contractual Services	\$14,974	\$10,000	\$15,000	\$5,000	50.00%
5309000	20 Other Contractual Services	\$13,078	\$10,500	\$12,500	\$2,000	19.05%
Sum of Outsourced & Contractual Servi		\$32,219	\$40,500	\$40,000	(\$500)	-1.23%

Maintenance, Memberships, and Printing & Postage Supplies

5401001	00 Office Supplies	\$3,078	\$2,750	\$2,500	(\$250)	-9.09%
5401009	00 IT Technology Supplies	\$1,300	\$0	\$0	\$0	#Num!
5401009	05 Supplies MCC Store	\$393	\$1,500	\$1,000	(\$500)	-33.33%
5402000	00 Printing	\$5,816	\$5,000	\$5,000	\$0	0.00%
5404002	00 Computer Software	\$41	\$1,500	\$1,000	(\$500)	-33.33%
5406000	00 Publications & Dues	\$1,514	\$2,500	\$2,000	(\$500)	-20.00%
5408000	05 Food Purchases	\$29,369	\$20,000	\$22,500	\$2,500	12.50%
5409000	00 Other Materials & Supplies	\$1,971	\$1,000	\$1,000	\$0	0.00%
Sum of Maintenance, Memberships, and		\$43,483	\$34,250	\$35,000	\$750	2.19%

Travel, Meeting, Professional Development, and Recruitment

5501000	05 Meeting Expense In-District	\$14,874	\$4,500	\$5,000	\$500	11.11%
5502000	05 In District Travel	\$33	\$500	\$2,500	\$2,000	400.00%
5502000	10 Out of District Travel	\$852	\$10,000	\$2,500	(\$7,500)	-75.00%
5509000	15 Other Conf & Mtg Exp	\$9,511	\$13,750	\$5,000	(\$8,750)	-63.64%
Sum of Travel, Meeting, Professional D		\$25,270	\$28,750	\$15,000	(\$13,750)	-47.83%

Scholarships, Student Activities, and Waivers

5909000	70 Corporate Sponsorships	\$5,308	\$5,000	\$5,000	\$0	0.00%
Sum of Scholarships, Student Activities,		\$5,308	\$5,000	\$5,000	\$0	0.00%

Thru: 6/30/2023

<i>Object</i>	<i>Object Name</i>	<i>FY23 YTD</i>	<i>FY23 Budget</i>	<i>FY24 Budget</i>	<i>\$ Change</i>	<i>% Change</i>
Net Total for Institutional Advancemen		\$416,517	\$388,099	\$491,191	\$103,092	26.56%

Dept: 01-8070-506012 Department Name: Institutional Advancement AQIP

Maintenance, Memberships, and Printing & Postage Supplies

5406000	00 Publications & Dues	\$7,640	\$7,200	\$7,500	\$300	4.17%
Sum of Maintenance, Memberships, and		\$7,640	\$7,200	\$7,500	\$300	4.17%
Net Total for Institutional Advancemen		\$7,640	\$7,200	\$7,500	\$300	4.17%

Dept: 01-8070-506015 Department Name: Institutional Research

Salaries

5101001	00 FT Administrative Staff	\$89,754	\$106,864	\$108,045	\$1,181	1.11%
5102001	00 FT Prof/Tech Staff	\$121,094	\$126,225	\$132,777	\$6,552	5.19%
Sum of Salaries		\$210,848	\$233,089	\$240,822	\$7,733	3.32%

Fringe Benefits

5201001	00 Employer GTL Medical Vision	\$57,081	\$38,754	\$66,293	\$27,539	71.06%
5209000	55 Surs .5% Employer Contribution	\$1,045	\$1,165	\$1,203	\$38	3.26%
Sum of Fringe Benefits		\$58,126	\$39,919	\$67,496	\$27,577	69.08%

Outsourced & Contractual Services

5309000	20 Other Contractual Services	\$21,125	\$10,000	\$20,000	\$10,000	100.00%
Sum of Outsourced & Contractual Servi		\$21,125	\$10,000	\$20,000	\$10,000	100.00%

Maintenance, Memberships, and Printing & Postage Supplies

5401001	00 Office Supplies	\$44	\$500	\$300	(\$200)	-40.00%
5402000	00 Printing	\$4	\$20	\$20	\$0	0.00%
5404002	00 Computer Software	\$0	\$500	\$0	(\$500)	-100.00%
5406000	00 Publications & Dues	\$389	\$150	\$600	\$450	300.00%
Sum of Maintenance, Memberships, and		\$437	\$1,170	\$920	(\$250)	-21.37%

Travel, Meeting, Professional Development, and Recruitment

5502000	10 Out of District Travel	\$123	\$675	\$500	(\$175)	-25.93%
5509000	15 Other Conf & Mtg Exp	\$0	\$300	\$1,600	\$1,300	433.33%
Sum of Travel, Meeting, Professional D		\$123	\$975	\$2,100	\$1,125	115.38%

Net Total for Institutional Research		\$290,659	\$285,153	\$331,338	\$46,185	16.20%
---	--	-----------	-----------	-----------	----------	--------

Dept: 01-8080-504010 Department Name: Information Technology

Salaries

5101001	00 FT Administrative Staff	\$174,930	\$274,930	\$180,003	(\$94,927)	-34.53%
5102001	00 FT Prof/Tech Staff	\$95,041	\$161,888	\$212,912	\$51,024	31.52%

Thru: 6/30/2023

<i>Object</i>	<i>Object Name</i>	<i>FY23 YTD</i>	<i>FY23 Budget</i>	<i>FY24 Budget</i>	<i>\$ Change</i>	<i>% Change</i>
Sum of Salaries		\$269,971	\$436,818	\$392,915	(\$43,903)	-10.05%
Fringe Benefits						
5201001	00 Employer GTL Medical Vision	\$19,700	\$45,639	\$49,150	\$3,511	7.69%
5209000	55 Surs .5% Employer Contribution	\$1,349	\$2,185	\$1,302	(\$883)	-40.40%
Sum of Fringe Benefits		\$21,049	\$47,823	\$50,452	\$2,629	5.50%
Outsourced & Contractual Services						
5302000	00 Consultants	\$22,714	\$225,440	\$50,000	(\$175,440)	-77.82%
5309000	20 Other Contractual Services	\$120	\$1,188	\$0	(\$1,188)	-100.00%
Sum of Outsourced & Contractual Servi		\$22,834	\$226,628	\$50,000	(\$176,628)	-77.94%
Maintenance, Memberships, and Printing & Postage Supplies						
5401001	00 Office Supplies	\$5,468	\$5,000	\$5,000	\$0	0.00%
5401009	00 IT Technology Supplies	\$1,652	\$0	\$0	\$0	#Num!
5401009	05 Supplies MCC Store	\$4	\$0	\$0	\$0	#Num!
5402000	00 Printing	\$93	\$0	\$0	\$0	#Num!
5404002	00 Computer Software	\$936	\$0	\$0	\$0	#Num!
5406000	00 Publications & Dues	\$4,449	\$2,170	\$2,200	\$30	1.38%
Sum of Maintenance, Memberships, and		\$12,602	\$7,170	\$7,200	\$30	0.42%
Travel, Meeting, Professional Development, and Recruitment						
5501000	05 Meeting Expense In-District	\$0	\$22	\$0	(\$22)	-100.00%
5502000	05 In District Travel	\$0	\$22	\$0	(\$22)	-100.00%
5502000	10 Out of District Travel	\$0	\$100	\$0	(\$100)	-100.00%
5509000	15 Other Conf & Mtg Exp	\$0	\$500	\$500	\$0	0.00%
Sum of Travel, Meeting, Professional D		\$0	\$644	\$500	(\$144)	-22.36%
Capital Outlay						
5805000	00 Equipment - Office	\$0	\$7,500	\$7,500	\$0	0.00%
Sum of Capital Outlay		\$0	\$7,500	\$7,500	\$0	0.00%
Net Total for Information Technology		\$326,456	\$726,583	\$508,567	(\$218,016)	-30.01%

Dept: 01-8080-504015 Department Name: DevOps Services

Salaries

5101001	00 FT Administrative Staff	\$53,846	\$0	\$102,900	\$102,900	#Div/0!
5102001	00 FT Prof/Tech Staff	\$346,120	\$485,451	\$324,842	(\$160,609)	-33.08%
Sum of Salaries		\$399,966	\$485,451	\$427,742	(\$57,709)	-11.89%

Fringe Benefits

5201001	00 Employer GTL Medical Vision	\$70,658	\$129,725	\$70,788	(\$58,937)	-45.43%
5209000	55 Surs .5% Employer Contribution	\$2,031	\$2,429	\$2,139	(\$290)	-11.95%

Thru: 6/30/2023

<i>Object</i>	<i>Object Name</i>	<i>FY23 YTD</i>	<i>FY23 Budget</i>	<i>FY24 Budget</i>	<i>\$ Change</i>	<i>% Change</i>
Sum of Fringe Benefits						
		\$72,689	\$132,154	\$72,927	(\$59,227)	-44.82%
Outsourced & Contractual Services						
5302000	00 Consultants			\$175,000		
5304000	10 Contract Maintenance Services	\$417,696	\$424,567	\$421,545	(\$3,022)	-0.71%
5309000	20 Other Contractual Services	\$665,629	\$336,000	\$388,310	\$52,310	15.57%
Sum of Outsourced & Contractual Servi						
		\$1,083,325	\$760,567	\$984,855	\$224,288	29.49%
Maintenance, Memberships, and Printing & Postage Supplies						
5401001	00 Office Supplies	(\$115)	\$0	\$5,000	\$5,000	#Div/0!
5404002	00 Computer Software	\$108,335	\$107,089	\$106,890	(\$199)	-0.19%
Sum of Maintenance, Memberships, and						
		\$108,220	\$107,089	\$111,890	\$4,801	4.48%
Travel, Meeting, Professional Development, and Recruitment						
5509000	15 Other Conf & Mtg Exp	\$6,800	\$0	\$0	\$0	#Num!
Sum of Travel, Meeting, Professional D						
		\$6,800	\$0	\$0	\$0	#Num!
Net Total for DevOps Services		\$1,670,999	\$1,485,261	\$1,597,414	\$112,153	7.55%

Dept: 01-8080-504020 Department Name: Infrastructure and Security

Salaries

5101001	00 FT Administrative Staff	\$126,926	\$126,926	\$130,607	\$3,681	2.90%
5102001	00 FT Prof/Tech Staff	\$352,777	\$260,036	\$382,271	\$122,235	47.01%
Sum of Salaries						
		\$479,703	\$386,962	\$512,878	\$125,916	32.54%

Fringe Benefits

5201001	00 Employer GTL Medical Vision	\$77,940	\$67,130	\$98,206	\$31,076	46.29%
5209000	55 Surs .5% Employer Contribution	\$2,407	\$1,934	\$2,564	\$630	32.56%
Sum of Fringe Benefits						
		\$80,348	\$69,065	\$100,770	\$31,705	45.91%

Outsourced & Contractual Services

5302000	00 Consultants	\$2,950	\$30,000	\$30,000	\$0	0.00%
5304000	10 Contract Maintenance Services	\$94,718	\$233,006	\$191,461	(\$41,545)	-17.83%
5309000	20 Other Contractual Services	\$193,940	\$142,000	\$349,102	\$207,102	145.85%
Sum of Outsourced & Contractual Servi						
		\$291,608	\$405,006	\$570,563	\$165,557	40.88%

Maintenance, Memberships, and Printing & Postage Supplies

5401001	00 Office Supplies	\$46,747	\$46,875	\$64,875	\$18,000	38.40%
5401009	00 IT Technology Supplies	\$15,586	\$0	\$0	\$0	#Num!
5401009	05 Supplies MCC Store	\$48	\$300	\$300	\$0	0.00%
5404002	00 Computer Software	\$392,938	\$414,874	\$474,075	\$59,201	14.27%
5406000	00 Publications & Dues	\$320	\$500	\$500	\$0	0.00%
Sum of Maintenance, Memberships, and						
		\$455,638	\$462,549	\$539,750	\$77,201	16.69%

Thru: 6/30/2023

<i>Object</i>	<i>Object Name</i>	<i>FY23 YTD</i>	<i>FY23 Budget</i>	<i>FY24 Budget</i>	<i>\$ Change</i>	<i>% Change</i>
Travel, Meeting, Professional Development, and Recruitment						
5502000	05 In District Travel	\$190	\$216	\$216	\$0	0.00%
5502000	10 Out of District Travel	\$0	\$3,262	\$3,262	\$0	0.00%
5509000	15 Other Conf & Mtg Exp	\$21,013	\$43,100	\$43,100	\$0	0.00%
Sum of Travel, Meeting, Professional D		\$21,203	\$46,578	\$46,578	\$0	0.00%
Utilities						
5705000	00 Telephone	\$124,571	\$154,639	\$154,220	(\$419)	-0.27%
Sum of Utilities		\$124,571	\$154,639	\$154,220	(\$419)	-0.27%
Capital Outlay						
5805000	00 Equipment - Office	\$5,374	\$146,000	\$56,000	(\$90,000)	-61.64%
Sum of Capital Outlay		\$5,374	\$146,000	\$56,000	(\$90,000)	-61.64%
Net Total for Infrastructure and Securi		\$1,458,444	\$1,670,799	\$1,980,759	\$309,960	18.55%
Dept: 01-8080-504030 Department Name: Classroom Architecture and Project M						
Salaries						
5101001	00 FT Administrative Staff	\$92,308	\$100,000	\$102,900	\$2,900	2.90%
5102001	00 FT Prof/Tech Staff	\$529,347	\$599,597	\$642,081	\$42,484	7.09%
5106001	00 FT Clerical Staff	\$108,804	\$104,940	\$108,021	\$3,081	2.94%
5108000	15 Student Employees - WSI	\$0	\$45,000	\$0	(\$45,000)	-100.00%
Sum of Salaries		\$730,458	\$849,537	\$853,002	\$3,465	0.41%
Fringe Benefits						
5201001	00 Employer GTL Medical Vision	\$186,090	\$246,351	\$213,544	(\$32,807)	-13.32%
5209000	55 Surs .5% Employer Contribution	\$3,568	\$4,023	\$4,265	\$242	6.02%
Sum of Fringe Benefits		\$189,658	\$250,373	\$217,809	(\$32,564)	-13.01%
Outsourced & Contractual Services						
5304000	10 Contract Maintenance Services	\$117,224	\$137,748	\$151,000	\$13,252	9.62%
5309000	20 Other Contractual Services	\$117,702	\$160,123	\$175,123	\$15,000	9.37%
Sum of Outsourced & Contractual Servi		\$234,926	\$297,871	\$326,123	\$28,252	9.48%
Maintenance, Memberships, and Printing & Postage Supplies						
5401001	00 Office Supplies	\$71,789	\$50,000	\$50,000	\$0	0.00%
5401009	00 IT Technology Supplies	\$31,528	\$0	\$0	\$0	#Num!
5401009	05 Supplies MCC Store	\$80	\$50	\$100	\$50	100.00%
5402000	00 Printing	\$8	\$0	\$0	\$0	#Num!
5404002	00 Computer Software	\$255,053	\$169,000	\$177,000	\$8,000	4.73%
Sum of Maintenance, Memberships, and		\$358,457	\$219,050	\$227,100	\$8,050	3.67%
Travel, Meeting, Professional Development, and Recruitment						

Thru: 6/30/2023

<i>Object</i>	<i>Object Name</i>	<i>FY23 YTD</i>	<i>FY23 Budget</i>	<i>FY24 Budget</i>	<i>\$ Change</i>	<i>% Change</i>
5502000	05 In District Travel	\$330	\$90	\$90	\$0	0.00%
5509000	15 Other Conf & Mtg Exp	\$750	\$500	\$500	\$0	0.00%
Sum of Travel, Meeting, Professional D		\$1,080	\$590	\$590	\$0	0.00%
Utilities						
5705000	00 Telephone	\$45,940	\$60,000	\$60,000	\$0	0.00%
Sum of Utilities		\$45,940	\$60,000	\$60,000	\$0	0.00%
Capital Outlay						
5809000	00 Other Capital Outlay	\$0	\$80,000	\$80,000	\$0	0.00%
Sum of Capital Outlay		\$0	\$80,000	\$80,000	\$0	0.00%
Net Total for Classroom Architecture a		\$1,560,520	\$1,757,421	\$1,764,624	\$7,203	0.41%
Dept: 01-8090-000000 Department Name: General						
Scholarships, Student Activities, and Waivers						
5904000	05 Financial Charges/Adjustments	\$5,862	\$10,000	\$10,000	\$0	0.00%
5904000	10 Fee Loss/Uncollectable	\$8,299	\$1,000	\$1,000	\$0	0.00%
5904000	30 Debt Forgiveness	\$5,872	\$2,500	\$2,500	\$0	0.00%
Sum of Scholarships, Student Activities,		\$20,032	\$13,500	\$13,500	\$0	0.00%
Net Total for General		\$20,032	\$13,500	\$13,500	\$0	0.00%
Dept: 01-9010-000000 Department Name: General						
Fringe Benefits						
5299900	50 State Allocated SURS	\$39,110	\$0	\$0	\$0	#Num!
Sum of Fringe Benefits		\$39,110	\$0	\$0	\$0	#Num!
Net Total for General		\$39,110	\$0	\$0	\$0	#Num!
Dept: 01-9030-000000 Department Name: General						
Scholarships, Student Activities, and Waivers						
5901003	20 Waiver - Except. to refund Pol	\$172,638	\$80,000	\$125,000	\$45,000	56.25%
Sum of Scholarships, Student Activities,		\$172,638	\$80,000	\$125,000	\$45,000	56.25%
Net Total for General		\$172,638	\$80,000	\$125,000	\$45,000	56.25%
Net Surplus/(Deficit) of Education		\$356,207	\$1,082,859	\$4,692,162	\$3,609,303	333.31%

Thru: 6/30/2023

<i>Object</i>	<i>Object Name</i>	<i>FY23 YTD</i>	<i>FY23 Budget</i>	<i>FY24 Budget</i>	<i>\$ Change</i>	<i>% Change</i>
Fund 02 Operations and Maintenance						
<i>Dept: 02-0000-000000 Department Name: General</i>						
Local Governmental Sources						
4101001	05 Real Estate Taxes	\$2,350,995	\$2,355,204	\$2,355,204	\$0	0.00%
4103500	00 CPPRT	\$439,561	\$390,870	\$292,744	(\$98,126)	-25.10%
Sum of Local Governmental Sources		\$2,790,556	\$2,746,074	\$2,647,948	(\$98,126)	-3.57%
State Governmental Sources						
4201001	00 Base Operating Grants	\$873,172	\$873,171	\$1,197,436	\$324,265	37.14%
Sum of State Governmental Sources		\$873,172	\$873,171	\$1,197,436	\$324,265	37.14%
Student Tuition & Fees						
4401001	00 Tuition-In District	\$1,505,804	\$1,520,542	\$1,624,632	\$104,090	6.85%
4401002	00 Tuition-Out of District	\$33,440	\$27,976	\$29,230	\$1,254	4.48%
4401003	00 Tuition-Out of State	\$3,255	\$4,428	\$4,626	\$198	4.47%
4401004	00 Tuition-International Students	\$4,207	\$901	\$941	\$40	4.44%
Sum of Student Tuition & Fees		\$1,546,707	\$1,553,847	\$1,659,429	\$105,582	6.79%
Investment Revenue						
4709000	06 Change in Fair Value of Invest	\$1,283	\$11,616	\$16,559	\$4,943	42.55%
4709000	07 Investment Transaction Fees	(\$1,679)	(\$992)	(\$989)	\$3	-0.30%
Sum of Investment Revenue		(\$396)	\$10,624	\$15,570	\$4,946	46.55%
Other Revenue						
4901001	00 Campus Safety Court Fees/Fines	\$158	\$1,000	\$1,000	\$0	0.00%
4909000	50 Other Misc Income	\$125,040	\$35,000	\$35,000	\$0	0.00%
Sum of Other Revenue		\$125,198	\$36,000	\$36,000	\$0	0.00%
Net Total for General		\$5,335,238	\$5,219,716	\$5,556,383	\$336,667	6.45%

Dept: 02-7010-505015 Department Name: Building Maintn

Salaries

5102001	00 FT Prof/Tech Staff	\$189,542	\$306,250	\$261,675	(\$44,575)	-14.56%
5102002	00 PT Prof/Technical Staff	\$63,019	\$34,579	\$86,095	\$51,516	148.98%
5107001	00 FT Maintenance	\$75,798	\$0	\$0	\$0	#Num!
Sum of Salaries		\$328,358	\$340,829	\$347,770	\$6,941	2.04%

Fringe Benefits

5201001	00 Employer GTL Medical Vision	\$64,811	\$77,806	\$79,025	\$1,219	1.57%
5209000	55 Surs .5% Employer Contribution	\$1,455	\$1,704	\$1,343	(\$361)	-21.19%
Sum of Fringe Benefits		\$66,265	\$79,510	\$80,368	\$858	1.08%

Thru: 6/30/2023

<i>Object</i>	<i>Object Name</i>	<i>FY23 YTD</i>	<i>FY23 Budget</i>	<i>FY24 Budget</i>	<i>\$ Change</i>	<i>% Change</i>
Outsourced & Contractual Services						
5304000	10 Contract Maintenance Services	\$253,162	\$208,000	\$208,000	\$0	0.00%
5309000	20 Other Contractual Services	\$11,427	\$0	\$0	\$0	#Num!
Sum of Outsourced & Contractual Servi		\$264,589	\$208,000	\$208,000	\$0	0.00%
Maintenance, Memberships, and Printing & Postage Supplies						
5401001	00 Office Supplies	\$2,752	\$2,500	\$2,500	\$0	0.00%
5401009	00 IT Technology Supplies	\$62	\$0	\$0	\$0	#Num!
5401009	05 Supplies MCC Store	\$41	\$90	\$90	\$0	0.00%
5402000	00 Printing	\$153	\$100	\$100	\$0	0.00%
5404002	00 Computer Software	\$19,694	\$10,000	\$10,000	\$0	0.00%
5404003	00 Postage	\$0	\$45	\$50	\$5	11.11%
5404004	00 Repair Materials & Supplies	\$408,512	\$262,000	\$262,000	\$0	0.00%
5406000	00 Publications & Dues	\$1,719	\$1,200	\$1,200	\$0	0.00%
5409000	00 Other Materials & Supplies	\$5,648	\$0	\$0	\$0	#Num!
Sum of Maintenance, Memberships, and		\$438,581	\$275,935	\$275,940	\$5	0.00%
Travel, Meeting, Professional Development, and Recruitment						
5501000	05 Meeting Expense In-District	\$456	\$200	\$200	\$0	0.00%
5502000	05 In District Travel	\$0	\$135	\$135	\$0	0.00%
5502000	10 Out of District Travel	\$0	\$825	\$825	\$0	0.00%
5509000	15 Other Conf & Mtg Exp	\$425	\$400	\$400	\$0	0.00%
Sum of Travel, Meeting, Professional D		\$880	\$1,560	\$1,560	\$0	0.00%
Fixed Charges, Rental, Property Insurance, and Debt Retirement						
5602000	00 Rental - Equipment	\$5,360	\$10,000	\$10,000	\$0	0.00%
Sum of Fixed Charges, Rental, Property		\$5,360	\$10,000	\$10,000	\$0	0.00%
Net Total for Building Maintn		\$1,104,034	\$915,834	\$923,638	\$7,804	0.85%

Dept: 02-7010-505060 Department Name: I.S.E.S.

Outsourced & Contractual Services						
5309000	20 Other Contractual Services	\$2,985	\$26,000	\$0	(\$26,000)	-100.00%
Sum of Outsourced & Contractual Servi		\$2,985	\$26,000	\$0	(\$26,000)	-100.00%
Maintenance, Memberships, and Printing & Postage Supplies						
5404004	00 Repair Materials & Supplies	\$0	\$35,000	\$0	(\$35,000)	-100.00%
Sum of Maintenance, Memberships, and		\$0	\$35,000	\$0	(\$35,000)	-100.00%
Capital Outlay						
5807000	05 Repl Equip - Service	\$0	\$600,000	\$0	(\$600,000)	-100.00%
5809000	07 Architectual Services	\$13,580	\$65,000	\$0	(\$65,000)	-100.00%

Thru: 6/30/2023

<i>Object</i>	<i>Object Name</i>	<i>FY23 YTD</i>	<i>FY23 Budget</i>	<i>FY24 Budget</i>	<i>\$ Change</i>	<i>% Change</i>
	Sum of Capital Outlay	\$13,580	\$665,000	\$0	(\$665,000)	-100.00%
	Net Total for I.S.E.S.	\$16,565	\$726,000	\$0	(\$726,000)	-100.00%

Dept: 02-7020-505025 Department Name: Custodial Maintn

Outsourced & Contractual Services

5304000	10 Contract Maintenance Services	\$882,535	\$1,000,000	\$1,050,000	\$50,000	5.00%
5309000	20 Other Contractual Services	\$19,400	\$6,500	\$6,500	\$0	0.00%
	Sum of Outsourced & Contractual Servi	\$901,935	\$1,006,500	\$1,056,500	\$50,000	4.97%

Maintenance, Memberships, and Printing & Postage Supplies

5401001	00 Office Supplies	\$193	\$0	\$0	\$0	#Num!
5401004	00 Maintenance Supplies	\$1,998	\$450	\$0	(\$450)	-100.00%
5409000	00 Other Materials & Supplies	\$509	\$0	\$0	\$0	#Num!
	Sum of Maintenance, Memberships, and	\$2,700	\$450	\$0	(\$450)	-100.00%

Fixed Charges, Rental, Property Insurance, and Debt Retirement

5602000	00 Rental - Equipment	\$705	\$0	\$0	\$0	#Num!
	Sum of Fixed Charges, Rental, Property	\$705	\$0	\$0	\$0	#Num!

Capital Outlay

5807000	00 Equipment - Service	\$4,646	\$0	\$0	\$0	#Num!
	Sum of Capital Outlay	\$4,646	\$0	\$0	\$0	#Num!

Net Total for Custodial Maintn \$909,985 \$1,006,950 \$1,056,500 \$49,550 4.92%

Dept: 02-7020-505030 Department Name: Shah Center Custodial Maint

Outsourced & Contractual Services

5304000	10 Contract Maintenance Services	\$4,087	\$19,610	\$19,610	\$0	0.00%
5309000	20 Other Contractual Services	\$1,858	\$4,500	\$4,500	\$0	0.00%
5309000	25 Snow Removal	\$8,923	\$15,000	\$15,000	\$0	0.00%
5309000	30 Refuse Removal	\$3,579	\$5,200	\$5,200	\$0	0.00%
	Sum of Outsourced & Contractual Servi	\$18,447	\$44,310	\$44,310	\$0	0.00%

Maintenance, Memberships, and Printing & Postage Supplies

5401004	00 Maintenance Supplies	\$2,296	\$10,000	\$10,000	\$0	0.00%
	Sum of Maintenance, Memberships, and	\$2,296	\$10,000	\$10,000	\$0	0.00%

Utilities

5701000	00 Gas	\$5,657	\$4,000	\$4,000	\$0	0.00%
5703000	00 Electricity	\$9,071	\$11,000	\$11,000	\$0	0.00%
5704000	00 Water/Sewage	\$933	\$1,000	\$1,000	\$0	0.00%

Thru: 6/30/2023

<i>Object</i>	<i>Object Name</i>	<i>FY23 YTD</i>	<i>FY23 Budget</i>	<i>FY24 Budget</i>	<i>\$ Change</i>	<i>% Change</i>
Sum of Utilities		\$15,661	\$16,000	\$16,000	\$0	0.00%
Net Total for Shah Center Custodial M		\$36,403	\$70,310	\$70,310	\$0	0.00%
Dept: 02-7030-505035 Department Name: Roads & Grounds						
Salaries						
5106001	10 FT Service Staff	\$77,215	\$82,937	\$84,714	\$1,777	2.14%
Sum of Salaries		\$77,215	\$82,937	\$84,714	\$1,777	2.14%
Fringe Benefits						
5201001	00 Employer GTL Medical Vision	\$24,730	\$8,075	\$40,437	\$32,362	400.77%
5209000	55 Surs .5% Employer Contribution	\$378	\$415	\$423	\$8	1.93%
Sum of Fringe Benefits		\$25,108	\$8,490	\$40,860	\$32,370	381.27%
Outsourced & Contractual Services						
5304000	10 Contract Maintenance Services	\$80,219	\$125,000	\$125,000	\$0	0.00%
5309000	20 Other Contractual Services	\$19,837	\$25,000	\$25,000	\$0	0.00%
5309000	25 Snow Removal	\$126,324	\$225,000	\$225,000	\$0	0.00%
5309000	30 Refuse Removal	\$26,100	\$21,000	\$24,000	\$3,000	14.29%
Sum of Outsourced & Contractual Servi		\$252,480	\$396,000	\$399,000	\$3,000	0.76%
Maintenance, Memberships, and Printing & Postage Supplies						
5401001	00 Office Supplies	\$0	\$750	\$250	(\$500)	-66.67%
5401004	00 Maintenance Supplies	\$977	\$13,000	\$10,000	(\$3,000)	-23.08%
5404004	00 Repair Materials & Supplies	\$9,493	\$6,000	\$5,000	(\$1,000)	-16.67%
5409000	00 Other Materials & Supplies	\$5,351	\$0	\$0	\$0	#Num!
Sum of Maintenance, Memberships, and		\$15,821	\$19,750	\$15,250	(\$4,500)	-22.78%
Travel, Meeting, Professional Development, and Recruitment						
5509000	10 Vehicle Expense	\$12,585	\$7,000	\$8,000	\$1,000	14.29%
Sum of Travel, Meeting, Professional D		\$12,585	\$7,000	\$8,000	\$1,000	14.29%
Fixed Charges, Rental, Property Insurance, and Debt Retirement						
5602000	00 Rental - Equipment	\$7,943	\$7,500	\$7,500	\$0	0.00%
Sum of Fixed Charges, Rental, Property		\$7,943	\$7,500	\$7,500	\$0	0.00%
Capital Outlay						
5802000	00 Site Improvements	\$15,630	\$0	\$0	\$0	#Num!
5807000	00 Equipment - Service	\$0	\$65,000	\$50,000	(\$15,000)	-23.08%
Sum of Capital Outlay		\$15,630	\$65,000	\$50,000	(\$15,000)	-23.08%
Net Total for Roads & Grounds		\$406,781	\$586,677	\$605,324	\$18,647	3.18%

Thru: 6/30/2023

<i>Object</i>	<i>Object Name</i>	<i>FY23 YTD</i>	<i>FY23 Budget</i>	<i>FY24 Budget</i>	<i>\$ Change</i>	<i>% Change</i>
Dept: 02-7030-505036 Department Name: Roads & Grounds-Athletic						
Outsourced & Contractual Services						
5304000	10 Contract Maintenance Services	\$1,235	\$61,170	\$61,170	\$0	0.00%
5309000	20 Other Contractual Services	\$21,675	\$48,000	\$48,000	\$0	0.00%
Sum of Outsourced & Contractual Servi		\$22,910	\$109,170	\$109,170	\$0	0.00%
Maintenance, Memberships, and Printing & Postage Supplies						
5401004	00 Maintenance Supplies	\$4,800	\$0	\$0	\$0	#Num!
Sum of Maintenance, Memberships, and		\$4,800	\$0	\$0	\$0	#Num!
Travel, Meeting, Professional Development, and Recruitment						
5509000	10 Vehicle Expense	\$1,013	\$0	\$0	\$0	#Num!
Sum of Travel, Meeting, Professional D		\$1,013	\$0	\$0	\$0	#Num!
Capital Outlay						
5802000	00 Site Improvements	\$7,234	\$0	\$0	\$0	#Num!
5807000	00 Equipment - Service	\$0	\$0	\$0	\$0	#Num!
Sum of Capital Outlay		\$7,234	\$0	\$0	\$0	#Num!
Net Total for Roads & Grounds-Athleti		\$35,957	\$109,170	\$109,170	\$0	0.00%

Dept: 02-7030-505055 Department Name: Buildings & Grnds

Salaries						
5101001	00 FT Administrative Staff	\$102,961	\$127,061	\$128,625	\$1,564	1.23%
5102001	00 FT Prof/Tech Staff	\$96,311	\$92,034	\$94,731	\$2,697	2.93%
Sum of Salaries		\$199,273	\$219,095	\$223,356	\$4,261	1.94%
Fringe Benefits						
5201001	00 Employer GTL Medical Vision	\$55,701	\$60,528	\$63,619	\$3,091	5.11%
5209000	55 Surs .5% Employer Contribution	\$974	\$1,095	\$1,117	\$22	2.01%
Sum of Fringe Benefits		\$56,674	\$61,623	\$64,736	\$3,113	5.05%
Outsourced & Contractual Services						
5309000	20 Other Contractual Services	\$5,244	\$80,000	\$80,000	\$0	0.00%
Sum of Outsourced & Contractual Servi		\$5,244	\$80,000	\$80,000	\$0	0.00%
Maintenance, Memberships, and Printing & Postage Supplies						
5401001	00 Office Supplies	\$750	\$900	\$900	\$0	0.00%
5401009	05 Supplies MCC Store	\$64	\$0	\$0	\$0	#Num!
5406000	00 Publications & Dues	\$0	\$900	\$900	\$0	0.00%
Sum of Maintenance, Memberships, and		\$814	\$1,800	\$1,800	\$0	0.00%

Thru: 6/30/2023

<i>Object</i>	<i>Object Name</i>	<i>FY23 YTD</i>	<i>FY23 Budget</i>	<i>FY24 Budget</i>	<i>\$ Change</i>	<i>% Change</i>
Travel, Meeting, Professional Development, and Recruitment						
5502000	10 Out of District Travel	\$0	\$800	\$800	\$0	0.00%
5509000	15 Other Conf & Mtg Exp	\$0	\$800	\$800	\$0	0.00%
Sum of Travel, Meeting, Professional D		\$0	\$1,600	\$1,600	\$0	0.00%
Utilities						
5705000	00 Telephone	\$0	\$7,000	\$0	(\$7,000)	-100.00%
Sum of Utilities		\$0	\$7,000	\$0	(\$7,000)	-100.00%
Net Total for Buildings & Grnds		\$262,005	\$371,118	\$371,492	\$374	0.10%

Dept: 02-7050-505040 *Department Name: Vehicle Expense*

Travel, Meeting, Professional Development, and Recruitment						
5509000	10 Vehicle Expense	\$7,435	\$13,500	\$13,500	\$0	0.00%
Sum of Travel, Meeting, Professional D		\$7,435	\$13,500	\$13,500	\$0	0.00%
Fixed Charges, Rental, Property Insurance, and Debt Retirement						
5609000	05 Vehicle Lease	\$25,399	\$31,500	\$31,500	\$0	0.00%
Sum of Fixed Charges, Rental, Property		\$25,399	\$31,500	\$31,500	\$0	0.00%
Capital Outlay						
5807000	00 Equipment - Service	\$0	\$0	\$0	\$0	#Num!
Sum of Capital Outlay		\$0	\$0	\$0	\$0	#Num!
Net Total for Vehicle Expense		\$32,834	\$45,000	\$45,000	\$0	0.00%

Dept: 02-7060-505045 *Department Name: Utility Expense*

Utilities						
5701000	00 Gas	\$123,434	\$185,000	\$185,000	\$0	0.00%
5703000	00 Electricity	\$475,777	\$700,000	\$700,000	\$0	0.00%
5704000	00 Water/Sewage	\$31,731	\$55,000	\$55,000	\$0	0.00%
Sum of Utilities		\$630,941	\$940,000	\$940,000	\$0	0.00%
Net Total for Utility Expense		\$630,941	\$940,000	\$940,000	\$0	0.00%

Dept: 02-7090-505050 *Department Name: Physical Fac Oth*

Fringe Benefits						
5299900	00 Compensated Absences	\$8,280	\$0	\$0	\$0	#Num!
Sum of Fringe Benefits		\$8,280	\$0	\$0	\$0	#Num!
Outsourced & Contractual Services						
5304000	10 Contract Maintenance Services	\$2,783	\$0	\$0	\$0	#Num!

Thru: 6/30/2023

<i>Object</i>	<i>Object Name</i>	<i>FY23 YTD</i>	<i>FY23 Budget</i>	<i>FY24 Budget</i>	<i>\$ Change</i>	<i>% Change</i>
5309000	20 Other Contractual Services	\$21,604	\$109,975	\$109,975	\$0	0.00%
Sum of Outsourced & Contractual Servi		\$24,387	\$109,975	\$109,975	\$0	0.00%
Maintenance, Memberships, and Printing & Postage Supplies						
5401001	00 Office Supplies	\$76,178	\$150,000	\$150,000	\$0	0.00%
5401004	00 Maintenance Supplies	\$5,124	\$17,000	\$17,000	\$0	0.00%
5402000	00 Printing	\$2,354	\$0	\$0	\$0	#Num!
5404004	00 Repair Materials & Supplies	\$4,426	\$125,000	\$125,000	\$0	0.00%
5409000	00 Other Materials & Supplies	\$50,553	\$50,000	\$50,000	\$0	0.00%
Sum of Maintenance, Memberships, and		\$138,635	\$342,000	\$342,000	\$0	0.00%
Fixed Charges, Rental, Property Insurance, and Debt Retirement						
5602000	00 Rental - Equipment	\$0	\$3,000	\$3,000	\$0	0.00%
Sum of Fixed Charges, Rental, Property		\$0	\$3,000	\$3,000	\$0	0.00%
Capital Outlay						
5801000	00 Site Acquisition	\$460	\$0	\$0	\$0	#Num!
5802000	00 Site Improvements	\$15,155	\$63,000	\$50,000	(\$13,000)	-20.63%
5809000	07 Architectual Services	\$72,626	\$0	\$12,000	\$12,000	#Div/0!
5809000	60 Building Improvements	\$0	\$0	\$800,000	\$800,000	#Div/0!
Sum of Capital Outlay		\$88,241	\$63,000	\$862,000	\$799,000	1268.25%
Interfund Transfer Out						
7102000	05 Reserve Transfer	\$1,600,000	\$1,000,000	\$0	(\$1,000,000)	-100.00%
Sum of Interfund Transfer Out		\$1,600,000	\$1,000,000	\$0	(\$1,000,000)	-100.00%
Net Total for Physical Fac Oth		\$1,859,542	\$1,517,975	\$1,316,975	(\$201,000)	-13.24%
Dept: 02-8060-501058 Department Name: Storage Building						
Outsourced & Contractual Services						
5309000	20 Other Contractual Services	\$0	\$674	\$0	(\$674)	-100.00%
Sum of Outsourced & Contractual Servi		\$0	\$674	\$0	(\$674)	-100.00%
Capital Outlay						
5803000	00 Buildings - New	\$33,190	\$0	\$0	\$0	#Num!
Sum of Capital Outlay		\$33,190	\$0	\$0	\$0	#Num!
Net Total for Storage Building		\$33,190	\$674	\$0	(\$674)	-100.00%
Net Surplus/(Deficit) of Operations and M		\$7,000	(\$1,069,992)	\$117,974	\$1,187,966	-111.03%

Thru: 6/30/2023

<i>Object</i>	<i>Object Name</i>	<i>FY23 YTD</i>	<i>FY23 Budget</i>	<i>FY24 Budget</i>	<i>\$ Change</i>	<i>% Change</i>
---------------	--------------------	-----------------	--------------------	--------------------	------------------	-----------------

Fund 03 Operations and Maintenance Restrict

Dept: 03-0000-000000 Department Name: General

State Governmental Sources

4209000	00	Revenue State Sources - Other	\$0	\$19,658,987	\$24,495,351	\$4,836,364	24.60%
4209000	15	Cdb Grant - Greenhouse	\$0	\$0	\$0	\$0	#Num!
4209000	20	Cdb Grant - Pumphouse	\$0	\$0	\$0	\$0	#Num!
Sum of State Governmental Sources			\$0	\$19,658,987	\$24,495,351	\$4,836,364	24.60%

Student Tuition & Fees

4402000	30	Infrastructure Fee	\$78,380	\$79,133	\$79,134	\$1	0.00%
Sum of Student Tuition & Fees			\$78,380	\$79,133	\$79,134	\$1	0.00%

Investment Revenue

4709000	05	Interest On Investments	\$3,458	\$0	\$0	\$0	#Num!
4709000	06	Change in Fair Value of Invest	\$446,106	\$63,011	\$129,271	\$66,260	105.16%
4709000	07	Investment Transaction Fees	(\$9,567)	(\$5,381)	(\$7,721)	(\$2,340)	43.49%
Sum of Investment Revenue			\$439,997	\$57,630	\$121,550	\$63,920	110.91%

Nongovernmental Gifts

4809000	03	Gift MCC Foundation	\$29,184	\$2,500,000	\$4,600,000	\$2,100,000	84.00%
Sum of Nongovernmental Gifts			\$29,184	\$2,500,000	\$4,600,000	\$2,100,000	84.00%

Other Revenue

4909001	00	Proceeds from Capital Lease	\$0	\$1,000,000	\$1,000,000	\$0	0.00%
4909001	10	Proceeds from Leases	\$463,056	\$0	\$0	\$0	#Num!
Sum of Other Revenue			\$463,056	\$1,000,000	\$1,000,000	\$0	0.00%

Interfund Transfer In

7202002	00	Transfer - In	\$1,900,000	\$1,300,000	\$1,560,717	\$260,717	20.06%
Sum of Interfund Transfer In			\$1,900,000	\$1,300,000	\$1,560,717	\$260,717	20.06%

Net Total for General **\$2,910,616** **\$24,595,750** **\$31,856,752** **\$7,261,002** **29.52%**

Dept: 03-8020-501030 Department Name: Replacement Reserv

Outsourced & Contractual Services

5304000	10	Contract Maintenance Services	\$0	\$30,000	\$30,000	\$0	0.00%
5309000	20	Other Contractual Services	\$108,487	\$75,000	\$75,000	\$0	0.00%
Sum of Outsourced & Contractual Servi			\$108,487	\$105,000	\$105,000	\$0	0.00%

Capital Outlay

5801000	00	Site Acquisition			\$300,000		
---------	----	------------------	--	--	-----------	--	--

Thru: 6/30/2023

<i>Object</i>	<i>Object Name</i>	<i>FY23 YTD</i>	<i>FY23 Budget</i>	<i>FY24 Budget</i>	<i>\$ Change</i>	<i>% Change</i>
5809000 00	Other Capital Outlay	\$0	\$31,279,791	\$2,637,500	(\$28,642,291)	-91.57%
5809000 10	Site Improvement	\$0	\$125,834	\$4,924,353	\$4,798,519	3813.37%
5809000 20	Cdb Grant - Greenhouse	\$0	\$0	\$0	\$0	#Num!
5809000 25	Cdb Grant - Pumhouse	\$0	\$0	\$0	\$0	#Num!
5809000 60	Building Improvements	\$0	\$0	\$0	\$0	#Num!
Sum of Capital Outlay		\$0	\$31,405,625	\$7,861,853	(\$23,543,772)	-74.97%
Net Total for Replacement Reserv		\$108,487	\$31,510,625	\$7,966,853	(\$23,543,772)	-74.72%

Dept: 03-8020-501049 Department Name: Leases

Capital Outlay

5805000 00	Equipment - Office	\$463,056	\$0	\$0	\$0	#Num!
Sum of Capital Outlay		\$463,056	\$0	\$0	\$0	#Num!
Net Total for Leases		\$463,056	\$0	\$0	\$0	#Num!

Dept: 03-8020-501054 Department Name: Capital Leases

Capital Outlay

5805000 00	Equipment - Office	\$0	\$1,000,000	\$1,000,000	\$0	0.00%
Sum of Capital Outlay		\$0	\$1,000,000	\$1,000,000	\$0	0.00%
Net Total for Capital Leases		\$0	\$1,000,000	\$1,000,000	\$0	0.00%

Dept: 03-8060-501055 Department Name: Health & Science Proj

Outsourced & Contractual Services

5304000 10	Contract Maintenance Services	\$48,281	\$0	\$0	\$0	#Num!
Sum of Outsourced & Contractual Servi		\$48,281	\$0	\$0	\$0	#Num!

Utilities

5701000 00	Gas	\$5,888	\$0	\$0	\$0	#Num!
5703000 00	Electricity	\$22,696	\$0	\$0	\$0	#Num!
5704000 00	Water/Sewage	\$1,514	\$0	\$0	\$0	#Num!
Sum of Utilities		\$30,098	\$0	\$0	\$0	#Num!

Capital Outlay

5803000 00	Buildings - New	\$0	\$0	\$0	\$0	#Num!
Sum of Capital Outlay		\$0	\$0	\$0	\$0	#Num!
Net Total for Health & Science Proj		\$78,379	\$0	\$0	\$0	#Num!

Dept: 03-8060-501059 Department Name: CDB Loading Dock Project

Capital Outlay

Thru: 6/30/2023

<i>Object</i>	<i>Object Name</i>	<i>FY23 YTD</i>	<i>FY23 Budget</i>	<i>FY24 Budget</i>	<i>\$ Change</i>	<i>% Change</i>
5809000 00	Other Capital Outlay	\$55,690	\$0	\$0	\$0	#Num!
Sum of Capital Outlay		\$55,690	\$0	\$0	\$0	#Num!
Net Total for CDB Loading Dock Proje		\$55,690	\$0	\$0	\$0	#Num!
Dept: 03-8060-501060 Department Name: CATI Building CDB Project						
Outsourced & Contractual Services						
5309000 20	Other Contractual Services	\$14,755	\$0	\$2,000	\$2,000	#Div/0!
Sum of Outsourced & Contractual Servi		\$14,755	\$0	\$2,000	\$2,000	#Div/0!
Maintenance, Memberships, and Printing & Postage Supplies						
5401002 00	Instructional Supplies	\$17,903	\$0	\$0	\$0	#Num!
5409000 00	Other Materials & Supplies	\$412	\$0	\$0	\$0	#Num!
Sum of Maintenance, Memberships, and		\$18,315	\$0	\$0	\$0	#Num!
Capital Outlay						
5803000 00	Buildings - New			\$29,670,101		
5806000 00	Equipment - Instructional	\$63,012	\$0	\$2,969,381	\$2,969,381	#Div/0!
Sum of Capital Outlay		\$63,012	\$0	\$32,639,482	\$32,639,482	#Div/0!
Net Total for CATI Building CDB Proj		\$96,082	\$0	\$32,641,482	\$32,641,482	#Div/0!
Net Surplus/(Deficit) of Operations and M		\$2,108,922	(\$7,914,875)	(\$9,751,583)	(\$1,836,708)	23.21%

Thru: 6/30/2023

<i>Object</i>	<i>Object Name</i>	<i>FY23 YTD</i>	<i>FY23 Budget</i>	<i>FY24 Budget</i>	<i>\$ Change</i>	<i>% Change</i>
Fund 04 Bond and Interest						
<i>Dept: 04-0000-000000 Department Name: General</i>						
Student Tuition & Fees						
4402000	30 Infrastructure Fee	\$731,561	\$738,579	\$738,579	\$0	0.00%
Sum of Student Tuition & Fees		\$731,561	\$738,579	\$738,579	\$0	0.00%
Net Total for General		\$731,561	\$738,579	\$738,579	\$0	0.00%
<i>Dept: 04-8060-501017 Department Name: Institutional</i>						
Fixed Charges, Rental, Property Insurance, and Debt Retirement						
5609000	50 Bond Principal	\$345,000	\$345,000	\$335,000	(\$10,000)	-2.90%
5609000	55 Interest Expense	\$277,800	\$277,800	\$291,200	\$13,400	4.82%
Sum of Fixed Charges, Rental, Property		\$622,800	\$622,800	\$626,200	\$3,400	0.55%
Net Total for Institutional		\$622,800	\$622,800	\$626,200	\$3,400	0.55%
Net Surplus/(Deficit) of Bond and Interest		\$108,761	\$115,779	\$112,379	(\$3,400)	-2.94%

Thru: 6/30/2023

<i>Object</i>	<i>Object Name</i>	<i>FY23 YTD</i>	<i>FY23 Budget</i>	<i>FY24 Budget</i>	<i>\$ Change</i>	<i>% Change</i>
---------------	--------------------	-----------------	--------------------	--------------------	------------------	-----------------

Fund 05 Auxiliary

Dept: 05-0000-000000 Department Name: General

Student Tuition & Fees

4401001	00 Tuition-In District	\$810,474	\$783,146	\$781,618	(\$1,528)	-0.20%
4401002	00 Tuition-Out of District	\$18,006	\$598	\$625	\$27	4.52%
4401003	00 Tuition-Out of State	\$1,753	\$13,459	\$14,063	\$604	4.49%
4401004	00 Tuition-International Students	\$2,265	\$2,130	\$2,226	\$96	4.51%
4402002	00 Application Fee	\$42,030	\$433	\$30,000	\$29,567	6828.41%
Sum of Student Tuition & Fees		\$874,529	\$799,766	\$828,532	\$28,766	3.60%

Sales & Service Fees

4504000	24 CE Tuition	\$9,335	\$0	\$0	\$0	#Num!
Sum of Sales & Service Fees		\$9,335	\$0	\$0	\$0	#Num!

Investment Revenue

4709002	00 Interest Income-Leases	\$15	\$0	\$0	\$0	#Num!
Sum of Investment Revenue		\$15	\$0	\$0	\$0	#Num!

Nongovernmental Gifts

4809000	25 Foundation Contributions	\$2,006	\$0	\$2,000	\$2,000	#Div/0!
Sum of Nongovernmental Gifts		\$2,006	\$0	\$2,000	\$2,000	#Div/0!

Interfund Transfer In

7202000	05 Transfers	\$230,279	\$230,279	\$550,000	\$319,721	138.84%
Sum of Interfund Transfer In		\$230,279	\$230,279	\$550,000	\$319,721	138.84%

Net Total for General \$1,116,164 \$1,030,045 \$1,380,532 \$350,487 34.03%

Dept: 05-0000-201045 Department Name: ONLINE CE/CAREER TRAINING

Student Tuition & Fees

4401001	20 Online-Tuition & Fees	\$0	\$500	\$0	(\$500)	-100.00%
Sum of Student Tuition & Fees		\$0	\$500	\$0	(\$500)	-100.00%

Net Total for ONLINE CE/CAREER T \$0 \$500 \$0 (\$500) -100.00%

Dept: 05-0000-401024 Department Name: Personal Development Program

Sales & Service Fees

4504000	24 CE Tuition	\$66,481	\$70,000	\$77,000	\$7,000	10.00%
Sum of Sales & Service Fees		\$66,481	\$70,000	\$77,000	\$7,000	10.00%

Net Total for Personal Development Pr \$66,481 \$70,000 \$77,000 \$7,000 10.00%

Thru: 6/30/2023

<i>Object</i>	<i>Object Name</i>	<i>FY23 YTD</i>	<i>FY23 Budget</i>	<i>FY24 Budget</i>	<i>\$ Change</i>	<i>% Change</i>
---------------	--------------------	-----------------	--------------------	--------------------	------------------	-----------------

Dept: 05-0000-401026 Department Name: Retired Adult Prog

Sales & Service Fees

4504000	46 RAP Tuition	\$11,568	\$25,000	\$6,000	(\$19,000)	-76.00%
4504000	48 RAP Membership Fees	\$4,175	\$1,500	\$375	(\$1,125)	-75.00%
Sum of Sales & Service Fees		\$15,743	\$26,500	\$6,375	(\$20,125)	-75.94%
Net Total for Retired Adult Prog		\$15,743	\$26,500	\$6,375	(\$20,125)	-75.94%

Dept: 05-0000-404015 Department Name: Center for Non-Profit Leadership

Other Revenue

4909000	26 Ctr Non-Profit Ldrship Revenue	\$14,773	\$7,500	\$9,400	\$1,900	25.33%
Sum of Other Revenue		\$14,773	\$7,500	\$9,400	\$1,900	25.33%
Net Total for Center for Non-Profit Le		\$14,773	\$7,500	\$9,400	\$1,900	25.33%

Dept: 05-0000-501033 Department Name: Tartan Bistro - Cullinary

Sales & Service Fees

4505001	00 Culinary Food Sales	\$20,222	\$10,000	\$10,000	\$0	0.00%
4509001	00 Culinary & Other Misc.	\$3,520	\$2,000	\$2,000	\$0	0.00%
Sum of Sales & Service Fees		\$23,742	\$12,000	\$12,000	\$0	0.00%
Net Total for Tartan Bistro - Cullinary		\$23,742	\$12,000	\$12,000	\$0	0.00%

Dept: 05-0000-501054 Department Name: Capital Leases

Other Revenue

4909005	00 Lease Revenue	\$5,918	\$0	\$0	\$0	#Num!
Sum of Other Revenue		\$5,918	\$0	\$0	\$0	#Num!
Net Total for Capital Leases		\$5,918	\$0	\$0	\$0	#Num!

Dept: 05-0000-601005 Department Name: University Center

Sales & Service Fees

4504000	14 University Center			\$380,087		
Sum of Sales & Service Fees				\$380,087		
Net Total for University Center				\$380,087		

Dept: 05-0000-601010 Department Name: Conferences and Rental

Sales & Service Fees

4504000	70 Planetarium Events Revenue	\$12,007	\$0	\$5,000	\$5,000	#Div/0!
---------	-------------------------------	----------	-----	---------	---------	---------

Thru: 6/30/2023

<i>Object</i>	<i>Object Name</i>	<i>FY23 YTD</i>	<i>FY23 Budget</i>	<i>FY24 Budget</i>	<i>\$ Change</i>	<i>% Change</i>
4509000	05 Conferences & Rental Income	\$74,487	\$65,000	\$75,000	\$10,000	15.38%
Sum of Sales & Service Fees		\$86,495	\$65,000	\$80,000	\$15,000	23.08%
Facilities Revenue						
4609001	00 Shah Center Rentals	\$7,805	\$35,000	\$25,000	(\$10,000)	-28.57%
Sum of Facilities Revenue		\$7,805	\$35,000	\$25,000	(\$10,000)	-28.57%
Net Total for Conferences and Rental		\$94,300	\$100,000	\$105,000	\$5,000	5.00%

Dept: 05-0000-601015 Department Name: CLC

Sales & Service Fees

4509000	20 Child Care Fees	\$120,034	\$75,000	\$80,000	\$5,000	6.67%
Sum of Sales & Service Fees		\$120,034	\$75,000	\$80,000	\$5,000	6.67%
Net Total for CLC		\$120,034	\$75,000	\$80,000	\$5,000	6.67%

Dept: 05-0000-602010 Department Name: The MCC Store

Sales & Service Fees

4502000	05 Sales-Gifts	\$24,633	\$15,000	\$17,500	\$2,500	16.67%
4502000	10 Sales-Software	\$0	\$750	\$750	\$0	0.00%
4502000	15 Sales-Books	\$813,371	\$825,000	\$700,000	(\$125,000)	-15.15%
4502000	20 Sales-Supplies	\$80,147	\$50,000	\$55,000	\$5,000	10.00%
4502000	25 Sales-Clothing	\$65,310	\$50,000	\$50,000	\$0	0.00%
4502000	30 Discounts Earned	\$1,057	\$1,000	\$2,500	\$1,500	150.00%
4502000	35 Book Buyback Commissions	\$1,607	\$1,000	\$0	(\$1,000)	-100.00%
4502000	55 Fin Aid Bkstr Sales	\$0	\$500	\$1,000	\$500	100.00%
Sum of Sales & Service Fees		\$986,126	\$943,250	\$826,750	(\$116,500)	-12.35%
Net Total for The MCC Store		\$986,126	\$943,250	\$826,750	(\$116,500)	-12.35%

Dept: 05-0000-603010 Department Name: Food Service Admin

Sales & Service Fees

4501000	05 Cafeteria Receipts	\$427,517	\$450,000	\$500,000	\$50,000	11.11%
4501000	10 Catering - External	\$4,278	\$28,500	\$30,000	\$1,500	5.26%
4501000	15 Catering - Internal	\$49,301	\$80,000	\$70,000	(\$10,000)	-12.50%
4501000	20 Catering - CLC	\$701	\$1,000	\$1,000	\$0	0.00%
4501000	25 Vending Receipt-Outside Vendor	\$31,225	\$39,000	\$55,000	\$16,000	41.03%
4501000	26 Vending Receipts-Internal	\$11,825	\$0	\$0	\$0	#Num!
4501000	30 Cafeteria Rebates	\$533	\$0	\$0	\$0	#Num!
Sum of Sales & Service Fees		\$525,379	\$598,500	\$656,000	\$57,500	9.61%
Net Total for Food Service Admin		\$525,379	\$598,500	\$656,000	\$57,500	9.61%

Thru: 6/30/2023

<i>Object</i>	<i>Object Name</i>	<i>FY23 YTD</i>	<i>FY23 Budget</i>	<i>FY24 Budget</i>	<i>\$ Change</i>	<i>% Change</i>
---------------	--------------------	-----------------	--------------------	--------------------	------------------	-----------------

Dept: 05-0000-604020 Department Name: Traffic Safety Program

Sales & Service Fees

4504000	12 Traffic Safety School	\$315,348	\$475,000	\$425,000	(\$50,000)	-10.53%
Sum of Sales & Service Fees		\$315,348	\$475,000	\$425,000	(\$50,000)	-10.53%
Net Total for Traffic Safety Program		\$315,348	\$475,000	\$425,000	(\$50,000)	-10.53%

Dept: 05-0000-604025 Department Name: Focus on the Kids

Sales & Service Fees

4504000	10 Parenting Classes	\$67,525	\$95,000	\$80,000	(\$15,000)	-15.79%
Sum of Sales & Service Fees		\$67,525	\$95,000	\$80,000	(\$15,000)	-15.79%
Net Total for Focus on the Kids		\$67,525	\$95,000	\$80,000	(\$15,000)	-15.79%

Dept: 05-0000-604030 Department Name: Center for Agrarian Learning

Sales & Service Fees

4504000	60 Center for Agrarian Learning	\$13,071	\$4,500	\$5,000	\$500	11.11%
Sum of Sales & Service Fees		\$13,071	\$4,500	\$5,000	\$500	11.11%
Net Total for Center for Agrarian Lear		\$13,071	\$4,500	\$5,000	\$500	11.11%

Dept: 05-0000-605010 Department Name: Athletics

Sales & Service Fees

4503000	05 Intramurals	\$1,349	\$750	\$0	(\$750)	-100.00%
4503000	10 Sports Camps	\$7,750	\$3,500	\$0	(\$3,500)	-100.00%
Sum of Sales & Service Fees		\$9,099	\$4,250	\$0	(\$4,250)	-100.00%
Net Total for Athletics		\$9,099	\$4,250	\$0	(\$4,250)	-100.00%

Dept: 05-0000-609020 Department Name: MCC Floral Shop

Sales & Service Fees

4509000	16 Floral Shop sales	\$396	\$6,000	\$6,000	\$0	0.00%
Sum of Sales & Service Fees		\$396	\$6,000	\$6,000	\$0	0.00%
Net Total for MCC Floral Shop		\$396	\$6,000	\$6,000	\$0	0.00%

Dept: 05-0000-609025 Department Name: Workforce Training - Open Enrollment

Sales & Service Fees

4504000	18 Corporate Center Open Enrollme	\$191,582	\$185,000	\$185,000	\$0	0.00%
4504000	25 CE Discount	(\$13,421)	(\$3,500)	(\$3,500)	\$0	0.00%

Thru: 6/30/2023

<i>Object</i>	<i>Object Name</i>	<i>FY23 YTD</i>	<i>FY23 Budget</i>	<i>FY24 Budget</i>	<i>\$ Change</i>	<i>% Change</i>
	Sum of Sales & Service Fees	\$178,162	\$181,500	\$181,500	\$0	0.00%
	Net Total for Workforce Training - Op	\$178,162	\$181,500	\$181,500	\$0	0.00%

Dept: 05-0000-609030 Department Name: Workforce Training - Contract Trainin

Sales & Service Fees

4504000	16 Contract Training	\$307,630	\$150,000	\$150,000	\$0	0.00%
	Sum of Sales & Service Fees	\$307,630	\$150,000	\$150,000	\$0	0.00%
	Net Total for Workforce Training - Co	\$307,630	\$150,000	\$150,000	\$0	0.00%

Dept: 05-0000-609032 Department Name: Workforce Training Program

Sales & Service Fees

4509000	09 Workforce Program Revenue	\$384,797	\$350,000	\$350,000	\$0	0.00%
	Sum of Sales & Service Fees	\$384,797	\$350,000	\$350,000	\$0	0.00%
	Net Total for Workforce Training Prog	\$384,797	\$350,000	\$350,000	\$0	0.00%

Dept: 05-3060-303048 Department Name: The "Tartan"

Outsourced & Contractual Services

5309000	20 Other Contractual Services	\$750	\$1,000	\$1,000	\$0	0.00%
	Sum of Outsourced & Contractual Servi	\$750	\$1,000	\$1,000	\$0	0.00%

Maintenance, Memberships, and Printing & Postage Supplies

5401001	00 Office Supplies	\$0	\$100	\$100	\$0	0.00%
5404002	00 Computer Software	\$0	\$200	\$200	\$0	0.00%
5406000	00 Publications & Dues	\$0	\$100	\$100	\$0	0.00%
	Sum of Maintenance, Memberships, and	\$0	\$400	\$400	\$0	0.00%
	Net Total for The "Tartan"	\$750	\$1,400	\$1,400	\$0	0.00%

Dept: 05-4000-604020 Department Name: Traffic Safety Program

Salaries

5106002	00 PT Clerical Staff	\$16,404	\$29,623	\$30,492	\$869	2.93%
	Sum of Salaries	\$16,404	\$29,623	\$30,492	\$869	2.93%

Fringe Benefits

5209000	55 Surs .5% Employer Contribution	\$0	\$346	\$152	(\$194)	-56.07%
5299900	00 Compensated Absences	(\$195)	\$0	\$0	\$0	#Num!
	Sum of Fringe Benefits	(\$195)	\$346	\$152	(\$194)	-56.07%

Outsourced & Contractual Services

Thru: 6/30/2023

<i>Object</i>	<i>Object Name</i>	<i>FY23 YTD</i>	<i>FY23 Budget</i>	<i>FY24 Budget</i>	<i>\$ Change</i>	<i>% Change</i>
5304000	10 Contract Maintenance Services	\$537	\$550	\$550	\$0	0.00%
5309000	20 Other Contractual Services	\$34,718	\$25,000	\$15,000	(\$10,000)	-40.00%
Sum of Outsourced & Contractual Servi		\$35,254	\$25,550	\$15,550	(\$10,000)	-39.14%
Maintenance, Memberships, and Printing & Postage Supplies						
5401001	00 Office Supplies	\$166	\$250	\$250	\$0	0.00%
5402000	00 Printing	\$2,055	\$2,000	\$500	(\$1,500)	-75.00%
5404003	00 Postage	\$0	\$1,000	\$0	(\$1,000)	-100.00%
5406000	00 Publications & Dues	\$2,525	\$1,000	\$1,000	\$0	0.00%
5409000	00 Other Materials & Supplies	\$32,375	\$98,000	\$50,000	(\$48,000)	-48.98%
Sum of Maintenance, Memberships, and		\$37,122	\$102,250	\$51,750	(\$50,500)	-49.39%
Travel, Meeting, Professional Development, and Recruitment						
5502000	05 In District Travel	\$0	\$50	\$50	\$0	0.00%
Sum of Travel, Meeting, Professional D		\$0	\$50	\$50	\$0	0.00%
Scholarships, Student Activities, and Waivers						
5909000	10 Tuition Refunds	\$6,445	\$10,000	\$10,000	\$0	0.00%
Sum of Scholarships, Student Activities,		\$6,445	\$10,000	\$10,000	\$0	0.00%
Net Total for Traffic Safety Program		\$95,031	\$167,819	\$107,994	(\$59,825)	-35.65%

Dept: 05-4000-604025 Department Name: Focus on the Kids

Salaries

5102001	00 FT Prof/Tech Staff	\$53,614	\$62,104	\$63,905	\$1,801	2.90%
Sum of Salaries		\$53,614	\$62,104	\$63,905	\$1,801	2.90%

Fringe Benefits

5201001	00 Employer GTL Medical Vision	\$8,060	\$10,712	\$11,253	\$541	5.05%
5209000	55 Surs .5% Employer Contribution	\$275	\$311	\$320	\$9	2.89%
5299900	00 Compensated Absences	(\$2,988)	\$0	\$0	\$0	#Num!
Sum of Fringe Benefits		\$5,347	\$11,023	\$11,573	\$550	4.99%

Outsourced & Contractual Services

5309000	20 Other Contractual Services	\$4,960	\$4,750	\$4,750	\$0	0.00%
Sum of Outsourced & Contractual Servi		\$4,960	\$4,750	\$4,750	\$0	0.00%

Maintenance, Memberships, and Printing & Postage Supplies

5401001	00 Office Supplies	\$0	\$100	\$100	\$0	0.00%
5401002	00 Instructional Supplies	\$364	\$700	\$500	(\$200)	-28.57%
5402000	00 Printing	\$0	\$25	\$25	\$0	0.00%
Sum of Maintenance, Memberships, and		\$364	\$825	\$625	(\$200)	-24.24%

Thru: 6/30/2023

<i>Object</i>	<i>Object Name</i>	<i>FY23 YTD</i>	<i>FY23 Budget</i>	<i>FY24 Budget</i>	<i>\$ Change</i>	<i>% Change</i>
Travel, Meeting, Professional Development, and Recruitment						
5501000	05 Meeting Expense In-District	\$0	\$50	\$50	\$0	0.00%
Sum of Travel, Meeting, Professional D		\$0	\$50	\$50	\$0	0.00%
Net Total for Focus on the Kids		\$64,285	\$78,752	\$80,903	\$2,151	2.73%

Dept: 05-4010-401024 Department Name: Personal Development Program

Salaries

5101001	00 FT Administrative Staff	\$93,279	\$89,824	\$92,429	\$2,605	2.90%
5103001	10 FT Stipends Fall Spring Summer	\$837	\$0	\$0	\$0	#Num!
5103002	15 PT Stipends Fall Sprg Sum	\$9,235	\$3,500	\$3,605	\$105	3.00%
5106001	00 FT Clerical Staff	\$111,944	\$111,944	\$115,190	\$3,246	2.90%
Sum of Salaries		\$215,294	\$205,268	\$211,224	\$5,956	2.90%

Fringe Benefits

5201001	00 Employer GTL Medical Vision	\$61,820	\$61,200	\$64,314	\$3,114	5.09%
5209000	55 Surs .5% Employer Contribution	\$1,046	\$1,027	\$1,056	\$29	2.82%
5299900	00 Compensated Absences	(\$4,608)	\$0	\$0	\$0	#Num!
Sum of Fringe Benefits		\$58,258	\$62,227	\$65,370	\$3,143	5.05%

Outsourced & Contractual Services

5309000	20 Other Contractual Services	\$28,634	\$25,900	\$28,490	\$2,590	10.00%
Sum of Outsourced & Contractual Servi		\$28,634	\$25,900	\$28,490	\$2,590	10.00%

Maintenance, Memberships, and Printing & Postage Supplies

5401001	00 Office Supplies	\$108	\$75	\$75	\$0	0.00%
5401009	05 Supplies MCC Store	\$0	\$50	\$50	\$0	0.00%
5402000	00 Printing	\$84	\$50	\$75	\$25	50.00%
5409000	00 Other Materials & Supplies	\$0	\$200	\$700	\$500	250.00%
Sum of Maintenance, Memberships, and		\$192	\$375	\$900	\$525	140.00%

Travel, Meeting, Professional Development, and Recruitment

5502000	05 In District Travel	\$0	\$50	\$50	\$0	0.00%
Sum of Travel, Meeting, Professional D		\$0	\$50	\$50	\$0	0.00%

Net Total for Personal Development Pr \$302,378 \$293,820 \$306,034 \$12,214 4.16%

Dept: 05-4010-401026 Department Name: Retired Adult Prog

Outsourced & Contractual Services

5309000	20 Other Contractual Services	\$6,297	\$4,500	\$1,125	(\$3,375)	-75.00%
Sum of Outsourced & Contractual Servi		\$6,297	\$4,500	\$1,125	(\$3,375)	-75.00%

Maintenance, Memberships, and Printing & Postage Supplies

Thru: 6/30/2023

<i>Object</i>	<i>Object Name</i>	<i>FY23 YTD</i>	<i>FY23 Budget</i>	<i>FY24 Budget</i>	<i>\$ Change</i>	<i>% Change</i>
5401001	00 Office Supplies	\$0	\$100	\$0	(\$100)	-100.00%
5401009	05 Supplies MCC Store	\$0	\$50	\$0	(\$50)	-100.00%
5402000	00 Printing	\$28	\$50	\$0	(\$50)	-100.00%
Sum of Maintenance, Memberships, and		\$28	\$200	\$0	(\$200)	-100.00%
Net Total for Retired Adult Prog		\$6,325	\$4,700	\$1,125	(\$3,575)	-76.06%

Dept: 05-4010-604030 Department Name: Center for Agrarian Learning

Salaries

5102001	00 FT Prof/Tech Staff	\$0	(\$9,000)	\$0	\$9,000	-100.00%
Sum of Salaries		\$0	(\$9,000)	\$0	\$9,000	-100.00%

Fringe Benefits

5201001	00 Employer GTL Medical Vision	\$0	\$54,969	\$0	(\$54,969)	-100.00%
5209000	55 Surs .5% Employer Contribution	\$0	(\$45)	\$0	\$45	-100.00%
Sum of Fringe Benefits		\$0	\$54,924	\$0	(\$54,924)	-100.00%

Outsourced & Contractual Services

5309000	20 Other Contractual Services	\$5,355	\$4,483	\$2,000	(\$2,483)	-55.39%
Sum of Outsourced & Contractual Servi		\$5,355	\$4,483	\$2,000	(\$2,483)	-55.39%

Maintenance, Memberships, and Printing & Postage Supplies

5401001	00 Office Supplies	\$326	\$600	\$600	\$0	0.00%
5401002	00 Instructional Supplies	\$1,774	\$2,500	\$2,500	\$0	0.00%
5401009	00 IT Technology Supplies	\$96	\$0	\$0	\$0	#Num!
5402000	00 Printing	\$4,300	\$3,000	\$3,000	\$0	0.00%
5404003	00 Postage	\$29	\$0	\$0	\$0	#Num!
5406000	00 Publications & Dues	\$742	\$700	\$500	(\$200)	-28.57%
5407000	00 Advertising	\$225	\$0	\$0	\$0	#Num!
5409000	00 Other Materials & Supplies	\$6,556	\$5,817	\$7,000	\$1,183	20.35%
Sum of Maintenance, Memberships, and		\$14,048	\$12,617	\$13,600	\$983	7.79%

Travel, Meeting, Professional Development, and Recruitment

5501000	05 Meeting Expense In-District	\$4,355	\$600	\$1,000	\$400	66.67%
5502000	05 In District Travel	\$292	\$500	\$500	\$0	0.00%
5502000	10 Out of District Travel	\$3,223	\$2,000	\$2,000	\$0	0.00%
5509000	15 Other Conf & Mtg Exp	\$986	\$3,500	\$2,500	(\$1,000)	-28.57%
Sum of Travel, Meeting, Professional D		\$8,856	\$6,600	\$6,000	(\$600)	-9.09%

Fixed Charges, Rental, Property Insurance, and Debt Retirement

5601000	00 Rental - Facilities	\$1,421	\$2,040	\$1,000	(\$1,040)	-50.98%
Sum of Fixed Charges, Rental, Property		\$1,421	\$2,040	\$1,000	(\$1,040)	-50.98%

Thru: 6/30/2023

<i>Object</i>	<i>Object Name</i>	<i>FY23 YTD</i>	<i>FY23 Budget</i>	<i>FY24 Budget</i>	<i>\$ Change</i>	<i>% Change</i>
Capital Outlay						
5807000	00 Equipment - Service	\$0	\$0	\$0	\$0	#Num!
Sum of Capital Outlay		\$0	\$0	\$0	\$0	#Num!
Net Total for Center for Agrarian Lear		\$29,681	\$71,664	\$22,600	(\$49,064)	-68.46%

Dept: 05-4040-404015 **Department Name: Center for Non-Profit Leadership**

Outsourced & Contractual Services

5309000	20 Other Contractual Services	\$0	\$3,500	\$4,000	\$500	14.29%
Sum of Outsourced & Contractual Servi		\$0	\$3,500	\$4,000	\$500	14.29%

Maintenance, Memberships, and Printing & Postage Supplies

5401001	00 Office Supplies	\$0	\$150	\$500	\$350	233.33%
5402000	00 Printing	\$4,096	\$2,500	\$3,000	\$500	20.00%
5408000	05 Food Purchases	\$988	\$1,500	\$1,750	\$250	16.67%
Sum of Maintenance, Memberships, and		\$5,084	\$4,150	\$5,250	\$1,100	26.51%

Travel, Meeting, Professional Development, and Recruitment

5501000	05 Meeting Expense In-District	\$0	\$50	\$150	\$100	200.00%
Sum of Travel, Meeting, Professional D		\$0	\$50	\$150	\$100	200.00%

Net Total for Center for Non-Profit Le \$5,084 \$7,700 \$9,400 \$1,700 22.08%

Dept: 05-6010-501033 **Department Name: Tartan Bistro - Cullinary**

Maintenance, Memberships, and Printing & Postage Supplies

5401002	00 Instructional Supplies	\$365	\$500	\$500	\$0	0.00%
5402000	00 Printing	\$61	\$100	\$100	\$0	0.00%
5408000	05 Food Purchases	\$785	\$14,000	\$14,000	\$0	0.00%
Sum of Maintenance, Memberships, and		\$1,211	\$14,600	\$14,600	\$0	0.00%

Net Total for Tartan Bistro - Cullinary \$1,211 \$14,600 \$14,600 \$0 0.00%

Dept: 05-6010-603010 **Department Name: Food Service Admin**

Salaries

5101001	00 FT Administrative Staff	\$95,727	\$92,181	\$94,855	\$2,674	2.90%
5102001	00 FT Prof/Tech Staff	\$50,360	\$48,992	\$50,426	\$1,434	2.93%
5106001	10 FT Service Staff	\$42,449	\$42,271	\$43,513	\$1,242	2.94%
5106002	20 PT Service Staff	\$106,570	\$159,018	\$163,063	\$4,045	2.54%
Sum of Salaries		\$295,106	\$342,462	\$351,857	\$9,395	2.74%

Fringe Benefits

5201001	00 Employer GTL Medical Vision	\$19,468	\$20,147	\$21,158	\$1,011	5.02%
---------	--------------------------------	----------	----------	----------	---------	-------

Thru: 6/30/2023

<i>Object</i>	<i>Object Name</i>	<i>FY23 YTD</i>	<i>FY23 Budget</i>	<i>FY24 Budget</i>	<i>\$ Change</i>	<i>% Change</i>
5209000	55 Surs .5% Employer Contribution	\$959	\$1,711	\$1,593	(\$118)	-6.90%
5299900	00 Compensated Absences	(\$9,205)	\$0	\$0	\$0	#Num!
Sum of Fringe Benefits		\$11,222	\$21,858	\$22,751	\$893	4.09%
Outsourced & Contractual Services						
5304000	10 Contract Maintenance Services	\$486	\$0	\$0	\$0	#Num!
5306000	00 Office Services	\$15,140	\$0	\$0	\$0	#Num!
5309000	20 Other Contractual Services	\$34,092	\$20,000	\$30,000	\$10,000	50.00%
Sum of Outsourced & Contractual Servi		\$49,718	\$20,000	\$30,000	\$10,000	50.00%
Maintenance, Memberships, and Printing & Postage Supplies						
5401001	00 Office Supplies	\$1,118	\$500	\$800	\$300	60.00%
5402000	00 Printing	\$0	\$0	\$0	\$0	#Num!
5404002	00 Computer Software	\$0	\$550	\$550	\$0	0.00%
5406000	00 Publications & Dues	\$618	\$500	\$500	\$0	0.00%
5408000	05 Food Purchases	\$262,748	\$223,000	\$250,000	\$27,000	12.11%
5409000	00 Other Materials & Supplies	\$45,117	\$32,000	\$40,000	\$8,000	25.00%
Sum of Maintenance, Memberships, and		\$309,600	\$256,550	\$291,850	\$35,300	13.76%
Travel, Meeting, Professional Development, and Recruitment						
5509000	15 Other Conf & Mtg Exp	\$108	\$100	\$200	\$100	100.00%
Sum of Travel, Meeting, Professional D		\$108	\$100	\$200	\$100	100.00%
Scholarships, Student Activities, and Waivers						
5904000	10 Fee Loss/Uncollectable	(\$40)	\$0	\$0	\$0	#Num!
Sum of Scholarships, Student Activities,		(\$40)	\$0	\$0	\$0	#Num!
Net Total for Food Service Admin		\$665,714	\$640,970	\$696,658	\$55,688	8.69%

Dept: 05-6020-602010 Department Name: The MCC Store

Salaries

5101001	00 FT Administrative Staff	\$72,001	\$72,001	\$74,089	\$2,088	2.90%
5102001	00 FT Prof/Tech Staff	\$51,963	\$52,845	\$51,796	(\$1,049)	-1.99%
5106001	00 FT Clerical Staff	\$83,675	\$80,474	\$82,832	\$2,358	2.93%
Sum of Salaries		\$207,640	\$205,320	\$208,717	\$3,397	1.65%

Fringe Benefits

5201001	00 Employer GTL Medical Vision	\$38,382	\$38,714	\$40,674	\$1,960	5.06%
5209000	55 Surs .5% Employer Contribution	\$886	\$1,027	\$1,043	\$16	1.56%
5299900	00 Compensated Absences	(\$531)	\$0	\$0	\$0	#Num!
Sum of Fringe Benefits		\$38,737	\$39,741	\$41,717	\$1,976	4.97%

Outsourced & Contractual Services

Thru: 6/30/2023

<i>Object</i>	<i>Object Name</i>	<i>FY23 YTD</i>	<i>FY23 Budget</i>	<i>FY24 Budget</i>	<i>\$ Change</i>	<i>% Change</i>
5304000	10 Contract Maintenance Services	\$44,696	\$41,000	\$50,000	\$9,000	21.95%
5309000	20 Other Contractual Services	\$11,320	\$10,000	\$10,000	\$0	0.00%
Sum of Outsourced & Contractual Servi		\$56,016	\$51,000	\$60,000	\$9,000	17.65%
Maintenance, Memberships, and Printing & Postage Supplies						
5401001	00 Office Supplies	\$0	\$2,500	\$2,500	\$0	0.00%
5401002	35 Supplies - General	\$0	\$2,500	\$3,000	\$500	20.00%
5401009	05 Supplies MCC Store	\$616	\$500	\$600	\$100	20.00%
5402000	00 Printing	\$10,989	\$3,000	\$15,000	\$12,000	400.00%
5404003	00 Postage	\$0	\$50	\$50	\$0	0.00%
5406000	00 Publications & Dues	\$725	\$2,000	\$2,500	\$500	25.00%
5407000	10 Promotional Expense	\$289	\$15,000	\$15,000	\$0	0.00%
5408000	05 Food Purchases	\$557	\$0	\$0	\$0	#Num!
5408000	10 Supply Purchases	\$45,152	\$30,000	\$50,000	\$20,000	66.67%
5408000	15 Clothing Purchases	\$35,390	\$20,000	\$40,000	\$20,000	100.00%
5408000	20 Bkstr-Freight & Shipping	\$14,001	\$15,000	\$25,000	\$10,000	66.67%
5408000	21 Book Purchases	\$638,006	\$600,000	\$700,000	\$100,000	16.67%
5408000	25 Gift Purchases	\$21,433	\$10,000	\$15,000	\$5,000	50.00%
5408000	30 Software Purchases	\$0	\$1,000	\$500	(\$500)	-50.00%
Sum of Maintenance, Memberships, and		\$767,157	\$701,550	\$869,150	\$167,600	23.89%
Travel, Meeting, Professional Development, and Recruitment						
5502000	10 Out of District Travel	\$3,347	\$4,000	\$4,500	\$500	12.50%
5509000	15 Other Conf & Mtg Exp	\$110	\$500	\$500	\$0	0.00%
Sum of Travel, Meeting, Professional D		\$3,457	\$4,500	\$5,000	\$500	11.11%
Scholarships, Student Activities, and Waivers						
5904000	10 Fee Loss/Uncollectable	(\$482)	\$1,000	\$1,000	\$0	0.00%
Sum of Scholarships, Student Activities,		(\$482)	\$1,000	\$1,000	\$0	0.00%
Net Total for The MCC Store		\$1,072,525	\$1,003,111	\$1,185,584	\$182,473	18.19%

Dept: 05-6040-605010 Department Name: Athletics

Salaries

5101001	00 FT Administrative Staff	\$100,388	\$100,388	\$103,299	\$2,911	2.90%
5102001	00 FT Prof/Tech Staff	\$136,619	\$136,610	\$140,581	\$3,971	2.91%
5103001	10 FT Stipends Fall Spring Summer	\$11,869	\$0	\$0	\$0	#Num!
5103002	15 PT Stipends Fall Sprg Sum	\$111,165	\$111,000	\$114,330	\$3,330	3.00%
5106002	20 PT Service Staff	\$5,409	\$8,195	\$6,008	(\$2,187)	-26.69%
5108000	15 Student Employees - WSI	\$0	\$5,000	\$0	(\$5,000)	-100.00%
Sum of Salaries		\$365,449	\$361,193	\$364,218	\$3,025	0.84%

Fringe Benefits

Thru: 6/30/2023

<i>Object</i>	<i>Object Name</i>	<i>FY23 YTD</i>	<i>FY23 Budget</i>	<i>FY24 Budget</i>	<i>\$ Change</i>	<i>% Change</i>
5201001	00 Employer GTL Medical Vision	\$51,471	\$48,115	\$50,557	\$2,442	5.08%
5209000	55 Surs .5% Employer Contribution	\$1,243	\$1,726	\$1,821	\$95	5.50%
5299900	00 Compensated Absences	\$358	\$0	\$0	\$0	#Num!
Sum of Fringe Benefits		\$53,072	\$49,841	\$52,378	\$2,537	5.09%
Outsourced & Contractual Services						
5309000	20 Other Contractual Services	\$75,265	\$65,000	\$89,000	\$24,000	36.92%
Sum of Outsourced & Contractual Servi		\$75,265	\$65,000	\$89,000	\$24,000	36.92%
Maintenance, Memberships, and Printing & Postage Supplies						
5401001	00 Office Supplies	\$54,873	\$57,000	\$57,000	\$0	0.00%
5401009	00 IT Technology Supplies	\$783	\$0	\$0	\$0	#Num!
5401009	05 Supplies MCC Store	\$824	\$500	\$500	\$0	0.00%
5402000	00 Printing	\$179	\$350	\$200	(\$150)	-42.86%
5406000	00 Publications & Dues	\$11,718	\$11,900	\$12,300	\$400	3.36%
5409000	00 Other Materials & Supplies	\$2,690	\$4,150	\$4,150	\$0	0.00%
Sum of Maintenance, Memberships, and		\$71,066	\$73,900	\$74,150	\$250	0.34%
Travel, Meeting, Professional Development, and Recruitment						
5501000	05 Meeting Expense In-District	\$0	\$300	\$0	(\$300)	-100.00%
5502000	05 In District Travel	\$0	\$100	\$0	(\$100)	-100.00%
5502000	10 Out of District Travel	\$42,227	\$54,000	\$60,000	\$6,000	11.11%
5504000	00 Recruitment	\$727	\$4,000	\$3,000	(\$1,000)	-25.00%
5509000	15 Other Conf & Mtg Exp	\$8,196	\$5,600	\$6,500	\$900	16.07%
Sum of Travel, Meeting, Professional D		\$51,150	\$64,000	\$69,500	\$5,500	8.59%
Fixed Charges, Rental, Property Insurance, and Debt Retirement						
5601000	00 Rental - Facilities	\$10,356	\$20,000	\$15,000	(\$5,000)	-25.00%
Sum of Fixed Charges, Rental, Property		\$10,356	\$20,000	\$15,000	(\$5,000)	-25.00%
Capital Outlay						
5806000	00 Equipment - Instructional	\$22,450	\$0	\$0	\$0	#Num!
5807000	00 Equipment - Service	\$7,771	\$0	\$0	\$0	#Num!
5809000	00 Other Capital Outlay	\$8,000	\$8,000	\$0	(\$8,000)	-100.00%
Sum of Capital Outlay		\$38,221	\$8,000	\$0	(\$8,000)	-100.00%
Net Total for Athletics		\$664,578	\$641,934	\$664,246	\$22,312	3.48%

Dept: 05-6080-601005 Department Name: University Center

Salaries

5101001	00 FT Administrative Staff			\$200,000	
Sum of Salaries				\$200,000	

Thru: 6/30/2023

<i>Object</i>	<i>Object Name</i>	<i>FY23 YTD</i>	<i>FY23 Budget</i>	<i>FY24 Budget</i>	<i>\$ Change</i>	<i>% Change</i>
Fringe Benefits						
5201001	00 Employer GTL Medical Vision			\$50,180		
Sum of Fringe Benefits				\$50,180		
Outsourced & Contractual Services						
5304000	10 Contract Maintenance Services			\$102,073		
Sum of Outsourced & Contractual Servi				\$102,073		
Maintenance, Memberships, and Printing & Postage Supplies						
5402000	00 Printing			\$27,834		
Sum of Maintenance, Memberships, and				\$27,834		
Capital Outlay						
5803000	00 Buildings - New	\$0	\$0	\$0	\$0	#Num!
Sum of Capital Outlay		\$0	\$0	\$0	\$0	#Num!
Net Total for University Center		\$0	\$0	\$380,087	\$380,087	#Div/0!

Dept: 05-6080-601010 Department Name: Conferences and Rental

Salaries						
5102001	00 FT Prof/Tech Staff	\$103,010	\$120,143	\$160,768	\$40,625	33.81%
5106002	00 PT Clerical Staff	\$28,246	\$26,308	\$27,073	\$765	2.91%
Sum of Salaries		\$131,256	\$146,451	\$187,841	\$41,390	28.26%
Fringe Benefits						
5201001	00 Employer GTL Medical Vision	\$20,089	\$65,473	\$74,446	\$8,973	13.70%
5209000	55 Surs .5% Employer Contribution	\$504	\$829	\$764	(\$65)	-7.84%
5299900	00 Compensated Absences	(\$2,341)	\$0	\$0	\$0	#Num!
Sum of Fringe Benefits		\$18,252	\$66,302	\$75,210	\$8,908	13.44%
Outsourced & Contractual Services						
5309000	20 Other Contractual Services	\$22,344	\$17,500	\$15,000	(\$2,500)	-14.29%
Sum of Outsourced & Contractual Servi		\$22,344	\$17,500	\$15,000	(\$2,500)	-14.29%
Maintenance, Memberships, and Printing & Postage Supplies						
5401001	00 Office Supplies	\$757	\$1,750	\$1,000	(\$750)	-42.86%
5401009	05 Supplies MCC Store	\$0	\$250	\$150	(\$100)	-40.00%
5402000	00 Printing	\$61	\$1,000	\$1,000	\$0	0.00%
5404003	00 Postage	\$0	\$750	\$500	(\$250)	-33.33%
5406000	00 Publications & Dues	\$1,225	\$1,000	\$1,750	\$750	75.00%
5408000	05 Food Purchases	\$5,386	\$10,000	\$7,500	(\$2,500)	-25.00%
5409000	00 Other Materials & Supplies	\$2,841	\$1,500	\$3,500	\$2,000	133.33%

Thru: 6/30/2023

<i>Object</i>	<i>Object Name</i>	<i>FY23 YTD</i>	<i>FY23 Budget</i>	<i>FY24 Budget</i>	<i>\$ Change</i>	<i>% Change</i>
Sum of Maintenance, Memberships, and		\$10,271	\$16,250	\$15,400	(\$850)	-5.23%
Travel, Meeting, Professional Development, and Recruitment						
5501000	05 Meeting Expense In-District	\$0	\$3,500	\$2,500	(\$1,000)	-28.57%
5502000	10 Out of District Travel	\$1,570	\$1,750	\$2,500	\$750	42.86%
5509000	15 Other Conf & Mtg Exp	\$2,259	\$2,500	\$5,000	\$2,500	100.00%
Sum of Travel, Meeting, Professional D		\$3,829	\$7,750	\$10,000	\$2,250	29.03%
Fixed Charges, Rental, Property Insurance, and Debt Retirement						
5602000	00 Rental - Equipment	\$1,466	\$0	\$2,000	\$2,000	#Div/0!
Sum of Fixed Charges, Rental, Property		\$1,466	\$0	\$2,000	\$2,000	#Div/0!
Net Total for Conferences and Rental		\$187,417	\$254,253	\$305,451	\$51,198	20.14%
Dept: 05-6090-601015 Department Name: CLC						
Salaries						
5102002	00 PT Prof/Technical Staff	\$57,344	\$86,273	\$44,733	(\$41,540)	-48.15%
5103004	20 Non-Instructional Overload	\$23,291	\$12,000	\$20,049	\$8,049	67.08%
5106002	00 PT Clerical Staff	\$9,863	\$57,907	\$43,680	(\$14,227)	-24.57%
5108000	15 Student Employees - WSI	\$0	\$7,500	\$0	(\$7,500)	-100.00%
Sum of Salaries		\$90,499	\$163,680	\$108,462	(\$55,218)	-33.74%
Fringe Benefits						
5201001	00 Employer GTL Medical Vision	\$3,748	\$180	\$180	\$0	0.00%
5209000	55 Surs .5% Employer Contribution	\$117	\$780	\$224	(\$556)	-71.28%
5299900	00 Compensated Absences	(\$2,415)	\$0	\$0	\$0	#Num!
Sum of Fringe Benefits		\$1,450	\$960	\$404	(\$556)	-57.92%
Outsourced & Contractual Services						
5304000	10 Contract Maintenance Services	\$1,030	\$1,200	\$1,200	\$0	0.00%
5306000	00 Office Services	\$3,446	\$1,500	\$1,500	\$0	0.00%
5309000	20 Other Contractual Services	\$373	\$1,300	\$1,300	\$0	0.00%
Sum of Outsourced & Contractual Servi		\$4,849	\$4,000	\$4,000	\$0	0.00%
Maintenance, Memberships, and Printing & Postage Supplies						
5401001	00 Office Supplies	\$3,380	\$4,000	\$2,000	(\$2,000)	-50.00%
5401002	00 Instructional Supplies	\$469	\$0	\$2,000	\$2,000	#Div/0!
5401009	05 Supplies MCC Store	\$0	\$100	\$100	\$0	0.00%
5402000	00 Printing	\$128	\$200	\$200	\$0	0.00%
5404002	00 Computer Software	\$0	\$500	\$500	\$0	0.00%
5406000	00 Publications & Dues	\$110	\$200	\$200	\$0	0.00%
5408000	05 Food Purchases	\$11,617	\$12,000	\$12,000	\$0	0.00%
Sum of Maintenance, Memberships, and		\$15,704	\$17,000	\$17,000	\$0	0.00%

Thru: 6/30/2023

<i>Object</i>	<i>Object Name</i>	<i>FY23 YTD</i>	<i>FY23 Budget</i>	<i>FY24 Budget</i>	<i>\$ Change</i>	<i>% Change</i>
Travel, Meeting, Professional Development, and Recruitment						
5501000	05 Meeting Expense In-District	\$36	\$0	\$0	\$0	#Num!
Sum of Travel, Meeting, Professional D		\$36	\$0	\$0	\$0	#Num!
Net Total for CLC		\$112,538	\$185,640	\$129,866	(\$55,774)	-30.04%

Dept: 05-6090-609020 Department Name: MCC Floral Shop

Maintenance, Memberships, and Printing & Postage Supplies						
5401002	20 Supplies - Floral Design	\$0	\$6,000	\$6,000	\$0	0.00%
Sum of Maintenance, Memberships, and		\$0	\$6,000	\$6,000	\$0	0.00%
Net Total for MCC Floral Shop		\$0	\$6,000	\$6,000	\$0	0.00%

Dept: 05-6090-609022 Department Name: Workforce Comm & Bus Prog

Salaries						
5101001	00 FT Administrative Staff	\$177,212	\$198,298	\$204,049	\$5,751	2.90%
5102001	00 FT Prof/Tech Staff	\$47,973	\$43,727	\$45,011	\$1,284	2.94%
5106002	00 PT Clerical Staff	\$27,500	\$48,457	\$42,806	(\$5,651)	-11.66%
Sum of Salaries		\$252,685	\$290,482	\$291,866	\$1,384	0.48%

Fringe Benefits						
5201001	00 Employer GTL Medical Vision	\$40,020	\$86,809	\$42,404	(\$44,405)	-51.15%
5209000	55 Surs .5% Employer Contribution	\$1,203	\$1,452	\$1,674	\$222	15.29%
5299900	00 Compensated Absences	\$2,728	\$0	\$0	\$0	#Num!
Sum of Fringe Benefits		\$43,952	\$88,261	\$44,078	(\$44,183)	-50.06%

Outsourced & Contractual Services						
5306000	00 Office Services	\$8,020	\$0	\$0	\$0	#Num!
5309000	20 Other Contractual Services	\$603	\$0	\$0	\$0	#Num!
Sum of Outsourced & Contractual Servi		\$8,623	\$0	\$0	\$0	#Num!

Maintenance, Memberships, and Printing & Postage Supplies						
5401001	00 Office Supplies	\$1,614	\$2,000	\$2,000	\$0	0.00%
5402000	00 Printing	\$354	\$0	\$0	\$0	#Num!
5406000	00 Publications & Dues	\$10,918	\$5,000	\$5,000	\$0	0.00%
5408000	05 Food Purchases	\$7,420	\$4,000	\$4,700	\$700	17.50%
Sum of Maintenance, Memberships, and		\$20,306	\$11,000	\$11,700	\$700	6.36%

Travel, Meeting, Professional Development, and Recruitment						
5501000	05 Meeting Expense In-District	\$1,725	\$200	\$200	\$0	0.00%
5509000	15 Other Conf & Mtg Exp	\$0	\$200	\$200	\$0	0.00%
Sum of Travel, Meeting, Professional D		\$1,725	\$400	\$400	\$0	0.00%

Thru: 6/30/2023

<i>Object</i>	<i>Object Name</i>	<i>FY23 YTD</i>	<i>FY23 Budget</i>	<i>FY24 Budget</i>	<i>\$ Change</i>	<i>% Change</i>
Net Total for Workforce Comm & Bus		\$327,291	\$390,143	\$348,044	(\$42,099)	-10.79%

Dept: 05-6090-609025 Department Name: Workforce Training - Open Enrollment

Salaries

5102001	00 FT Prof/Tech Staff	\$73,877	\$73,877	\$76,019	\$2,142	2.90%
Sum of Salaries		\$73,877	\$73,877	\$76,019	\$2,142	2.90%

Fringe Benefits

5201001	00 Employer GTL Medical Vision	\$27,855	\$27,897	\$29,305	\$1,408	5.05%
5209000	55 Surs .5% Employer Contribution	\$369	\$369	\$380	\$11	2.98%
5299900	00 Compensated Absences	(\$7)	\$0	\$0	\$0	#Num!
Sum of Fringe Benefits		\$28,217	\$28,266	\$29,685	\$1,419	5.02%

Outsourced & Contractual Services

5309000	20 Other Contractual Services	\$75,922	\$64,750	\$64,750	\$0	0.00%
Sum of Outsourced & Contractual Servi		\$75,922	\$64,750	\$64,750	\$0	0.00%

Maintenance, Memberships, and Printing & Postage Supplies

5401001	00 Office Supplies	\$508	\$0	\$300	\$300	#Div/0!
5401009	05 Supplies MCC Store	\$2,043	\$500	\$500	\$0	0.00%
5402000	00 Printing	\$1,631	\$200	\$200	\$0	0.00%
5406000	00 Publications & Dues	\$229	\$500	\$500	\$0	0.00%
5409000	00 Other Materials & Supplies	\$34,849	\$29,600	\$29,600	\$0	0.00%
Sum of Maintenance, Memberships, and		\$39,261	\$30,800	\$31,100	\$300	0.97%

Travel, Meeting, Professional Development, and Recruitment

5502000	05 In District Travel	\$0	\$100	\$100	\$0	0.00%
5509000	15 Other Conf & Mtg Exp	\$0	\$550	\$550	\$0	0.00%
Sum of Travel, Meeting, Professional D		\$0	\$650	\$650	\$0	0.00%

Net Total for Workforce Training - Op		\$217,277	\$198,343	\$202,204	\$3,861	1.95%
--	--	------------------	------------------	------------------	----------------	--------------

Dept: 05-6090-609030 Department Name: Workforce Training - Contract Trainin

Salaries

5106002	00 PT Clerical Staff	\$1,656	\$28,707	\$20,800	(\$7,907)	-27.54%
Sum of Salaries		\$1,656	\$28,707	\$20,800	(\$7,907)	-27.54%

Fringe Benefits

5201001	00 Employer GTL Medical Vision	\$1	\$0	\$90	\$90	#Div/0!
5209000	55 Surs .5% Employer Contribution	\$3	\$144	\$0	(\$144)	-100.00%
5299900	00 Compensated Absences	(\$453)	\$0	\$0	\$0	#Num!
Sum of Fringe Benefits		(\$448)	\$144	\$90	(\$54)	-37.50%

Thru: 6/30/2023

<i>Object</i>	<i>Object Name</i>	<i>FY23 YTD</i>	<i>FY23 Budget</i>	<i>FY24 Budget</i>	<i>\$ Change</i>	<i>% Change</i>
Outsourced & Contractual Services						
5309000	20 Other Contractual Services	\$155,146	\$52,500	\$52,500	\$0	0.00%
Sum of Outsourced & Contractual Servi		\$155,146	\$52,500	\$52,500	\$0	0.00%
Maintenance, Memberships, and Printing & Postage Supplies						
5401001	00 Office Supplies	\$559	\$50	\$350	\$300	600.00%
5401009	05 Supplies MCC Store	\$4,400	\$0	\$0	\$0	#Num!
5402000	00 Printing	\$543	\$400	\$400	\$0	0.00%
5404003	00 Postage	\$174	\$0	\$0	\$0	#Num!
5408000	05 Food Purchases	\$292	\$1,000	\$500	(\$500)	-50.00%
5409000	00 Other Materials & Supplies	\$18,634	\$24,000	\$24,000	\$0	0.00%
Sum of Maintenance, Memberships, and		\$24,601	\$25,450	\$25,250	(\$200)	-0.79%
Travel, Meeting, Professional Development, and Recruitment						
5502000	05 In District Travel	\$462	\$400	\$400	\$0	0.00%
Sum of Travel, Meeting, Professional D		\$462	\$400	\$400	\$0	0.00%
Net Total for Workforce Training - Co		\$181,417	\$107,201	\$99,040	(\$8,161)	-7.61%

Dept: 05-6090-609032 Department Name: Workforce Training Program

Salaries

5102001	00 FT Prof/Tech Staff	\$45,276	\$98,195	\$58,236	(\$39,959)	-40.69%
5103001	10 FT Stipends Fall Spring Summer	\$18,532	\$0	\$0	\$0	#Num!
5103002	15 PT Stipends Fall Sprg Sum	\$39,861	\$35,000	\$36,050	\$1,050	3.00%
Sum of Salaries		\$103,669	\$133,195	\$94,286	(\$38,909)	-29.21%

Fringe Benefits

5201001	00 Employer GTL Medical Vision	\$1,209	\$28,736	\$90	(\$28,646)	-99.69%
5209000	55 Surs .5% Employer Contribution	\$335	\$666	\$471	(\$195)	-29.28%
5299900	00 Compensated Absences	\$4,014	\$0	\$0	\$0	#Num!
Sum of Fringe Benefits		\$5,558	\$29,402	\$561	(\$28,841)	-98.09%

Outsourced & Contractual Services

5308000	00 Instructional Services	\$0	\$0	\$0	\$0	#Num!
5309000	15 Background Checks	\$52	\$0	\$0	\$0	#Num!
5309000	20 Other Contractual Services	\$212,905	\$73,500	\$73,500	\$0	0.00%
Sum of Outsourced & Contractual Servi		\$212,957	\$73,500	\$73,500	\$0	0.00%

Maintenance, Memberships, and Printing & Postage Supplies

5401001	00 Office Supplies	\$0	\$100	\$100	\$0	0.00%
5401002	00 Instructional Supplies	\$25,686	\$3,500	\$35,000	\$31,500	900.00%
5401009	05 Supplies MCC Store	\$9,774	\$5,250	\$5,250	\$0	0.00%
5402000	00 Printing	\$113	\$200	\$200	\$0	0.00%

Thru: 6/30/2023

<i>Object</i>	<i>Object Name</i>	<i>FY23 YTD</i>	<i>FY23 Budget</i>	<i>FY24 Budget</i>	<i>\$ Change</i>	<i>% Change</i>
5406000	00 Publications & Dues	\$1,750	\$1,500	\$1,500	\$0	0.00%
5408000	05 Food Purchases	\$131	\$0	\$0	\$0	#Num!
Sum of Maintenance, Memberships, and		\$37,454	\$10,550	\$42,050	\$31,500	298.58%
Travel, Meeting, Professional Development, and Recruitment						
5502000	05 In District Travel	\$0	\$100	\$100	\$0	0.00%
Sum of Travel, Meeting, Professional D		\$0	\$100	\$100	\$0	0.00%
Net Total for Workforce Training Prog		\$359,638	\$246,747	\$210,497	(\$36,250)	-14.69%
Net Surplus/(Deficit) of Auxiliary		(\$48,451)	(\$185,252)	(\$41,089)	\$144,163	-77.82%

Thru: 6/30/2023

Object	Object Name	FY23 YTD	FY23 Budget	FY24 Budget	\$ Change	% Change
--------	-------------	----------	-------------	-------------	-----------	----------

Fund 06 Restricted Purposes

Dept: 06-0000-000000 Department Name: General

State Governmental Sources

4201022	00 SV35 MIA/ POW Dep	(\$2,052)	\$0	\$0	\$0	#Num!
Sum of State Governmental Sources		(\$2,052)	\$0	\$0	\$0	#Num!

Federal Governmental Sources

4301000	70 FMTA Military Tuition Assist.	(\$897)	\$0	\$0	\$0	#Num!
Sum of Federal Governmental Sources		(\$897)	\$0	\$0	\$0	#Num!

Net Total for General (\$2,949) \$0 \$0 \$0 #Num!

Dept: 06-0000-302030 Department Name: Federal Programs

Federal Governmental Sources

4301000	45 Pell	\$4,338,824	\$4,410,000	\$4,100,000	(\$310,000)	-7.03%
4301000	50 Pell Administrative	\$0	\$15,000	\$10,000	(\$5,000)	-33.33%
4301000	53 Fed Financial Aid Fees Revenue	\$4,705	\$0	\$0	\$0	#Num!
4301000	55 SEOG	\$100,000	\$85,000	\$110,000	\$25,000	29.41%
Sum of Federal Governmental Sources		\$4,443,529	\$4,510,000	\$4,220,000	(\$290,000)	-6.43%

Net Total for Federal Programs \$4,443,529 \$4,510,000 \$4,220,000 (\$290,000) -6.43%

Dept: 06-0000-302032 Department Name: Federal-Student Workers

Federal Governmental Sources

4301000	35 WSF Revenue from DOE	\$101,039	\$105,613	\$105,613	\$0	0.00%
Sum of Federal Governmental Sources		\$101,039	\$105,613	\$105,613	\$0	0.00%

Net Total for Federal-Student Workers \$101,039 \$105,613 \$105,613 \$0 0.00%

Dept: 06-0000-900000 Department Name: General

Other Revenue

4909000	01 Other Grant Revenue	\$0	\$2,666,626	\$5,000,000	\$2,333,374	87.50%
Sum of Other Revenue		\$0	\$2,666,626	\$5,000,000	\$2,333,374	87.50%

Scholarships, Student Activities, and Waivers

5909000	01 Other Expenses	\$0	\$2,666,626	\$5,000,000	\$2,333,374	87.50%
Sum of Scholarships, Student Activities,		\$0	\$2,666,626	\$5,000,000	\$2,333,374	87.50%

Net Total for General \$0 \$5,333,252 \$10,000,000 \$4,666,748 87.50%

Dept: 06-0000-901016 Department Name: Federal Basic Adult Ed

Thru: 6/30/2023

<i>Object</i>	<i>Object Name</i>	<i>FY23 YTD</i>	<i>FY23 Budget</i>	<i>FY24 Budget</i>	<i>\$ Change</i>	<i>% Change</i>
Federal Governmental Sources						
4301000	15 Federal Basic Adult Education	\$281,709	\$281,709	\$272,026	(\$9,683)	-3.44%
Sum of Federal Governmental Sources		\$281,709	\$281,709	\$272,026	(\$9,683)	-3.44%
Net Total for Federal Basic Adult Ed		\$281,709	\$281,709	\$272,026	(\$9,683)	-3.44%

Dept: 06-0000-901018 *Department Name: English Literacy / Civics*

State Governmental Sources						
4201000	10 English Literacy/Civics	\$19,000	\$19,000	\$19,000	\$0	0.00%
Sum of State Governmental Sources		\$19,000	\$19,000	\$19,000	\$0	0.00%
Net Total for English Literacy / Civics		\$19,000	\$19,000	\$19,000	\$0	0.00%

Dept: 06-0000-901020 *Department Name: GI Bill Student Grants*

Federal Governmental Sources						
4309000	25 Gi Bill Student Grants	\$111,795	\$250,000	\$0	(\$250,000)	-100.00%
Sum of Federal Governmental Sources		\$111,795	\$250,000	\$0	(\$250,000)	-100.00%
Net Total for GI Bill Student Grants		\$111,795	\$250,000	\$0	(\$250,000)	-100.00%

Dept: 06-0000-901022 *Department Name: SBDC Federal 1*

Federal Governmental Sources						
4301000	05 Sbdc Grant Revenue Federal	\$73,456	\$88,014	\$94,638	\$6,624	7.53%
Sum of Federal Governmental Sources		\$73,456	\$88,014	\$94,638	\$6,624	7.53%
Net Total for SBDC Federal 1		\$73,456	\$88,014	\$94,638	\$6,624	7.53%

Dept: 06-0000-901026 *Department Name: Perkins IV PostSecond Basic*

Federal Governmental Sources						
4301000	10 Perkins Iv Postsecondary Basic	\$350,310	\$350,310	\$350,310	\$0	0.00%
Sum of Federal Governmental Sources		\$350,310	\$350,310	\$350,310	\$0	0.00%
Net Total for Perkins IV PostSecond B		\$350,310	\$350,310	\$350,310	\$0	0.00%

Dept: 06-0000-902011 *Department Name: IL Coop Work Study*

State Governmental Sources						
4209000	30 Ill Cooperative Work Study Rev	\$44,461	\$47,029	\$47,029	\$0	0.00%
Sum of State Governmental Sources		\$44,461	\$47,029	\$47,029	\$0	0.00%
Net Total for IL Coop Work Study		\$44,461	\$47,029	\$47,029	\$0	0.00%

Dept: 06-0000-902014 *Department Name: State Basic Adult Ed*

Thru: 6/30/2023

<i>Object</i>	<i>Object Name</i>	<i>FY23 YTD</i>	<i>FY23 Budget</i>	<i>FY24 Budget</i>	<i>\$ Change</i>	<i>% Change</i>
State Governmental Sources						
4201019	00 Adult Education - State Basic	\$289,135	\$289,135	\$391,224	\$102,089	35.31%
Sum of State Governmental Sources		\$289,135	\$289,135	\$391,224	\$102,089	35.31%
Net Total for State Basic Adult Ed		\$289,135	\$289,135	\$391,224	\$102,089	35.31%

Dept: 06-0000-902016 Department Name: Community Literacy Program

State Governmental Sources						
4209000	40 Community Literacy	\$68,977	\$78,525	\$85,000	\$6,475	8.25%
Sum of State Governmental Sources		\$68,977	\$78,525	\$85,000	\$6,475	8.25%
Net Total for Community Literacy Prog		\$68,977	\$78,525	\$85,000	\$6,475	8.25%

Dept: 06-0000-902024 Department Name: MAP Grant Award

State Governmental Sources						
4209000	65 Map Grant	\$465,898	\$500,000	\$0	(\$500,000)	-100.00%
Sum of State Governmental Sources		\$465,898	\$500,000	\$0	(\$500,000)	-100.00%
Net Total for MAP Grant Award		\$465,898	\$500,000	\$0	(\$500,000)	-100.00%

Dept: 06-0000-902027 Department Name: ECACE-Early Childhood Access

State Governmental Sources						
4207001	00 ECACE-Early Childhood Access	\$127,491	\$0	\$32,162	\$32,162	#Div/0!
Sum of State Governmental Sources		\$127,491	\$0	\$32,162	\$32,162	#Div/0!
Net Total for ECACE-Early Childhood		\$127,491	\$0	\$32,162	\$32,162	#Div/0!

Dept: 06-0000-902030 Department Name: ISBDC Program Revenue

Federal Governmental Sources						
4309000	05 Sbdc Program Revenue	\$996	\$4,000	\$1,500	(\$2,500)	-62.50%
Sum of Federal Governmental Sources		\$996	\$4,000	\$1,500	(\$2,500)	-62.50%
Net Total for ISBDC Program Revenue		\$996	\$4,000	\$1,500	(\$2,500)	-62.50%

Dept: 06-0000-902033 Department Name: IGEN - Renewable Energy

State Governmental Sources						
4209000	27 IL Green Economy Network	\$5,740	\$6,880	\$0	(\$6,880)	-100.00%
Sum of State Governmental Sources		\$5,740	\$6,880	\$0	(\$6,880)	-100.00%
Net Total for IGEN - Renewable Energ		\$5,740	\$6,880	\$0	(\$6,880)	-100.00%

Dept: 06-0000-902034 Department Name: Illinois Green Economy

Thru: 6/30/2023

<i>Object</i>	<i>Object Name</i>	<i>FY23 YTD</i>	<i>FY23 Budget</i>	<i>FY24 Budget</i>	<i>\$ Change</i>	<i>% Change</i>
State Governmental Sources						
4209000	27 IL Green Economy Network	\$30,699	\$15,000	\$0	(\$15,000)	-100.00%
Sum of State Governmental Sources		\$30,699	\$15,000	\$0	(\$15,000)	-100.00%
Net Total for Illinois Green Economy		\$30,699	\$15,000	\$0	(\$15,000)	-100.00%

Dept: 06-0000-902040 Department Name: State Performance

State Governmental Sources						
4201021	00 Adult Education - Performance	\$102,370	\$102,370	\$123,485	\$21,115	20.63%
Sum of State Governmental Sources		\$102,370	\$102,370	\$123,485	\$21,115	20.63%
Net Total for State Performance		\$102,370	\$102,370	\$123,485	\$21,115	20.63%

Dept: 06-0000-902060 Department Name: Dpnds Police Fire Corr Off Grt

State Governmental Sources						
4209000	00 Revenue State Sources - Other	\$1,736	\$0	\$0	\$0	#Num!
Sum of State Governmental Sources		\$1,736	\$0	\$0	\$0	#Num!
Net Total for Dpnds Police Fire Corr O		\$1,736	\$0	\$0	\$0	#Num!

Dept: 06-0000-903018 Department Name: Marchi Endowment

Nongovernmental Gifts						
4809000	15 Marchi Endowment Revenue	\$4,940	\$0	\$0	\$0	#Num!
Sum of Nongovernmental Gifts		\$4,940	\$0	\$0	\$0	#Num!
Net Total for Marchi Endowment		\$4,940	\$0	\$0	\$0	#Num!

Dept: 06-0000-904060 Department Name: IRS Vol Income Tax Asst Grant

Federal Governmental Sources						
4309000	60 IRS Dept of Treasury Revenue	\$31,707	\$0	\$0	\$0	#Num!
Sum of Federal Governmental Sources		\$31,707	\$0	\$0	\$0	#Num!
Net Total for IRS Vol Income Tax Asst		\$31,707	\$0	\$0	\$0	#Num!

Dept: 06-0000-904075 Department Name: Redefining HS/College Transiti

State Governmental Sources						
4209000	00 Revenue State Sources - Other	\$0	\$1,213	\$1,213	\$0	0.00%
Sum of State Governmental Sources		\$0	\$1,213	\$1,213	\$0	0.00%
Net Total for Redefining HS/College Tr		\$0	\$1,213	\$1,213	\$0	0.00%

Dept: 06-0000-904090 Department Name: WIOA Out-of-School Youth Prog

Thru: 6/30/2023

<i>Object</i>	<i>Object Name</i>	<i>FY23 YTD</i>	<i>FY23 Budget</i>	<i>FY24 Budget</i>	<i>\$ Change</i>	<i>% Change</i>
Federal Governmental Sources						
4302002	00 WIOA Revenue	\$0	\$0	\$0	\$0	#Num!
Sum of Federal Governmental Sources		\$0	\$0	\$0	\$0	#Num!
Net Total for WIOA Out-of-School You		\$0	\$0	\$0	\$0	#Num!

Dept: 06-0000-904110 Department Name: Upward Bound Grant

Federal Governmental Sources						
4301001	00 US Dept of Ed Direct Revenue	\$68,358	\$68,358	\$0	(\$68,358)	-100.00%
Sum of Federal Governmental Sources		\$68,358	\$68,358	\$0	(\$68,358)	-100.00%
Net Total for Upward Bound Grant		\$68,358	\$68,358	\$0	(\$68,358)	-100.00%

Dept: 06-0000-904120 Department Name: Nuts Bolts Thingamajigs Grant

Nongovernmental Gifts						
4809000	00 Non Governmental Gift Other	\$5,533	\$2,000	\$5,000	\$3,000	150.00%
Sum of Nongovernmental Gifts		\$5,533	\$2,000	\$5,000	\$3,000	150.00%
Net Total for Nuts Bolts Thingamajigs		\$5,533	\$2,000	\$5,000	\$3,000	150.00%

Dept: 06-0000-904126 Department Name: NSF STEM Scholarship Grant

Federal Governmental Sources						
4309002	01 National Science Foundation RV	\$185,074	\$0	\$165,000	\$165,000	#Div/0!
Sum of Federal Governmental Sources		\$185,074	\$0	\$165,000	\$165,000	#Div/0!
Net Total for NSF STEM Scholarship		\$185,074	\$0	\$165,000	\$165,000	#Div/0!

Dept: 06-0000-904127 Department Name: Skyepack Textbook Liberation

Nongovernmental Gifts						
4809000	00 Non Governmental Gift Other	\$0	\$0	\$0	\$0	#Num!
Sum of Nongovernmental Gifts		\$0	\$0	\$0	\$0	#Num!
Net Total for Skyepack Textbook Liber		\$0	\$0	\$0	\$0	#Num!

Dept: 06-0000-904130 Department Name: Sage Legacy Grant

Nongovernmental Gifts						
4809000	00 Non Governmental Gift Other	\$222	\$0	\$0	\$0	#Num!
Sum of Nongovernmental Gifts		\$222	\$0	\$0	\$0	#Num!
Net Total for Sage Legacy Grant		\$222	\$0	\$0	\$0	#Num!

Dept: 06-0000-904134 Department Name: Childcare Access-CCAMPIS Grant

Thru: 6/30/2023

<i>Object</i>	<i>Object Name</i>	<i>FY23 YTD</i>	<i>FY23 Budget</i>	<i>FY24 Budget</i>	<i>\$ Change</i>	<i>% Change</i>
Federal Governmental Sources						
4301001	00 US Dept of Ed Direct Revenue	\$3,882	\$0	\$0	\$0	#Num!
Sum of Federal Governmental Sources		\$3,882	\$0	\$0	\$0	#Num!
Net Total for Childcare Access-CCAM		\$3,882	\$0	\$0	\$0	#Num!

Dept: 06-0000-904136 Department Name: IMA Education Foundation Grant

Federal Governmental Sources						
4302002	10 DOL Pass Through Revenue	\$0	\$0	\$0	\$0	#Num!
Sum of Federal Governmental Sources		\$0	\$0	\$0	\$0	#Num!
Net Total for IMA Education Foundati		\$0	\$0	\$0	\$0	#Num!

Dept: 06-0000-904139 Department Name: DGLF Adult Literacy Grant

Nongovernmental Gifts						
4809000	00 Non Governmental Gift Other	\$8,000	\$0	\$0	\$0	#Num!
Sum of Nongovernmental Gifts		\$8,000	\$0	\$0	\$0	#Num!
Net Total for DGLF Adult Literacy Gra		\$8,000	\$0	\$0	\$0	#Num!

Dept: 06-0000-904140 Department Name: CCT-Food Land Opportunity

Nongovernmental Gifts						
4809000	00 Non Governmental Gift Other	\$200,704	\$200,000	\$200,000	\$0	0.00%
Sum of Nongovernmental Gifts		\$200,704	\$200,000	\$200,000	\$0	0.00%
Net Total for CCT-Food Land Opportu		\$200,704	\$200,000	\$200,000	\$0	0.00%

Dept: 06-0000-904141 Department Name: Innovative Bridge & Transition

State Governmental Sources						
4201009	00 ICCB Special Initiative Grants	\$14,820	\$0	\$0	\$0	#Num!
Sum of State Governmental Sources		\$14,820	\$0	\$0	\$0	#Num!
Net Total for Innovative Bridge & Tran		\$14,820	\$0	\$0	\$0	#Num!

Dept: 06-0000-904144 Department Name: Expanding CC Apprenticeships

Federal Governmental Sources						
4302002	10 DOL Pass Through Revenue	\$0	\$0	\$0	\$0	#Num!
Sum of Federal Governmental Sources		\$0	\$0	\$0	\$0	#Num!
Net Total for Expanding CC Apprentic		\$0	\$0	\$0	\$0	#Num!

Dept: 06-0000-904147 Department Name: Pathways to Persistence & Grad

Thru: 6/30/2023

<i>Object</i>	<i>Object Name</i>	<i>FY23 YTD</i>	<i>FY23 Budget</i>	<i>FY24 Budget</i>	<i>\$ Change</i>	<i>% Change</i>
Federal Governmental Sources						
4301001	00 US Dept of Ed Direct Revenue	\$297,985	\$450,000	\$500,826	\$50,826	11.29%
Sum of Federal Governmental Sources		\$297,985	\$450,000	\$500,826	\$50,826	11.29%
Net Total for Pathways to Persistence		\$297,985	\$450,000	\$500,826	\$50,826	11.29%

Dept: 06-0000-904152 Department Name: SIP Emergency Relief Fund

Federal Governmental Sources						
4301001	00 US Dept of Ed Direct Revenue	\$388,238	\$388,000	\$0	(\$388,000)	-100.00%
Sum of Federal Governmental Sources		\$388,238	\$388,000	\$0	(\$388,000)	-100.00%
Net Total for SIP Emergency Relief Fu		\$388,238	\$388,000	\$0	(\$388,000)	-100.00%

Dept: 06-0000-904154 Department Name: Ed Stabilization Fund-GEER

Federal Governmental Sources						
4301002	00 FED DOE Pass-Through Revenue	\$0	\$0	\$0	\$0	#Num!
Sum of Federal Governmental Sources		\$0	\$0	\$0	\$0	#Num!
Net Total for Ed Stabilization Fund-G		\$0	\$0	\$0	\$0	#Num!

Dept: 06-0000-904155 Department Name: IL SBDC Cares Act Funds

State Governmental Sources						
4209000	70 Sbdc Grant Revenue State	\$10,080	\$10,000	\$0	(\$10,000)	-100.00%
Sum of State Governmental Sources		\$10,080	\$10,000	\$0	(\$10,000)	-100.00%
Net Total for IL SBDC Cares Act Fund		\$10,080	\$10,000	\$0	(\$10,000)	-100.00%

Dept: 06-0000-904159 Department Name: CRRSA-HEERF II Institutional

Federal Governmental Sources						
4309001	50 Other Fed Grant-Direct	\$0	\$0	\$0	\$0	#Num!
Sum of Federal Governmental Sources		\$0	\$0	\$0	\$0	#Num!
Net Total for CRRSA-HEERF II Instit		\$0	\$0	\$0	\$0	#Num!

Dept: 06-0000-904160 Department Name: ARP-HEERF III Student

Federal Governmental Sources						
4309001	50 Other Fed Grant-Direct	\$0	\$0	\$0	\$0	#Num!
Sum of Federal Governmental Sources		\$0	\$0	\$0	\$0	#Num!
Net Total for ARP-HEERF III Student		\$0	\$0	\$0	\$0	#Num!

Dept: 06-0000-904161 Department Name: CRRSA-HEERF III Institutional

Thru: 6/30/2023

<i>Object</i>	<i>Object Name</i>	<i>FY23 YTD</i>	<i>FY23 Budget</i>	<i>FY24 Budget</i>	<i>\$ Change</i>	<i>% Change</i>
Federal Governmental Sources						
4309001	50 Other Fed Grant-Direct	\$3,472,841	\$2,700,000	\$0	(\$2,700,000)	-100.00%
Sum of Federal Governmental Sources		\$3,472,841	\$2,700,000	\$0	(\$2,700,000)	-100.00%
Net Total for CRRSA-HEERF III Insti		\$3,472,841	\$2,700,000	\$0	(\$2,700,000)	-100.00%

Dept: 06-0000-904164 Department Name: ETSB Starcom21 McHenry Cty

Local Governmental Sources						
4109000	00 Other Local Govt Sources	\$4,104	\$0	\$0	\$0	#Num!
Sum of Local Governmental Sources		\$4,104	\$0	\$0	\$0	#Num!
Net Total for ETSB Starcom21 McHen		\$4,104	\$0	\$0	\$0	#Num!

Dept: 06-0000-904165 Department Name: CFMC Career Exploration Grant

Nongovernmental Gifts						
4809000	00 Non Governmental Gift Other	\$20,000	\$0	\$0	\$0	#Num!
Sum of Nongovernmental Gifts		\$20,000	\$0	\$0	\$0	#Num!
Net Total for CFMC Career Exploratio		\$20,000	\$0	\$0	\$0	#Num!

Dept: 06-0000-904167 Department Name: GEER II-Learning Renewal Plan

Federal Governmental Sources						
4301002	00 FED DOE Pass-Through Revenue	\$0	\$0	\$0	\$0	#Num!
Sum of Federal Governmental Sources		\$0	\$0	\$0	\$0	#Num!
Net Total for GEER II-Learning Rene		\$0	\$0	\$0	\$0	#Num!

Dept: 06-0000-904168 Department Name: USDA Campus-Based Food Hub

Federal Governmental Sources						
4309001	50 Other Fed Grant-Direct	\$3,774	\$84,150	\$0	(\$84,150)	-100.00%
Sum of Federal Governmental Sources		\$3,774	\$84,150	\$0	(\$84,150)	-100.00%
Net Total for USDA Campus-Based Fo		\$3,774	\$84,150	\$0	(\$84,150)	-100.00%

Dept: 06-0000-904169 Department Name: Specialty Crop Grant Grant

Federal Governmental Sources						
4309002	00 Other Fed Grant Pass-Through	\$7,569	\$17,801	\$8,000	(\$9,801)	-55.06%
Sum of Federal Governmental Sources		\$7,569	\$17,801	\$8,000	(\$9,801)	-55.06%
Net Total for Specialty Crop Grant Gra		\$7,569	\$17,801	\$8,000	(\$9,801)	-55.06%

Dept: 06-0000-904170 Department Name: Advance McHenry Cty-CATI Equip

Thru: 6/30/2023

<i>Object</i>	<i>Object Name</i>	<i>FY23 YTD</i>	<i>FY23 Budget</i>	<i>FY24 Budget</i>	<i>\$ Change</i>	<i>% Change</i>
Federal Governmental Sources						
4309002	00 Other Fed Grant Pass-Through	\$18,261	\$0	\$1,693,100	\$1,693,100	#Div/0!
Sum of Federal Governmental Sources		\$18,261	\$0	\$1,693,100	\$1,693,100	#Div/0!
Net Total for Advance McHenry Cty-C		\$18,261	\$0	\$1,693,100	\$1,693,100	#Div/0!

Dept: 06-0000-904171 **Department Name: AdvanceMcHenryCty-Man Pathways**

Federal Governmental Sources						
4309002	00 Other Fed Grant Pass-Through	\$222,910	\$292,750	\$292,750	\$0	0.00%
Sum of Federal Governmental Sources		\$222,910	\$292,750	\$292,750	\$0	0.00%
Net Total for AdvanceMcHenryCty-Ma		\$222,910	\$292,750	\$292,750	\$0	0.00%

Dept: 06-0000-904172 **Department Name: Job Training/Econ Dev-JTED**

Federal Governmental Sources						
4309002	00 Other Fed Grant Pass-Through	\$5,996	\$187,500	\$0	(\$187,500)	-100.00%
Sum of Federal Governmental Sources		\$5,996	\$187,500	\$0	(\$187,500)	-100.00%
Net Total for Job Training/Econ Dev-J		\$5,996	\$187,500	\$0	(\$187,500)	-100.00%

Dept: 06-0000-904174 **Department Name: ECACE-Early Childhood Access**

Federal Governmental Sources						
4303002	00 Dept of Health&Human Pass Thru	\$449,178	\$428,396	\$428,396	\$0	0.00%
Sum of Federal Governmental Sources		\$449,178	\$428,396	\$428,396	\$0	0.00%
Net Total for ECACE-Early Childhood		\$449,178	\$428,396	\$428,396	\$0	0.00%

Dept: 06-0000-904175 **Department Name: IMEC/AdvMcHCty/Workplace Skill**

Federal Governmental Sources						
4309002	00 Other Fed Grant Pass-Through	\$219,898	\$0	\$0	\$0	#Num!
Sum of Federal Governmental Sources		\$219,898	\$0	\$0	\$0	#Num!
Net Total for IMEC/AdvMcHCty/Work		\$219,898	\$0	\$0	\$0	#Num!

Dept: 06-0000-904176 **Department Name: College Bridge Grant**

Federal Governmental Sources						
4309002	00 Other Fed Grant Pass-Through	\$194,306	\$220,000	\$220,000	\$0	0.00%
Sum of Federal Governmental Sources		\$194,306	\$220,000	\$220,000	\$0	0.00%
Net Total for College Bridge Grant		\$194,306	\$220,000	\$220,000	\$0	0.00%

Dept: 06-0000-904177 **Department Name: Dual Credit Program Expansion**

Thru: 6/30/2023

<i>Object</i>	<i>Object Name</i>	<i>FY23 YTD</i>	<i>FY23 Budget</i>	<i>FY24 Budget</i>	<i>\$ Change</i>	<i>% Change</i>
Federal Governmental Sources						
4301001	00 US Dept of Ed Direct Revenue	\$16,562	\$0	\$0	\$0	#Num!
Sum of Federal Governmental Sources		\$16,562	\$0	\$0	\$0	#Num!
Net Total for Dual Credit Program Exp		\$16,562	\$0	\$0	\$0	#Num!

Dept: 06-0000-904178 **Department Name: Upward Bound Harvard CUSD 50**

Federal Governmental Sources						
4301001	00 US Dept of Ed Direct Revenue	\$248,676	\$297,023	\$297,023	\$0	0.00%
Sum of Federal Governmental Sources		\$248,676	\$297,023	\$297,023	\$0	0.00%
Net Total for Upward Bound Harvard		\$248,676	\$297,023	\$297,023	\$0	0.00%

Dept: 06-0000-904179 **Department Name: PATH-Pipeline Adv Hlthcare**

State Governmental Sources						
4209000	00 Revenue State Sources - Other	\$551,270	\$551,270	\$0	(\$551,270)	-100.00%
Sum of State Governmental Sources		\$551,270	\$551,270	\$0	(\$551,270)	-100.00%
Net Total for PATH-Pipeline Adv Hlth		\$551,270	\$551,270	\$0	(\$551,270)	-100.00%

Dept: 06-0000-904180 **Department Name: IBHE Nursing School Grant**

State Governmental Sources						
4209000	00 Revenue State Sources - Other	\$22,310	\$22,310	\$0	(\$22,310)	-100.00%
Sum of State Governmental Sources		\$22,310	\$22,310	\$0	(\$22,310)	-100.00%
Net Total for IBHE Nursing School Gr		\$22,310	\$22,310	\$0	(\$22,310)	-100.00%

Dept: 06-0000-904181 **Department Name: Mental Health Early Action**

State Governmental Sources						
4201099	00 Other ICCB Grants	\$91,189	\$0	\$98,736	\$98,736	#Div/0!
Sum of State Governmental Sources		\$91,189	\$0	\$98,736	\$98,736	#Div/0!
Net Total for Mental Health Early Acti		\$91,189	\$0	\$98,736	\$98,736	#Div/0!

Dept: 06-0000-904183 **Department Name: Lieb Director Endowed**

Nongovernmental Gifts						
4809000	00 Non Governmental Gift Other			\$100,000		
Sum of Nongovernmental Gifts				\$100,000		
Net Total for Lieb Director Endowed				\$100,000		

Dept: 06-1010-904183 **Department Name: Lieb Director Endowed**

Thru: 6/30/2023

<i>Object</i>	<i>Object Name</i>	<i>FY23 YTD</i>	<i>FY23 Budget</i>	<i>FY24 Budget</i>	<i>\$ Change</i>	<i>% Change</i>
Salaries						
5101001	00 FT Administrative Staff			\$100,000		
Sum of Salaries				\$100,000		
Net Total for Lieb Director Endowed				\$100,000		

Dept: 06-1030-904170 Department Name: Advance McHenry Cty-CATI Equip

Maintenance, Memberships, and Printing & Postage Supplies

5401002	00 Instructional Supplies	\$18,261	\$0	\$1,693,100	\$1,693,100	#Div/0!
Sum of Maintenance, Memberships, and		\$18,261	\$0	\$1,693,100	\$1,693,100	#Div/0!

Capital Outlay

5806000	00 Equipment - Instructional	\$0	\$0	\$0	\$0	#Num!
Sum of Capital Outlay		\$0	\$0	\$0	\$0	#Num!

Net Total for Advance McHenry Cty-C \$18,261 \$0 \$1,693,100 \$1,693,100 #Div/0!

Dept: 06-1030-904174 Department Name: ECACE-Early Childhood Access

Salaries

5102001	00 FT Prof/Tech Staff	\$35,475	\$50,000	\$46,305	(\$3,695)	-7.39%
5103001	10 FT Stipends Fall Spring Summer	\$14,000	\$14,000	\$14,000	\$0	0.00%
5103002	15 PT Stipends Fall Sprg Sum	\$1,929	\$12,400	\$20,800	\$8,400	67.74%
5106002	00 PT Clerical Staff	\$0	\$16,400	\$0	(\$16,400)	-100.00%
Sum of Salaries		\$51,404	\$92,800	\$81,105	(\$11,695)	-12.60%

Fringe Benefits

5201001	00 Employer GTL Medical Vision	\$3,147	\$17,550	\$28,826	\$11,276	64.25%
5209000	55 Surs .5% Employer Contribution	\$263	\$464	\$232	(\$232)	-50.00%
5209000	60 Surs Federal Grant Obligation	\$6,525	\$11,906	\$0	(\$11,906)	-100.00%
Sum of Fringe Benefits		\$9,935	\$29,920	\$29,058	(\$862)	-2.88%

Outsourced & Contractual Services

5302000	00 Consultants	\$2,500	\$40,000	\$0	(\$40,000)	-100.00%
5309000	20 Other Contractual Services	\$2,869	\$0	\$0	\$0	#Num!
Sum of Outsourced & Contractual Servi		\$5,369	\$40,000	\$0	(\$40,000)	-100.00%

Maintenance, Memberships, and Printing & Postage Supplies

5401001	00 Office Supplies	\$52,430	\$10,000	\$40,197	\$30,197	301.97%
5401009	00 IT Technology Supplies	\$24,486	\$0	\$0	\$0	#Num!
5401009	05 Supplies MCC Store	\$109,545	\$80,000	\$80,000	\$0	0.00%
5402000	00 Printing	\$528	\$0	\$0	\$0	#Num!
5406000	00 Publications & Dues	\$199	\$0	\$0	\$0	#Num!

Thru: 6/30/2023

<i>Object</i>	<i>Object Name</i>	<i>FY23 YTD</i>	<i>FY23 Budget</i>	<i>FY24 Budget</i>	<i>\$ Change</i>	<i>% Change</i>
Sum of Maintenance, Memberships, and		\$187,188	\$90,000	\$120,197	\$30,197	33.55%
Travel, Meeting, Professional Development, and Recruitment						
5501000	05 Meeting Expense In-District	\$65	\$0	\$0	\$0	#Num!
5502000	05 In District Travel	\$490	\$0	\$0	\$0	#Num!
5502000	10 Out of District Travel	\$4,587	\$0	\$0	\$0	#Num!
5509000	15 Other Conf & Mtg Exp	\$896	\$0	\$0	\$0	#Num!
Sum of Travel, Meeting, Professional D		\$6,039	\$0	\$0	\$0	#Num!
Capital Outlay						
5902000	58 Student Assist-Tuition	\$58,818	\$0	\$0	\$0	#Num!
Sum of Capital Outlay		\$58,818	\$0	\$0	\$0	#Num!
Scholarships, Student Activities, and Waivers						
5902000	10 Scholarships	\$70,491	\$152,640	\$175,000	\$22,360	14.65%
5909000	15 Participation Stipend	\$52,130	\$0	\$0	\$0	#Num!
5909002	00 Indirect Costs Allocation	\$7,804	\$23,036	\$23,036	\$0	0.00%
Sum of Scholarships, Student Activities,		\$130,425	\$175,676	\$198,036	\$22,360	12.73%
Net Total for ECACE-Early Childhood		\$449,178	\$428,396	\$428,396	\$0	0.00%

Dept: 06-1040-904179 Department Name: PATH-Pipeline Adv Hlthcare

Salaries

5101001	00 FT Administrative Staff	\$67,385	\$81,000	\$0	(\$81,000)	-100.00%
5102001	00 FT Prof/Tech Staff	\$11,319	\$0	\$0	\$0	#Num!
5103001	10 FT Stipends Fall Spring Summer	\$912	\$1,000	\$0	(\$1,000)	-100.00%
5103002	15 PT Stipends Fall Sprg Sum	\$29,240	\$33,000	\$0	(\$33,000)	-100.00%
Sum of Salaries		\$108,856	\$115,000	\$0	(\$115,000)	-100.00%

Fringe Benefits

5201001	00 Employer GTL Medical Vision	\$6,379	\$9,260	\$0	(\$9,260)	-100.00%
5209000	55 Surs .5% Employer Contribution	\$595	\$0	\$0	\$0	#Num!
5209000	60 Surs Federal Grant Obligation	\$0	\$0	\$0	\$0	#Num!
Sum of Fringe Benefits		\$6,974	\$9,260	\$0	(\$9,260)	-100.00%

Outsourced & Contractual Services

5309000	20 Other Contractual Services	\$26,544	\$20,000	\$0	(\$20,000)	-100.00%
Sum of Outsourced & Contractual Servi		\$26,544	\$20,000	\$0	(\$20,000)	-100.00%

Maintenance, Memberships, and Printing & Postage Supplies

5401001	00 Office Supplies	\$13,081	\$15,000	\$0	(\$15,000)	-100.00%
5401002	00 Instructional Supplies	\$47,340	\$50,000	\$0	(\$50,000)	-100.00%
5401002	35 Supplies - General	\$7,180	\$0	\$0	\$0	#Num!

Thru: 6/30/2023

<i>Object</i>	<i>Object Name</i>	<i>FY23 YTD</i>	<i>FY23 Budget</i>	<i>FY24 Budget</i>	<i>\$ Change</i>	<i>% Change</i>
5401009	00 IT Technology Supplies	\$8,007	\$10,000	\$0	(\$10,000)	-100.00%
5401009	05 Supplies MCC Store	\$33,409	\$35,000	\$0	(\$35,000)	-100.00%
5402000	00 Printing	\$50	\$0	\$0	\$0	#Num!
5404002	00 Computer Software	\$3,099	\$4,000	\$0	(\$4,000)	-100.00%
Sum of Maintenance, Memberships, and		\$112,166	\$114,000	\$0	(\$114,000)	-100.00%
Travel, Meeting, Professional Development, and Recruitment						
5502000	05 In District Travel	\$0	\$4,000	\$0	(\$4,000)	-100.00%
5509000	15 Other Conf & Mtg Exp	\$4,348	\$5,000	\$0	(\$5,000)	-100.00%
Sum of Travel, Meeting, Professional D		\$4,348	\$9,000	\$0	(\$9,000)	-100.00%
Capital Outlay						
5806000	00 Equipment - Instructional	\$79,196	\$90,000	\$0	(\$90,000)	-100.00%
Sum of Capital Outlay		\$79,196	\$90,000	\$0	(\$90,000)	-100.00%
Scholarships, Student Activities, and Waivers						
5909000	10 Tuition Refunds	\$184,590	\$180,000	\$0	(\$180,000)	-100.00%
5909002	00 Indirect Costs Allocation	\$28,597	\$14,010	\$0	(\$14,010)	-100.00%
Sum of Scholarships, Student Activities,		\$213,187	\$194,010	\$0	(\$194,010)	-100.00%
Net Total for PATH-Pipeline Adv Hlth		\$551,270	\$551,270	\$0	(\$551,270)	-100.00%
Dept: 06-1040-904180 Department Name: IBHE Nursing School Grant						
Capital Outlay						
5806000	00 Equipment - Instructional	\$22,310	\$22,310	\$0	(\$22,310)	-100.00%
Sum of Capital Outlay		\$22,310	\$22,310	\$0	(\$22,310)	-100.00%
Net Total for IBHE Nursing School Gr		\$22,310	\$22,310	\$0	(\$22,310)	-100.00%
Dept: 06-1060-901016 Department Name: Federal Basic Adult Ed						
Salaries						
5103002	05 PT Instructional Other	\$252,573	\$238,868	\$200,000	(\$38,868)	-16.27%
Sum of Salaries		\$252,573	\$238,868	\$200,000	(\$38,868)	-16.27%
Fringe Benefits						
5209000	55 Surs .5% Employer Contribution	\$0	\$1,194	\$1,230	\$36	3.02%
5209000	60 Surs Federal Grant Obligation	\$29,136	\$30,647	\$30,000	(\$647)	-2.11%
Sum of Fringe Benefits		\$29,136	\$31,841	\$31,230	(\$611)	-1.92%
Outsourced & Contractual Services						
5309000	20 Other Contractual Services	\$0	\$10,000	\$39,796	\$29,796	297.96%
Sum of Outsourced & Contractual Servi		\$0	\$10,000	\$39,796	\$29,796	297.96%

Thru: 6/30/2023

<i>Object</i>	<i>Object Name</i>	<i>FY23 YTD</i>	<i>FY23 Budget</i>	<i>FY24 Budget</i>	<i>\$ Change</i>	<i>% Change</i>
Maintenance, Memberships, and Printing & Postage Supplies						
5401002	00 Instructional Supplies	\$0	\$1,000	\$1,000	\$0	0.00%
5401009	00 IT Technology Supplies	\$0	\$0	\$0	\$0	#Num!
Sum of Maintenance, Memberships, and		\$0	\$1,000	\$1,000	\$0	0.00%
Travel, Meeting, Professional Development, and Recruitment						
5502000	05 In District Travel	\$0	\$0	\$0	\$0	#Num!
5502000	10 Out of District Travel	\$0	\$0	\$0	\$0	#Num!
5509000	15 Other Conf & Mtg Exp	\$0	\$0	\$0	\$0	#Num!
Sum of Travel, Meeting, Professional D		\$0	\$0	\$0	\$0	#Num!
Net Total for Federal Basic Adult Ed		\$281,709	\$281,709	\$272,026	(\$9,683)	-3.44%

Dept: 06-1060-901018 *Department Name: English Literacy / Civics*

Salaries

5103002	05 PT Instructional Other	\$16,818	\$16,765	\$17,268	\$503	3.00%
Sum of Salaries		\$16,818	\$16,765	\$17,268	\$503	3.00%

Fringe Benefits

5209000	55 Surs .5% Employer Contribution	\$0	\$84	\$86	\$2	2.38%
5209000	60 Surs Federal Grant Obligation	\$2,182	\$2,151	\$1,646	(\$505)	-23.48%
Sum of Fringe Benefits		\$2,182	\$2,235	\$1,732	(\$503)	-22.51%

Net Total for English Literacy / Civics \$19,000 \$19,000 \$19,000 \$0 0.00%

Dept: 06-1060-902014 *Department Name: State Basic Adult Ed*

Salaries

5102001	00 FT Prof/Tech Staff	\$6,468	\$0	\$20,000	\$20,000	#Div/0!
5103002	05 PT Instructional Other	\$282,567	\$289,135	\$242,978	(\$46,157)	-15.96%
Sum of Salaries		\$289,035	\$289,135	\$262,978	(\$26,157)	-9.05%

Fringe Benefits

5201001	00 Employer GTL Medical Vision	\$12	\$0	\$14,368	\$14,368	#Div/0!
5209000	55 Surs .5% Employer Contribution	\$32	\$0	\$1,489	\$1,489	#Div/0!
Sum of Fringe Benefits		\$45	\$0	\$15,857	\$15,857	#Div/0!

Outsourced & Contractual Services

5309000	20 Other Contractual Services			\$102,089		
Sum of Outsourced & Contractual Servi				\$102,089		

Maintenance, Memberships, and Printing & Postage Supplies

5401002	00 Instructional Supplies	\$0	\$0	\$0	\$0	#Num!
---------	---------------------------	-----	-----	-----	-----	-------

Thru: 6/30/2023

<i>Object</i>	<i>Object Name</i>	<i>FY23 YTD</i>	<i>FY23 Budget</i>	<i>FY24 Budget</i>	<i>\$ Change</i>	<i>% Change</i>
Sum of Maintenance, Memberships, and		\$0	\$0	\$0	\$0	#Num!
Travel, Meeting, Professional Development, and Recruitment						
5502000	05 In District Travel	\$56	\$0	\$300	\$300	#Div/0!
5502000	10 Out of District Travel	\$0	\$0	\$10,000	\$10,000	#Div/0!
Sum of Travel, Meeting, Professional D		\$56	\$0	\$10,300	\$10,300	#Div/0!
Net Total for State Basic Adult Ed		\$289,135	\$289,135	\$391,224	\$102,089	35.31%

Dept: 06-1060-902016 Department Name: Community Literacy Program

Salaries

5102001	00 FT Prof/Tech Staff	\$18,818	\$0	\$0	\$0	#Num!
5102002	00 PT Prof/Technical Staff	\$22,912	\$52,500	\$21,403	(\$31,097)	-59.23%
5106002	00 PT Clerical Staff	\$0	\$11,250	\$0	(\$11,250)	-100.00%
Sum of Salaries		\$41,729	\$63,750	\$21,403	(\$42,347)	-66.43%

Fringe Benefits

5201001	00 Employer GTL Medical Vision	\$9,011	\$12,806	\$4,453	(\$8,353)	-65.23%
5209000	55 Surs .5% Employer Contribution	\$214	\$319	\$107	(\$212)	-66.46%
5209000	60 Surs Federal Grant Obligation	\$616	\$0	\$0	\$0	#Num!
Sum of Fringe Benefits		\$9,841	\$13,125	\$4,560	(\$8,565)	-65.26%

Outsourced & Contractual Services

5309000	20 Other Contractual Services	\$0	\$300	\$0	(\$300)	-100.00%
Sum of Outsourced & Contractual Servi		\$0	\$300	\$0	(\$300)	-100.00%

Maintenance, Memberships, and Printing & Postage Supplies

5401002	00 Instructional Supplies			\$59,037		
5401009	00 IT Technology Supplies	\$7,651	\$0	\$0	\$0	#Num!
5402000	00 Printing	\$300	\$0	\$0	\$0	#Num!
5409000	00 Other Materials & Supplies	\$0	\$0	\$0	\$0	#Num!
Sum of Maintenance, Memberships, and		\$7,951	\$0	\$59,037	\$59,037	#Div/0!

Travel, Meeting, Professional Development, and Recruitment

5502000	05 In District Travel	\$1,590	\$250	\$0	(\$250)	-100.00%
5502000	10 Out of District Travel	\$802	\$1,100	\$0	(\$1,100)	-100.00%
5509000	15 Other Conf & Mtg Exp	\$796	\$0	\$0	\$0	#Num!
Sum of Travel, Meeting, Professional D		\$3,188	\$1,350	\$0	(\$1,350)	-100.00%

Scholarships, Student Activities, and Waivers

5909002	00 Indirect Costs Allocation	\$6,268	\$0	\$0	\$0	#Num!
Sum of Scholarships, Student Activities,		\$6,268	\$0	\$0	\$0	#Num!

Thru: 6/30/2023

<i>Object</i>	<i>Object Name</i>	<i>FY23 YTD</i>	<i>FY23 Budget</i>	<i>FY24 Budget</i>	<i>\$ Change</i>	<i>% Change</i>
Net Total for Community Literacy Prog		\$68,977	\$78,525	\$85,000	\$6,475	8.25%

Dept: 06-1060-902040 Department Name: State Performance

Salaries

5102001	00 FT Prof/Tech Staff	\$43,240	\$58,459	\$68,491	\$10,032	17.16%
5103002	05 PT Instructional Other	\$0	\$0	\$0	\$0	#Num!
5106002	00 PT Clerical Staff	\$47,714	\$35,048	\$45,776	\$10,728	30.61%
Sum of Salaries		\$90,954	\$93,507	\$114,267	\$20,760	22.20%

Fringe Benefits

5201001	00 Employer GTL Medical Vision	\$11,183	\$8,395	\$8,646	\$251	2.99%
5209000	55 Surs .5% Employer Contribution	\$232	\$468	\$572	\$104	22.22%
Sum of Fringe Benefits		\$11,416	\$8,863	\$9,218	\$355	4.01%

Net Total for State Performance		\$102,370	\$102,370	\$123,485	\$21,115	20.63%
--	--	-----------	-----------	-----------	----------	--------

Dept: 06-1060-904139 Department Name: DGLF Adult Literacy Grant

Salaries

5103002	05 PT Instructional Other	\$8,000	\$0	\$0	\$0	#Num!
Sum of Salaries		\$8,000	\$0	\$0	\$0	#Num!

Net Total for DGLF Adult Literacy Gra		\$8,000	\$0	\$0	\$0	#Num!
--	--	---------	-----	-----	-----	-------

Dept: 06-1090-904090 Department Name: WIOA Out-of-School Youth Prog

Salaries

5103002	05 PT Instructional Other	\$0	\$0	\$0	\$0	#Num!
Sum of Salaries		\$0	\$0	\$0	\$0	#Num!

Fringe Benefits

5209000	55 Surs .5% Employer Contribution	\$0	\$0	\$0	\$0	#Num!
5209000	60 Surs Federal Grant Obligation	\$0	\$0	\$0	\$0	#Num!
Sum of Fringe Benefits		\$0	\$0	\$0	\$0	#Num!

Net Total for WIOA Out-of-School You		\$0	\$0	\$0	\$0	#Num!
---	--	-----	-----	-----	-----	-------

Dept: 06-2080-904115 Department Name: Urban Agriculture Grant

Maintenance, Memberships, and Printing & Postage Supplies

5402000	00 Printing	\$0	\$0	\$0	\$0	#Num!
Sum of Maintenance, Memberships, and		\$0	\$0	\$0	\$0	#Num!

Net Total for Urban Agriculture Grant		\$0	\$0	\$0	\$0	#Num!
--	--	-----	-----	-----	-----	-------

Thru: 6/30/2023

<i>Object</i>	<i>Object Name</i>	<i>FY23 YTD</i>	<i>FY23 Budget</i>	<i>FY24 Budget</i>	<i>\$ Change</i>	<i>% Change</i>
Dept: 06-2080-904140 Department Name: CCT-Food Land Opportunity						
Salaries						
5101001	00 FT Administrative Staff	\$139,261	\$87,164	\$143,200	\$56,036	64.29%
5101002	00 PT Professional	\$0	\$48,880	\$0	(\$48,880)	-100.00%
Sum of Salaries		\$139,261	\$136,044	\$143,200	\$7,156	5.26%
Fringe Benefits						
5201001	00 Employer GTL Medical Vision	\$32,607	\$53,276	\$34,146	(\$19,130)	-35.91%
5209000	55 Surs .5% Employer Contribution	\$695	\$680	\$716	\$36	5.29%
Sum of Fringe Benefits		\$33,303	\$53,956	\$34,862	(\$19,094)	-35.39%
Outsourced & Contractual Services						
5309000	20 Other Contractual Services	\$575	\$10,000	\$3,000	(\$7,000)	-70.00%
Sum of Outsourced & Contractual Servi		\$575	\$10,000	\$3,000	(\$7,000)	-70.00%
Maintenance, Memberships, and Printing & Postage Supplies						
5401002	00 Instructional Supplies	\$7,832	\$0	\$0	\$0	#Num!
5402000	00 Printing	\$10	\$0	\$0	\$0	#Num!
Sum of Maintenance, Memberships, and		\$7,842	\$0	\$0	\$0	#Num!
Travel, Meeting, Professional Development, and Recruitment						
5509000	15 Other Conf & Mtg Exp	\$3,525	\$0	\$18,938	\$18,938	#Div/0!
Sum of Travel, Meeting, Professional D		\$3,525	\$0	\$18,938	\$18,938	#Div/0!
Scholarships, Student Activities, and Waivers						
5909002	00 Indirect Costs Allocation	\$16,199	\$0	\$0	\$0	#Num!
Sum of Scholarships, Student Activities,		\$16,199	\$0	\$0	\$0	#Num!
Net Total for CCT-Food Land Opportu		\$200,704	\$200,000	\$200,000	\$0	0.00%

Dept: 06-2080-904141 Department Name: Innovative Bridge & Transition

Salaries						
5102001	00 FT Prof/Tech Staff	\$11,511	\$0	\$0	\$0	#Num!
Sum of Salaries		\$11,511	\$0	\$0	\$0	#Num!
Fringe Benefits						
5201001	00 Employer GTL Medical Vision	\$2,007	\$0	\$0	\$0	#Num!
5209000	55 Surs .5% Employer Contribution	\$50	\$0	\$0	\$0	#Num!
5209000	60 Surs Federal Grant Obligation	\$1,252	\$0	\$0	\$0	#Num!
Sum of Fringe Benefits		\$3,309	\$0	\$0	\$0	#Num!
Net Total for Innovative Bridge & Tran		\$14,820	\$0	\$0	\$0	#Num!

Thru: 6/30/2023

<i>Object</i>	<i>Object Name</i>	<i>FY23 YTD</i>	<i>FY23 Budget</i>	<i>FY24 Budget</i>	<i>\$ Change</i>	<i>% Change</i>
Dept: 06-2080-904156 Department Name: Perkins CTE Improvement Grant						
Maintenance, Memberships, and Printing & Postage Supplies						
5401002	00 Instructional Supplies	\$0	\$0	\$0	\$0	#Num!
Sum of Maintenance, Memberships, and		\$0	\$0	\$0	\$0	#Num!
Net Total for Perkins CTE Improve		\$0	\$0	\$0	\$0	#Num!
Dept: 06-2080-904177 Department Name: Dual Credit Program Expansion						
Scholarships, Student Activities, and Waivers						
5904000	22 Participation Stipend	\$16,562	\$0	\$0	\$0	#Num!
Sum of Scholarships, Student Activities,		\$16,562	\$0	\$0	\$0	#Num!
Net Total for Dual Credit Program Exp		\$16,562	\$0	\$0	\$0	#Num!
Dept: 06-2090-904176 Department Name: College Bridge Grant						
Salaries						
5102001	00 FT Prof/Tech Staff	\$0	\$0	\$0	\$0	#Num!
Sum of Salaries		\$0	\$0	\$0	\$0	#Num!
Fringe Benefits						
5209000	60 Surs Federal Grant Obligation	\$0	\$0	\$0	\$0	#Num!
Sum of Fringe Benefits		\$0	\$0	\$0	\$0	#Num!
Outsourced & Contractual Services						
5302000	00 Consultants	\$0	\$9,200	\$10,000	\$800	8.70%
5309000	20 Other Contractual Services	\$71,007	\$988	\$25,668	\$24,680	2497.98%
Sum of Outsourced & Contractual Servi		\$71,007	\$10,188	\$35,668	\$25,480	250.10%
Maintenance, Memberships, and Printing & Postage Supplies						
5401001	00 Office Supplies	\$278	\$500	\$0	(\$500)	-100.00%
Sum of Maintenance, Memberships, and		\$278	\$500	\$0	(\$500)	-100.00%
Travel, Meeting, Professional Development, and Recruitment						
5502000	05 In District Travel	\$630	\$0	\$0	\$0	#Num!
5502000	10 Out of District Travel	\$19,595	\$18,000	\$0	(\$18,000)	-100.00%
Sum of Travel, Meeting, Professional D		\$20,225	\$18,000	\$0	(\$18,000)	-100.00%
Scholarships, Student Activities, and Waivers						
5909000	15 Participation Stipend	\$102,795	\$191,312	\$184,332	(\$6,980)	-3.65%
Sum of Scholarships, Student Activities,		\$102,795	\$191,312	\$184,332	(\$6,980)	-3.65%
Net Total for College Bridge Grant		\$194,306	\$220,000	\$220,000	\$0	0.00%

Thru: 6/30/2023

Object	Object Name	FY23 YTD	FY23 Budget	FY24 Budget	\$ Change	% Change
--------	-------------	----------	-------------	-------------	-----------	----------

Dept: 06-3010-901020 Department Name: GI Bill Student Grants

Scholarships, Student Activities, and Waivers

5909000	10 Tuition Refunds	\$111,795	\$250,000	\$0	(\$250,000)	-100.00%
Sum of Scholarships, Student Activities,		\$111,795	\$250,000	\$0	(\$250,000)	-100.00%
Net Total for GI Bill Student Grants		\$111,795	\$250,000	\$0	(\$250,000)	-100.00%

Dept: 06-3020-901022 Department Name: SBDC Federal 1

Salaries

5101001	00 FT Administrative Staff	\$59,328	\$53,508	\$68,825	\$15,317	28.63%
5106002	00 PT Clerical Staff	\$9,880	\$0	\$0	\$0	#Num!
Sum of Salaries		\$69,208	\$53,508	\$68,825	\$15,317	28.63%

Fringe Benefits

5201001	00 Employer GTL Medical Vision	\$1,885	\$19,140	\$25,469	\$6,329	33.07%
5209000	55 Surs .5% Employer Contribution	\$155	\$267	\$344	\$77	28.84%
5209000	60 Surs Federal Grant Obligation	\$885	\$0	\$0	\$0	#Num!
Sum of Fringe Benefits		\$2,925	\$19,407	\$25,813	\$6,406	33.01%

Outsourced & Contractual Services

5302000	00 Consultants	\$1,322	\$15,099	\$0	(\$15,099)	-100.00%
Sum of Outsourced & Contractual Servi		\$1,322	\$15,099	\$0	(\$15,099)	-100.00%

Maintenance, Memberships, and Printing & Postage Supplies

5406000	00 Publications & Dues	\$0	\$0	\$0	\$0	#Num!
Sum of Maintenance, Memberships, and		\$0	\$0	\$0	\$0	#Num!

Net Total for SBDC Federal 1 \$73,456 \$88,014 \$94,638 \$6,624 7.53%

Dept: 06-3020-904075 Department Name: Redefining HS/College Transiti

Outsourced & Contractual Services

5303000	20 Other Contractual Services	\$0	\$1,213	\$1,213	\$0	0.00%
Sum of Outsourced & Contractual Servi		\$0	\$1,213	\$1,213	\$0	0.00%

Net Total for Redefining HS/College Tr \$0 \$1,213 \$1,213 \$0 0.00%

Dept: 06-3020-904110 Department Name: Upward Bound Grant

Salaries

5101001	00 FT Administrative Staff	\$10,613	\$10,613	\$0	(\$10,613)	-100.00%
5102001	00 FT Prof/Tech Staff	\$6,966	\$6,966	\$0	(\$6,966)	-100.00%
5103001	10 FT Stipends Fall Spring Summer	\$450	\$450	\$0	(\$450)	-100.00%

Thru: 6/30/2023

<i>Object</i>	<i>Object Name</i>	<i>FY23 YTD</i>	<i>FY23 Budget</i>	<i>FY24 Budget</i>	<i>\$ Change</i>	<i>% Change</i>
5103002	15 PT Stipends Fall Sprg Sum	\$12,307	\$12,307	\$0	(\$12,307)	-100.00%
5106002	00 PT Clerical Staff	\$4,367	\$4,367	\$0	(\$4,367)	-100.00%
Sum of Salaries		\$34,702	\$34,702	\$0	(\$34,702)	-100.00%
Fringe Benefits						
5201001	00 Employer GTL Medical Vision	\$4,853	\$4,853	\$0	(\$4,853)	-100.00%
5209000	55 Surs .5% Employer Contribution	\$112	\$112	\$0	(\$112)	-100.00%
5209000	60 Surs Federal Grant Obligation	\$3,362	\$3,362	\$0	(\$3,362)	-100.00%
Sum of Fringe Benefits		\$8,326	\$8,326	\$0	(\$8,326)	-100.00%
Outsourced & Contractual Services						
5309000	20 Other Contractual Services	\$0	\$0	\$0	\$0	#Num!
Sum of Outsourced & Contractual Servi		\$0	\$0	\$0	\$0	#Num!
Maintenance, Memberships, and Printing & Postage Supplies						
5401001	00 Office Supplies	\$0	\$0	\$0	\$0	#Num!
5401002	00 Instructional Supplies	\$660	\$660	\$0	(\$660)	-100.00%
5401009	05 Supplies MCC Store	\$12	\$12	\$0	(\$12)	-100.00%
5402000	00 Printing	\$113	\$113	\$0	(\$113)	-100.00%
5404002	00 Computer Software	\$0	\$0	\$0	\$0	#Num!
5406000	00 Publications & Dues	\$260	\$260	\$0	(\$260)	-100.00%
5409000	00 Other Materials & Supplies	\$0	\$0	\$0	\$0	#Num!
Sum of Maintenance, Memberships, and		\$1,045	\$1,045	\$0	(\$1,045)	-100.00%
Travel, Meeting, Professional Development, and Recruitment						
5501000	05 Meeting Expense In-District	\$3,107	\$3,107	\$0	(\$3,107)	-100.00%
5502000	05 In District Travel	\$0	\$0	\$0	\$0	#Num!
5502000	10 Out of District Travel	\$16,160	\$16,160	\$0	(\$16,160)	-100.00%
5509000	15 Other Conf & Mtg Exp	(\$281)	(\$281)	\$0	\$281	-100.00%
Sum of Travel, Meeting, Professional D		\$18,987	\$18,987	\$0	(\$18,987)	-100.00%
Fixed Charges, Rental, Property Insurance, and Debt Retirement						
5601002	00 MCC Conf Ctr Rental	\$0	\$0	\$0	\$0	#Num!
Sum of Fixed Charges, Rental, Property		\$0	\$0	\$0	\$0	#Num!
Utilities						
5705000	00 Telephone	\$0	\$0	\$0	\$0	#Num!
Sum of Utilities		\$0	\$0	\$0	\$0	#Num!
Scholarships, Student Activities, and Waivers						
5909000	00 Other Expenditures	\$0	\$0	\$0	\$0	#Num!
5909000	10 Tuition Refunds	\$3,868	\$3,868	\$0	(\$3,868)	-100.00%
5909000	15 Participation Stipend	\$1,429	\$1,429	\$0	(\$1,429)	-100.00%
5909002	00 Indirect Costs Allocation	\$0	\$0	\$0	\$0	#Num!

Thru: 6/30/2023

<i>Object</i>	<i>Object Name</i>	<i>FY23 YTD</i>	<i>FY23 Budget</i>	<i>FY24 Budget</i>	<i>\$ Change</i>	<i>% Change</i>
	Sum of Scholarships, Student Activities,	\$5,297	\$5,297	\$0	(\$5,297)	-100.00%
	Net Total for Upward Bound Grant	\$68,358	\$68,358	\$0	(\$68,358)	-100.00%

Dept: 06-3020-904165 Department Name: CFMC Career Exploration Grant

Salaries

5103002	05 PT Instructional Other	\$4,055	\$0	\$0	\$0	#Num!
5103002	15 PT Stipends Fall Sprg Sum	\$9,000	\$0	\$0	\$0	#Num!
	Sum of Salaries	\$13,055	\$0	\$0	\$0	#Num!

Outsourced & Contractual Services

5309000	20 Other Contractual Services	\$4,430	\$0	\$0	\$0	#Num!
	Sum of Outsourced & Contractual Servi	\$4,430	\$0	\$0	\$0	#Num!

Maintenance, Memberships, and Printing & Postage Supplies

5401002	00 Instructional Supplies	\$2,099	\$0	\$0	\$0	#Num!
	Sum of Maintenance, Memberships, and	\$2,099	\$0	\$0	\$0	#Num!

Fixed Charges, Rental, Property Insurance, and Debt Retirement

5601000	00 Rental - Facilities	\$416	\$0	\$0	\$0	#Num!
	Sum of Fixed Charges, Rental, Property	\$416	\$0	\$0	\$0	#Num!
	Net Total for CFMC Career Exploratio	\$20,000	\$0	\$0	\$0	#Num!

Dept: 06-3020-904178 Department Name: Upward Bound Harvard CUSD 50

Salaries

5101001	00 FT Administrative Staff	\$57,613	\$67,040	\$70,984	\$3,944	5.88%
5102001	00 FT Prof/Tech Staff	\$37,813	\$46,801	\$46,589	(\$212)	-0.45%
5103002	15 PT Stipends Fall Sprg Sum	\$11,213	\$24,720	\$50,182	\$25,462	103.00%
5106002	00 PT Clerical Staff	\$23,519	\$27,943	\$20,408	(\$7,535)	-26.97%
	Sum of Salaries	\$130,158	\$166,504	\$188,163	\$21,659	13.01%

Fringe Benefits

5201001	00 Employer GTL Medical Vision	\$19,995	\$25,256	\$25,756	\$500	1.98%
5209000	55 Surs .5% Employer Contribution	\$455	\$833	\$941	\$108	12.97%
5209000	60 Surs Federal Grant Obligation	\$14,124	\$21,362	\$0	(\$21,362)	-100.00%
	Sum of Fringe Benefits	\$34,574	\$47,451	\$26,697	(\$20,754)	-43.74%

Outsourced & Contractual Services

5302000	00 Consultants	\$0	\$5,000	\$5,000	\$0	0.00%
	Sum of Outsourced & Contractual Servi	\$0	\$5,000	\$5,000	\$0	0.00%

Maintenance, Memberships, and Printing & Postage Supplies

Thru: 6/30/2023

<i>Object</i>	<i>Object Name</i>	<i>FY23 YTD</i>	<i>FY23 Budget</i>	<i>FY24 Budget</i>	<i>\$ Change</i>	<i>% Change</i>
5401001	00 Office Supplies	\$421	\$850	\$850	\$0	0.00%
5401002	00 Instructional Supplies	\$7,300	\$5,515	\$4,610	(\$905)	-16.41%
5402000	00 Printing	\$494	\$518	\$518	\$0	0.00%
5404002	00 Computer Software	\$1,890	\$0	\$0	\$0	#Num!
5406000	00 Publications & Dues	\$2,799	\$3,200	\$3,200	\$0	0.00%
5409000	00 Other Materials & Supplies	\$2,621	\$925	\$925	\$0	0.00%
Sum of Maintenance, Memberships, and		\$15,525	\$11,008	\$10,103	(\$905)	-8.22%
Travel, Meeting, Professional Development, and Recruitment						
5501000	05 Meeting Expense In-District	\$4,582	\$6,000	\$6,000	\$0	0.00%
5502000	05 In District Travel	\$3,893	\$2,500	\$2,500	\$0	0.00%
5502000	10 Out of District Travel	\$31,278	\$13,285	\$13,285	\$0	0.00%
5509000	15 Other Conf & Mtg Exp	\$5,372	\$4,024	\$4,024	\$0	0.00%
Sum of Travel, Meeting, Professional D		\$45,125	\$25,809	\$25,809	\$0	0.00%
Utilities						
5705000	00 Telephone	\$0	\$1,083	\$1,083	\$0	0.00%
Sum of Utilities		\$0	\$1,083	\$1,083	\$0	0.00%
Scholarships, Student Activities, and Waivers						
5909000	00 Other Expenditures	\$4,805	\$1,500	\$1,500	\$0	0.00%
5909000	10 Tuition Refunds	\$5,518	\$3,552	\$3,552	\$0	0.00%
5909000	15 Participation Stipend	\$12,971	\$18,000	\$18,000	\$0	0.00%
5909002	00 Indirect Costs Allocation	\$0	\$17,116	\$17,116	\$0	0.00%
Sum of Scholarships, Student Activities,		\$23,294	\$40,168	\$40,168	\$0	0.00%
Net Total for Upward Bound Harvard		\$248,676	\$297,023	\$297,023	\$0	0.00%

Dept: 06-3030-904181 Department Name: Mental Health Early Action

Salaries

5102001	00 FT Prof/Tech Staff			\$70,000		
Sum of Salaries				\$70,000		

Fringe Benefits

5201001	00 Employer GTL Medical Vision			\$28,736		
Sum of Fringe Benefits				\$28,736		

Outsourced & Contractual Services

5309000	20 Other Contractual Services	\$86,015	\$0	\$0	\$0	#Num!
Sum of Outsourced & Contractual Servi		\$86,015	\$0	\$0	\$0	#Num!

Maintenance, Memberships, and Printing & Postage Supplies

5401002	35 Supplies - General	\$4,258	\$0	\$0	\$0	#Num!
---------	-----------------------	---------	-----	-----	-----	-------

Thru: 6/30/2023

<i>Object</i>	<i>Object Name</i>	<i>FY23 YTD</i>	<i>FY23 Budget</i>	<i>FY24 Budget</i>	<i>\$ Change</i>	<i>% Change</i>
5402000	00 Printing	\$42	\$0	\$0	\$0	#Num!
5408000	05 Food Purchases	\$873	\$0	\$0	\$0	#Num!
Sum of Maintenance, Memberships, and		\$5,174	\$0	\$0	\$0	#Num!
Net Total for Mental Health Early Acti		\$91,189	\$0	\$98,736	\$98,736	#Div/0!

Dept: 06-3040-302030 Department Name: Federal Programs

Scholarships, Student Activities, and Waivers

5909000	22 Pell Grant	\$4,338,824	\$4,400,000	\$4,100,000	(\$300,000)	-6.82%
5909000	28 SEOG	\$100,000	\$100,000	\$110,000	\$10,000	10.00%
5909000	52 Pell Admin Expense	\$0	\$10,000	\$10,000	\$0	0.00%
5909000	53 Fed Financial Aid Admin Exp	\$4,705	\$0	\$0	\$0	#Num!
Sum of Scholarships, Student Activities,		\$4,443,529	\$4,510,000	\$4,220,000	(\$290,000)	-6.43%
Net Total for Federal Programs		\$4,443,529	\$4,510,000	\$4,220,000	(\$290,000)	-6.43%

Dept: 06-3040-901026 Department Name: Perkins IV PostSecond Basic

Salaries

5101001	00 FT Administrative Staff	\$9,132	\$0	\$0	\$0	#Num!
5102001	00 FT Prof/Tech Staff	\$0	\$20,148	\$0	(\$20,148)	-100.00%
5102002	00 PT Prof/Technical Staff	\$740	\$0	\$0	\$0	#Num!
5103002	05 PT Instructional Other	\$10,216	\$0	\$0	\$0	#Num!
Sum of Salaries		\$20,088	\$20,148	\$0	(\$20,148)	-100.00%

Fringe Benefits

5201001	00 Employer GTL Medical Vision	\$439	\$0	\$0	\$0	#Num!
5209000	55 Surs .5% Employer Contribution	\$68	\$0	\$0	\$0	#Num!
5209000	60 Surs Federal Grant Obligation	\$1,147	\$1,504	\$0	(\$1,504)	-100.00%
Sum of Fringe Benefits		\$1,654	\$1,504	\$0	(\$1,504)	-100.00%

Outsourced & Contractual Services

5302000	00 Consultants	\$110,500	\$123,000	\$0	(\$123,000)	-100.00%
5304000	10 Contract Maintenance Services	\$4,080	\$0	\$0	\$0	#Num!
5309000	20 Other Contractual Services	\$29,607	\$41,000	\$80,000	\$39,000	95.12%
Sum of Outsourced & Contractual Servi		\$144,187	\$164,000	\$80,000	(\$84,000)	-51.22%

Maintenance, Memberships, and Printing & Postage Supplies

5401002	00 Instructional Supplies	\$73,367	\$73,958	\$100,310	\$26,352	35.63%
5401002	35 Supplies - General	\$0	\$0	\$0	\$0	#Num!
5404002	00 Computer Software	\$10,000	\$0	\$0	\$0	#Num!
5409000	00 Other Materials & Supplies	\$0	\$0	\$0	\$0	#Num!
Sum of Maintenance, Memberships, and		\$83,367	\$73,958	\$100,310	\$26,352	35.63%

Thru: 6/30/2023

<i>Object</i>	<i>Object Name</i>	<i>FY23 YTD</i>	<i>FY23 Budget</i>	<i>FY24 Budget</i>	<i>\$ Change</i>	<i>% Change</i>
Travel, Meeting, Professional Development, and Recruitment						
5502000	05 In District Travel	\$0	\$0	\$0	\$0	#Num!
5502000	10 Out of District Travel	\$540	\$700	\$0	(\$700)	-100.00%
Sum of Travel, Meeting, Professional D		\$540	\$700	\$0	(\$700)	-100.00%
Capital Outlay						
5806000	00 Equipment - Instructional	\$99,000	\$90,000	\$170,000	\$80,000	88.89%
Sum of Capital Outlay		\$99,000	\$90,000	\$170,000	\$80,000	88.89%
Scholarships, Student Activities, and Waivers						
5909002	00 Indirect Costs Allocation	\$1,473	\$0	\$0	\$0	#Num!
Sum of Scholarships, Student Activities,		\$1,473	\$0	\$0	\$0	#Num!
Net Total for Perkins IV PostSecond B		\$350,310	\$350,310	\$350,310	\$0	0.00%

Dept: 06-3080-904126 Department Name: NSF STEM Scholarship Grant

Salaries

5103001	00 FT Teaching Faculty	\$20,433	\$0	\$24,000	\$24,000	#Div/0!
5103001	10 FT Stipends Fall Spring Summer	\$10,300	\$0	\$11,100	\$11,100	#Div/0!
5103004	20 Non-Instructional Overload	\$10,830	\$0	\$9,900	\$9,900	#Div/0!
Sum of Salaries		\$41,563	\$0	\$45,000	\$45,000	#Div/0!

Fringe Benefits

5201001	00 Employer GTL Medical Vision	\$7,262	\$0	\$10,000	\$10,000	#Div/0!
5209000	55 Surs .5% Employer Contribution	\$208	\$0	\$5,000	\$5,000	#Div/0!
5209000	60 Surs Federal Grant Obligation	\$5,197	\$0	\$5,000	\$5,000	#Div/0!
Sum of Fringe Benefits		\$12,667	\$0	\$20,000	\$20,000	#Div/0!

Outsourced & Contractual Services

5302000	00 Consultants	\$0	\$0	\$0	\$0	#Num!
Sum of Outsourced & Contractual Servi		\$0	\$0	\$0	\$0	#Num!

Scholarships, Student Activities, and Waivers

5902000	50 Participant Costs-Scholarships	\$130,011	\$0	\$100,000	\$100,000	#Div/0!
5909002	00 Indirect Costs Allocation	\$833	\$0	\$0	\$0	#Num!
Sum of Scholarships, Student Activities,		\$130,844	\$0	\$100,000	\$100,000	#Div/0!
Net Total for NSF STEM Scholarship		\$185,074	\$0	\$165,000	\$165,000	#Div/0!

Dept: 06-3080-904147 Department Name: Pathways to Persistence & Grad

Salaries

5101001	00 FT Administrative Staff	\$81,716	\$81,716	\$84,086	\$2,370	2.90%
5102002	00 PT Prof/Technical Staff	\$40,504	\$70,207	\$41,993	(\$28,214)	-40.19%

Thru: 6/30/2023

<i>Object</i>	<i>Object Name</i>	<i>FY23 YTD</i>	<i>FY23 Budget</i>	<i>FY24 Budget</i>	<i>\$ Change</i>	<i>% Change</i>
5103001	10 FT Stipends Fall Spring Summer	\$12,674	\$0	\$40,000	\$40,000	#Div/0!
5103002	15 PT Stipends Fall Sprg Sum	\$4,874	\$0	\$0	\$0	#Num!
Sum of Salaries		\$139,768	\$151,923	\$166,079	\$14,156	9.32%
Fringe Benefits						
5201001	00 Employer GTL Medical Vision	\$41,447	\$43,953	\$46,864	\$2,911	6.62%
5209000	55 Surs .5% Employer Contribution	\$673	\$613	\$830	\$217	35.40%
5209000	60 Surs Federal Grant Obligation	\$12,538	(\$392)	\$0	\$392	-100.00%
Sum of Fringe Benefits		\$54,658	\$44,174	\$47,694	\$3,520	7.97%
Outsourced & Contractual Services						
5302000	00 Consultants	\$10,000	\$0	\$0	\$0	#Num!
5309000	20 Other Contractual Services	\$15,964	\$55,000	\$78,000	\$23,000	41.82%
5309000	40 Mental Health Contracted Serv	\$0	\$0	\$0	\$0	#Num!
Sum of Outsourced & Contractual Servi		\$25,964	\$55,000	\$78,000	\$23,000	41.82%
Maintenance, Memberships, and Printing & Postage Supplies						
5401001	00 Office Supplies	\$3,144	\$20,900	\$25,000	\$4,100	19.62%
5401002	00 Instructional Supplies	\$0	\$0	\$0	\$0	#Num!
5402000	00 Printing	\$808	\$0	\$0	\$0	#Num!
5404002	00 Computer Software	\$73,080	\$0	\$0	\$0	#Num!
5409000	00 Other Materials & Supplies	\$444	\$0	\$0	\$0	#Num!
Sum of Maintenance, Memberships, and		\$77,475	\$20,900	\$25,000	\$4,100	19.62%
Travel, Meeting, Professional Development, and Recruitment						
5502000	10 Out of District Travel	\$0	\$9,000	\$12,000	\$3,000	33.33%
5509000	15 Other Conf & Mtg Exp	\$119	\$23,003	\$36,053	\$13,050	56.73%
Sum of Travel, Meeting, Professional D		\$119	\$32,003	\$48,053	\$16,050	50.15%
Capital Outlay						
5806000	00 Equipment - Instructional	\$0	\$96,000	\$86,000	(\$10,000)	-10.42%
5809000	60 Building Improvements	\$0	\$50,000	\$50,000	\$0	0.00%
Sum of Capital Outlay		\$0	\$146,000	\$136,000	(\$10,000)	-6.85%
Net Total for Pathways to Persistence		\$297,985	\$450,000	\$500,826	\$50,826	11.29%

Dept: 06-3080-904152 Department Name: SIP Emergency Relief Fund

Outsourced & Contractual Services

5309000	20 Other Contractual Services	\$6,842	\$7,000	\$0	(\$7,000)	-100.00%
5309000	40 Mental Health Contracted Serv	\$51,160	\$53,000	\$0	(\$53,000)	-100.00%
Sum of Outsourced & Contractual Servi		\$58,002	\$60,000	\$0	(\$60,000)	-100.00%

Maintenance, Memberships, and Printing & Postage Supplies

Thru: 6/30/2023

<i>Object</i>	<i>Object Name</i>	<i>FY23 YTD</i>	<i>FY23 Budget</i>	<i>FY24 Budget</i>	<i>\$ Change</i>	<i>% Change</i>
5401001	00 Office Supplies	\$9,996	\$11,000	\$0	(\$11,000)	-100.00%
5401002	00 Instructional Supplies	\$54,532	\$34,000	\$0	(\$34,000)	-100.00%
5401009	00 IT Technology Supplies	\$13,377	\$0	\$0	\$0	#Num!
5402000	00 Printing	\$683	\$1,000	\$0	(\$1,000)	-100.00%
5409000	00 Other Materials & Supplies	\$2,126	\$30,000	\$0	(\$30,000)	-100.00%
Sum of Maintenance, Memberships, and		\$80,713	\$76,000	\$0	(\$76,000)	-100.00%
Capital Outlay						
5806000	00 Equipment - Instructional	\$8,090	\$0	\$0	\$0	#Num!
Sum of Capital Outlay		\$8,090	\$0	\$0	\$0	#Num!
Scholarships, Student Activities, and Waivers						
5902000	55 Student Assist-Food Insecurity	\$140,998	\$142,000	\$0	(\$142,000)	-100.00%
5902000	56 Student Assist-Transportation	\$43,934	\$40,000	\$0	(\$40,000)	-100.00%
5902000	57 Student Assist-MCC Store	\$51,000	\$64,000	\$0	(\$64,000)	-100.00%
5909000	10 Tuition Refunds	\$5,500	\$6,000	\$0	(\$6,000)	-100.00%
Sum of Scholarships, Student Activities,		\$241,432	\$252,000	\$0	(\$252,000)	-100.00%
Net Total for SIP Emergency Relief Fu		\$388,238	\$388,000	\$0	(\$388,000)	-100.00%

Dept: 06-3090-904168 Department Name: USDA Campus-Based Food Hub

Outsourced & Contractual Services

5302000	00 Consultants	\$3,750	\$67,500	\$0	(\$67,500)	-100.00%
Sum of Outsourced & Contractual Servi		\$3,750	\$67,500	\$0	(\$67,500)	-100.00%

Maintenance, Memberships, and Printing & Postage Supplies

5402000	00 Printing	\$30	\$0	\$0	\$0	#Num!
5409000	00 Other Materials & Supplies	\$0	\$4,000	\$0	(\$4,000)	-100.00%
Sum of Maintenance, Memberships, and		\$30	\$4,000	\$0	(\$4,000)	-100.00%

Travel, Meeting, Professional Development, and Recruitment

5502000	10 Out of District Travel	(\$350)	\$5,000	\$0	(\$5,000)	-100.00%
5509000	15 Other Conf & Mtg Exp	\$0	\$0	\$0	\$0	#Num!
Sum of Travel, Meeting, Professional D		(\$350)	\$5,000	\$0	(\$5,000)	-100.00%

Scholarships, Student Activities, and Waivers

5909002	00 Indirect Costs Allocation	\$343	\$7,650	\$0	(\$7,650)	-100.00%
Sum of Scholarships, Student Activities,		\$343	\$7,650	\$0	(\$7,650)	-100.00%

Net Total for USDA Campus-Based Fo **\$3,774** **\$84,150** **\$0** **(\$84,150)** **-100.00%**

Dept: 06-4010-904120 Department Name: Nuts Bolts Thingamajigs Grant

Salaries

Thru: 6/30/2023

<i>Object</i>	<i>Object Name</i>	<i>FY23 YTD</i>	<i>FY23 Budget</i>	<i>FY24 Budget</i>	<i>\$ Change</i>	<i>% Change</i>
5103001	10 FT Stipends Fall Spring Summer	\$1,000	\$0	\$0	\$0	#Num!
5103002	05 PT Instructional Other	\$900	\$0	\$0	\$0	#Num!
5103002	15 PT Stipends Fall Sprg Sum	\$2,000	\$2,000	\$4,990	\$2,990	149.50%
Sum of Salaries		\$3,900	\$2,000	\$4,990	\$2,990	149.50%
Fringe Benefits						
5201001	00 Employer GTL Medical Vision	\$42	\$0	\$0	\$0	#Num!
5209000	55 Surs .5% Employer Contribution	\$8	\$0	\$10	\$10	#Div/0!
Sum of Fringe Benefits		\$50	\$0	\$10	\$10	#Div/0!
Maintenance, Memberships, and Printing & Postage Supplies						
5401002	00 Instructional Supplies	\$1,581	\$0	\$0	\$0	#Num!
5402000	00 Printing	\$2	\$0	\$0	\$0	#Num!
Sum of Maintenance, Memberships, and		\$1,584	\$0	\$0	\$0	#Num!
Net Total for Nuts Bolts Thingamajigs		\$5,533	\$2,000	\$5,000	\$3,000	150.00%

Dept: 06-4020-902011 Department Name: IL Coop Work Study

Outsourced & Contractual Services

5301000	00 Audit Services	\$0	\$0	\$0	\$0	#Num!
5309000	20 Other Contractual Services	\$44,461	\$47,029	\$47,029	\$0	0.00%
Sum of Outsourced & Contractual Servi		\$44,461	\$47,029	\$47,029	\$0	0.00%
Net Total for IL Coop Work Study		\$44,461	\$47,029	\$47,029	\$0	0.00%

Dept: 06-4020-902030 Department Name: ISBDC Program Revenue

Outsourced & Contractual Services

5302000	00 Consultants	\$531	\$0	\$0	\$0	#Num!
5309000	20 Other Contractual Services	\$465	\$4,000	\$1,500	(\$2,500)	-62.50%
Sum of Outsourced & Contractual Servi		\$996	\$4,000	\$1,500	(\$2,500)	-62.50%
Net Total for ISBDC Program Revenue		\$996	\$4,000	\$1,500	(\$2,500)	-62.50%

Dept: 06-4020-904130 Department Name: Sage Legacy Grant

Outsourced & Contractual Services

5309000	20 Other Contractual Services	\$222	\$0	\$0	\$0	#Num!
Sum of Outsourced & Contractual Servi		\$222	\$0	\$0	\$0	#Num!
Net Total for Sage Legacy Grant		\$222	\$0	\$0	\$0	#Num!

Dept: 06-4020-904144 Department Name: Expanding CC Apprenticeships

Salaries

Thru: 6/30/2023

<i>Object</i>	<i>Object Name</i>	<i>FY23 YTD</i>	<i>FY23 Budget</i>	<i>FY24 Budget</i>	<i>\$ Change</i>	<i>% Change</i>
5102001	00 FT Prof/Tech Staff	\$0	\$0	\$0	\$0	#Num!
Sum of Salaries		\$0	\$0	\$0	\$0	#Num!
Fringe Benefits						
5201001	00 Employer GTL Medical Vision	\$0	\$0	\$0	\$0	#Num!
5209000	55 Surs .5% Employer Contribution	\$0	\$0	\$0	\$0	#Num!
5209000	60 Surs Federal Grant Obligation	\$0	\$0	\$0	\$0	#Num!
Sum of Fringe Benefits		\$0	\$0	\$0	\$0	#Num!
Net Total for Expanding CC Apprentic		\$0	\$0	\$0	\$0	#Num!

Dept: 06-4020-904169 **Department Name: Specialty Crop Grant Grant**

Salaries

5103002	15 PT Stipends Fall Sprg Sum	\$2,025	\$0	\$0	\$0	#Num!
Sum of Salaries		\$2,025	\$0	\$0	\$0	#Num!

Fringe Benefits

5209000	60 Surs Federal Grant Obligation	\$260	\$0	\$0	\$0	#Num!
Sum of Fringe Benefits		\$260	\$0	\$0	\$0	#Num!

Outsourced & Contractual Services

5309000	20 Other Contractual Services	\$1,393	\$6,110	\$0	(\$6,110)	-100.00%
Sum of Outsourced & Contractual Servi		\$1,393	\$6,110	\$0	(\$6,110)	-100.00%

Maintenance, Memberships, and Printing & Postage Supplies

5401001	00 Office Supplies	\$333	\$0	\$0	\$0	#Num!
5401002	00 Instructional Supplies	\$1,031	\$0	\$0	\$0	#Num!
5402000	00 Printing	\$14	\$0	\$0	\$0	#Num!
5408000	05 Food Purchases	\$62	\$0	\$0	\$0	#Num!
5409000	00 Other Materials & Supplies	\$1,891	\$10,373	\$8,000	(\$2,373)	-22.88%
Sum of Maintenance, Memberships, and		\$3,331	\$10,373	\$8,000	(\$2,373)	-22.88%

Scholarships, Student Activities, and Waivers

5909002	00 Indirect Costs Allocation	\$561	\$1,318	\$0	(\$1,318)	-100.00%
Sum of Scholarships, Student Activities,		\$561	\$1,318	\$0	(\$1,318)	-100.00%

Net Total for Specialty Crop Grant Gra \$7,569 \$17,801 \$8,000 (\$9,801) -55.06%

Dept: 06-4020-904171 **Department Name: AdvanceMcHenryCty-Man Pathways**

Outsourced & Contractual Services

5309000	20 Other Contractual Services	\$222,910	\$292,750	\$292,750	\$0	0.00%
Sum of Outsourced & Contractual Servi		\$222,910	\$292,750	\$292,750	\$0	0.00%

Thru: 6/30/2023

<i>Object</i>	<i>Object Name</i>	<i>FY23 YTD</i>	<i>FY23 Budget</i>	<i>FY24 Budget</i>	<i>\$ Change</i>	<i>% Change</i>
Net Total for AdvanceMcHenryCty-Ma		\$222,910	\$292,750	\$292,750	\$0	0.00%

Dept: 06-4020-904172 Department Name: Job Training/Econ Dev-JTED

Outsourced & Contractual Services

5309000	20 Other Contractual Services	\$0	\$45,240	\$0	(\$45,240)	-100.00%
Sum of Outsourced & Contractual Servi		\$0	\$45,240	\$0	(\$45,240)	-100.00%

Scholarships, Student Activities, and Waivers

5909000	10 Tuition Refunds	\$5,996	\$78,900	\$0	(\$78,900)	-100.00%
5909000	15 Participation Stipend	\$0	\$63,360	\$0	(\$63,360)	-100.00%
Sum of Scholarships, Student Activities,		\$5,996	\$142,260	\$0	(\$142,260)	-100.00%

Net Total for Job Training/Econ Dev-J		\$5,996	\$187,500	\$0	(\$187,500)	-100.00%
--	--	---------	-----------	-----	-------------	----------

Dept: 06-4020-904175 Department Name: IMEC/AdvMcHCty/Workplace Skill

Scholarships, Student Activities, and Waivers

5909000	10 Tuition Refunds	\$219,898	\$0	\$0	\$0	#Num!
Sum of Scholarships, Student Activities,		\$219,898	\$0	\$0	\$0	#Num!

Net Total for IMEC/AdvMcHCty/Work		\$219,898	\$0	\$0	\$0	#Num!
--	--	-----------	-----	-----	-----	-------

Dept: 06-4030-902033 Department Name: IGEN - Renewable Energy

Outsourced & Contractual Services

5309000	20 Other Contractual Services	\$0	\$6,880	\$0	(\$6,880)	-100.00%
Sum of Outsourced & Contractual Servi		\$0	\$6,880	\$0	(\$6,880)	-100.00%

Maintenance, Memberships, and Printing & Postage Supplies

5401002	35 Supplies - General	\$5,740	\$0	\$0	\$0	#Num!
Sum of Maintenance, Memberships, and		\$5,740	\$0	\$0	\$0	#Num!

Net Total for IGEN - Renewable Energ		\$5,740	\$6,880	\$0	(\$6,880)	-100.00%
---	--	---------	---------	-----	-----------	----------

Dept: 06-4030-904155 Department Name: IL SBDC Cares Act Funds

Outsourced & Contractual Services

5302000	00 Consultants	\$10,000	\$10,000	\$0	(\$10,000)	-100.00%
Sum of Outsourced & Contractual Servi		\$10,000	\$10,000	\$0	(\$10,000)	-100.00%

Scholarships, Student Activities, and Waivers

5909000	00 Other Expenditures	\$80	\$0	\$0	\$0	#Num!
Sum of Scholarships, Student Activities,		\$80	\$0	\$0	\$0	#Num!

Net Total for IL SBDC Cares Act Fund		\$10,080	\$10,000	\$0	(\$10,000)	-100.00%
---	--	----------	----------	-----	------------	----------

Thru: 6/30/2023

<i>Object</i>	<i>Object Name</i>	<i>FY23 YTD</i>	<i>FY23 Budget</i>	<i>FY24 Budget</i>	<i>\$ Change</i>	<i>% Change</i>
---------------	--------------------	-----------------	--------------------	--------------------	------------------	-----------------

Dept: 06-4040-904060 **Department Name: IRS Vol Income Tax Asst Grant**

Salaries

5102001	00 FT Prof/Tech Staff	\$97	\$0	\$0	\$0	#Num!
5103004	20 Non-Instructional Overload	\$3,420	\$0	\$0	\$0	#Num!
5106002	00 PT Clerical Staff	\$0	\$0	\$0	\$0	#Num!
Sum of Salaries		\$3,517	\$0	\$0	\$0	#Num!

Fringe Benefits

5201001	00 Employer GTL Medical Vision	\$316	\$0	\$0	\$0	#Num!
5209000	55 Surs .5% Employer Contribution	\$18	\$0	\$0	\$0	#Num!
5209000	60 Surs Federal Grant Obligation	\$451	\$0	\$0	\$0	#Num!
Sum of Fringe Benefits		\$785	\$0	\$0	\$0	#Num!

Outsourced & Contractual Services

5309000	20 Other Contractual Services	\$20,394	\$0	\$0	\$0	#Num!
Sum of Outsourced & Contractual Servi		\$20,394	\$0	\$0	\$0	#Num!

Maintenance, Memberships, and Printing & Postage Supplies

5401001	00 Office Supplies	\$2,408	\$0	\$0	\$0	#Num!
5401002	35 Supplies - General	\$1,490	\$0	\$0	\$0	#Num!
5402000	00 Printing	\$6	\$0	\$0	\$0	#Num!
5407000	00 Advertising	\$432	\$0	\$0	\$0	#Num!
Sum of Maintenance, Memberships, and		\$4,336	\$0	\$0	\$0	#Num!

Scholarships, Student Activities, and Waivers

5909002	00 Indirect Costs Allocation	\$2,675	\$0	\$0	\$0	#Num!
Sum of Scholarships, Student Activities,		\$2,675	\$0	\$0	\$0	#Num!

Net Total for IRS Vol Income Tax Asst **\$31,707** **\$0** **\$0** **\$0** **#Num!**

Dept: 06-7090-902034 **Department Name: Illinois Green Economy**

Salaries

5101001	00 FT Administrative Staff	\$10,000	\$10,000	\$0	(\$10,000)	-100.00%
Sum of Salaries		\$10,000	\$10,000	\$0	(\$10,000)	-100.00%

Outsourced & Contractual Services

5304000	05 Contractual Services	\$4,955	\$5,000	\$0	(\$5,000)	-100.00%
Sum of Outsourced & Contractual Servi		\$4,955	\$5,000	\$0	(\$5,000)	-100.00%

Maintenance, Memberships, and Printing & Postage Supplies

5401002	35 Supplies - General	\$15,744	\$0	\$0	\$0	#Num!
---------	-----------------------	----------	-----	-----	-----	-------

Thru: 6/30/2023

<i>Object</i>	<i>Object Name</i>	<i>FY23 YTD</i>	<i>FY23 Budget</i>	<i>FY24 Budget</i>	<i>\$ Change</i>	<i>% Change</i>
	Sum of Maintenance, Memberships, and	\$15,744	\$0	\$0	\$0	#Num!
	Net Total for Illinois Green Economy	\$30,699	\$15,000	\$0	(\$15,000)	-100.00%

Dept: 06-8040-904164 Department Name: ETSB Starcom21 McHenry Cty

Outsourced & Contractual Services

5309000	20 Other Contractual Services	\$4,104	\$0	\$0	\$0	#Num!
	Sum of Outsourced & Contractual Servi	\$4,104	\$0	\$0	\$0	#Num!
	Net Total for ETSB Starcom21 McHen	\$4,104	\$0	\$0	\$0	#Num!

Dept: 06-8060-904159 Department Name: CRRSA-HEERF II Institutional

Outsourced & Contractual Services

5309000	20 Other Contractual Services	\$0	\$0	\$0	\$0	#Num!
	Sum of Outsourced & Contractual Servi	\$0	\$0	\$0	\$0	#Num!

Maintenance, Memberships, and Printing & Postage Supplies

5401001	00 Office Supplies	\$0	\$0	\$0	\$0	#Num!
	Sum of Maintenance, Memberships, and	\$0	\$0	\$0	\$0	#Num!

Capital Outlay

5809000	05 Major Equipment	\$0	\$0	\$0	\$0	#Num!
5809000	60 Building Improvements	\$0	\$0	\$0	\$0	#Num!
	Sum of Capital Outlay	\$0	\$0	\$0	\$0	#Num!
	Net Total for CRRSA-HEERF II Instit	\$0	\$0	\$0	\$0	#Num!

Dept: 06-8060-904161 Department Name: CRRSA-HEERF III Institutional

Outsourced & Contractual Services

5304000	10 Contract Maintenance Services	\$222,282	\$0	\$0	\$0	#Num!
5309000	20 Other Contractual Services	\$189,847	\$0	\$0	\$0	#Num!
	Sum of Outsourced & Contractual Servi	\$412,128	\$0	\$0	\$0	#Num!

Maintenance, Memberships, and Printing & Postage Supplies

5401001	00 Office Supplies	\$10,001	\$0	\$0	\$0	#Num!
5401002	00 Instructional Supplies	\$7,374	\$0	\$0	\$0	#Num!
5401004	00 Maintenance Supplies	\$45,835	\$0	\$0	\$0	#Num!
5401009	00 IT Technology Supplies	\$101,579	\$0	\$0	\$0	#Num!
5404002	00 Computer Software	\$31,058	\$0	\$0	\$0	#Num!
5404004	00 Repair Materials & Supplies	\$23,584	\$0	\$0	\$0	#Num!
5409000	00 Other Materials & Supplies	\$274,812	\$0	\$0	\$0	#Num!
	Sum of Maintenance, Memberships, and	\$494,242	\$0	\$0	\$0	#Num!

Thru: 6/30/2023

<i>Object</i>	<i>Object Name</i>	<i>FY23 YTD</i>	<i>FY23 Budget</i>	<i>FY24 Budget</i>	<i>\$ Change</i>	<i>% Change</i>
Capital Outlay						
5809000	00 Other Capital Outlay	\$6,809	\$0	\$0	\$0	#Num!
5809000	05 Major Equipment	\$142,070	\$500,000	\$0	(\$500,000)	-100.00%
5809000	60 Building Improvements	\$559,946	\$0	\$0	\$0	#Num!
Sum of Capital Outlay		\$708,825	\$500,000	\$0	(\$500,000)	-100.00%
Scholarships, Student Activities, and Waivers						
5902000	05 Emergency Relief Funding	\$1,857,646	\$0	\$0	\$0	#Num!
5909000	00 Other Expenditures	\$0	\$2,200,000	\$0	(\$2,200,000)	-100.00%
Sum of Scholarships, Student Activities,		\$1,857,646	\$2,200,000	\$0	(\$2,200,000)	-100.00%
Net Total for CRRSA-HEERF III Insti		\$3,472,841	\$2,700,000	\$0	(\$2,700,000)	-100.00%

Dept: 06-9010-902024 Department Name: MAP Grant Award

Scholarships, Student Activities, and Waivers						
5909000	35 Illinois Map Grant Award	\$465,898	\$500,000	\$0	(\$500,000)	-100.00%
Sum of Scholarships, Student Activities,		\$465,898	\$500,000	\$0	(\$500,000)	-100.00%
Net Total for MAP Grant Award		\$465,898	\$500,000	\$0	(\$500,000)	-100.00%

Dept: 06-9010-902027 Department Name: ECACE-Early Childhood Access

Scholarships, Student Activities, and Waivers						
5902000	10 Scholarships	\$127,491	\$0	\$32,162	\$32,162	#Div/0!
Sum of Scholarships, Student Activities,		\$127,491	\$0	\$32,162	\$32,162	#Div/0!
Net Total for ECACE-Early Childhood		\$127,491	\$0	\$32,162	\$32,162	#Div/0!

Dept: 06-9010-902060 Department Name: Dpnds Police Fire Corr Off Grt

Scholarships, Student Activities, and Waivers						
5909000	37 Dpnds Police Fire Corr Off Grt	\$1,736	\$0	\$0	\$0	#Num!
Sum of Scholarships, Student Activities,		\$1,736	\$0	\$0	\$0	#Num!
Net Total for Dpnds Police Fire Corr O		\$1,736	\$0	\$0	\$0	#Num!

Dept: 06-9010-903018 Department Name: Marchi Endowment

Maintenance, Memberships, and Printing & Postage Supplies						
5401002	35 Supplies - General	\$4,940	\$0	\$0	\$0	#Num!
Sum of Maintenance, Memberships, and		\$4,940	\$0	\$0	\$0	#Num!
Net Total for Marchi Endowment		\$4,940	\$0	\$0	\$0	#Num!

Dept: 06-9010-904134 Department Name: Childcare Access-CCAMPIS Grant

Thru: 6/30/2023

<i>Object</i>	<i>Object Name</i>	<i>FY23 YTD</i>	<i>FY23 Budget</i>	<i>FY24 Budget</i>	<i>\$ Change</i>	<i>% Change</i>
Maintenance, Memberships, and Printing & Postage Supplies						
5401002	00 Instructional Supplies	\$2,394	\$0	\$0	\$0	#Num!
5401002	35 Supplies - General	\$40	\$0	\$0	\$0	#Num!
5406000	00 Publications & Dues	\$150	\$0	\$0	\$0	#Num!
Sum of Maintenance, Memberships, and		\$2,584	\$0	\$0	\$0	#Num!
Scholarships, Student Activities, and Waivers						
5902000	60 Childcare Fee Subsidy	\$1,040	\$0	\$0	\$0	#Num!
5909002	00 Indirect Costs Allocation	\$258	\$0	\$0	\$0	#Num!
Sum of Scholarships, Student Activities,		\$1,298	\$0	\$0	\$0	#Num!
Net Total for Childcare Access-CCAM		\$3,882	\$0	\$0	\$0	#Num!
Dept: 06-9010-904160 Department Name: ARP-HEERF III Student						
Scholarships, Student Activities, and Waivers						
5902000	05 Emergency Relief Funding	\$0	\$0	\$0	\$0	#Num!
Sum of Scholarships, Student Activities,		\$0	\$0	\$0	\$0	#Num!
Net Total for ARP-HEERF III Student		\$0	\$0	\$0	\$0	#Num!
Dept: 06-9030-302032 Department Name: Federal-Student Workers						
Salaries						
5108000	05 Federal Student Employee	\$101,039	\$105,613	\$105,613	\$0	0.00%
Sum of Salaries		\$101,039	\$105,613	\$105,613	\$0	0.00%
Net Total for Federal-Student Workers		\$101,039	\$105,613	\$105,613	\$0	0.00%
Net Surplus/(Deficit) of Restricted Purpos		(\$2,949)	\$0	\$0	\$0	N/A

Thru: 6/30/2023

<i>Object</i>	<i>Object Name</i>	<i>FY23 YTD</i>	<i>FY23 Budget</i>	<i>FY24 Budget</i>	<i>\$ Change</i>	<i>% Change</i>
Fund 07 Working Cash						
<i>Dept: 07-0000-000000 Department Name: General</i>						
Investment Revenue						
4709000	06 Change in Fair Value of Invest	\$24,898	\$33,117	\$47,797	\$14,680	44.33%
4709000	07 Investment Transaction Fees	(\$2,122)	(\$2,828)	(\$2,837)	(\$9)	0.32%
Sum of Investment Revenue		\$22,776	\$30,289	\$44,960	\$14,671	48.44%
Interfund Transfer Out						
7102001	00 Transfer-out			\$1,260,717		
Sum of Interfund Transfer Out				\$1,260,717		
Net Total for General		\$22,776	\$30,289	\$1,305,677	\$1,275,388	4210.73%
Net Surplus/(Deficit) of Working Cash		\$22,776	\$30,289	(\$1,215,757)	(\$1,246,046)	-4113.86%

Thru: 6/30/2023

<i>Object</i>	<i>Object Name</i>	<i>FY23 YTD</i>	<i>FY23 Budget</i>	<i>FY24 Budget</i>	<i>\$ Change</i>	<i>% Change</i>
Fund 08 General Fixed Asset						
<i>Dept: 08-0000-000000 Department Name: General</i>						
Other Revenue						
4991500	01 Capital Appropriations	\$1,446,112	\$0	\$0	\$0	#Num!
Sum of Other Revenue		\$1,446,112	\$0	\$0	\$0	#Num!
Net Total for General		\$1,446,112	\$0	\$0	\$0	#Num!
<i>Dept: 08-1010-501016 Department Name: General Institutional Exp</i>						
Capital Outlay						
5805000	01 Asset addition contra account	(\$138,283)	\$0	\$0	\$0	#Num!
Sum of Capital Outlay		(\$138,283)	\$0	\$0	\$0	#Num!
Net Total for General Institutional Exp		(\$138,283)	\$0	\$0	\$0	#Num!
<i>Dept: 08-2010-501016 Department Name: General Institutional Exp</i>						
Capital Outlay						
5805000	01 Asset addition contra account	(\$74,171)	\$0	\$0	\$0	#Num!
Sum of Capital Outlay		(\$74,171)	\$0	\$0	\$0	#Num!
Net Total for General Institutional Exp		(\$74,171)	\$0	\$0	\$0	#Num!
<i>Dept: 08-3010-501016 Department Name: General Institutional Exp</i>						
Capital Outlay						
5805000	01 Asset addition contra account	(\$107,090)	\$0	\$0	\$0	#Num!
Sum of Capital Outlay		(\$107,090)	\$0	\$0	\$0	#Num!
Net Total for General Institutional Exp		(\$107,090)	\$0	\$0	\$0	#Num!
<i>Dept: 08-4010-501016 Department Name: General Institutional Exp</i>						
Capital Outlay						
5805000	01 Asset addition contra account	(\$3,421)	\$0	\$0	\$0	#Num!
Sum of Capital Outlay		(\$3,421)	\$0	\$0	\$0	#Num!
Net Total for General Institutional Exp		(\$3,421)	\$0	\$0	\$0	#Num!
<i>Dept: 08-6010-501016 Department Name: General Institutional Exp</i>						
Capital Outlay						
5805000	01 Asset addition contra account	(\$1,355,916)	\$0	\$0	\$0	#Num!

Thru: 6/30/2023

<i>Object</i>	<i>Object Name</i>	<i>FY23 YTD</i>	<i>FY23 Budget</i>	<i>FY24 Budget</i>	<i>\$ Change</i>	<i>% Change</i>
	Sum of Capital Outlay	(\$1,355,916)	\$0	\$0	\$0	#Num!
	Net Total for General Institutional Exp	(\$1,355,916)	\$0	\$0	\$0	#Num!
Dept: 08-7010-501016 Department Name: General Institutional Exp						
Capital Outlay						
5805000	01 Asset addition contra account	(\$129,331)	\$0	\$0	\$0	#Num!
	Sum of Capital Outlay	(\$129,331)	\$0	\$0	\$0	#Num!
	Net Total for General Institutional Exp	(\$129,331)	\$0	\$0	\$0	#Num!
Dept: 08-8010-501016 Department Name: General Institutional Exp						
Capital Outlay						
5805000	01 Asset addition contra account	(\$1,243,492)	\$0	\$0	\$0	#Num!
	Sum of Capital Outlay	(\$1,243,492)	\$0	\$0	\$0	#Num!
	Net Total for General Institutional Exp	(\$1,243,492)	\$0	\$0	\$0	#Num!
Dept: 08-8090-000000 Department Name: General						
Capital Outlay						
5808000	05 Depreciation Building	\$2,285,057	\$0	\$0	\$0	#Num!
5808000	10 Depreciation Equipment	\$852,826	\$0	\$0	\$0	#Num!
5808009	00 Amortization Expense	\$1,000,134	\$0	\$0	\$0	#Num!
	Sum of Capital Outlay	\$4,138,018	\$0	\$0	\$0	#Num!
	Net Total for General	\$4,138,018	\$0	\$0	\$0	#Num!
Net Surplus/(Deficit) of General Fixed Ass		\$359,798	\$0	\$0	\$0	N/A

Thru: 6/30/2023

<i>Object</i>	<i>Object Name</i>	<i>FY23 YTD</i>	<i>FY23 Budget</i>	<i>FY24 Budget</i>	<i>\$ Change</i>	<i>% Change</i>
---------------	--------------------	-----------------	--------------------	--------------------	------------------	-----------------

Fund 09 General Long-Term Debt

Dept: 09-0000-000000 Department Name: General

Other Revenue

4909001	10	Proceeds from Leases	(\$463,056)	\$0	\$0	\$0	#Num!
Sum of Other Revenue			(\$463,056)	\$0	\$0	\$0	#Num!

Fixed Charges, Rental, Property Insurance, and Debt Retirement

5606000	00	Lease Principal Retirements	\$0	\$0	\$0	\$0	#Num!
5606002	00	Lease Retirements	(\$991,422)	\$0	\$0	\$0	#Num!
5609000	50	Bond Principal	(\$580,000)	\$0	\$0	\$0	#Num!
5609000	55	Interest Expense	(\$44,414)	\$0	\$0	\$0	#Num!
Sum of Fixed Charges, Rental, Property			(\$1,615,837)	\$0	\$0	\$0	#Num!

Net Total for General (\$2,078,893) \$0 \$0 \$0 #Num!

Dept: 09-1000-501040 Department Name: Institutional Liab Act

Fringe Benefits

5209000	60	Surs Federal Grant Obligation	(\$13,851)	\$0	\$0	\$0	#Num!
Sum of Fringe Benefits			(\$13,851)	\$0	\$0	\$0	#Num!

Net Total for Institutional Liab Act (\$13,851) \$0 \$0 \$0 #Num!

Dept: 09-2000-501040 Department Name: Institutional Liab Act

Fringe Benefits

5209000	60	Surs Federal Grant Obligation	(\$433)	\$0	\$0	\$0	#Num!
Sum of Fringe Benefits			(\$433)	\$0	\$0	\$0	#Num!

Net Total for Institutional Liab Act (\$433) \$0 \$0 \$0 #Num!

Dept: 09-3000-501040 Department Name: Institutional Liab Act

Fringe Benefits

5209000	60	Surs Federal Grant Obligation	\$1,332	\$0	\$0	\$0	#Num!
Sum of Fringe Benefits			\$1,332	\$0	\$0	\$0	#Num!

Net Total for Institutional Liab Act \$1,332 \$0 \$0 \$0 #Num!

Dept: 09-4000-501040 Department Name: Institutional Liab Act

Fringe Benefits

5209000	60	Surs Federal Grant Obligation	\$7,379	\$0	\$0	\$0	#Num!
Sum of Fringe Benefits			\$7,379	\$0	\$0	\$0	#Num!

Thru: 6/30/2023

<i>Object</i>	<i>Object Name</i>	<i>FY23 YTD</i>	<i>FY23 Budget</i>	<i>FY24 Budget</i>	<i>\$ Change</i>	<i>% Change</i>
<i>Net Total for Institutional Liab Act</i>		\$7,379	\$0	\$0	\$0	#Num!
Dept: 09-8000-501040 Department Name: Institutional Liab Act						
Fringe Benefits						
5209000	60 Surs Federal Grant Obligation	(\$487)	\$0	\$0	\$0	#Num!
Sum of Fringe Benefits		(\$487)	\$0	\$0	\$0	#Num!
<i>Net Total for Institutional Liab Act</i>		(\$487)	\$0	\$0	\$0	#Num!
Net Surplus/(Deficit) of General Long-Ter		\$1,158,841	\$0	\$0	\$0	N/A

<i>Object</i>	<i>Object Name</i>	<i>FY23 YTD</i>	<i>FY23 Budget</i>	<i>FY24 Budget</i>	<i>\$ Change</i>	<i>% Change</i>
---------------	--------------------	-----------------	--------------------	--------------------	------------------	-----------------

Fund 10 Trust & Agency

Dept: 10-0000-900016 Department Name: Art Club

Other Revenue

4909000	50 Other Misc Income	\$100	\$0	\$0	\$0	#Num!
Sum of Other Revenue		\$100	\$0	\$0	\$0	#Num!
Net Total for Art Club		\$100	\$0	\$0	\$0	#Num!

Dept: 10-0000-900021 Department Name: Student Life Fundraisers

Other Revenue

4909000	50 Other Misc Income	\$100	\$0	\$0	\$0	#Num!
Sum of Other Revenue		\$100	\$0	\$0	\$0	#Num!
Net Total for Student Life Fundraisers		\$100	\$0	\$0	\$0	#Num!

Dept: 10-0000-900024 Department Name: Skyway Co-Cirricular Account

Other Revenue

4909000	50 Other Misc Income	\$3,450	\$0	\$0	\$0	#Num!
Sum of Other Revenue		\$3,450	\$0	\$0	\$0	#Num!
Net Total for Skyway Co-Cirricular Ac		\$3,450	\$0	\$0	\$0	#Num!

Dept: 10-0000-900026 Department Name: AAWCC-Amer Assoc Women Com Clg

Other Revenue

4909000	50 Other Misc Income	\$1,341	\$0	\$0	\$0	#Num!
Sum of Other Revenue		\$1,341	\$0	\$0	\$0	#Num!
Net Total for AAWCC-Amer Assoc Wo		\$1,341	\$0	\$0	\$0	#Num!

Dept: 10-0000-900030 Department Name: Black Student Union

Other Revenue

4909000	50 Other Misc Income	\$100	\$0	\$0	\$0	#Num!
Sum of Other Revenue		\$100	\$0	\$0	\$0	#Num!
Net Total for Black Student Union		\$100	\$0	\$0	\$0	#Num!

Dept: 10-0000-900031 Department Name: MCC Chess Club

Other Revenue

4909000	50 Other Misc Income	\$100	\$0	\$0	\$0	#Num!
---------	----------------------	-------	-----	-----	-----	-------

Thru: 6/30/2023

<i>Object</i>	<i>Object Name</i>	<i>FY23 YTD</i>	<i>FY23 Budget</i>	<i>FY24 Budget</i>	<i>\$ Change</i>	<i>% Change</i>
	Sum of Other Revenue	\$100	\$0	\$0	\$0	#Num!
	Net Total for MCC Chess Club	\$100	\$0	\$0	\$0	#Num!

Dept: 10-0000-900032 Department Name: Campus Christian Fellowship

Other Revenue

4909000	50 Other Misc Income	\$100	\$0	\$0	\$0	#Num!
	Sum of Other Revenue	\$100	\$0	\$0	\$0	#Num!
	Net Total for Campus Christian Fellow	\$100	\$0	\$0	\$0	#Num!

Dept: 10-0000-900033 Department Name: Pride Club

Other Revenue

4909000	50 Other Misc Income	\$100	\$0	\$0	\$0	#Num!
	Sum of Other Revenue	\$100	\$0	\$0	\$0	#Num!
	Net Total for Pride Club	\$100	\$0	\$0	\$0	#Num!

Dept: 10-0000-900036 Department Name: Environmental Action Club

Other Revenue

4909000	50 Other Misc Income	\$100	\$0	\$0	\$0	#Num!
	Sum of Other Revenue	\$100	\$0	\$0	\$0	#Num!
	Net Total for Environmental Action Cl	\$100	\$0	\$0	\$0	#Num!

Dept: 10-0000-900037 Department Name: Video Game Club

Other Revenue

4909000	50 Other Misc Income	\$100	\$0	\$0	\$0	#Num!
	Sum of Other Revenue	\$100	\$0	\$0	\$0	#Num!
	Net Total for Video Game Club	\$100	\$0	\$0	\$0	#Num!

Dept: 10-0000-900046 Department Name: Student Peace Action Network

Other Revenue

4909000	50 Other Misc Income	\$100	\$0	\$0	\$0	#Num!
	Sum of Other Revenue	\$100	\$0	\$0	\$0	#Num!
	Net Total for Student Peace Action Net	\$100	\$0	\$0	\$0	#Num!

Dept: 10-0000-900048 Department Name: Student Nursing Organization

Other Revenue

4909000	50 Other Misc Income	\$667	\$0	\$0	\$0	#Num!
---------	----------------------	-------	-----	-----	-----	-------

Thru: 6/30/2023

<i>Object</i>	<i>Object Name</i>	<i>FY23 YTD</i>	<i>FY23 Budget</i>	<i>FY24 Budget</i>	<i>\$ Change</i>	<i>% Change</i>
	Sum of Other Revenue	\$667	\$0	\$0	\$0	#Num!
Net Total for Student Nursing Organiz		\$667	\$0	\$0	\$0	#Num!

Dept: 10-0000-900049 Department Name: Student Veteran Club

Other Revenue

4909000	50 Other Misc Income	\$3,097	\$0	\$0	\$0	#Num!
Sum of Other Revenue		\$3,097	\$0	\$0	\$0	#Num!
Net Total for Student Veteran Club		\$3,097	\$0	\$0	\$0	#Num!

Dept: 10-0000-900056 Department Name: Writers Block Creative Writing

Other Revenue

4909000	50 Other Misc Income	\$100	\$0	\$0	\$0	#Num!
Sum of Other Revenue		\$100	\$0	\$0	\$0	#Num!
Net Total for Writers Block Creative W		\$100	\$0	\$0	\$0	#Num!

Dept: 10-0000-900069 Department Name: D155 CL Central HS Assoc Schp

Nongovernmental Gifts

4809000	00 Non Governmental Gift Other	\$100	\$0	\$0	\$0	#Num!
Sum of Nongovernmental Gifts		\$100	\$0	\$0	\$0	#Num!
Net Total for D155 CL Central HS Ass		\$100	\$0	\$0	\$0	#Num!

Dept: 10-0000-900075 Department Name: United St Bowling Congress

Nongovernmental Gifts

4809000	00 Non Governmental Gift Other	\$843	\$0	\$0	\$0	#Num!
Sum of Nongovernmental Gifts		\$843	\$0	\$0	\$0	#Num!
Net Total for United St Bowling Congr		\$843	\$0	\$0	\$0	#Num!

Dept: 10-0000-900080 Department Name: Woodstock Chamber of Commerce

Nongovernmental Gifts

4809000	00 Non Governmental Gift Other	\$889	\$0	\$0	\$0	#Num!
Sum of Nongovernmental Gifts		\$889	\$0	\$0	\$0	#Num!
Net Total for Woodstock Chamber of C		\$889	\$0	\$0	\$0	#Num!

Dept: 10-0000-900097 Department Name: Lakemoor Dollars For Scholars

Nongovernmental Gifts

4809000	00 Non Governmental Gift Other	\$2,000	\$0	\$0	\$0	#Num!
---------	--------------------------------	---------	-----	-----	-----	-------

Thru: 6/30/2023

<i>Object</i>	<i>Object Name</i>	<i>FY23 YTD</i>	<i>FY23 Budget</i>	<i>FY24 Budget</i>	<i>\$ Change</i>	<i>% Change</i>
	Sum of Nongovernmental Gifts	\$2,000	\$0	\$0	\$0	#Num!
	Net Total for Lakemoor Dollars For Sc	\$2,000	\$0	\$0	\$0	#Num!

Dept: 10-0000-900137 Department Name: Scholarship America

Nongovernmental Gifts

4809000	00 Non Governmental Gift Other	\$1,670	\$0	\$0	\$0	#Num!
	Sum of Nongovernmental Gifts	\$1,670	\$0	\$0	\$0	#Num!
	Net Total for Scholarship America	\$1,670	\$0	\$0	\$0	#Num!

Dept: 10-0000-900138 Department Name: Marengo Fireman Assoc.

Nongovernmental Gifts

4809000	00 Non Governmental Gift Other	\$500	\$0	\$0	\$0	#Num!
	Sum of Nongovernmental Gifts	\$500	\$0	\$0	\$0	#Num!
	Net Total for Marengo Fireman Assoc.	\$500	\$0	\$0	\$0	#Num!

Dept: 10-0000-900150 Department Name: Americorp/Natl Service Award

Nongovernmental Gifts

4809000	00 Non Governmental Gift Other	\$1,738	\$0	\$0	\$0	#Num!
	Sum of Nongovernmental Gifts	\$1,738	\$0	\$0	\$0	#Num!
	Net Total for Americorp/Natl Service A	\$1,738	\$0	\$0	\$0	#Num!

Dept: 10-0000-900152 Department Name: Crystal Lk Service League Scho

Nongovernmental Gifts

4809000	00 Non Governmental Gift Other	\$1,000	\$0	\$0	\$0	#Num!
	Sum of Nongovernmental Gifts	\$1,000	\$0	\$0	\$0	#Num!
	Net Total for Crystal Lk Service Leagu	\$1,000	\$0	\$0	\$0	#Num!

Dept: 10-0000-900189 Department Name: Womens Softball Fund

Other Revenue

4909000	50 Other Misc Income	\$7,399	\$0	\$0	\$0	#Num!
	Sum of Other Revenue	\$7,399	\$0	\$0	\$0	#Num!
	Net Total for Womens Softball Fund	\$7,399	\$0	\$0	\$0	#Num!

Dept: 10-0000-900191 Department Name: Womens Volleyball Fund

Other Revenue

4909000	50 Other Misc Income	\$2,810	\$0	\$0	\$0	#Num!
---------	----------------------	---------	-----	-----	-----	-------

Thru: 6/30/2023

<i>Object</i>	<i>Object Name</i>	<i>FY23 YTD</i>	<i>FY23 Budget</i>	<i>FY24 Budget</i>	<i>\$ Change</i>	<i>% Change</i>
	Sum of Other Revenue	\$2,810	\$0	\$0	\$0	#Num!
Net Total for Womens Volleyball Fund		\$2,810	\$0	\$0	\$0	#Num!

Dept: 10-0000-900193 Department Name: Mens Basketball Fund

Other Revenue

4909000	50 Other Misc Income	\$81	\$0	\$0	\$0	#Num!
	Sum of Other Revenue	\$81	\$0	\$0	\$0	#Num!
Net Total for Mens Basketball Fund		\$81	\$0	\$0	\$0	#Num!

Dept: 10-0000-900194 Department Name: Mens Baseball Fund

Other Revenue

4909000	50 Other Misc Income	\$22,450	\$0	\$0	\$0	#Num!
	Sum of Other Revenue	\$22,450	\$0	\$0	\$0	#Num!
Net Total for Mens Baseball Fund		\$22,450	\$0	\$0	\$0	#Num!

Dept: 10-0000-900195 Department Name: Mens Soccer Fund

Other Revenue

4909000	50 Other Misc Income	\$0	\$0	\$0	\$0	#Num!
	Sum of Other Revenue	\$0	\$0	\$0	\$0	#Num!
Net Total for Mens Soccer Fund		\$0	\$0	\$0	\$0	#Num!

Dept: 10-0000-900198 Department Name: Womens Tennis Fundraiser

Other Revenue

4909000	50 Other Misc Income	\$57	\$0	\$0	\$0	#Num!
	Sum of Other Revenue	\$57	\$0	\$0	\$0	#Num!
Net Total for Womens Tennis Fundrais		\$57	\$0	\$0	\$0	#Num!

Dept: 10-0000-900199 Department Name: Clay Club

Other Revenue

4909000	50 Other Misc Income	\$6,256	\$0	\$0	\$0	#Num!
	Sum of Other Revenue	\$6,256	\$0	\$0	\$0	#Num!
Net Total for Clay Club		\$6,256	\$0	\$0	\$0	#Num!

Dept: 10-0000-900204 Department Name: MCC Mens Tennis

Other Revenue

4909000	50 Other Misc Income	\$44	\$0	\$0	\$0	#Num!
---------	----------------------	------	-----	-----	-----	-------

Thru: 6/30/2023

<i>Object</i>	<i>Object Name</i>	<i>FY23 YTD</i>	<i>FY23 Budget</i>	<i>FY24 Budget</i>	<i>\$ Change</i>	<i>% Change</i>
	Sum of Other Revenue	\$44	\$0	\$0	\$0	#Num!
	Net Total for MCC Mens Tennis	\$44	\$0	\$0	\$0	#Num!

Dept: 10-0000-900210 Department Name: Auto Lab Parts

Other Revenue

4909000	50 Other Misc Income	\$6,221	\$0	\$0	\$0	#Num!
	Sum of Other Revenue	\$6,221	\$0	\$0	\$0	#Num!
	Net Total for Auto Lab Parts	\$6,221	\$0	\$0	\$0	#Num!

Dept: 10-0000-900217 Department Name: Phi Theta Kappa-Dues

Other Revenue

4909000	50 Other Misc Income	\$5,013	\$0	\$0	\$0	#Num!
	Sum of Other Revenue	\$5,013	\$0	\$0	\$0	#Num!
	Net Total for Phi Theta Kappa-Dues	\$5,013	\$0	\$0	\$0	#Num!

Dept: 10-0000-900229 Department Name: MCC Music Club

Other Revenue

4909000	50 Other Misc Income	\$2,500	\$0	\$0	\$0	#Num!
	Sum of Other Revenue	\$2,500	\$0	\$0	\$0	#Num!
	Net Total for MCC Music Club	\$2,500	\$0	\$0	\$0	#Num!

Dept: 10-0000-900239 Department Name: P.T.K. Chi Upsilon

Other Revenue

4909000	50 Other Misc Income	\$382	\$0	\$0	\$0	#Num!
	Sum of Other Revenue	\$382	\$0	\$0	\$0	#Num!
	Net Total for P.T.K. Chi Upsilon	\$382	\$0	\$0	\$0	#Num!

Dept: 10-0000-900241 Department Name: Dance Team

Other Revenue

4909000	50 Other Misc Income	\$1,066	\$0	\$0	\$0	#Num!
	Sum of Other Revenue	\$1,066	\$0	\$0	\$0	#Num!
	Net Total for Dance Team	\$1,066	\$0	\$0	\$0	#Num!

Dept: 10-0000-900243 Department Name: Theatre Productions

Other Revenue

4909000	50 Other Misc Income	\$17,364	\$0	\$0	\$0	#Num!
---------	----------------------	----------	-----	-----	-----	-------

Thru: 6/30/2023

<i>Object</i>	<i>Object Name</i>	<i>FY23 YTD</i>	<i>FY23 Budget</i>	<i>FY24 Budget</i>	<i>\$ Change</i>	<i>% Change</i>
	Sum of Other Revenue	\$17,364	\$0	\$0	\$0	#Num!
	Net Total for Theatre Productions	\$17,364	\$0	\$0	\$0	#Num!

Dept: 10-0000-900245 Department Name: Latinos Unidos

Other Revenue

4909000	50 Other Misc Income	\$394	\$0	\$0	\$0	#Num!
	Sum of Other Revenue	\$394	\$0	\$0	\$0	#Num!
	Net Total for Latinos Unidos	\$394	\$0	\$0	\$0	#Num!

Dept: 10-0000-900248 Department Name: Oneida Nation-Oneida Wisconsin

Nongovernmental Gifts

4809000	00 Non Governmental Gift Other	\$18,576	\$0	\$0	\$0	#Num!
	Sum of Nongovernmental Gifts	\$18,576	\$0	\$0	\$0	#Num!
	Net Total for Oneida Nation-Oneida W	\$18,576	\$0	\$0	\$0	#Num!

Dept: 10-0000-900268 Department Name: Dist 158 School District

Nongovernmental Gifts

4809000	00 Non Governmental Gift Other	\$500	\$0	\$0	\$0	#Num!
	Sum of Nongovernmental Gifts	\$500	\$0	\$0	\$0	#Num!
	Net Total for Dist 158 School District	\$500	\$0	\$0	\$0	#Num!

Dept: 10-0000-900310 Department Name: Business Club

Other Revenue

4909000	50 Other Misc Income	\$100	\$0	\$0	\$0	#Num!
	Sum of Other Revenue	\$100	\$0	\$0	\$0	#Num!
	Net Total for Business Club	\$100	\$0	\$0	\$0	#Num!

Dept: 10-0000-900312 Department Name: Social Science Club

Other Revenue

4909000	50 Other Misc Income	\$100	\$0	\$0	\$0	#Num!
	Sum of Other Revenue	\$100	\$0	\$0	\$0	#Num!
	Net Total for Social Science Club	\$100	\$0	\$0	\$0	#Num!

Dept: 10-0000-900342 Department Name: School Dist 155 ED Cary Asc

Nongovernmental Gifts

4809000	00 Non Governmental Gift Other	\$600	\$0	\$0	\$0	#Num!
---------	--------------------------------	-------	-----	-----	-----	-------

Thru: 6/30/2023

<i>Object</i>	<i>Object Name</i>	<i>FY23 YTD</i>	<i>FY23 Budget</i>	<i>FY24 Budget</i>	<i>\$ Change</i>	<i>% Change</i>
	Sum of Nongovernmental Gifts	\$600	\$0	\$0	\$0	#Num!
	Net Total for School Dist 155 ED Cary	\$600	\$0	\$0	\$0	#Num!

Dept: 10-0000-900345 Department Name: McHenry Cty Community Found

Nongovernmental Gifts

4809000	00 Non Governmental Gift Other	\$5,000	\$0	\$0	\$0	#Num!
	Sum of Nongovernmental Gifts	\$5,000	\$0	\$0	\$0	#Num!
	Net Total for McHenry Cty Community	\$5,000	\$0	\$0	\$0	#Num!

Dept: 10-0000-900377 Department Name: Asian American Club

Other Revenue

4909000	50 Other Misc Income	\$100	\$0	\$0	\$0	#Num!
	Sum of Other Revenue	\$100	\$0	\$0	\$0	#Num!
	Net Total for Asian American Club	\$100	\$0	\$0	\$0	#Num!

Dept: 10-0000-900379 Department Name: Woodstock Rotary Foundation Pr

Nongovernmental Gifts

4809000	00 Non Governmental Gift Other	\$2,500	\$0	\$0	\$0	#Num!
	Sum of Nongovernmental Gifts	\$2,500	\$0	\$0	\$0	#Num!
	Net Total for Woodstock Rotary Found	\$2,500	\$0	\$0	\$0	#Num!

Dept: 10-0000-900401 Department Name: Student Physical Therapy Club

Other Revenue

4909000	50 Other Misc Income	\$5,080	\$0	\$0	\$0	#Num!
	Sum of Other Revenue	\$5,080	\$0	\$0	\$0	#Num!
	Net Total for Student Physical Therapy	\$5,080	\$0	\$0	\$0	#Num!

Dept: 10-0000-900500 Department Name: Scholarship Round-Up Program

Nongovernmental Gifts

4809000	00 Non Governmental Gift Other	\$182	\$0	\$0	\$0	#Num!
	Sum of Nongovernmental Gifts	\$182	\$0	\$0	\$0	#Num!
	Net Total for Scholarship Round-Up Pr	\$182	\$0	\$0	\$0	#Num!

Dept: 10-0000-900520 Department Name: Johnsburg Oldtimers Club

Nongovernmental Gifts

4809000	00 Non Governmental Gift Other	\$3,000	\$0	\$0	\$0	#Num!
---------	--------------------------------	---------	-----	-----	-----	-------

Thru: 6/30/2023

<i>Object</i>	<i>Object Name</i>	<i>FY23 YTD</i>	<i>FY23 Budget</i>	<i>FY24 Budget</i>	<i>\$ Change</i>	<i>% Change</i>
	Sum of Nongovernmental Gifts	\$3,000	\$0	\$0	\$0	#Num!
	Net Total for Johnsburg Oldtimers Clu	\$3,000	\$0	\$0	\$0	#Num!

Dept: 10-0000-900535 Department Name: Woodstock CUSD #200

Nongovernmental Gifts

4809000	00 Non Governmental Gift Other	\$2,500	\$0	\$0	\$0	#Num!
	Sum of Nongovernmental Gifts	\$2,500	\$0	\$0	\$0	#Num!
	Net Total for Woodstock CUSD #200	\$2,500	\$0	\$0	\$0	#Num!

Dept: 10-0000-900542 Department Name: Trinity Evangelical Lutheran

Nongovernmental Gifts

4809000	00 Non Governmental Gift Other	\$343	\$0	\$0	\$0	#Num!
	Sum of Nongovernmental Gifts	\$343	\$0	\$0	\$0	#Num!
	Net Total for Trinity Evangelical Luthe	\$343	\$0	\$0	\$0	#Num!

Dept: 10-0000-900557 Department Name: Teamsters Local Union No. 731

Nongovernmental Gifts

4809000	00 Non Governmental Gift Other	\$1,875	\$0	\$0	\$0	#Num!
	Sum of Nongovernmental Gifts	\$1,875	\$0	\$0	\$0	#Num!
	Net Total for Teamsters Local Union N	\$1,875	\$0	\$0	\$0	#Num!

Dept: 10-0000-900573 Department Name: Palatine Firefighters

Nongovernmental Gifts

4809000	00 Non Governmental Gift Other	\$1,000	\$0	\$0	\$0	#Num!
	Sum of Nongovernmental Gifts	\$1,000	\$0	\$0	\$0	#Num!
	Net Total for Palatine Firefighters	\$1,000	\$0	\$0	\$0	#Num!

Dept: 10-0000-900575 Department Name: Woodstock North HS Athletic

Nongovernmental Gifts

4809000	00 Non Governmental Gift Other	\$1,500	\$0	\$0	\$0	#Num!
	Sum of Nongovernmental Gifts	\$1,500	\$0	\$0	\$0	#Num!
	Net Total for Woodstock North HS Ath	\$1,500	\$0	\$0	\$0	#Num!

Dept: 10-0000-900587 Department Name: Comm HS Dist 155 CL

Nongovernmental Gifts

4809000	00 Non Governmental Gift Other	\$500	\$0	\$0	\$0	#Num!
---------	--------------------------------	-------	-----	-----	-----	-------

Thru: 6/30/2023

<i>Object</i>	<i>Object Name</i>	<i>FY23 YTD</i>	<i>FY23 Budget</i>	<i>FY24 Budget</i>	<i>\$ Change</i>	<i>% Change</i>
	Sum of Nongovernmental Gifts	\$500	\$0	\$0	\$0	#Num!
	Net Total for Comm HS Dist 155 CL	\$500	\$0	\$0	\$0	#Num!

Dept: 10-0000-900591 Department Name: Fox Lake Round Lake Rotary Clb

Nongovernmental Gifts

4809000	00 Non Governmental Gift Other	\$1,038	\$0	\$0	\$0	#Num!
	Sum of Nongovernmental Gifts	\$1,038	\$0	\$0	\$0	#Num!
	Net Total for Fox Lake Round Lake Ro	\$1,038	\$0	\$0	\$0	#Num!

Dept: 10-0000-900597 Department Name: Rohrer

Nongovernmental Gifts

4809000	00 Non Governmental Gift Other	\$4,000	\$0	\$0	\$0	#Num!
	Sum of Nongovernmental Gifts	\$4,000	\$0	\$0	\$0	#Num!
	Net Total for Rohrer	\$4,000	\$0	\$0	\$0	#Num!

Dept: 10-0000-900599 Department Name: Intl Brotherhood Elect Workers

Nongovernmental Gifts

4809000	00 Non Governmental Gift Other	\$1,000	\$0	\$0	\$0	#Num!
	Sum of Nongovernmental Gifts	\$1,000	\$0	\$0	\$0	#Num!
	Net Total for Intl Brotherhood Elect W	\$1,000	\$0	\$0	\$0	#Num!

Dept: 10-0000-900602 Department Name: Arlington Heights Chapter 992

Nongovernmental Gifts

4809000	00 Non Governmental Gift Other	\$500	\$0	\$0	\$0	#Num!
	Sum of Nongovernmental Gifts	\$500	\$0	\$0	\$0	#Num!
	Net Total for Arlington Heights Chapte	\$500	\$0	\$0	\$0	#Num!

Dept: 10-0000-900610 Department Name: McHenryCommunity HS Activities

Nongovernmental Gifts

4809000	00 Non Governmental Gift Other	\$3,100	\$0	\$0	\$0	#Num!
	Sum of Nongovernmental Gifts	\$3,100	\$0	\$0	\$0	#Num!
	Net Total for McHenryCommunity HS	\$3,100	\$0	\$0	\$0	#Num!

Dept: 10-0000-900617 Department Name: Harvard Comm Unit SD #50

Nongovernmental Gifts

4809000	00 Non Governmental Gift Other	\$2,000	\$0	\$0	\$0	#Num!
---------	--------------------------------	---------	-----	-----	-----	-------

Thru: 6/30/2023

<i>Object</i>	<i>Object Name</i>	<i>FY23 YTD</i>	<i>FY23 Budget</i>	<i>FY24 Budget</i>	<i>\$ Change</i>	<i>% Change</i>
	Sum of Nongovernmental Gifts	\$2,000	\$0	\$0	\$0	#Num!
	Net Total for Harvard Comm Unit SD	\$2,000	\$0	\$0	\$0	#Num!

Dept: 10-0000-900618 Department Name: Grand Lodge of IL AF&AM

Nongovernmental Gifts

4809000	00 Non Governmental Gift Other	\$2,000	\$0	\$0	\$0	#Num!
	Sum of Nongovernmental Gifts	\$2,000	\$0	\$0	\$0	#Num!
	Net Total for Grand Lodge of IL AF&	\$2,000	\$0	\$0	\$0	#Num!

Dept: 10-0000-900619 Department Name: Associated Fire Fighters of IL

Nongovernmental Gifts

4809000	00 Non Governmental Gift Other	\$1,000	\$0	\$0	\$0	#Num!
	Sum of Nongovernmental Gifts	\$1,000	\$0	\$0	\$0	#Num!
	Net Total for Associated Fire Fighters	\$1,000	\$0	\$0	\$0	#Num!

Dept: 10-0000-900622 Department Name: Millard Family Scholarship

Nongovernmental Gifts

4809000	00 Non Governmental Gift Other	\$500	\$0	\$0	\$0	#Num!
	Sum of Nongovernmental Gifts	\$500	\$0	\$0	\$0	#Num!
	Net Total for Millard Family Scholarsh	\$500	\$0	\$0	\$0	#Num!

Dept: 10-0000-900623 Department Name: Cary Grove Lodge #1157

Nongovernmental Gifts

4809000	00 Non Governmental Gift Other	\$1,000	\$0	\$0	\$0	#Num!
	Sum of Nongovernmental Gifts	\$1,000	\$0	\$0	\$0	#Num!
	Net Total for Cary Grove Lodge #1157	\$1,000	\$0	\$0	\$0	#Num!

Dept: 10-0000-900624 Department Name: AARL Fnd Six Meter Clb Chicago

Nongovernmental Gifts

4809000	00 Non Governmental Gift Other	\$500	\$0	\$0	\$0	#Num!
	Sum of Nongovernmental Gifts	\$500	\$0	\$0	\$0	#Num!
	Net Total for AARL Fnd Six Meter Clb	\$500	\$0	\$0	\$0	#Num!

Dept: 10-0000-900625 Department Name: Korupp & Waelti Scholarship Fd

Nongovernmental Gifts

4809000	00 Non Governmental Gift Other	\$1,050	\$0	\$0	\$0	#Num!
---------	--------------------------------	---------	-----	-----	-----	-------

Thru: 6/30/2023

<i>Object</i>	<i>Object Name</i>	<i>FY23 YTD</i>	<i>FY23 Budget</i>	<i>FY24 Budget</i>	<i>\$ Change</i>	<i>% Change</i>
	Sum of Nongovernmental Gifts	\$1,050	\$0	\$0	\$0	#Num!
	Net Total for Korupp & Waelti Scholar	\$1,050	\$0	\$0	\$0	#Num!

Dept: 10-0000-900626 Department Name: Harvard Chptr#500 Woman Moose

Nongovernmental Gifts

4809000	00 Non Governmental Gift Other	\$500	\$0	\$0	\$0	#Num!
	Sum of Nongovernmental Gifts	\$500	\$0	\$0	\$0	#Num!
	Net Total for Harvard Chptr#500 Wo	\$500	\$0	\$0	\$0	#Num!

Dept: 10-0000-900627 Department Name: Rotary Intl LITH Rotary

Nongovernmental Gifts

4809000	00 Non Governmental Gift Other	\$1,000	\$0	\$0	\$0	#Num!
	Sum of Nongovernmental Gifts	\$1,000	\$0	\$0	\$0	#Num!
	Net Total for Rotary Intl LITH Rotary	\$1,000	\$0	\$0	\$0	#Num!

Dept: 10-0000-900628 Department Name: Distribution Contractors Assoc

Nongovernmental Gifts

4809000	00 Non Governmental Gift Other	\$6,666	\$0	\$0	\$0	#Num!
	Sum of Nongovernmental Gifts	\$6,666	\$0	\$0	\$0	#Num!
	Net Total for Distribution Contractors	\$6,666	\$0	\$0	\$0	#Num!

Dept: 10-0000-900629 Department Name: Ethans ShiningLight Foundation

Nongovernmental Gifts

4809000	00 Non Governmental Gift Other	\$250	\$0	\$0	\$0	#Num!
	Sum of Nongovernmental Gifts	\$250	\$0	\$0	\$0	#Num!
	Net Total for Ethans ShiningLight Fou	\$250	\$0	\$0	\$0	#Num!

Dept: 10-0000-900630 Department Name: Marengo-Union Chamber of Comm

Nongovernmental Gifts

4809000	00 Non Governmental Gift Other	\$500	\$0	\$0	\$0	#Num!
	Sum of Nongovernmental Gifts	\$500	\$0	\$0	\$0	#Num!
	Net Total for Marengo-Union Chambe	\$500	\$0	\$0	\$0	#Num!

Dept: 10-0000-900631 Department Name: Illinois Sheriffs' Association

Nongovernmental Gifts

4809000	00 Non Governmental Gift Other	\$500	\$0	\$0	\$0	#Num!
---------	--------------------------------	-------	-----	-----	-----	-------

Thru: 6/30/2023

<i>Object</i>	<i>Object Name</i>	<i>FY23 YTD</i>	<i>FY23 Budget</i>	<i>FY24 Budget</i>	<i>\$ Change</i>	<i>% Change</i>
	Sum of Nongovernmental Gifts	\$500	\$0	\$0	\$0	#Num!
	Net Total for Illinois Sheriffs' Associati	\$500	\$0	\$0	\$0	#Num!

Dept: 10-0000-900632 Department Name: NEIU Foundation

Nongovernmental Gifts

4809000	00 Non Governmental Gift Other	\$2,500	\$0	\$0	\$0	#Num!
	Sum of Nongovernmental Gifts	\$2,500	\$0	\$0	\$0	#Num!
	Net Total for NEIU Foundation	\$2,500	\$0	\$0	\$0	#Num!

Dept: 10-0000-900633 Department Name: Rust-Oleum

Nongovernmental Gifts

4809000	00 Non Governmental Gift Other	\$2,500	\$0	\$0	\$0	#Num!
	Sum of Nongovernmental Gifts	\$2,500	\$0	\$0	\$0	#Num!
	Net Total for Rust-Oleum	\$2,500	\$0	\$0	\$0	#Num!

Dept: 10-0000-900634 Department Name: Laborers Intl Union North Amer

Nongovernmental Gifts

4809000	00 Non Governmental Gift Other	\$1,000	\$0	\$0	\$0	#Num!
	Sum of Nongovernmental Gifts	\$1,000	\$0	\$0	\$0	#Num!
	Net Total for Laborers Intl Union Nort	\$1,000	\$0	\$0	\$0	#Num!

Dept: 10-0000-900635 Department Name: Marjorie M Bringe Trust

Nongovernmental Gifts

4809000	00 Non Governmental Gift Other	\$5,000	\$0	\$0	\$0	#Num!
	Sum of Nongovernmental Gifts	\$5,000	\$0	\$0	\$0	#Num!
	Net Total for Marjorie M Bringe Trust	\$5,000	\$0	\$0	\$0	#Num!

Dept: 10-0000-900636 Department Name: Loretta K Vogt Trust

Nongovernmental Gifts

4809000	00 Non Governmental Gift Other	\$1,100	\$0	\$0	\$0	#Num!
	Sum of Nongovernmental Gifts	\$1,100	\$0	\$0	\$0	#Num!
	Net Total for Loretta K Vogt Trust	\$1,100	\$0	\$0	\$0	#Num!

Dept: 10-0000-900637 Department Name: Thornton Alum Legacy-B Purden

Nongovernmental Gifts

4809000	00 Non Governmental Gift Other	\$500	\$0	\$0	\$0	#Num!
---------	--------------------------------	-------	-----	-----	-----	-------

Thru: 6/30/2023

<i>Object</i>	<i>Object Name</i>	<i>FY23 YTD</i>	<i>FY23 Budget</i>	<i>FY24 Budget</i>	<i>\$ Change</i>	<i>% Change</i>
	Sum of Nongovernmental Gifts	\$500	\$0	\$0	\$0	#Num!
	Net Total for Thornton Alum Legacy-B	\$500	\$0	\$0	\$0	#Num!

Dept: 10-0000-900638 Department Name: Harvard Diggins Library

Nongovernmental Gifts

4809000	00 Non Governmental Gift Other	\$1,000	\$0	\$0	\$0	#Num!
	Sum of Nongovernmental Gifts	\$1,000	\$0	\$0	\$0	#Num!
	Net Total for Harvard Diggins Library	\$1,000	\$0	\$0	\$0	#Num!

Dept: 10-0000-900639 Department Name: National Rifle Assoc America

Nongovernmental Gifts

4809000	00 Non Governmental Gift Other	\$3,000	\$0	\$0	\$0	#Num!
	Sum of Nongovernmental Gifts	\$3,000	\$0	\$0	\$0	#Num!
	Net Total for National Rifle Assoc Ame	\$3,000	\$0	\$0	\$0	#Num!

Dept: 10-0000-900640 Department Name: Marengo Auto Body

Nongovernmental Gifts

4809000	00 Non Governmental Gift Other	\$1,380	\$0	\$0	\$0	#Num!
	Sum of Nongovernmental Gifts	\$1,380	\$0	\$0	\$0	#Num!
	Net Total for Marengo Auto Body	\$1,380	\$0	\$0	\$0	#Num!

Dept: 10-0000-900641 Department Name: Hillstriders Running Club

Nongovernmental Gifts

4809000	00 Non Governmental Gift Other	\$500	\$0	\$0	\$0	#Num!
	Sum of Nongovernmental Gifts	\$500	\$0	\$0	\$0	#Num!
	Net Total for Hillstriders Running Clu	\$500	\$0	\$0	\$0	#Num!

Dept: 10-0000-900700 Department Name: Autism Awareness Club

Other Revenue

4909000	50 Other Misc Income	\$50	\$0	\$0	\$0	#Num!
	Sum of Other Revenue	\$50	\$0	\$0	\$0	#Num!
	Net Total for Autism Awareness Club	\$50	\$0	\$0	\$0	#Num!

Dept: 10-0000-900701 Department Name: Student Occ Therapy Asst Club

Other Revenue

4909000	50 Other Misc Income	\$1,562	\$0	\$0	\$0	#Num!
---------	----------------------	---------	-----	-----	-----	-------

Thru: 6/30/2023

<i>Object</i>	<i>Object Name</i>	<i>FY23 YTD</i>	<i>FY23 Budget</i>	<i>FY24 Budget</i>	<i>\$ Change</i>	<i>% Change</i>
	Sum of Other Revenue	\$1,562	\$0	\$0	\$0	#Num!
	Net Total for Student Occ Therapy Asst	\$1,562	\$0	\$0	\$0	#Num!

Dept: 10-0000-900702 Department Name: Paranormal Theories Club

Other Revenue

4909000	50 Other Misc Income	\$100	\$0	\$0	\$0	#Num!
	Sum of Other Revenue	\$100	\$0	\$0	\$0	#Num!
	Net Total for Paranormal Theories Clu	\$100	\$0	\$0	\$0	#Num!

Dept: 10-0000-900705 Department Name: Young Democratic Socialists Am

Other Revenue

4909000	50 Other Misc Income	\$887	\$0	\$0	\$0	#Num!
	Sum of Other Revenue	\$887	\$0	\$0	\$0	#Num!
	Net Total for Young Democratic Social	\$887	\$0	\$0	\$0	#Num!

Dept: 10-0000-900706 Department Name: Book Club

Other Revenue

4909000	50 Other Misc Income	\$100	\$0	\$0	\$0	#Num!
	Sum of Other Revenue	\$100	\$0	\$0	\$0	#Num!
	Net Total for Book Club	\$100	\$0	\$0	\$0	#Num!

Dept: 10-0000-900707 Department Name: Our Bodies/Our Selves

Other Revenue

4909000	50 Other Misc Income	\$100	\$0	\$0	\$0	#Num!
	Sum of Other Revenue	\$100	\$0	\$0	\$0	#Num!
	Net Total for Our Bodies/Our Selves	\$100	\$0	\$0	\$0	#Num!

Dept: 10-3090-900016 Department Name: Art Club

Scholarships, Student Activities, and Waivers

5909000	00 Other Expenditures	\$79	\$0	\$0	\$0	#Num!
	Sum of Scholarships, Student Activities,	\$79	\$0	\$0	\$0	#Num!
	Net Total for Art Club	\$79	\$0	\$0	\$0	#Num!

Dept: 10-3090-900021 Department Name: Student Life Fundraisers

Scholarships, Student Activities, and Waivers

5909000	00 Other Expenditures	\$0	\$0	\$0	\$0	#Num!
---------	-----------------------	-----	-----	-----	-----	-------

Thru: 6/30/2023

<i>Object</i>	<i>Object Name</i>	<i>FY23 YTD</i>	<i>FY23 Budget</i>	<i>FY24 Budget</i>	<i>\$ Change</i>	<i>% Change</i>
	Sum of Scholarships, Student Activities,	\$0	\$0	\$0	\$0	#Num!
	Net Total for Student Life Fundraisers	\$0	\$0	\$0	\$0	#Num!

Dept: 10-3090-900024 Department Name: Skyway Co-Cirricular Account

Scholarships, Student Activities, and Waivers

5909000	00 Other Expenditures	\$3,981	\$0	\$0	\$0	#Num!
	Sum of Scholarships, Student Activities,	\$3,981	\$0	\$0	\$0	#Num!
	Net Total for Skyway Co-Cirricular Ac	\$3,981	\$0	\$0	\$0	#Num!

Dept: 10-3090-900026 Department Name: AAWCC-Amer Assoc Women Com Clg

Scholarships, Student Activities, and Waivers

5909000	00 Other Expenditures	\$2,237	\$0	\$0	\$0	#Num!
	Sum of Scholarships, Student Activities,	\$2,237	\$0	\$0	\$0	#Num!
	Net Total for AAWCC-Amer Assoc Wo	\$2,237	\$0	\$0	\$0	#Num!

Dept: 10-3090-900030 Department Name: Black Student Union

Scholarships, Student Activities, and Waivers

5909000	00 Other Expenditures	\$137	\$0	\$0	\$0	#Num!
	Sum of Scholarships, Student Activities,	\$137	\$0	\$0	\$0	#Num!
	Net Total for Black Student Union	\$137	\$0	\$0	\$0	#Num!

Dept: 10-3090-900033 Department Name: Pride Club

Scholarships, Student Activities, and Waivers

5909000	00 Other Expenditures	\$2	\$0	\$0	\$0	#Num!
	Sum of Scholarships, Student Activities,	\$2	\$0	\$0	\$0	#Num!
	Net Total for Pride Club	\$2	\$0	\$0	\$0	#Num!

Dept: 10-3090-900036 Department Name: Environmental Action Club

Scholarships, Student Activities, and Waivers

5909000	00 Other Expenditures	\$284	\$0	\$0	\$0	#Num!
	Sum of Scholarships, Student Activities,	\$284	\$0	\$0	\$0	#Num!
	Net Total for Environmental Action Cl	\$284	\$0	\$0	\$0	#Num!

Dept: 10-3090-900037 Department Name: Video Game Club

Scholarships, Student Activities, and Waivers

5909000	00 Other Expenditures	\$187	\$0	\$0	\$0	#Num!
---------	-----------------------	-------	-----	-----	-----	-------

Thru: 6/30/2023

<i>Object</i>	<i>Object Name</i>	<i>FY23 YTD</i>	<i>FY23 Budget</i>	<i>FY24 Budget</i>	<i>\$ Change</i>	<i>% Change</i>
	Sum of Scholarships, Student Activities,	\$187	\$0	\$0	\$0	#Num!
	Net Total for Video Game Club	\$187	\$0	\$0	\$0	#Num!

Dept: 10-3090-900048 Department Name: Student Nursing Organization

Scholarships, Student Activities, and Waivers

5909000	00 Other Expenditures	\$1,277	\$0	\$0	\$0	#Num!
	Sum of Scholarships, Student Activities,	\$1,277	\$0	\$0	\$0	#Num!
	Net Total for Student Nursing Organiz	\$1,277	\$0	\$0	\$0	#Num!

Dept: 10-3090-900049 Department Name: Student Veteran Club

Scholarships, Student Activities, and Waivers

5909000	00 Other Expenditures	\$6,177	\$0	\$0	\$0	#Num!
	Sum of Scholarships, Student Activities,	\$6,177	\$0	\$0	\$0	#Num!
	Net Total for Student Veteran Club	\$6,177	\$0	\$0	\$0	#Num!

Dept: 10-3090-900189 Department Name: Womens Softball Fund

Scholarships, Student Activities, and Waivers

5909000	00 Other Expenditures	\$7,969	\$0	\$0	\$0	#Num!
	Sum of Scholarships, Student Activities,	\$7,969	\$0	\$0	\$0	#Num!
	Net Total for Womens Softball Fund	\$7,969	\$0	\$0	\$0	#Num!

Dept: 10-3090-900190 Department Name: Womens Basketball Fund

Scholarships, Student Activities, and Waivers

5909000	00 Other Expenditures	\$139	\$0	\$0	\$0	#Num!
	Sum of Scholarships, Student Activities,	\$139	\$0	\$0	\$0	#Num!
	Net Total for Womens Basketball Fund	\$139	\$0	\$0	\$0	#Num!

Dept: 10-3090-900191 Department Name: Womens Volleyball Fund

Scholarships, Student Activities, and Waivers

5909000	00 Other Expenditures	\$6,689	\$0	\$0	\$0	#Num!
	Sum of Scholarships, Student Activities,	\$6,689	\$0	\$0	\$0	#Num!
	Net Total for Womens Volleyball Fund	\$6,689	\$0	\$0	\$0	#Num!

Dept: 10-3090-900193 Department Name: Mens Basketball Fund

Scholarships, Student Activities, and Waivers

5909000	00 Other Expenditures	\$825	\$0	\$0	\$0	#Num!
---------	-----------------------	-------	-----	-----	-----	-------

Thru: 6/30/2023

<i>Object</i>	<i>Object Name</i>	<i>FY23 YTD</i>	<i>FY23 Budget</i>	<i>FY24 Budget</i>	<i>\$ Change</i>	<i>% Change</i>
	Sum of Scholarships, Student Activities,	\$825	\$0	\$0	\$0	#Num!
Net Total for Mens Basketball Fund		\$825	\$0	\$0	\$0	#Num!

Dept: 10-3090-900194 Department Name: Mens Baseball Fund

Scholarships, Student Activities, and Waivers

5909000	00 Other Expenditures	\$16,833	\$0	\$0	\$0	#Num!
	Sum of Scholarships, Student Activities,	\$16,833	\$0	\$0	\$0	#Num!
Net Total for Mens Baseball Fund		\$16,833	\$0	\$0	\$0	#Num!

Dept: 10-3090-900198 Department Name: Womens Tennis Fundraiser

Scholarships, Student Activities, and Waivers

5909000	00 Other Expenditures	\$370	\$0	\$0	\$0	#Num!
	Sum of Scholarships, Student Activities,	\$370	\$0	\$0	\$0	#Num!
Net Total for Womens Tennis Fundrais		\$370	\$0	\$0	\$0	#Num!

Dept: 10-3090-900199 Department Name: Clay Club

Scholarships, Student Activities, and Waivers

5909000	00 Other Expenditures	\$5,615	\$0	\$0	\$0	#Num!
	Sum of Scholarships, Student Activities,	\$5,615	\$0	\$0	\$0	#Num!
Net Total for Clay Club		\$5,615	\$0	\$0	\$0	#Num!

Dept: 10-3090-900200 Department Name: Volleyball Tournament

Scholarships, Student Activities, and Waivers

5909000	00 Other Expenditures	\$3,667	\$0	\$0	\$0	#Num!
	Sum of Scholarships, Student Activities,	\$3,667	\$0	\$0	\$0	#Num!
Net Total for Volleyball Tournament		\$3,667	\$0	\$0	\$0	#Num!

Dept: 10-3090-900202 Department Name: Student Ambassadors

Scholarships, Student Activities, and Waivers

5909000	00 Other Expenditures	\$100	\$0	\$0	\$0	#Num!
	Sum of Scholarships, Student Activities,	\$100	\$0	\$0	\$0	#Num!
Net Total for Student Ambassadors		\$100	\$0	\$0	\$0	#Num!

Dept: 10-3090-900210 Department Name: Auto Lab Parts

Scholarships, Student Activities, and Waivers

5909000	00 Other Expenditures	\$393	\$0	\$0	\$0	#Num!
---------	-----------------------	-------	-----	-----	-----	-------

Thru: 6/30/2023

<i>Object</i>	<i>Object Name</i>	<i>FY23 YTD</i>	<i>FY23 Budget</i>	<i>FY24 Budget</i>	<i>\$ Change</i>	<i>% Change</i>
	Sum of Scholarships, Student Activities,	\$393	\$0	\$0	\$0	#Num!
	Net Total for Auto Lab Parts	\$393	\$0	\$0	\$0	#Num!

Dept: 10-3090-900217 Department Name: Phi Theta Kappa-Dues

Scholarships, Student Activities, and Waivers

5909000 00	Other Expenditures	\$2,828	\$0	\$0	\$0	#Num!
	Sum of Scholarships, Student Activities,	\$2,828	\$0	\$0	\$0	#Num!
	Net Total for Phi Theta Kappa-Dues	\$2,828	\$0	\$0	\$0	#Num!

Dept: 10-3090-900237 Department Name: B.E.A.R. Ecology Club

Scholarships, Student Activities, and Waivers

5909000 00	Other Expenditures	\$100	\$0	\$0	\$0	#Num!
	Sum of Scholarships, Student Activities,	\$100	\$0	\$0	\$0	#Num!
	Net Total for B.E.A.R. Ecology Club	\$100	\$0	\$0	\$0	#Num!

Dept: 10-3090-900241 Department Name: Dance Team

Scholarships, Student Activities, and Waivers

5909000 00	Other Expenditures	\$286	\$0	\$0	\$0	#Num!
	Sum of Scholarships, Student Activities,	\$286	\$0	\$0	\$0	#Num!
	Net Total for Dance Team	\$286	\$0	\$0	\$0	#Num!

Dept: 10-3090-900242 Department Name: Harmony Committee

Scholarships, Student Activities, and Waivers

5909000 00	Other Expenditures	\$96	\$0	\$0	\$0	#Num!
	Sum of Scholarships, Student Activities,	\$96	\$0	\$0	\$0	#Num!
	Net Total for Harmony Committee	\$96	\$0	\$0	\$0	#Num!

Dept: 10-3090-900243 Department Name: Theatre Productions

Scholarships, Student Activities, and Waivers

5909000 00	Other Expenditures	\$9,000	\$0	\$0	\$0	#Num!
	Sum of Scholarships, Student Activities,	\$9,000	\$0	\$0	\$0	#Num!
	Net Total for Theatre Productions	\$9,000	\$0	\$0	\$0	#Num!

Dept: 10-3090-900245 Department Name: Latinos Unidos

Scholarships, Student Activities, and Waivers

5909000 00	Other Expenditures	\$967	\$0	\$0	\$0	#Num!
------------	--------------------	-------	-----	-----	-----	-------

Thru: 6/30/2023

<i>Object</i>	<i>Object Name</i>	<i>FY23 YTD</i>	<i>FY23 Budget</i>	<i>FY24 Budget</i>	<i>\$ Change</i>	<i>% Change</i>
	Sum of Scholarships, Student Activities,	\$967	\$0	\$0	\$0	#Num!
	Net Total for Latinos Unidos	\$967	\$0	\$0	\$0	#Num!

Dept: 10-3090-900367 Department Name: Generation End It Club

Scholarships, Student Activities, and Waivers

5909000	00 Other Expenditures	\$75	\$0	\$0	\$0	#Num!
	Sum of Scholarships, Student Activities,	\$75	\$0	\$0	\$0	#Num!
	Net Total for Generation End It Club	\$75	\$0	\$0	\$0	#Num!

Dept: 10-3090-900401 Department Name: Student Physical Therapy Club

Scholarships, Student Activities, and Waivers

5909000	00 Other Expenditures	\$4,200	\$0	\$0	\$0	#Num!
	Sum of Scholarships, Student Activities,	\$4,200	\$0	\$0	\$0	#Num!
	Net Total for Student Physical Therapy	\$4,200	\$0	\$0	\$0	#Num!

Dept: 10-3090-900700 Department Name: Autism Awareness Club

Scholarships, Student Activities, and Waivers

5909000	00 Other Expenditures	\$283	\$0	\$0	\$0	#Num!
	Sum of Scholarships, Student Activities,	\$283	\$0	\$0	\$0	#Num!
	Net Total for Autism Awareness Club	\$283	\$0	\$0	\$0	#Num!

Dept: 10-3090-900701 Department Name: Student Occ Therapy Asst Club

Scholarships, Student Activities, and Waivers

5909000	00 Other Expenditures	\$1,384	\$0	\$0	\$0	#Num!
	Sum of Scholarships, Student Activities,	\$1,384	\$0	\$0	\$0	#Num!
	Net Total for Student Occ Therapy Asst	\$1,384	\$0	\$0	\$0	#Num!

Dept: 10-3090-900705 Department Name: Young Democratic Socialists Am

Scholarships, Student Activities, and Waivers

5909000	00 Other Expenditures	\$640	\$0	\$0	\$0	#Num!
	Sum of Scholarships, Student Activities,	\$640	\$0	\$0	\$0	#Num!
	Net Total for Young Democratic Social	\$640	\$0	\$0	\$0	#Num!

Dept: 10-9010-900069 Department Name: D155 CL Central HS Assoc Schp

Scholarships, Student Activities, and Waivers

5902000	10 Scholarships	\$100	\$0	\$0	\$0	#Num!
---------	-----------------	-------	-----	-----	-----	-------

Thru: 6/30/2023

<i>Object</i>	<i>Object Name</i>	<i>FY23 YTD</i>	<i>FY23 Budget</i>	<i>FY24 Budget</i>	<i>\$ Change</i>	<i>% Change</i>
	Sum of Scholarships, Student Activities,	\$100	\$0	\$0	\$0	#Num!
	Net Total for D155 CL Central HS Ass	\$100	\$0	\$0	\$0	#Num!

Dept: 10-9010-900075 Department Name: United St Bowling Congress

Scholarships, Student Activities, and Waivers

5902000	10 Scholarships	\$391	\$0	\$0	\$0	#Num!
	Sum of Scholarships, Student Activities,	\$391	\$0	\$0	\$0	#Num!
	Net Total for United St Bowling Congr	\$391	\$0	\$0	\$0	#Num!

Dept: 10-9010-900080 Department Name: Woodstock Chamber of Commerce

Scholarships, Student Activities, and Waivers

5902000	10 Scholarships	\$867	\$0	\$0	\$0	#Num!
	Sum of Scholarships, Student Activities,	\$867	\$0	\$0	\$0	#Num!
	Net Total for Woodstock Chamber of C	\$867	\$0	\$0	\$0	#Num!

Dept: 10-9010-900097 Department Name: Lakemoor Dollars For Scholars

Scholarships, Student Activities, and Waivers

5902000	10 Scholarships	\$734	\$0	\$0	\$0	#Num!
	Sum of Scholarships, Student Activities,	\$734	\$0	\$0	\$0	#Num!
	Net Total for Lakemoor Dollars For Sc	\$734	\$0	\$0	\$0	#Num!

Dept: 10-9010-900137 Department Name: Scholarship America

Scholarships, Student Activities, and Waivers

5902000	10 Scholarships	\$1,923	\$0	\$0	\$0	#Num!
	Sum of Scholarships, Student Activities,	\$1,923	\$0	\$0	\$0	#Num!
	Net Total for Scholarship America	\$1,923	\$0	\$0	\$0	#Num!

Dept: 10-9010-900138 Department Name: Marengo Fireman Assoc.

Scholarships, Student Activities, and Waivers

5902000	10 Scholarships	\$500	\$0	\$0	\$0	#Num!
	Sum of Scholarships, Student Activities,	\$500	\$0	\$0	\$0	#Num!
	Net Total for Marengo Fireman Assoc.	\$500	\$0	\$0	\$0	#Num!

Dept: 10-9010-900150 Department Name: Americorp/Natl Service Award

Scholarships, Student Activities, and Waivers

5902000	10 Scholarships	\$567	\$0	\$0	\$0	#Num!
---------	-----------------	-------	-----	-----	-----	-------

Thru: 6/30/2023

<i>Object</i>	<i>Object Name</i>	<i>FY23 YTD</i>	<i>FY23 Budget</i>	<i>FY24 Budget</i>	<i>\$ Change</i>	<i>% Change</i>
	Sum of Scholarships, Student Activities,	\$567	\$0	\$0	\$0	#Num!
	Net Total for Americorp/Natl Service A	\$567	\$0	\$0	\$0	#Num!

Dept: 10-9010-900152 Department Name: Crystal Lk Service League Scho

Scholarships, Student Activities, and Waivers

5902000	10 Scholarships	\$1,000	\$0	\$0	\$0	#Num!
	Sum of Scholarships, Student Activities,	\$1,000	\$0	\$0	\$0	#Num!
	Net Total for Crystal Lk Service Leagu	\$1,000	\$0	\$0	\$0	#Num!

Dept: 10-9010-900164 Department Name: Union Lion Club Scholarship

Scholarships, Student Activities, and Waivers

5902000	10 Scholarships	\$1,000	\$0	\$0	\$0	#Num!
	Sum of Scholarships, Student Activities,	\$1,000	\$0	\$0	\$0	#Num!
	Net Total for Union Lion Club Scholar	\$1,000	\$0	\$0	\$0	#Num!

Dept: 10-9010-900248 Department Name: Oneida Nation-Oneida Wisconsin

Scholarships, Student Activities, and Waivers

5902000	10 Scholarships	\$18,576	\$0	\$0	\$0	#Num!
	Sum of Scholarships, Student Activities,	\$18,576	\$0	\$0	\$0	#Num!
	Net Total for Oneida Nation-Oneida W	\$18,576	\$0	\$0	\$0	#Num!

Dept: 10-9010-900259 Department Name: Rotary CL Dawnbreakers

Scholarships, Student Activities, and Waivers

5902000	10 Scholarships	\$100	\$0	\$0	\$0	#Num!
	Sum of Scholarships, Student Activities,	\$100	\$0	\$0	\$0	#Num!
	Net Total for Rotary CL Dawnbreakers	\$100	\$0	\$0	\$0	#Num!

Dept: 10-9010-900268 Department Name: Dist 158 School District

Scholarships, Student Activities, and Waivers

5902000	10 Scholarships	\$500	\$0	\$0	\$0	#Num!
	Sum of Scholarships, Student Activities,	\$500	\$0	\$0	\$0	#Num!
	Net Total for Dist 158 School District	\$500	\$0	\$0	\$0	#Num!

Dept: 10-9010-900331 Department Name: Veterans Book Fund

Scholarships, Student Activities, and Waivers

5902000	10 Scholarships	\$2,466	\$0	\$0	\$0	#Num!
---------	-----------------	---------	-----	-----	-----	-------

Thru: 6/30/2023

<i>Object</i>	<i>Object Name</i>	<i>FY23 YTD</i>	<i>FY23 Budget</i>	<i>FY24 Budget</i>	<i>\$ Change</i>	<i>% Change</i>
	Sum of Scholarships, Student Activities,	\$2,466	\$0	\$0	\$0	#Num!
Net Total for Veterans Book Fund		\$2,466	\$0	\$0	\$0	#Num!

Dept: 10-9010-900345 Department Name: McHenry Cty Community Found

Scholarships, Student Activities, and Waivers

5902000	10 Scholarships	\$4,531	\$0	\$0	\$0	#Num!
	Sum of Scholarships, Student Activities,	\$4,531	\$0	\$0	\$0	#Num!
Net Total for McHenry Cty Community		\$4,531	\$0	\$0	\$0	#Num!

Dept: 10-9010-900351 Department Name: Veterans Computer Fund

Scholarships, Student Activities, and Waivers

5902000	10 Scholarships	\$500	\$0	\$0	\$0	#Num!
	Sum of Scholarships, Student Activities,	\$500	\$0	\$0	\$0	#Num!
Net Total for Veterans Computer Fund		\$500	\$0	\$0	\$0	#Num!

Dept: 10-9010-900369 Department Name: Veteran Book Fund Stem Program

Scholarships, Student Activities, and Waivers

5902000	10 Scholarships	\$330	\$0	\$0	\$0	#Num!
	Sum of Scholarships, Student Activities,	\$330	\$0	\$0	\$0	#Num!
Net Total for Veteran Book Fund Stem		\$330	\$0	\$0	\$0	#Num!

Dept: 10-9010-900379 Department Name: Woodstock Rotary Foundation Pr

Scholarships, Student Activities, and Waivers

5902000	10 Scholarships	\$2,056	\$0	\$0	\$0	#Num!
	Sum of Scholarships, Student Activities,	\$2,056	\$0	\$0	\$0	#Num!
Net Total for Woodstock Rotary Found		\$2,056	\$0	\$0	\$0	#Num!

Dept: 10-9010-900514 Department Name: Cordeck Building Solutions

Scholarships, Student Activities, and Waivers

5902000	10 Scholarships	\$31	\$0	\$0	\$0	#Num!
	Sum of Scholarships, Student Activities,	\$31	\$0	\$0	\$0	#Num!
Net Total for Cordeck Building Solutio		\$31	\$0	\$0	\$0	#Num!

Dept: 10-9010-900520 Department Name: Johnsburg Oldtimers Club

Scholarships, Student Activities, and Waivers

5902000	10 Scholarships	\$2,809	\$0	\$0	\$0	#Num!
---------	-----------------	---------	-----	-----	-----	-------

Thru: 6/30/2023

<i>Object</i>	<i>Object Name</i>	<i>FY23 YTD</i>	<i>FY23 Budget</i>	<i>FY24 Budget</i>	<i>\$ Change</i>	<i>% Change</i>
	Sum of Scholarships, Student Activities,	\$2,809	\$0	\$0	\$0	#Num!
Net Total for Johnsbury Oldtimers Clu		\$2,809	\$0	\$0	\$0	#Num!

Dept: 10-9010-900535 Department Name: Woodstock CUSD #200

Scholarships, Student Activities, and Waivers

5902000	10 Scholarships	\$1,827	\$0	\$0	\$0	#Num!
	Sum of Scholarships, Student Activities,	\$1,827	\$0	\$0	\$0	#Num!
Net Total for Woodstock CUSD #200		\$1,827	\$0	\$0	\$0	#Num!

Dept: 10-9010-900536 Department Name: Superior Printing Inks

Scholarships, Student Activities, and Waivers

5902000	10 Scholarships	\$437	\$0	\$0	\$0	#Num!
	Sum of Scholarships, Student Activities,	\$437	\$0	\$0	\$0	#Num!
Net Total for Superior Printing Inks		\$437	\$0	\$0	\$0	#Num!

Dept: 10-9010-900542 Department Name: Trinity Evangelical Lutheran

Scholarships, Student Activities, and Waivers

5902000	10 Scholarships	\$343	\$0	\$0	\$0	#Num!
	Sum of Scholarships, Student Activities,	\$343	\$0	\$0	\$0	#Num!
Net Total for Trinity Evangelical Luthe		\$343	\$0	\$0	\$0	#Num!

Dept: 10-9010-900557 Department Name: Teamsters Local Union No. 731

Scholarships, Student Activities, and Waivers

5902000	10 Scholarships	\$1,875	\$0	\$0	\$0	#Num!
	Sum of Scholarships, Student Activities,	\$1,875	\$0	\$0	\$0	#Num!
Net Total for Teamsters Local Union N		\$1,875	\$0	\$0	\$0	#Num!

Dept: 10-9010-900573 Department Name: Palatine Firefighters

Scholarships, Student Activities, and Waivers

5902000	10 Scholarships	\$1,000	\$0	\$0	\$0	#Num!
	Sum of Scholarships, Student Activities,	\$1,000	\$0	\$0	\$0	#Num!
Net Total for Palatine Firefighters		\$1,000	\$0	\$0	\$0	#Num!

Dept: 10-9010-900575 Department Name: Woodstock North HS Athletic

Scholarships, Student Activities, and Waivers

5902000	10 Scholarships	\$1,500	\$0	\$0	\$0	#Num!
---------	-----------------	---------	-----	-----	-----	-------

Thru: 6/30/2023

<i>Object</i>	<i>Object Name</i>	<i>FY23 YTD</i>	<i>FY23 Budget</i>	<i>FY24 Budget</i>	<i>\$ Change</i>	<i>% Change</i>
	Sum of Scholarships, Student Activities,	\$1,500	\$0	\$0	\$0	#Num!
	Net Total for Woodstock North HS Ath	\$1,500	\$0	\$0	\$0	#Num!

Dept: 10-9010-900587 **Department Name: Comm HS Dist 155 CL**

Scholarships, Student Activities, and Waivers

5902000	10 Scholarships	\$500	\$0	\$0	\$0	#Num!
	Sum of Scholarships, Student Activities,	\$500	\$0	\$0	\$0	#Num!
	Net Total for Comm HS Dist 155 CL	\$500	\$0	\$0	\$0	#Num!

Dept: 10-9010-900589 **Department Name: Kane Cty Chiefs Police Geneva**

Scholarships, Student Activities, and Waivers

5902000	10 Scholarships	\$1,450	\$0	\$0	\$0	#Num!
	Sum of Scholarships, Student Activities,	\$1,450	\$0	\$0	\$0	#Num!
	Net Total for Kane Cty Chiefs Police G	\$1,450	\$0	\$0	\$0	#Num!

Dept: 10-9010-900591 **Department Name: Fox Lake Round Lake Rotary Clb**

Scholarships, Student Activities, and Waivers

5902000	10 Scholarships	\$1,038	\$0	\$0	\$0	#Num!
	Sum of Scholarships, Student Activities,	\$1,038	\$0	\$0	\$0	#Num!
	Net Total for Fox Lake Round Lake Ro	\$1,038	\$0	\$0	\$0	#Num!

Dept: 10-9010-900597 **Department Name: Rohrer**

Scholarships, Student Activities, and Waivers

5902000	10 Scholarships	\$4,000	\$0	\$0	\$0	#Num!
	Sum of Scholarships, Student Activities,	\$4,000	\$0	\$0	\$0	#Num!
	Net Total for Rohrer	\$4,000	\$0	\$0	\$0	#Num!

Dept: 10-9010-900599 **Department Name: Intl Brotherhood Elect Workers**

Scholarships, Student Activities, and Waivers

5902000	10 Scholarships	\$823	\$0	\$0	\$0	#Num!
	Sum of Scholarships, Student Activities,	\$823	\$0	\$0	\$0	#Num!
	Net Total for Intl Brotherhood Elect W	\$823	\$0	\$0	\$0	#Num!

Dept: 10-9010-900602 **Department Name: Arlington Heights Chapter 992**

Scholarships, Student Activities, and Waivers

5902000	10 Scholarships	\$945	\$0	\$0	\$0	#Num!
---------	-----------------	-------	-----	-----	-----	-------

Thru: 6/30/2023

<i>Object</i>	<i>Object Name</i>	<i>FY23 YTD</i>	<i>FY23 Budget</i>	<i>FY24 Budget</i>	<i>\$ Change</i>	<i>% Change</i>
	Sum of Scholarships, Student Activities,	\$945	\$0	\$0	\$0	#Num!
Net Total for Arlington Heights Chapte		\$945	\$0	\$0	\$0	#Num!

Dept: 10-9010-900609 Department Name: CommunityFnd Fox Valley Region

Scholarships, Student Activities, and Waivers

5902000	10 Scholarships	\$448	\$0	\$0	\$0	#Num!
	Sum of Scholarships, Student Activities,	\$448	\$0	\$0	\$0	#Num!
Net Total for CommunityFnd Fox Vall		\$448	\$0	\$0	\$0	#Num!

Dept: 10-9010-900610 Department Name: McHenryCommunity HS Activities

Scholarships, Student Activities, and Waivers

5902000	10 Scholarships	\$6,602	\$0	\$0	\$0	#Num!
	Sum of Scholarships, Student Activities,	\$6,602	\$0	\$0	\$0	#Num!
Net Total for McHenryCommunity HS		\$6,602	\$0	\$0	\$0	#Num!

Dept: 10-9010-900612 Department Name: New Directions Addiction Ed

Scholarships, Student Activities, and Waivers

5902000	10 Scholarships	\$1,500	\$0	\$0	\$0	#Num!
	Sum of Scholarships, Student Activities,	\$1,500	\$0	\$0	\$0	#Num!
Net Total for New Directions Addiction		\$1,500	\$0	\$0	\$0	#Num!

Dept: 10-9010-900615 Department Name: Auburn Education Association

Scholarships, Student Activities, and Waivers

5902000	10 Scholarships	\$0	\$0	\$0	\$0	#Num!
	Sum of Scholarships, Student Activities,	\$0	\$0	\$0	\$0	#Num!
Net Total for Auburn Education Associ		\$0	\$0	\$0	\$0	#Num!

Dept: 10-9010-900617 Department Name: Harvard Comm Unit SD #50

Scholarships, Student Activities, and Waivers

5902000	10 Scholarships	\$2,484	\$0	\$0	\$0	#Num!
	Sum of Scholarships, Student Activities,	\$2,484	\$0	\$0	\$0	#Num!
Net Total for Harvard Comm Unit SD		\$2,484	\$0	\$0	\$0	#Num!

Dept: 10-9010-900618 Department Name: Grand Lodge of IL AF&AM

Scholarships, Student Activities, and Waivers

5902000	10 Scholarships	\$2,000	\$0	\$0	\$0	#Num!
---------	-----------------	---------	-----	-----	-----	-------

Thru: 6/30/2023

<i>Object</i>	<i>Object Name</i>	<i>FY23 YTD</i>	<i>FY23 Budget</i>	<i>FY24 Budget</i>	<i>\$ Change</i>	<i>% Change</i>
	Sum of Scholarships, Student Activities,	\$2,000	\$0	\$0	\$0	#Num!
	Net Total for Grand Lodge of IL AF&	\$2,000	\$0	\$0	\$0	#Num!

Dept: 10-9010-900620 Department Name: Richard Baidas Scholarship

Scholarships, Student Activities, and Waivers

5902000	10 Scholarships	\$1,304	\$0	\$0	\$0	#Num!
	Sum of Scholarships, Student Activities,	\$1,304	\$0	\$0	\$0	#Num!
	Net Total for Richard Baidas Scholars	\$1,304	\$0	\$0	\$0	#Num!

Dept: 10-9010-900621 Department Name: Natl Assoc of Pipe Fabricators

Scholarships, Student Activities, and Waivers

5902000	10 Scholarships	\$1,000	\$0	\$0	\$0	#Num!
	Sum of Scholarships, Student Activities,	\$1,000	\$0	\$0	\$0	#Num!
	Net Total for Natl Assoc of Pipe Fabric	\$1,000	\$0	\$0	\$0	#Num!

Dept: 10-9010-900622 Department Name: Millard Family Scholarship

Scholarships, Student Activities, and Waivers

5902000	10 Scholarships	\$500	\$0	\$0	\$0	#Num!
	Sum of Scholarships, Student Activities,	\$500	\$0	\$0	\$0	#Num!
	Net Total for Millard Family Scholarsh	\$500	\$0	\$0	\$0	#Num!

Dept: 10-9010-900623 Department Name: Cary Grove Lodge #1157

Scholarships, Student Activities, and Waivers

5902000	10 Scholarships	\$1,000	\$0	\$0	\$0	#Num!
	Sum of Scholarships, Student Activities,	\$1,000	\$0	\$0	\$0	#Num!
	Net Total for Cary Grove Lodge #1157	\$1,000	\$0	\$0	\$0	#Num!

Dept: 10-9010-900625 Department Name: Korupp & Waelti Scholarship Fd

Scholarships, Student Activities, and Waivers

5902000	10 Scholarships	\$1,050	\$0	\$0	\$0	#Num!
	Sum of Scholarships, Student Activities,	\$1,050	\$0	\$0	\$0	#Num!
	Net Total for Korupp & Waelti Scholar	\$1,050	\$0	\$0	\$0	#Num!

Dept: 10-9010-900626 Department Name: Harvard Chpter#500 Woman Moose

Scholarships, Student Activities, and Waivers

5902000	10 Scholarships	\$500	\$0	\$0	\$0	#Num!
---------	-----------------	-------	-----	-----	-----	-------

Thru: 6/30/2023

<i>Object</i>	<i>Object Name</i>	<i>FY23 YTD</i>	<i>FY23 Budget</i>	<i>FY24 Budget</i>	<i>\$ Change</i>	<i>% Change</i>
	Sum of Scholarships, Student Activities,	\$500	\$0	\$0	\$0	#Num!
	Net Total for Harvard Chpter#500 Wo	\$500	\$0	\$0	\$0	#Num!

Dept: 10-9010-900627 Department Name: Rotary Intl LITH Rotary

Scholarships, Student Activities, and Waivers

5902000	10 Scholarships	\$1,000	\$0	\$0	\$0	#Num!
	Sum of Scholarships, Student Activities,	\$1,000	\$0	\$0	\$0	#Num!
	Net Total for Rotary Intl LITH Rotary	\$1,000	\$0	\$0	\$0	#Num!

Dept: 10-9010-900628 Department Name: Distribution Contractors Assoc

Scholarships, Student Activities, and Waivers

5902000	10 Scholarships	\$3,333	\$0	\$0	\$0	#Num!
	Sum of Scholarships, Student Activities,	\$3,333	\$0	\$0	\$0	#Num!
	Net Total for Distribution Contractors	\$3,333	\$0	\$0	\$0	#Num!

Dept: 10-9010-900629 Department Name: Ethans ShiningLight Foundation

Scholarships, Student Activities, and Waivers

5902000	10 Scholarships	\$250	\$0	\$0	\$0	#Num!
	Sum of Scholarships, Student Activities,	\$250	\$0	\$0	\$0	#Num!
	Net Total for Ethans ShiningLight Fou	\$250	\$0	\$0	\$0	#Num!

Dept: 10-9010-900630 Department Name: Marengo-Union Chamber of Comm

Scholarships, Student Activities, and Waivers

5902000	10 Scholarships	\$500	\$0	\$0	\$0	#Num!
	Sum of Scholarships, Student Activities,	\$500	\$0	\$0	\$0	#Num!
	Net Total for Marengo-Union Chambe	\$500	\$0	\$0	\$0	#Num!

Dept: 10-9010-900631 Department Name: Illinois Sheriffs' Association

Scholarships, Student Activities, and Waivers

5902000	10 Scholarships	\$500	\$0	\$0	\$0	#Num!
	Sum of Scholarships, Student Activities,	\$500	\$0	\$0	\$0	#Num!
	Net Total for Illinois Sheriffs' Associati	\$500	\$0	\$0	\$0	#Num!

Dept: 10-9010-900632 Department Name: NEIU Foundation

Scholarships, Student Activities, and Waivers

5902000	10 Scholarships	\$2,500	\$0	\$0	\$0	#Num!
---------	-----------------	---------	-----	-----	-----	-------

Thru: 6/30/2023

<i>Object</i>	<i>Object Name</i>	<i>FY23 YTD</i>	<i>FY23 Budget</i>	<i>FY24 Budget</i>	<i>\$ Change</i>	<i>% Change</i>
	Sum of Scholarships, Student Activities,	\$2,500	\$0	\$0	\$0	#Num!
Net Total for NEIU Foundation		\$2,500	\$0	\$0	\$0	#Num!

Dept: 10-9010-900633 Department Name: Rust-Oleum

Scholarships, Student Activities, and Waivers

5902000	10 Scholarships	\$2,500	\$0	\$0	\$0	#Num!
	Sum of Scholarships, Student Activities,	\$2,500	\$0	\$0	\$0	#Num!
Net Total for Rust-Oleum		\$2,500	\$0	\$0	\$0	#Num!

Dept: 10-9010-900634 Department Name: Laborers Intl Union North Amer

Scholarships, Student Activities, and Waivers

5902000	10 Scholarships	\$1,000	\$0	\$0	\$0	#Num!
	Sum of Scholarships, Student Activities,	\$1,000	\$0	\$0	\$0	#Num!
Net Total for Laborers Intl Union Nort		\$1,000	\$0	\$0	\$0	#Num!

Dept: 10-9010-900635 Department Name: Marjorie M Bringe Trust

Scholarships, Student Activities, and Waivers

5902000	10 Scholarships	\$1,532	\$0	\$0	\$0	#Num!
	Sum of Scholarships, Student Activities,	\$1,532	\$0	\$0	\$0	#Num!
Net Total for Marjorie M Bringe Trust		\$1,532	\$0	\$0	\$0	#Num!

Dept: 10-9010-900636 Department Name: Loretta K Vogt Trust

Scholarships, Student Activities, and Waivers

5902000	10 Scholarships	\$1,100	\$0	\$0	\$0	#Num!
	Sum of Scholarships, Student Activities,	\$1,100	\$0	\$0	\$0	#Num!
Net Total for Loretta K Vogt Trust		\$1,100	\$0	\$0	\$0	#Num!

Dept: 10-9010-900637 Department Name: Thornton Alum Legacy-B Purden

Scholarships, Student Activities, and Waivers

5902000	10 Scholarships	\$500	\$0	\$0	\$0	#Num!
	Sum of Scholarships, Student Activities,	\$500	\$0	\$0	\$0	#Num!
Net Total for Thornton Alum Legacy-B		\$500	\$0	\$0	\$0	#Num!

Dept: 10-9010-900639 Department Name: National Rifle Assoc America

Scholarships, Student Activities, and Waivers

5902000	10 Scholarships	\$3,000	\$0	\$0	\$0	#Num!
---------	-----------------	---------	-----	-----	-----	-------

Thru: 6/30/2023

<i>Object</i>	<i>Object Name</i>	<i>FY23 YTD</i>	<i>FY23 Budget</i>	<i>FY24 Budget</i>	<i>\$ Change</i>	<i>% Change</i>
	Sum of Scholarships, Student Activities,	\$3,000	\$0	\$0	\$0	#Num!
	Net Total for National Rifle Assoc Ame	\$3,000	\$0	\$0	\$0	#Num!
Dept: 10-9010-900640 Department Name: Marengo Auto Body						
Scholarships, Student Activities, and Waivers						
5902000	10 Scholarships	\$847	\$0	\$0	\$0	#Num!
	Sum of Scholarships, Student Activities,	\$847	\$0	\$0	\$0	#Num!
	Net Total for Marengo Auto Body	\$847	\$0	\$0	\$0	#Num!
Dept: 10-9010-900641 Department Name: Hillstriders Running Club						
Scholarships, Student Activities, and Waivers						
5902000	10 Scholarships	\$500	\$0	\$0	\$0	#Num!
	Sum of Scholarships, Student Activities,	\$500	\$0	\$0	\$0	#Num!
	Net Total for Hillstriders Running Clu	\$500	\$0	\$0	\$0	#Num!
Net Surplus/(Deficit) of Trust & Agency		\$13,186	\$0	\$0	\$0	N/A

Thru: 6/30/2023

<i>Object</i>	<i>Object Name</i>	<i>FY23 YTD</i>	<i>FY23 Budget</i>	<i>FY24 Budget</i>	<i>\$ Change</i>	<i>% Change</i>
Fund 11 Audit						
<i>Dept: 11-0000-000000 Department Name: General</i>						
Local Governmental Sources						
4101001	05 Real Estate Taxes	\$74,894	\$75,000	\$75,000	\$0	0.00%
Sum of Local Governmental Sources		\$74,894	\$75,000	\$75,000	\$0	0.00%
Net Total for General		\$74,894	\$75,000	\$75,000	\$0	0.00%
<i>Dept: 11-8020-501034 Department Name: Audit Services</i>						
Outsourced & Contractual Services						
5301000	00 Audit Services	\$78,606	\$82,000	\$85,000	\$3,000	3.66%
Sum of Outsourced & Contractual Servi		\$78,606	\$82,000	\$85,000	\$3,000	3.66%
Net Total for Audit Services		\$78,606	\$82,000	\$85,000	\$3,000	3.66%
Net Surplus/(Deficit) of Audit		(\$3,712)	(\$7,000)	(\$10,000)	(\$3,000)	42.86%

Thru: 6/30/2023

<i>Object</i>	<i>Object Name</i>	<i>FY23 YTD</i>	<i>FY23 Budget</i>	<i>FY24 Budget</i>	<i>\$ Change</i>	<i>% Change</i>
Fund 12 Liability, Protection & Settlement						
<i>Dept: 12-0000-000000 Department Name: General</i>						
Local Governmental Sources						
4101001	10 Real Estate Taxes-Tort	\$691,205	\$692,444	\$692,444	\$0	0.00%
4101001	15 Real Estate Taxes-Ss	\$9,995	\$10,000	\$10,000	\$0	0.00%
Sum of Local Governmental Sources		\$701,200	\$702,444	\$702,444	\$0	0.00%
Investment Revenue						
4709000	06 Change in Fair Value of Invest	\$21,838	\$6,916	\$5,101	(\$1,815)	-26.24%
4709000	07 Investment Transaction Fees	(\$1,710)	(\$591)	(\$305)	\$286	-48.39%
Sum of Investment Revenue		\$20,128	\$6,325	\$4,796	(\$1,529)	-24.17%
Net Total for General		\$721,328	\$708,769	\$707,240	(\$1,529)	-0.22%
<i>Dept: 12-8060-501038 Department Name: Insurance</i>						
Fringe Benefits						
5202000	00 Workers Compensation Insurance	\$183,290	\$182,028	\$182,028	\$0	0.00%
5204000	00 Unemployment Insurance	(\$3,383)	\$50,000	\$50,000	\$0	0.00%
5205000	00 Medicare	\$431,631	\$337,931	\$337,931	\$0	0.00%
5206000	00 FICA - Social Security	\$38,016	\$30,000	\$30,000	\$0	0.00%
Sum of Fringe Benefits		\$649,554	\$599,959	\$599,959	\$0	0.00%
Fixed Charges, Rental, Property Insurance, and Debt Retirement						
5609000	60 General Insurance	\$104,304	\$103,904	\$187,027	\$83,123	80.00%
Sum of Fixed Charges, Rental, Property		\$104,304	\$103,904	\$187,027	\$83,123	80.00%
Net Total for Insurance		\$753,858	\$703,863	\$786,986	\$83,123	11.81%
Net Surplus/(Deficit) of Liability, Protecti		(\$32,530)	\$4,906	(\$79,746)	(\$84,652)	-1725.48%

Thru: 6/30/2023

<i>Object</i>	<i>Object Name</i>	<i>FY23 YTD</i>	<i>FY23 Budget</i>	<i>FY24 Budget</i>	<i>\$ Change</i>	<i>% Change</i>
---------------	--------------------	-----------------	--------------------	--------------------	------------------	-----------------

Fund 17 OPEB Liability

Dept: 17-0000-000000 Department Name: General

Other Revenue

4909000	95 CIP Pass Through Revenue	(\$3,950,752)	\$1,500,000	\$1,500,000	\$0	0.00%
Sum of Other Revenue		(\$3,950,752)	\$1,500,000	\$1,500,000	\$0	0.00%
Net Total for General		(\$3,950,752)	\$1,500,000	\$1,500,000	\$0	0.00%

Dept: 17-1010-000000 Department Name: General

Fringe Benefits

5209000	56 College Insurance Program Exp	(\$2,139,727)	\$90,297	\$90,297	\$0	0.00%
5299900	95 State Allocated CIP	(\$2,139,727)	\$90,297	\$90,297	\$0	0.00%
Sum of Fringe Benefits		(\$4,279,454)	\$180,594	\$180,594	\$0	0.00%
Net Total for General		(\$4,279,454)	\$180,594	\$180,594	\$0	0.00%

Dept: 17-2010-000000 Department Name: General

Fringe Benefits

5209000	56 College Insurance Program Exp	(\$284,059)	\$74,013	\$74,013	\$0	0.00%
5299900	95 State Allocated CIP	(\$284,059)	\$74,013	\$74,013	\$0	0.00%
Sum of Fringe Benefits		(\$568,118)	\$148,026	\$148,026	\$0	0.00%
Net Total for General		(\$568,118)	\$148,026	\$148,026	\$0	0.00%

Dept: 17-3010-000000 Department Name: General

Fringe Benefits

5209000	56 College Insurance Program Exp	(\$399,026)	\$315,673	\$315,673	\$0	0.00%
5299900	95 State Allocated CIP	(\$399,026)	\$315,673	\$315,673	\$0	0.00%
Sum of Fringe Benefits		(\$798,052)	\$631,346	\$631,346	\$0	0.00%
Net Total for General		(\$798,052)	\$631,346	\$631,346	\$0	0.00%

Dept: 17-4010-000000 Department Name: General

Fringe Benefits

5209000	56 College Insurance Program Exp	(\$103,905)	\$776,361	\$776,361	\$0	0.00%
5299900	95 State Allocated CIP	(\$103,905)	\$776,361	\$776,361	\$0	0.00%
Sum of Fringe Benefits		(\$207,810)	\$1,552,722	\$1,552,722	\$0	0.00%
Net Total for General		(\$207,810)	\$1,552,722	\$1,552,722	\$0	0.00%

Thru: 6/30/2023

<i>Object</i>	<i>Object Name</i>	<i>FY23 YTD</i>	<i>FY23 Budget</i>	<i>FY24 Budget</i>	<i>\$ Change</i>	<i>% Change</i>
Dept: 17-6010-000000		Department Name: General				
Fringe Benefits						
5209000	56 College Insurance Program Exp	(\$190,031)	\$30,170	\$30,170	\$0	0.00%
5299900	95 State Allocated CIP	(\$190,031)	\$30,170	\$30,170	\$0	0.00%
Sum of Fringe Benefits		(\$380,062)	\$60,340	\$60,340	\$0	0.00%
Net Total for General		(\$380,062)	\$60,340	\$60,340	\$0	0.00%
Dept: 17-7010-000000		Department Name: General				
Fringe Benefits						
5209000	56 College Insurance Program Exp	(\$76,645)	\$60,534	\$60,534	\$0	0.00%
5299900	95 State Allocated CIP	(\$76,645)	\$60,534	\$60,534	\$0	0.00%
Sum of Fringe Benefits		(\$153,289)	\$121,068	\$121,068	\$0	0.00%
Net Total for General		(\$153,289)	\$121,068	\$121,068	\$0	0.00%
Dept: 17-8010-000000		Department Name: General				
Fringe Benefits						
5209000	56 College Insurance Program Exp	(\$743,532)	\$3,642	\$3,642	\$0	0.00%
5299900	95 State Allocated CIP	(\$743,532)	\$3,642	\$3,642	\$0	0.00%
Sum of Fringe Benefits		(\$1,487,063)	\$7,284	\$7,284	\$0	0.00%
Net Total for General		(\$1,487,063)	\$7,284	\$7,284	\$0	0.00%
Dept: 17-9010-000000		Department Name: General				
Fringe Benefits						
5209000	56 College Insurance Program Exp	(\$13,828)	\$149,309	\$149,309	\$0	0.00%
5299900	95 State Allocated CIP	(\$13,828)	\$149,309	\$149,309	\$0	0.00%
Sum of Fringe Benefits		(\$27,655)	\$298,618	\$298,618	\$0	0.00%
Net Total for General		(\$27,655)	\$298,618	\$298,618	\$0	0.00%
Net Surplus/(Deficit) of OPEB Liability		\$3,950,752	(\$1,499,998)	(\$1,499,998)	\$0	0.00%

Thru: 6/30/2023

<i>Object</i>	<i>Object Name</i>	<i>FY23 YTD</i>	<i>FY23 Budget</i>	<i>FY24 Budget</i>	<i>\$ Change</i>	<i>% Change</i>
	Net Education Fund Surplus/(Deficit)	\$7,998,600	(\$9,443,284)	(\$7,675,658)	\$1,767,625	-18.7%

This page left blank intentionally

FY 2024

Budget Changes

Tentative to Final

This page left blank intentionally

Changes From Tentative Budget

Fund Name

FY	Dept Code Full GL Code	Dept Name Object Name	Tentative	Final	Change
Education					
2024	01-0000-000000	General			
	01-0000-000000-4103500-00	CPPRT	(\$651,451.00)	(\$487,908.00)	\$163,543.00
	01-0000-000000-4201001-00	Base Operating Grants	(\$3,737,175.00)	(\$4,263,462.00)	(\$526,287.00)
	01-0000-000000-4201002-00	Equalization Grant	(\$50,000.00)	(\$4,590,622.00)	(\$4,540,622.00)
		Net Change to General	(\$4,438,626.00)	(\$9,341,992.00)	(\$4,903,366.00)
2024	01-1010-904183	Lieb Director Endowed			
	01-1010-904183-5201001-00	Employer GTL Medical Visio	\$0.00	\$25,000.00	\$25,000.00
	01-1010-904183-5309000-20	Other Contractual Services	\$0.00	\$15,000.00	\$15,000.00
	01-1010-904183-5401001-00	Office Supplies	\$0.00	\$1,500.00	\$1,500.00
	01-1010-904183-5409000-00	Other Materials & Supplies	\$0.00	\$70,000.00	\$70,000.00
	01-1010-904183-5502000-10	Out of District Travel	\$0.00	\$500.00	\$500.00
	01-1010-904183-5509000-15	Other Conf & Mtg Exp	\$0.00	\$30,000.00	\$30,000.00
		Net Change to Lieb Director Endowed	\$0.00	\$142,000.00	\$142,000.00
2024	01-1030-102044	College & Career Readiness			
	01-1030-102044-5103002-15	PT Stipends Fall Sprg Sum	\$60,450.00	\$98,247.00	\$37,797.00
		Net Change to College & Career Readines	\$60,450.00	\$98,247.00	\$37,797.00
2024	01-8060-501016	General Institutional Exp			
	01-8060-501016-5209000-55	Surs .5% Employer Contribu	\$0.00	\$78,450.00	\$78,450.00
		Net Change to General Institutional Exp	\$0.00	\$78,450.00	\$78,450.00

Fund Name

FY	Dept Code	Dept Name			
	Full GL Code	Object Name	Tentative	Final	Change

Operations and Maintenance

2024	02-0000-000000	General			
	02-0000-000000-4103500-00	CPPRT	(\$390,870.00)	(\$292,744.00)	\$98,126.00
	02-0000-000000-4201001-00	Base Operating Grants	(\$934,293.00)	(\$1,197,436.00)	(\$263,143.00)
		Net Change to General	(\$1,325,163.00)	(\$1,490,180.00)	(\$165,017.00)

Fund Name					
FY	Dept Code	Dept Name			
	Full GL Code	Object Name	Tentative	Final	Change
Restricted Purposes					
2024	06-0000-901016	Federal Basic Adult Ed			
	06-0000-901016-4301000-15	Federal Basic Adult Educati	(\$281,709.00)	(\$272,026.00)	\$9,683.00
		Net Change to Federal Basic Adult Ed	(\$281,709.00)	(\$272,026.00)	\$9,683.00
2024	06-0000-902014	State Basic Adult Ed			
	06-0000-902014-4201019-00	Adult Education - State Basi	(\$289,135.00)	(\$391,224.00)	(\$102,089.00)
		Net Change to State Basic Adult Ed	(\$289,135.00)	(\$391,224.00)	(\$102,089.00)
2024	06-0000-904183	Lieb Director Endowed			
	06-0000-904183-4809000-00	Non Governmental Gift Othe	\$0.00	(\$100,000.00)	(\$100,000.00)
		Net Change to Lieb Director Endowed	\$0.00	(\$100,000.00)	(\$100,000.00)
2024	06-1010-904183	Lieb Director Endowed			
	06-1010-904183-5101001-00	FT Administrative Staff	\$0.00	\$100,000.00	\$100,000.00
		Net Change to Lieb Director Endowed	\$0.00	\$100,000.00	\$100,000.00
2024	06-1060-901016	Federal Basic Adult Ed			
	06-1060-901016-5309000-20	Other Contractual Services	\$49,479.00	\$39,796.00	(\$9,683.00)
		Net Change to Federal Basic Adult Ed	\$49,479.00	\$39,796.00	(\$9,683.00)
2024	06-1060-902014	State Basic Adult Ed			
	06-1060-902014-5309000-20	Other Contractual Services	\$0.00	\$102,089.00	\$102,089.00
		Net Change to State Basic Adult Ed	\$0.00	\$102,089.00	\$102,089.00

Fund Name						
FY	Dept Code	Dept Name		Tentative	Final	Change
Full GL Code		Object Name				
Grand Total All Funds				(\$6,224,704.00)	(\$11,034,840.00)	(\$4,810,136.00)

Glossary

This page left blank intentionally

**McHENRY COUNTY COLLEGE
COMMUNITY COLLEGE DISTRICT NUMBER 528**

GLOSSARY OF TERMS

ACADEMIC SUPPORT. (See FUNCTION).

ACADEMIC TERM. An academic term is any period of time in which course work is offered by the institution and for which students seek enrollment. The term may include a regular session or a special session. The College uses the semester system, which consists of the summer, fall, and spring semesters.

ACCOUNT NUMBER. An account number is a defined code for recording and summarizing financial transactions.

ACCOUNTING PERIOD. The accounting period is a period at the end of which and for which financial statements are prepared.

ACCRUAL BASIS. Accrual basis accounting is an accounting system that records revenues when earned and expenditures when a fund liability is created, regardless of the accounting period in which cash payment is actually made. An encumbrance system may be used in conjunction with an accrual basis accounting system.

ACCRUED EXPENDITURES. Accrued expenditures are those expenditures which have been incurred and have not been paid as of a given date.

ACCRUED INTEREST. Accrued interest is interest earned between interest dates but not yet paid.

ACCRUED LIABILITIES. Accrued liabilities are those amounts owed but not yet paid as of a given date.

ACCRUED REVENUE. Accrued revenue is revenue earned and not yet collected regardless of whether due or not.

APPROPRIATION. An appropriation is an authorization that enables the College to make expenditures and incur obligations for a specific purpose.

ASSESSED VALUATION. The assessed valuation is the value on each unit of property for which a prescribed amount must be paid as property taxes.

ASSETS. The entire property owned by the College.

AUDIT. An audit is an examination of the financial records of the College to obtain reasonable assurance that the financial statements prepared by the College are free of material misstatement. An audit includes examining, on a test basis, evidence supporting the amounts and disclosures in the financial statements. It further includes an assessment of the accounting principles and procedures used and of the significant financial estimates made by management.

AUDIT FUND. (See FUND).

AUXILIARY ENTERPRISES FUND. (See FUND).

BALANCED BUDGET. The budget is balanced if revenues equal expenditures.

BOND. A bond is a written promise to pay a specific sum of money, called the face value or principal amount, at a specified date or dates in the future, called the maturity date, and with periodic interest payments at a rate specified in the bond. A bond is generally issued for a specific purpose or project, such as construction of a new facility.

BOND AND INTEREST FUND. (See FUND).

BONDED DEBT. Bonded debt is the part of the College debt which is covered by outstanding bonds.

BUDGET. The budget is a controlled plan to be used in implementing the philosophy and the objectives of the College. Its development should involve maximum participation, and therefore, the aims and objectives of the College should be reflected at each level. The budget is a legal document once it has been approved by the Board.

BUILDINGS. Facilities permanently affixed to the land, including their associated heating and air conditioning systems, electrical and sound systems, plumbing and sewer systems, elevators, and other fixed equipment.

CAPITAL OUTLAY. (See OBJECT).

CASH. Cash is money or its equivalent, usually ready money. Money in hand, either in currency, coin, or other legal tender, or in bank bills or checks paid and received, deposits and NOW accounts, bank notes or sight drafts, bank's certificates of deposits, municipal orders, warrants, or scrip.

CHART OF ACCOUNTS. A chart of accounts is a list of all accounts generally used in an accounting system. In addition to account title, the chart includes an account number which has been assigned to each account. Accounts in the chart are arranged with accounts of a similar nature; for example, assets and liabilities.

CONFERENCE AND MEETING. (See OBJECT).

CONTINGENCY. (See OBJECT).

CONTINGENT LIABILITIES. Liabilities which are not now fixed and absolute but which will become so in case of the occurrence of some future and uncertain event.

CONTRACTUAL SERVICES. (See OBJECT).

CORPORATE PERSONAL PROPERTY REPLACEMENT TAX. The corporate personal property replacement tax is collected by the Illinois Department of Revenue as a replacement for the personal property tax.

COST BENEFIT. Cost benefit analyses are those studies which provide the means for comparing the resources to be allocated to a specific program with the results likely to be obtained from it, or analyses which provide the means for comparing the results likely to be obtained from the allocation of certain resources toward the achievement of alternate or competing objectives.

COST EFFECTIVENESS. Cost effectiveness refers to the extent to which resources allocated to a specific objective under each of several alternatives actually contribute to accomplishing that objective.

COURSE. A course is the official educational unit within the instructional programs dealing with a particular subject consisting of instructional periods and one or more delivery systems. Courses are generally classified by the discipline they belong to and the level of instruction.

COURSE CREDIT. Course credit is the number of credits that will be earned by the student for successful completion of a course.

CREDIT HOUR GRANT. Credit hour grants are received for courses for each credit hour or equivalent for students who were certified as being in attendance at midterm of the semester during the fiscal year. There are no special restrictions on the use of these funds.

CURRENT ASSETS. Current assets are cash or anything that can be readily converted into cash.

CURRENT EXPENDITURES. Current expenditures are any expenditure except for capital outlay and debt service. They include total charges incurred, whether paid or unpaid.

CURRENT LIABILITIES. Current liabilities are debts which are payable within a short period of time, usually no longer than one year.

DEBT SERVICE. Debt service includes expenditures for the retirement of debt and expenditures for interest on debt, except principal and interest on current loans, which are loans payable in the same fiscal year in which the money was borrowed.

DEBT SERVICE FUND. The Debt Service Fund is used to account for the accumulation of resources for and the payment of general long term debt principal, interest, and related costs. The Bond and Interest Fund is the Debt Service Fund of the College.

DEFERRED CHARGES. Deferred charges include expenditures which are not chargeable to the fiscal year in which they are made, but are carried over on the asset side of the balance sheet pending amortization or other disposition. Deferred charges differ from prepaid expenditures in that they usually extend over a long period of time and may or may not be regularly recurring costs of operation.

DEFERRED REVENUES. Deferred revenues are those monies or entitlements which have been recognized as revenues but have not been received and are therefore not available for use.

DEFICIT. A deficit is a shortfall of revenues and transfers in under expenditures and transfers out.

DIRECT COSTS. Direct costs are those elements of cost which can be easily, obviously, and conveniently identified with specific programs or activities, as distinguished from those costs incurred for several different activities or programs and whose elements are not readily identified with specific activities.

DISBURSEMENTS. Disbursements are the actual payments of cash by the College.

DOUBLE ENTRY ACCOUNTING. Double entry accounting is an accounting system that requires for every entry made to the debit side of an account or accounts there must be an equal entry to the credit side of an account or accounts.

EDUCATION FUND. (See FUND).

EMPLOYEE BENEFITS. (See OBJECT).

ENCUMBRANCES. Encumbrances are anticipated or actual liabilities provided for by appropriation which is recognized when a contract, purchase order, or salary commitment is made. It reduces the appropriation to avoid expenditure of funds needed to pay anticipated liabilities or expenditures.

EQUALIZATION GRANT. The equalization grant attempts to reduce the disparity in local funds available per student among districts. Equalized assessed valuations, full time equivalent students, corporate personal property replacement tax revenue, fixed costs, and the district's program mix are considered in the equalization calculations.

EXPENDITURES. Expenditures are the total charges incurred by the College regardless of the time of payment.

FEDERAL GOVERNMENT SOURCES. Federal government sources is that revenue provided directly from the Federal government. Expenditures made with this revenue should be identifiable as federally supported expenditures.

FINANCIAL STATEMENT. A financial statement is a formal summary of accounting records setting forth the District's financial condition and results of operations.

FISCAL YEAR. The fiscal year is the year by or for which accounts are reckoned or the year between one annual time of settlement or balancing of accounts and another. It consists of a period of twelve months, not necessarily concurrent with the calendar year, with reference to which appropriations are made and expenditures are authorized and at the end of which accounts are made up and the books are closed. The College's fiscal year is the period from July 1 to June 30 of the following calendar year.

FIXED ASSETS. Fixed assets are those assets essential to continuance of proper operation of the College. They include land, buildings, machinery, furniture, and other equipment which the College intends to hold or continue to use over a long period of time.

FIXED CHARGES. (See OBJECT).

FULL-TIME EQUIVALENT. The full-time equivalent indicator for students is the statistical student unit calculated by dividing all credit hours (both certificate and degree) generated by the College, by fifteen credit hours for any given academic term. To determine the annual full-time equivalent student, the total credit hours for the year are divided by thirty. The full-time equivalent for faculty is thirty instructional hour equivalents per year. The full-time equivalent for classified staff is forty hours of work per week.

FUNCTION. A level in the classification structure hierarchy representing the collection of function elements serving a common set of objectives that reflect the major institutional missions and related support objectives.

ACADEMIC SUPPORT. Academic support includes activities designed to provide support services for the institution's primary missions of instruction, public service and research. Academic support includes the operation of the library, educational media services, instructional materials center, and academic computing used in the learning process. It also includes expenditures for all equipment, materials, supplies, and costs that are necessary to support this function.

INDEPENDENT OPERATIONS. Independent operations provides for the operation of the cafeteria, bookstore, student organizations, athletics, and other related activities. It also includes all equipment, materials, supplies, and costs that are necessary to support this function.

INSTITUTIONAL SUPPORT. Institutional support consists of those costs that benefit the entire college and are not readily assignable to a particular cost center. Administrative data processing, business office, personnel services, insurance costs, legal fees, provision for contingencies, and nonoperating expenditures, are examples of items included in this area.

INSTRUCTION. Instruction consists of those activities dealing with the teaching of students. It includes the activities of faculty in the baccalaureate-oriented/transfer, occupational-technical career, general studies, and remedial ABE/ASE programs (associate degree credit and certificate credit). It includes expenditures for department chairpersons, administrators, and support staff for whom instruction is an important role. It also includes all equipment, materials, supplies, and costs that are necessary to support the instructional program.

OPERATIONS AND MAINTENANCE. Operations consists of housekeeping activities necessary in order to keep the physical facilities open and ready for use. Maintenance consists of those activities necessary to keep the grounds, buildings, and equipment operating efficiently. This function also provides for campus security and plant utilities, as well as equipment, materials, supplies, fire protection, property insurance, and other costs that are necessary to support this function.

ORGANIZED RESEARCH. Organized research includes any separately budgeted research projects, other than institutional research projects that are included under institutional support, whether supported by the College or by an outside person or agency. It also includes all equipment, materials, supplies, and costs that are necessary to support this function.

PUBLIC SERVICE. Public service consists of noncredit classes and other activities of an educational nature, such as workshops, seminars, forums, exhibits, and the provision of college facilities and expertise to the community designed to be of service to the public.

SCHOLARSHIPS, STUDENT GRANTS, AND WAIVERS. This category includes activities in the form of grants to students, prizes and awards, chargebacks, and aid to students in the form of state-mandated and institutional tuition and fee waivers. Employees/family tuition waivers are not included in this category.

STUDENT SERVICES. The student services function provides assistance in the areas of financial aid, admissions and records, health, placement, testing, counseling, and student activities. It includes all equipment, materials, supplies, and costs that are necessary to support this function.

FUND. A fund is a separate accounting entity with a self-balancing set of accounts that comprise its assets, liabilities, fund equity, revenues, and expenditures or expenses, as appropriate. College resources are allocated to and accounted for in individual funds

based upon the purposes for which they are to be spent and the means by which spending activities are controlled. An account group, on the other hand, is a financial reporting device designed to provide accountability for certain assets and liabilities that are not recorded in the funds because they do not directly affect net expendable available resources. Following are the funds and account groups used by the College.

AUDIT FUND (a Special Revenue Fund). The Audit Fund is used for recording the payment of auditing expenditures.

AUXILIARY ENTERPRISES FUND (a Special Revenue Fund). The Auxiliary Enterprises Fund accounts for college services where a fee is charged to students and/or staff. Each enterprise/service should be accounted for separately using a group of self-balancing accounts within the fund.

BOND AND INTEREST FUND (a Debt Service Fund). The Bond and Interest Fund is used to account for payment of principal, interest, and related charges on any outstanding bonds.

BUILDING BOND PROCEEDS FUND (a Capital Projects Fund). Proceeds from construction bonds may be recorded in this fund. Expenditures from this fund are governed by the District's building bond indenture (s).

EDUCATION FUND (a General Fund). The Education Fund is used to account for the revenues and expenditures of the academic and service programs of the College. It includes the cost of instructional, administrative, and professional salaries; supplies and equipment; library books and materials; maintenance of instructional and administrative equipment; and other costs relating to the educational program of the College.

LIABILITY, PROTECTION AND SETTLEMENT FUND (a Special Revenue Fund). The Liability, Protection and Settlement Fund is used for the payment of tort liability, unemployment insurance, and worker's compensation.

OPERATIONS AND MAINTENANCE FUND (a General Fund). The Operations and Maintenance Fund is used to account for expenditures for the improvement, maintenance, repair, or benefit of buildings and property, including the cost of interior decorating and the installation, improvement, repair, replacement, and maintenance of building fixtures; rental of buildings and property for community college purposes; payment of all premiums for insurance upon building and building fixtures; all costs of fuel, lights, gas, water, telephone service, custodial supplies, and equipment; and professional surveys of the condition of College buildings.

OPERATIONS AND MAINTENANCE (RESTRICTED) FUND (a Capital Projects Fund). The Operations and Maintenance (Restricted) Fund is used to account for monies restricted for building purposes and site acquisition.

OTHER POST EMPLOYMENT BENEFIT FUND (a Special Liability Fund). The Other Post Employment Benefit Fund is used to account for the liability relating to post employment benefit obligations.

RESTRICTED PURPOSES FUND (a Special Revenue Fund). The Restricted Purposes Fund is used for the purpose of accounting for monies that have restrictions regarding their use. Each specific project should be accounted for separately using a complete set of self-balancing accounts within the fund.

SOCIAL SECURITY AND MEDICARE FUND (a Special Revenue Fund). The Social Security and Medicare Fund is used for the cost of participation in the federal Medicare program for those employees hired on or after March 1, 1986.

STUDENT GRANT AND LOAN FUND (a Special Revenue Fund). The Student Grant and Loan Fund is used to account for Federal monies that are limited to grants and loans to students. Included within this fund are Pell, Supplemental Education Opportunity Grant, College Work Study, and National Direct Student Loan.

WORKING CASH FUND (a Permanent Trust Fund). The Working Cash Fund is used to enable the College to have on hand at all time sufficient cash to meet the demands of ordinary and necessary expenditures.

FUND BALANCE. The excess of assets of a fund over its' liabilities and reserves. During the fiscal year prior to closing, it represents the excess of the fund's assets and estimated revenues for the period over its liabilities, reserves, and appropriations for the period.

FUND EQUITY. The fund equity is the balance of a fund after all liabilities have been deducted from the assets of the fund.

GENERAL FUND. The General Fund, (also referred to as the Operating Funds), which consists of the Education Fund and the Operations and Maintenance Fund, are the general operating funds of the College. These are used to account for all financial resources except those required to be accounted for in another fund.

GENERAL OBLIGATION REFUNDING BONDS. Bonds issued to retire bonds already outstanding. The refunding bond may be sold for cash and outstanding bonds redeemed in cash, or the refunding bond may be exchanged with holders of outstanding bonds.

INDEPENDENT OPERATIONS. (See FUNCTION).

INDIRECT COSTS. Indirect costs are those elements of cost necessary in the provision of a service which are of such nature that they cannot be readily or accurately identified with the specific service.

INSTITUTIONAL SUPPORT. (See FUNCTION).

INSTRUCTION. (See FUNCTION).

INTERFUND TRANSFERS. Interfund transfers are the transfer of monies between funds. Monies may not be transferred between funds except by the same procedure as that used to approve the budget, including public notification, publication, inspection, and comment. Interfund transfers are usually part of the overall budget plan and are built into the budget at the time of its approval by the Board of Trustees.

INTERNAL CONTROL. The purpose of internal control is to safeguard the use of public funds and to protect the public trust on behalf of the College. Internal controls are those activities and organizational preparations designed to insure effective accounting control over assets, liabilities, revenues, expenditures, and any other activities associated with the finance and accounting actions of the College. Some of the precautions instituted by internal control are insuring that no single individual can perform a complete cycle of financial operations and that procedures of the finance and accounting system are specified and monitored. Internal control also requires designated levels of authorization for all actions under the system.

INVESTMENTS. Investments are securities or other properties in which money is held, either temporarily or permanently, in expectation of obtaining revenues. Legal investments for community college funds are governed by state statute, which allow funds belonging to or in the custody of the College to be invested. Bonds, treasury bills, certificates of deposit, and short-term discount obligations issued by the Federal National Mortgage Association are some of the types of investments which are permitted by law.

LIABILITY. Obligations incurred by the College when deed passes that must be liquidated, renewed, or refunded at a future date.

LIABILITY, PROTECTION AND SETTLEMENT FUND. (See FUND).

MATERIALS AND SUPPLIES. (See OBJECT).

MODIFIED ACCRUAL BASIS OF ACCOUNTING. Modified accrual basis accounting is any accounting system that records revenue when susceptible to accrual, that is, it is both measurable and available. Available means collectible within the current period or soon enough thereafter to be used to pay the liabilities of the current period. Expenditures other than interest on long-term debt generally are recognized when the related fund liability is incurred.

NET CURRENT ASSETS. Net current assets is the difference between current assets and current liabilities. This is also known as working capital.

NET EXPENDITURE. A net expenditure is the actual cost incurred by the College for some service or object after the deduction of any discounts, rebates, reimbursements, or revenue produced by the service or activity.

NET REVENUE. Net revenue is defined as the balance remaining after deducting from the gross revenue for a given period all expenditures during the same period.

OBJECT. The term object applies to expenditure classifications and designates materials or services purchased. Expenditures are grouped by major objects, such as salaries, supplies, or capital outlay, and are further divided as needed for cost accounting and control purposes.

CAPITAL OUTLAY. The capital outlay object group includes site acquisition and improvement, office equipment, instructional equipment, and service equipment. Generally expenditures in this category cost more than \$5,000, have an useful life of greater than 1 year and would not normally be purchased form materials and supplies. Furniture, computers and related equipment, and laboratory equipment would be typical examples of items included in this category.

CONFERENCE AND MEETING. The category of conference and meeting includes expenditures associated with conference registration and fees, costs for hosting or attending meetings, and related travel costs, whether local or otherwise.

CONTINGENCY. Contingency funds are those appropriations set aside for emergencies or unforeseen expenditures. Contingency funds are used only by budget transfers.

CONTRACTUAL SERVICES. Contractual service costs are those monies paid for services rendered by firms and individuals under contract who are not employees of the College.

EMPLOYEE BENEFITS. Employee benefit costs are for all benefits which employees accrue through continued employment with the College. Benefits include health insurance coverage (except that portion paid by the employee), sabbatical leave salaries, tuition reimbursement, life insurance, early retirement contributions assignable to the College, and others.

FIXED CHARGES. The fixed charges object category includes charges for rentals of facilities and equipment, payment of debt interest and principal, general insurance charges, installment payments for lease/purchase agreements, and property/casualty insurance.

MATERIALS AND SUPPLIES. The materials and supplies category includes the cost of materials and supplies necessary for the conduct of the College's business. Business forms, envelopes, postage costs, printing costs, and handouts to students typically fall into this category.

OTHER EXPENDITURES. The other expenditures object category includes expenditures not readily assignable to another object category. Examples include tuition chargebacks, other chargebacks, and charges and adjustments.

SALARIES. Salaries are monies paid to employees of the College for personal services rendered to the College. Full-time, part-time, and temporary employees, whether administrators, faculty, or staff, are paid wages or salaries within this category.

UTILITIES. Utilities include all utilities costs necessary to operate the physical plant and other ongoing services, including gas, water, sewage, telephone, and refuse disposal.

OPERATIONS AND MAINTENANCE. (See FUNCTION).

OPERATIONS AND MAINTENANCE FUND. (See FUND).

OPERATIONS AND MAINTENANCE (RESTRICTED) FUND. (See FUND).

ORGANIZED RESEARCH. (See FUNCTION).

OTHER EXPENDITURES. (See OBJECT).

PARETO CHART. A Pareto Chart is a special type of bar chart where the values being plotted are arranged in descending order.

PERFORMANCE BUDGET. A budget that is structured to allow for expenditure analysis based upon measurable performance of predetermined objectives established by each activity.

PREPAID EXPENDITURES. Expenditures entered in the accounts for benefits not yet received. Prepaid expenditures differ from deferred charges in that they are spread over a shorter period of time than deferred charges and are regularly recurring costs of operation.

PUBLIC SERVICE. (See FUNCTION).

RECEIPT. The actual receipt of cash.

REIMBURSABLE CREDIT HOUR. A certified instructional credit hour used as a basis for disbursing Illinois Community College Board funds.

RESTRICTED PURPOSES FUND. (See FUND).

REVENUES. Additions to assets which do not increase any liability, do not represent the recovery of an expenditure, do not represent the cancellation of certain liabilities without a corresponding increase in other liabilities or a decrease in assets.

SALARIES. (See OBJECT).

SCHOLARSHIPS, STUDENT GRANTS, AND WAIVERS. (See FUNCTION).

SOCIAL SECURITY AND MEDICARE FUND. (See FUND).

SPECIAL REVENUE FUNDS. Special Revenue Funds are used to account for the proceeds of specific revenue sources (other than expendable trusts or major capital projects) that are legally restricted to expenditures for specified purposes. The Special Revenue Funds include the Auxiliary Enterprises Fund; Restricted Purposes Fund; Student Grant and Loan Fund; Audit Fund; Liability, Protection and Settlement Fund; and the Social Security and Medicare Fund. (See FUND).

STUDENT FULL TIME EQUIVALENT. The statistical student unit calculated by dividing all credit hours (both certificate and degree) generated at the college by 15 semesters hours for any term. To determine the annual FTE students, divide all semester hours for that year by 30 semester hours.

STUDENT GRANT AND LOAN FUND. (See FUND).

STUDENT SERVICES. (See FUNCTION).

UTILITIES. (See OBJECT).

WORKFORCE DEVELOPMENT GRANT. The state economic development grant provides funding to be used to operate a Business Assistance Center or an economic development office. Activities include assistance in commercial or industrial expansion and/or retention and employment training services for unemployed or under employed adults to improve their job skills and assist them in seeking employment.

WORKING CASH FUND. (See FUND).

**McHENRY COUNTY COLLEGE
COMMUNITY COLLEGE DISTRICT NUMBER 528**

ACRONYMS

AA	Affirmative Action
ABE	Adult Basic Education
AICPA	American Institute of Certified Public Accountants
AQIP	Academic Quality Improvement Program
ASE	Adult Secondary Education
CFDA	Catalog of Federal Domestic Assistance
CTE	Career and Technical Education
DCEO	Department of Commerce and Economic Opportunity
ESL	English as a Second Language
FASB	Financial Accounting Standards Board
FTE	Full Time Equivalent
GAAP	Generally Accepted Accounting Principles
GASB	Governmental Accounting Standards Board
GED	General Educational Development
GFOA	Government Finance Officers Association
IBHE	Illinois Board of Higher Education
ICCB	Illinois Community College Board
ISBE	Illinois State Board of Education
MCC	McHenry County College
NACUBO	National Association of College and University Business Officers
WIA	Workforce Investment Act

This page left blank intentionally

Signature Pages

This page left blank intentionally

CERTIFICATION OF BUDGET / APPROPRIATION

IN ACCORDANCE WITH CHAPTER 35 SECTION 200/18-50
OF THE ILLINOIS COMPILED STATUTES*

The undersigned, being the Chief Financial Officer of McHenry County College District 528, do hereby certify that attached hereto is a True and Correct copy of the Budget/Appropriation of said District for its 2023- 2024 fiscal year, adopted on September 28, 2023.

I further certify that the Estimate of Revenues, by source, anticipated to be received by said Taxing District, set forth in said document or attached hereto separately, is a true statement of said estimate.

<i>Revenue Source</i>	<i>Description</i>	<i>Budget</i>
Local Government	Local Taxes	\$28,697,502
Local Government	Payment in Lieu of Taxes	\$780,652
State Government	Base Operating Grants	\$5,460,898
State Government	ICCB Equalization Grant	\$4,590,622
State Government	State Grants	\$126,614
State Government	Adult Education - State Basic Grant	\$391,224
State Government	Adult Education - Performance Grants	\$123,485
State Government	Other State Grant	\$98,736
State Government	Illinois State Board of Education	\$350,000
State Government	Other State Sources	\$24,660,755
Federal Government	Dept. Of Education - Direct Grants	\$5,840,436
Federal Government	Dept. Of Education - Other Sources	\$2,808,746
Student Tuition and Fees	Resident	\$12,055,372
Student Tuition and Fees	Out-of-District	\$180,003
Student Tuition and Fees	Out-of-State	\$39,222
Student Tuition and Fees	International	\$17,022
Student Tuition and Fees	Student Fees	\$2,886,297
Student Tuition and Fees	Application Fees	\$30,000
Student Tuition and Fees	Other Student Tuition and Fees	\$799,175
Sales and Service Fees	Food/Cafeteria	\$656,000
Sales and Service Fees	Bookstore	\$826,750
Sales and Service Fees	Public Service/Community Education/Customized Train	\$1,467,462
Sales and Service Fees	Other Sales and Service	\$540,500
Facilities Revenue	Facility/Misc Rentals	\$43,966
Investment Revenue	Investment Revenue	\$460,368
Non Governmental Gifts	Non Governmental Gifts	\$4,918,000
Other Sources	Other Revenues	\$36,114,198
Transfers	Transfers Out	(\$2,110,717)
Transfers	Transfers In	\$2,110,717

Revenue Source	Description	Budget
Summary Revenue Total:		\$134,964,005

Chief Financial Officer: _____

Robert Tenuta C.P.A.

Date: 9/28/2023

**35 ILCS 200/18-50: The governing authority of each taxing district shall file with the County clerk within 30 days of their adoption a certified copy of its appropriation and budget ordinances or resolutions, as well as an estimate, certified by its chief fiscal officer, of revenues, by source, anticipated to be received by the taxing district in the following fiscal year. If the governing authority fails to file the required documents, the county clerk shall have the authority, after giving timely notice of the failure to the taxing district, to refuse to extend the tax levy until the documents are so filed. (Source: P.A. 86-233; 86-953; 86-957; 86-1475; 87-17; 87-477; 87-895; 88-455.)*

SUMMARY OF FISCAL YEAR 2024 BUDGET BY FUND

	Beginning Balance	Budgeted Revenues	Budgeted Expenditures	Budgeted Transfers from (to) Other Funds	Budgeted Ending Balance
General					
Education Fund	25,563,199	77,113,133	71,570,971	-850,000	30,255,361
Operations and Maintenance Fund	5,786,438	5,556,383	5,438,409	0	5,904,412
Special Revenue					
Restricted Purposes Fund	-14,295	14,752,031	14,752,031	0	-14,295
Audit Fund	48,973	75,000	85,000	0	38,973
Liability, Protection, and Settlement Fund	602,799	707,240	786,986	0	523,053
Public Building Commission Operations and Maintenance Fund	0	0	0	0	0
Debt Service					
Bond and Interest Fund	443,504	738,579	626,200	0	555,883
Public Building Commission Rental Fund	0	0	0	0	0
Capital Projects					
Operations and Maintenance (Restricted) Fund	8,706,101	30,296,035	41,608,335	1,560,717	-1,045,482
Building Bond Proceeds Fund	0	0	0	0	0
Proprietary Fund					
Auxiliary Enterprises Fund	119,077	4,180,644	4,771,733	550,000	77,988
OPEB Liability					
OPEB Liability Fund	-23,568,093	1,500,000	2,999,998	0	-25,068,091

The Official Budget which is accurately summarized in this document was approved by the Board of Trustees on

9/28/2023
Date

ATTEST:

Hale Norton
Secretary, Board of Trustees

This page left blank intentionally

MISSION

Our focus is learning.
Student success is our goal.

www.mchenry.edu

Follow us on social media:
www.mchenry.edu/social