

**BOARD OF TRUSTEES
McHENRY COUNTY COLLEGE DISTRICT #528**

Thursday, June 30, 2022
Regular Board Meeting
6:00pm

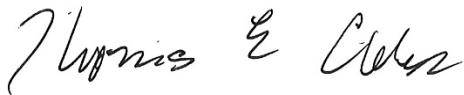


MCC Board Room, A217
8900 U.S. Highway 14
Crystal Lake, IL 60012

AGENDA

1. CALL TO ORDER
2. ROLL CALL
3. PLEDGE OF ALLEGIANCE
4. COLLEGE MISSION STATEMENT
5. ACCEPTANCE OF AGENDA
6. [ACCEPTANCE OF MINUTES: Regular Board of Trustees Meeting May 26, 2022](#)
7. OPEN FOR RECOGNITION OF VISITORS
Three (3) minutes per person or less.
8. PRESIDENT'S REPORT: Dr. Clinton Gabbard
9. PRESENTATION-Early Childhood Education: Dr. Dawn Katz
10. COMMUNICATIONS
 - A. Faculty Report: Ms. Sarah Sullivan
 - B. Adjunct Faculty Report: Dr. Mark Rockwell
 - C. Staff Council Report: Ms. Tawnja Trimble
 - D. [Student Trustee Report: Mr. Chase Filkins](#)
 - E. Attorney Report
11. APPROVAL OF CONSENT AGENDA
For Approval
 - A. Executive Summary and Financial Statements
 1. [Executive Summary, Board Report #22-77](#)
 2. [Treasurer's Report, Board Report #22-78](#)
 3. [Ratification for Accounts Payable Check Register, Board Report #22-79](#)
 - B. Request to Approve/Implement/Lease/Purchase/Renew/Replace/Upgrade
 1. [Revised Academic Calendar for 2022-2023, Board Report, Board Report #22-80](#)
 2. [Ferrilli Colleague Support Services Renewal, Board Report #22-81](#)
 3. [Ferrilli Database Administration Services, Board Report #22-82](#)
 4. [Microsoft Enterprise Agreement Renewal, Board Report #22-83](#)
 5. [VMware Licensing and Support Contracts Renewal, Board Report #22-84](#)
 6. [NeoEd Talent Management Software, Board Report #22-85](#)
 7. [Outdoor Advertising, Board Report #22-86](#)
 8. [MCC Duplication Center Services for FY 2023, Board Report #22-87](#)
 - C. Personnel
 1. [Authorization for Personnel Appointment, Board Report #22-88](#)
 2. [Salary Adjustment, Board Report #22-89](#)
12. ACTION ON ITEMS REMOVED FROM CONSENT AGENDA

13. APPROVAL OF FISCAL YEAR 2023 TENTATIVE BUDGET, Board Report #22-90
14. FISCAL YEAR 2024 RESOURCE ALLOCATION MANAGEMENT PROGRAM (RAMP), Board Report #22-91
15. AUTHORIZATION OF FY 2022 NON-MANDATORY TRANSFERS OF FUNDS, Board Report #22-92
16. ADMINISTRATIVE COMPENSATION ADJUSTMENT FOR FY 2023, Board Report #22-93
17. COMPENSATION ADJUSTMENT FOR CONTINGENT EMPLOYEES FOR ACADEMIC YEAR 2022 – 2023, Board Report #22-94
18. FOR INFORMATION
 - A. New Employees
 - B. Employee Resignations and Retirement Notifications
 - C. Friends of McHenry County College Foundation Update
 - D. Grants Office Update
 - E. Office of Marketing and Public Relations Update
 - F. Sustainability Center Update
 - G. Workforce Development Update
19. FUTURE AGENDA ITEMS/SUMMARY COMMENTS BY BOARD MEMBERS
20. CLOSED SESSION
 - A. 120/2(c), Exception #21, Review of Closed Session Minutes
 - B. Other matters as pertain to the exceptions of the Open Meetings Act
21. ACCEPTANCE OF CLOSED SESSION MINUTES: Regular Board Meeting of February 24, 2022.



Thomas E. Allen
Chair

**BOARD OF TRUSTEES
McHENRY COUNTY COLLEGE DISTRICT #528**

Thursday, May 26, 2022
Regular Board Meeting



MCC Board Room-A217
8900 U.S. Highway 14
Crystal Lake, IL 60012

MINUTES

1. CALL TO ORDER

Chair Allen called the meeting to order at 6:00 p.m.

2. ROLL CALL

Chair Allen asked Secretary Morton to take a roll call.

Trustees Present

Suzanne Hoban
Elizabeth Speros
Molly Walsh
Diane Evertsen
Dale Morton
Tom Allen
Chase Filkins
Carlos Arévalo

Also Present

Dr. Clinton Gabbard- College President
Emily Bothfeld– Legal Counsel

3. PLEDGE OF ALLEGIANCE

Chair Allen led the Pledge of Allegiance.

4. COLLEGE MISSION STATEMENT

Student Trustee Filkins recited the College Mission Statement.

5. ACCEPTANCE OF AGENDA

The agenda was accepted as presented.

6. ACCEPTANCE OF MINUTES

Motion: Move that the Board of Trustees approve the minutes from Final Meeting of the Retiring Board, April 28, 2022, Organizational Meeting, April 28, 2022 and First Meeting of the Newly Organized Board, April 28, 2022. Trustee Hoban motioned, seconded by Trustee Arévalo. Motion approved.

7. OPEN FOR RECOGNITION OF VISITORS / PUBLIC COMMENTS

There were no visitors nor public comments for the Board.

8. PRESIDENT'S REPORT: DR. CLINTON GABBARD

MCC Store Update

Dr. Gabbard gave an update on MCC Store. He noted that in July 2020, the MCC Store completed a dynamic renovation to its existing footprint. However, due to ongoing COVID-19 restrictions, it was unable to physically open at that time. So, during the 2020-2021 academic year, the MCC Store functioned primarily as an online store, where both students and other customers placed orders for their books or merchandise through the online store, then picked up their orders from a counter at the

store entrance. As a result, the store's sales were \$786,694.02 for the year, while expenses were \$986,347.08, resulting in a \$199,952.06 deficit.

In August 2021, the MCC Store celebrated its official grand re-opening, the first time that students, employees, and other customers were able to physically enter the store to purchase books and merchandise. Several events in August and September targeted key customer segments to visit the store and explore new, limited edition merchandise.

Through April of this current fiscal year, the MCC Store is now trending more positively than we have seen in several years. With fiscal sales in the first 10 months of the year at \$825,719.05, the MCC Store have already surpassed the entire prior fiscal year with two additional months still to go. These additional months of May and June are projected to be strong sales months. Expenses are running steady with the prior fiscal year, with the exception of Freight & Shipping expenses, which have doubled due to surcharges from the delivery companies.

MCC Upward Bound Program Receives Grant for Additional Five Years

Upward Bound provides opportunities for participants to succeed in their precollege performance and ultimately in their higher education pursuits. Serving high school students from low-income families and high school students from families in which neither parent holds a bachelor's degree, Upward Bound's goal is to increase the rate at which participants complete secondary education and enroll in and graduate from institutions of postsecondary education.

For the past five years, MCC's Upward Bound program has been working directly with students at Harvard High School in Harvard Community Unit School District (CUSD) 50. This program has provided these students various learning and enrichment opportunities, both during the school year and in the summer, including: tutoring; workshops on key topics like study skills, college planning and financial aid; check-in meetings to monitor progress; academic instruction; and other immersive college experiences. We have received notification this week that MCC has been selected to receive continued grant funding under the Upward Bound Program. This grant from the Department of Education will be in the amount of \$297,023.00 for the first budget period (September 2022-August 2023), with an anticipated duration of five years. Congratulations to MCC's Upward Bound team and our strong partners from CUSD 50 on the amazing progress thus far. We are excited to be continuing this very important work into the coming five years.

Upcoming Events

Dr. Gabbard gave an overview of upcoming events of the College.

9. COMMUNICATIONS

A. Student Trustee Report: Mr. Chase Filkins

Student Trustee Sanchez gave a recap of the student activities that were in her report submitted to the Board of Trustees.

B. Attorney Report: Ms. Emily Bothfeld

Ms. Bothfeld informed the Board that a higher education and consumer advocacy groups just filed a new lawsuit against the U.S. Department of Education on behalf of student loan borrowers who attended a now-shuttered Illinois higher ed institution, alleging that the Department failed to properly forgive the borrowers' student loans.

10. APPROVAL OF CONSENT AGENDA

Motion: Move that the Board of Trustees approve the consent agenda as presented. Trustee Hoban motioned; Trustee Walsh seconded. Motion approved.

For Approval

A. Executive Summary and Financial Statements

1. Executive Summary, Board Report #22-64
2. Treasurer's Report, Board Report #22-65
3. Ratification for Accounts Payable Check Register, Board Report #22-66

B. Request to Approve/Implement/Lease/Purchase/Renew/Replace/Upgrade

1. Emergency Medical Technician (EMT) Program, Board Report #22-67
2. Contingent Emergency Medical Services Trainer Compensation Structure, Board Report #22-68
3. CampusWorks, Inc. Support and Services Agreement, Board Report #22-69
4. Augusoft Lumens Integrated Professional (iPRO) and Lumens Contract Training - Premium Module Licenses, Board Report #22-70
5. Alcove Insights Reporting Services and Support Renewal, Board Report #22-71
6. Sophos Managed Threat Response, Board Report #22-72
7. Board of Trustees Travel Request, Board Report #22-73

C. Personnel

1. Appointment of Replacement, Vice President of Academic Affairs and Workforce Development, Board Report #22-74
2. Salary Adjustment, Board Report #22-75

11. ACTION ON ITEMS REMOVED FROM CONSENT AGENDA

No items were removed from consent agenda.

12. REQUEST TO GRANT HONORARY LEGACY STATUS TO VICKI BRENNAN, Board Report #22-76

Motion: Move that the Board of Trustees approve the request to grant honorary legacy status to Vicki Brennan. Trustee Evertsen motioned; Trustee Hoban seconded. Motion approved.

13. FOR INFORMATION REPORT

Chair Allen commented that a lot of good information reports were included in the Board packet and went over all the reports titles.

14. FUTURE AGENDA ITEMS/SUMMARY COMMENTS BY BOARD MEMBERS

Trustee Arévalo appreciated all the information provided by staff in the Board packet.

Trustee Evertsen went to the greenhouse sale and really enjoyed it. She appreciated that people selling the plants were very knowledgeable which made the experience great.

Trustee Hoban enjoyed the Workforce Development update. Loved the integration within the community and the businesses. She is excited to join the CAL movie event on April 12, 2022 Harvest of Loneliness: The Bracero Program.

Trustee Speros asked when slides on budget will be sent to trustees. Dr. Gabbard confirmed that they will be sent a week prior to meeting.

Trustee Walsh thanked Ms. Skinder for her work on COVID-19 response and wished her luck in her new position.

Chair Allen attended the Healthcare Forum and they did a great job. He also wished Ms. Skinder the best in her new position and thanked her for the work done here at the College.

CLOSED SESSION

There was no closed session held at this meeting.

15. ADJOURNMENT

Hearing no further business, Trustee Hoban motioned to adjourn, seconded by Trustee Evertsen. All voiced aye and the meeting adjourned at 7:06 p.m.

Denisa J. Shallo, Recording Secretary

Dale Morton, Board Secretary

Student Trustee Report

Summer is off and running, and the summer semester students' are enjoying the feeling of having more than a month of class completed and in the books. Although I may be taking the weather for granted, I am certainly ready for classes to start in August, as are so many other MCC students who are looking to earn their degrees or transfer credits.

Go Scots!

Executive Summary

Information

Attached is the Executive Summary of financial information with year-to-date results for FY 2022 through the month of May.

Recommendation

It is recommended that the Board of Trustees accepts the Executive Summary as presented.

A handwritten signature in black ink, appearing to read 'C. Gabbard', is written over the printed name.

Clinton E. Gabbard
President

Executive Summary

Fiscal Year 2022 is currently 91.4% complete with the year-to-date results ending May 31, 2022 being reported. In the Operating Funds, total revenue is 66.5% of budget, as compared with 67.3% at the same time last year. Total expenditures are 60.3% of budget, as compared with 59.6% of budget at the same time last year. The Operating Funds include both the Education Fund and the Operations and Maintenance Fund, and together comprise most of the instruction and instructional support activities of the College. The following items relate to the Operating Funds (Fund 01 and Fund 02) as a whole:

Revenue

- Local governmental is 94.0% of budget and up \$968,703 (3.8%) from last year at this time. FY 2022 revenue is \$26,543,811 vs. FY 2021 revenue of \$25,575,108. For FY 2022, this revenue is derived from 50% of the 2020 tax levy (as approved by the Board in November 2020) and 50% of the 2021 tax levy (as approved by the Board in November 2021).
- State government is 95.6% of budget and up \$345,301 (9.8%) from last year at this time. FY 2022 revenue is \$3,878,427 vs. FY 2021 revenue of \$3,533,126.
- Federal government is 0.0% of budget and down \$48,933 (-97.4%) from last year at this time. FY 2022 revenue is \$1,328 vs. FY 2021 revenue of \$50,261.
- Student tuition and fees is 102.0% of budget and up \$203,058 (1.5%) from last year at this time. FY 2022 revenue is \$13,622,621 vs. FY 2021 revenue of \$13,419,562. Budgeted tuition and fees revenue is calculated based on a calculated net billable credit hours and not total reported credit hours, which includes dual credit. Dual credit only generates tuition revenue if these classes are held on campus with our instructors.
- Sales and service fee is 140.7% of budget and up \$62,041 (509.8%) from last year at this time. FY 2022 revenue is \$74,212 vs. FY 2021 revenue of \$12,171. Activity in this area is comprised primarily from the Kids and College, Fitness Center, Horticulture Sales, and Sweet Scots.
- Facilities is 96.8% of budget and even \$0 (0.0%) from last year at this time. FY 2022 revenue is \$18,366 vs. FY 2021 revenue of \$18,366. Revenue in this category is comprised of the leasing of the land owned by the College to the radio station and as farmland.
- Investment is -68.6% of budget and down \$460,793 (-415.3%) from last year at this time. FY 2022 revenue is -\$349,836 vs. FY 2021 revenue of \$110,957.
- Nongovernmental gifts, scholarships, grants & bequests is 217.7% of budget and up \$14,726 (159.7%) from last year at this time. FY 2022 revenue is \$23,945 vs. FY 2021 revenue of \$9,219. Activity is due to contributions from the Foundation for faculty requested needs (travel, software, etc.).
- Other is 19.4% of budget and down \$26,023 (-0.5%) from last year at this time. FY 2022 revenue is \$5,365,373 vs. FY 2021 revenue of \$5,391,396. The main items in this category consists largely of Employee Health Insurance Contributions, which account for \$5,249,108, Retiree Health contributions, which account for \$448, Other Misc. Income, which account for \$72,952 with the remaining balance being made up of smaller accounts such as NSF charges, assorted fines, fees, and miscellaneous income all of which total \$42,865. The large variance to budget is the result of the "On-Behalf Payment" for the employer's pension contribution for employees made by the State. For FY 2021 that "On-Behalf Payment" was \$20,487,712.

Expenditures

- Salaries expenditures are 84.4% of budget and up \$293,948 (1.3%) from last year at this time. FY 2022 expenditures are \$23,795,357 vs. FY 2021 expenditures of \$23,501,409.
- Employee benefit expenditures are 27.4% of budget and up \$222,592 (2.6%) from last year at this time. FY 2022 expenditures are \$8,802,454 vs. FY 2021 expenditures of \$8,579,862. ***This line item is dependent on the health experience or the use of benefits by the employee group and their own independent choice of coverage. Therefore, it will always be difficult to budget in advance to any degree of certainty and will experience good years and bad years as a result.*** This account group will always be significantly below budget until year-end adjustments are made for SURS contributions paid by the State on behalf of the employees. The amount expensed for SURS contributions are about \$17-20 million annually depending on the actuarial tables maintained by the State. However, this expense is offset by an equal amount in "other revenue" and therefore has no effect on the operating performance of the College.
- Contractual services expenditures are 96.0% of budget and up \$184,309 (4.9%) from last year at this time. FY 2022 expenditures are \$3,977,864 vs. FY 2021 expenditures of \$3,793,555. The account includes contractual services for custodial services, legal services, construction management, roads and grounds, and architectural type services.
- Materials and supplies expenditures are 100.9% of budget and up \$1,067,585 (50.1%) from last year at this time. FY 2022 expenditures are \$3,200,540 vs. FY 2021 expenditures of \$2,132,955.
- Travel and meeting expenditures are 83.6% of budget and up \$105,712 (85.2%) from last year at this time. FY 2022 expenditures are \$229,739 vs. FY 2021 expenditures of \$124,027.
- Fixed charges expenditures are 104.7% of budget and up \$46,117 (2.8%) from last year at this time. FY 2022 expenditures are \$1,692,249 vs. FY 2021 expenditures of \$1,646,131. Included in this category are bond principal, interest payments, lease payments, and general insurance.
- Utilities expenditures are 78.4% of budget and up \$36,487 (4.0%) from last year at this time. FY 2022 expenditures are \$950,061 vs. FY 2021 expenditures of \$913,574.
- Capital Outlay expenditures are 59.0% of budget and up \$972,234 (147.0%) from last year at this time. FY 2022 expenditures are \$1,633,549 vs. FY21 expenditures of \$661,315. ***Please be aware that large projects started in one fiscal year may cross into a new fiscal year and will therefore have an impact on two fiscal years (i.e. one year under budget and the next over budget).***
- Other expenditures are 77.9% of budget and down \$93,647 (-11.7%) from last year at this time. FY 2022 expenditures are \$707,581 vs. FY 2021 expenditures of \$801,228. The main category of expenses includes tuition waivers, tuition related refunds, and miscellaneous expense.
- Contingency expenditures are 0.0% of budget and even \$0 (0.0%) from last year at this time. FY 2022 expenditures are \$0 vs. FY 2021 expenditures of \$0.



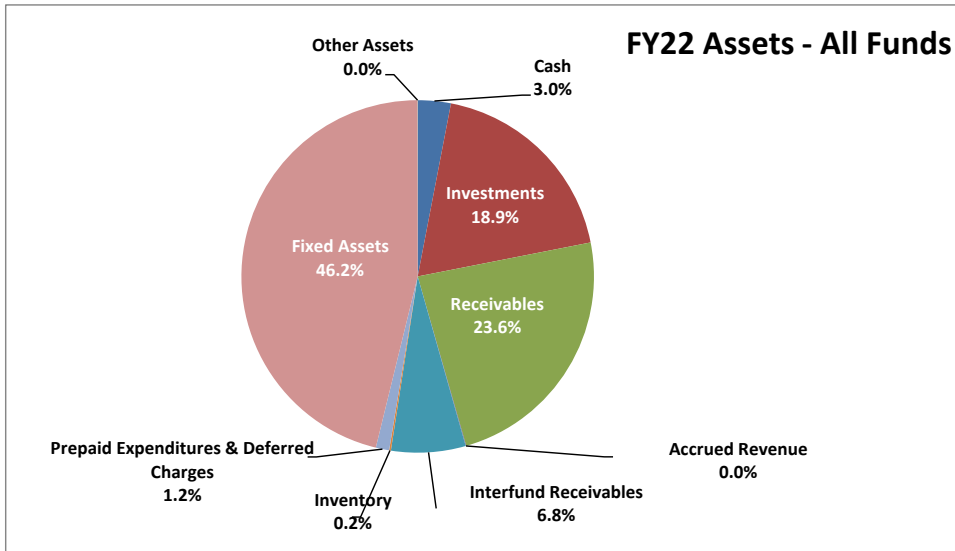
Clinton E. Gabbard
President

All Funds Statement of Net Position (Balance Sheet)
May 31, 2022

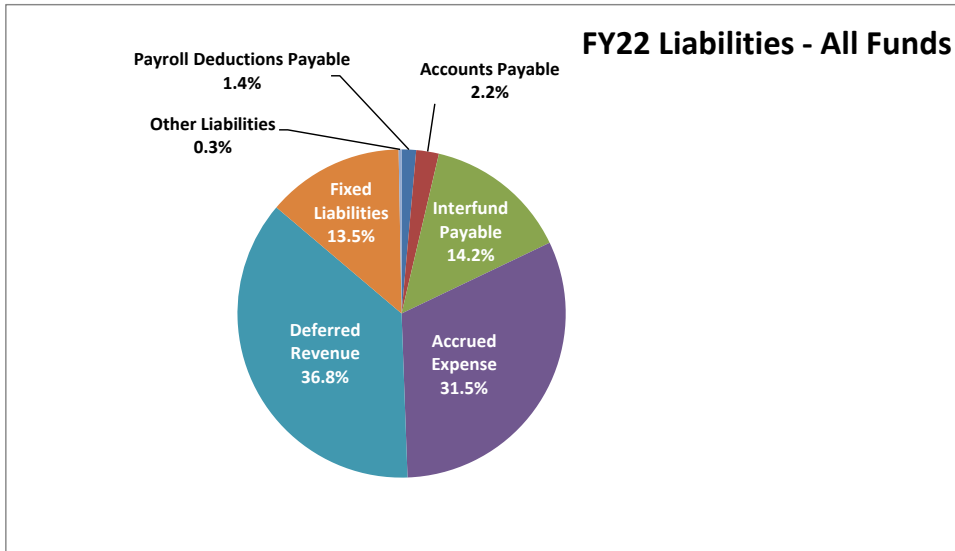
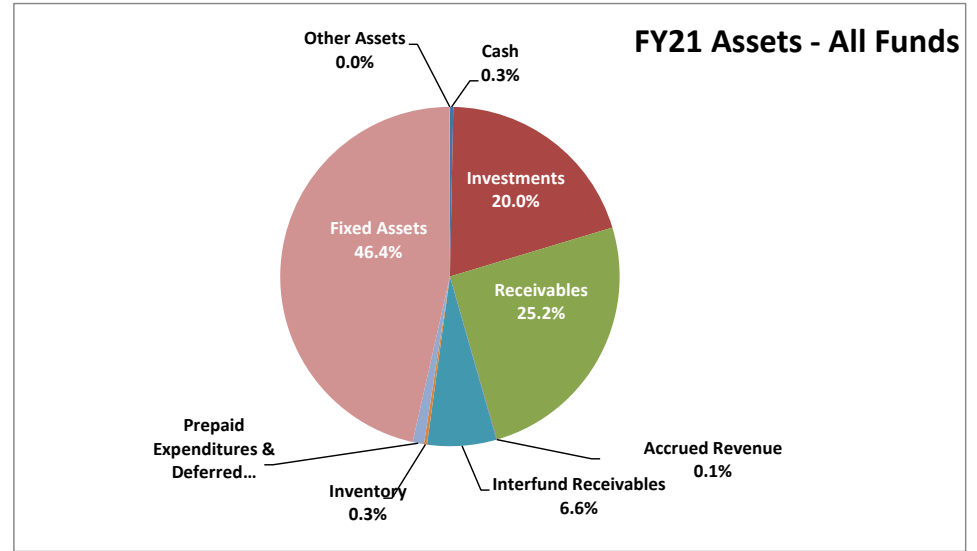
Funds Statement of Net Position (Balance Sheet)														
May 31, 2022														
	01	02	03	04	05	06	07	08	09	10	11	12	17	
	All Funds	Education Fund	Operations & Maintenance Fund	Operations & Maintenance (Restricted) Fund	Bond & Interest Fund	Auxilliary Enterprises Fund	Restricted Purposes Fund	Working Cash Fund	General Fixed Asset Fund	General Long-Debt Fund	Trust & Agency Fund	Audit Fund	Liability Protection & Settlement Fund	OPEB Fund
Assets														
Cash	4,689,928	5,449,423.55	(986,111)	(1,679,752)	542,997.26	155,919	13,164	95,646	-	-	399,348	43,032	6,260	650,000
Investments	29,238,272	8,480,095	1,018,816	14,746,834	-	-	-	2,919,245	-	-	-	-	2,073,282	-
Receivables	36,617,937	32,407,814	2,153,489	-	-	7,701	1,352,829	-	-	-	-	67,152	628,952	-
Accrued Revenue	76,881	15,202	1,462	54,708	-	-	-	3,002	-	-	-	-	2,507	-
Interfund Receivables	10,569,680	2,873,631	7,388,194	-	-	307,856	-	-	-	-	-	-	-	-
Inventory	247,431	-	-	-	-	247,431	-	-	-	-	-	-	-	-
Prepaid Expenditures & Deferred Charges	1,902,738	1,067,443	9,944	-	-	13,967	78,161	-	-	119,183	-	-	20,359	593,681
Fixed Assets	71,483,854	-	-	-	-	-	-	-	71,483,854	-	-	-	-	-
Other Assets	24,358	-	-	-	-	-	-	-	-	24,358	-	-	-	-
Total Assets	154,851,079	50,293,608	9,585,794	13,121,790	542,997	732,873	1,444,154	3,017,893	71,483,854	143,541	399,348	110,185	2,731,361	1,243,681
Liabilities														
Payroll Deductions Payable	1,059,324	906,568	33,297	-	-	119,460	-	-	-	-	-	-	-	-
Accounts Payable	1,654,899	1,642,853	-	-	-	2,137	9,909	-	-	-	-	-	-	-
Interfund Payable	10,569,680	-	-	7,639,472	-	-	1,204,744	-	-	-	-	-	1,725,464	-
Accrued Expense	23,381,826	-	-	-	-	-	-	-	-	-	-	-	-	23,381,826
Deferred Revenue	27,279,371	19,296,007	1,449,523	22,313	208,254	59,526	-	-	-	-	-	43,750	409,759	5,790,240
Fixed Liabilities	10,032,194	-	-	-	-	-	-	-	-	10,032,194	-	-	-	-
Other Liabilities	213,199	51,268	-	-	-	161,931	-	-	-	-	-	-	-	-
Total Liabilities	74,190,493	21,896,695	1,482,819	7,661,785	208,254	343,053	1,214,653	-	-	10,032,194	-	43,750	2,135,223	29,172,066
Designated Fund Balance	80,660,587	28,396,912	8,102,974	5,460,005	334,744	389,820	229,501	3,017,893	71,483,854	(9,888,652)	399,348	66,435	596,138	(27,928,385)
Assigned Fund Balance														
33% Unassigned for annual budgeted expenditures	19,160,136	16,938,640	2,221,497											
Other Designated Reserves	0													
Capital Improvement/Investment in Capital Assets	76,943,859			5,460,005	0				71,483,854					
Liabilities, Protection, and Settlement	-37,364,441									-10,032,194			596,138	-27,928,385
Working Cash/Other Restricted	2,445,283						229,501	1,750,000			399,348	66,435		
Remaining Unassigned Balance	19,475,749	11,458,272	5,881,478	0	334,744	389,820	0	1,267,893	0	143,541	0	0	0	0

All Funds Statement of Net Position (Balance Sheet)
May 31, 2022

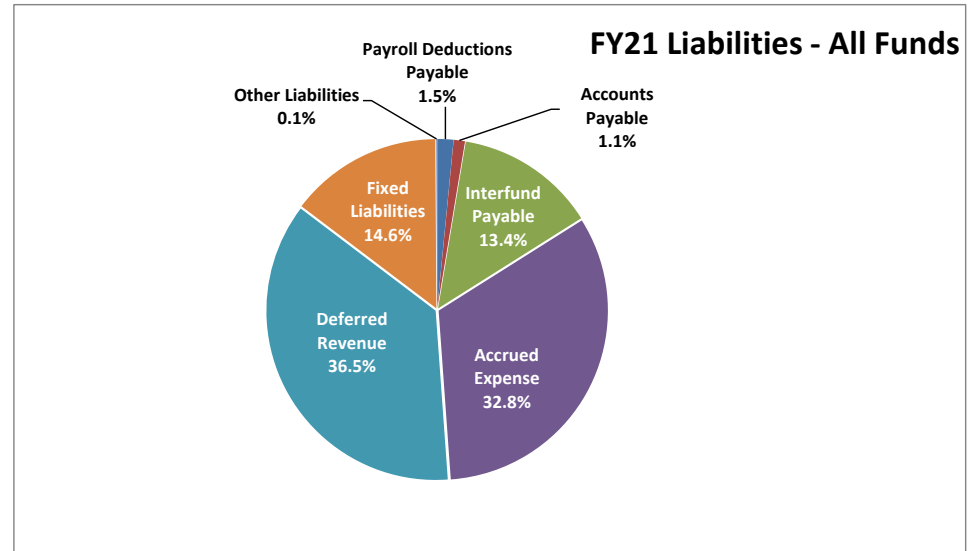
Total Assets = \$ 154,851,079



Total Assets = \$ 149,844,840



Total Liabilities = \$ 74,190,493



Total Liabilities = \$ 73,459,105

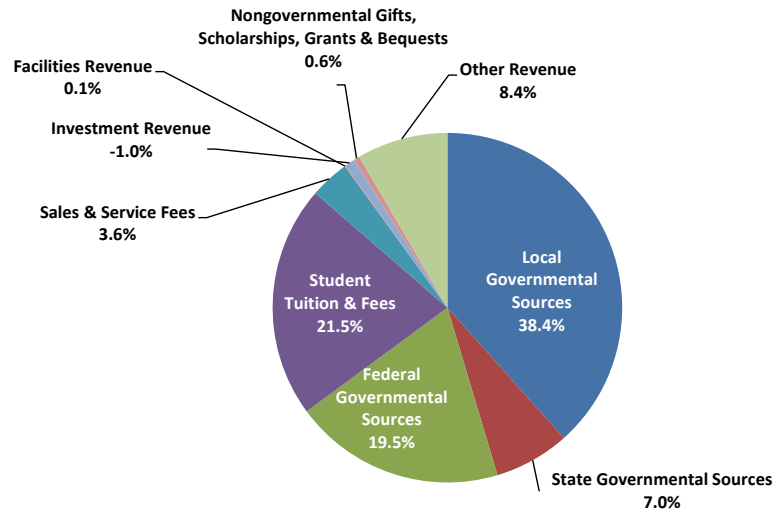
All Funds Statement of Activities (Income Statement)
May 31, 2022

		01	02	03	04	05	06	07	08	09	10	11	12	17
	All Funds	Education Fund	Operations & Maintenance Fund	Operations & Maintenance (Restricted) Fund	Bond and Interest	Auxiliary Enterprises Fund	Restricted Purposes Fund	Working Cash Fund	General Fixed Asset Fund	General Long-Debt Fund	Trust & Agency Fund	Audit Fund	Liability Protection & Settlement Fund	OPEB Fund
Revenue														
Local Governmental Sources	27,260,191	23,989,108	2,554,704	-	-	-	4,240	-	-	-	-	68,724	643,416	-
State Governmental Sources	4,959,246	3,046,234	832,193	-	-	-	1,080,820	-	-	-	-	-	-	-
Federal Governmental Sources	13,859,382	1,328	-	-	-	-	13,858,054	-	-	-	-	-	-	-
Student Tuition & Fees	15,252,047	12,009,689	1,612,931	79,182	739,057	811,187	-	-	-	-	-	-	-	-
Sales & Service Fees	2,579,802	74,212	-	-	-	2,505,590	-	-	-	-	-	-	-	-
Facilities Revenue	40,199	18,366	-	-	-	21,833	-	-	-	-	-	-	-	-
Investment Revenue	(675,783)	(330,982)	(18,854)	(254,912)	-	-	-	(38,707)	-	-	-	-	(32,328)	-
Nongovernmental Gifts, Scholarships, Grants & Bequests	406,987	23,945	-	-	-	2,855	244,523	-	-	-	135,664	-	-	-
Other Revenue	5,972,575	5,330,247	35,126	946,191	-	-	-	-	539,879	(946,191)	67,323	-	-	-
Total Revenue	69,654,646	44,162,146	5,016,100	770,461	739,057	3,341,464	15,187,637	(38,707)	539,879	(946,191)	202,987	68,724	611,088	-
Expenditures														
Salaries	26,649,923	23,304,004	491,353	-	-	1,581,903	1,272,663	-	-	-	-	-	-	-
Employee Benefits	9,833,343	8,697,270	105,184	-	-	266,732	214,677	-	-	-	-	-	549,480	-
Contractual Services	5,255,855	2,729,972	1,247,892	18,773	-	458,082	740,499	-	-	-	-	60,637	-	-
General Materials & Supplies	5,457,505	2,289,524	911,016	-	-	1,083,918	1,173,047	-	-	-	-	-	-	-
Travel & Conference/Meeting	342,147	213,753	15,986	-	-	51,893	60,514	-	-	-	-	-	-	-
Fixed Charges	654,671	1,655,427	36,822	-	626,200	10,446	-	-	-	(1,758,443)	-	-	84,219	-
Utilities	950,061	197,020	753,041	-	-	-	-	-	-	-	-	-	-	-
Capital Outlay	3,375,434	88,450	1,545,100	946,191	-	15,922	1,475,522	-	(695,750)	-	-	-	-	-
Other Expenditures	10,944,417	707,581	-	-	-	5,558	10,016,689	-	-	-	214,589	-	-	-
Contingency	-	-	-	-	-	-	-	-	-	-	-	-	-	-
Total Expenditures	63,463,356	39,883,002	5,106,394	964,964	626,200	3,474,454	14,953,612	-	(695,750)	(1,758,443)	214,589	60,637	633,698	-
Excess/(deficit) of revenues over expenditures	6,191,289	4,279,145	(90,294)	(194,503)	112,857	(132,990)	234,026	(38,707)	1,235,628	812,252	(11,602)	8,087	(22,611)	-
Operating transfers in	-	-	-	-	-	-	-	-	-	-	-	-	-	-
Operating transfers out	-	-	-	-	-	-	-	-	-	-	-	-	-	-
Beginning Fund Balance	74,469,295	24,117,766	8,193,267	5,654,508	221,886	522,810	(4,525)	3,056,600	70,248,226	(10,700,905)	410,950	58,348	618,749	(27,928,385)
Ending Fund Balance	80,660,584	28,396,911	8,102,973	5,460,005	334,743	389,820	229,501	3,017,893	71,483,854	(9,888,653)	399,348	66,435	596,138	(27,928,385)

All Funds Statement of Activities (Income Statement)
May 31, 2022

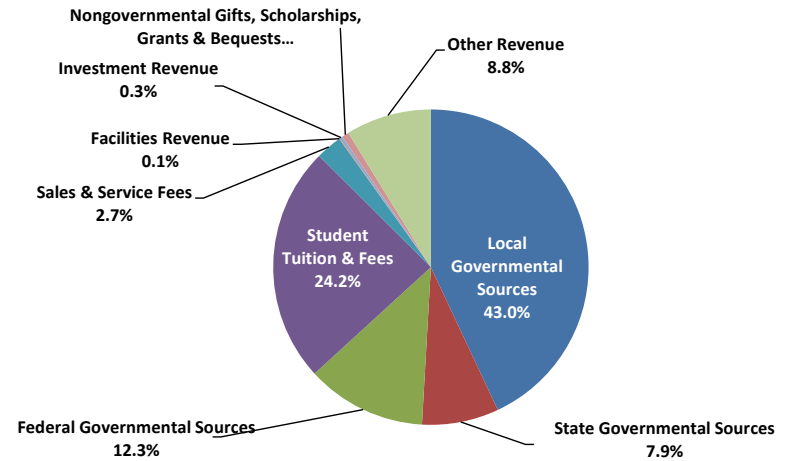
Total Revenue = \$ 69,654,646

FY22 Revenue - All Funds

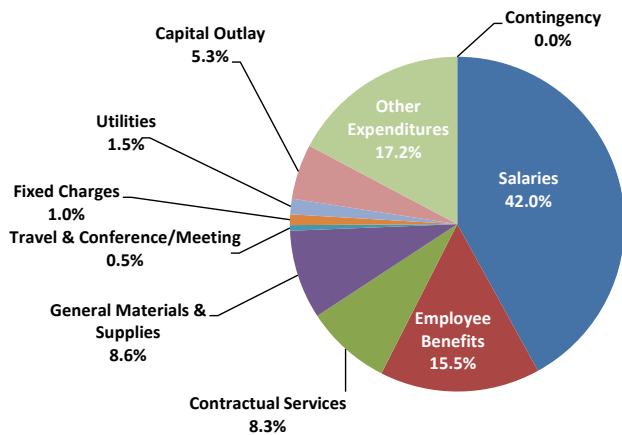


Total Revenue = \$ 61,914,535

FY21 Revenue - All Funds

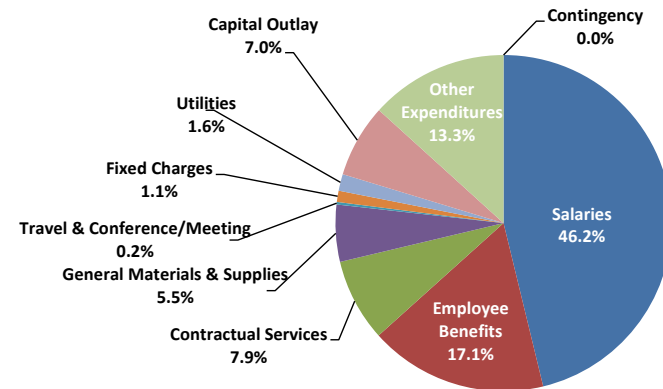


FY22 Expenditures - All Funds



Total Expense = \$ 63,463,356

FY21 Expenditures - All Funds



Total Expense = \$ 56,794,674

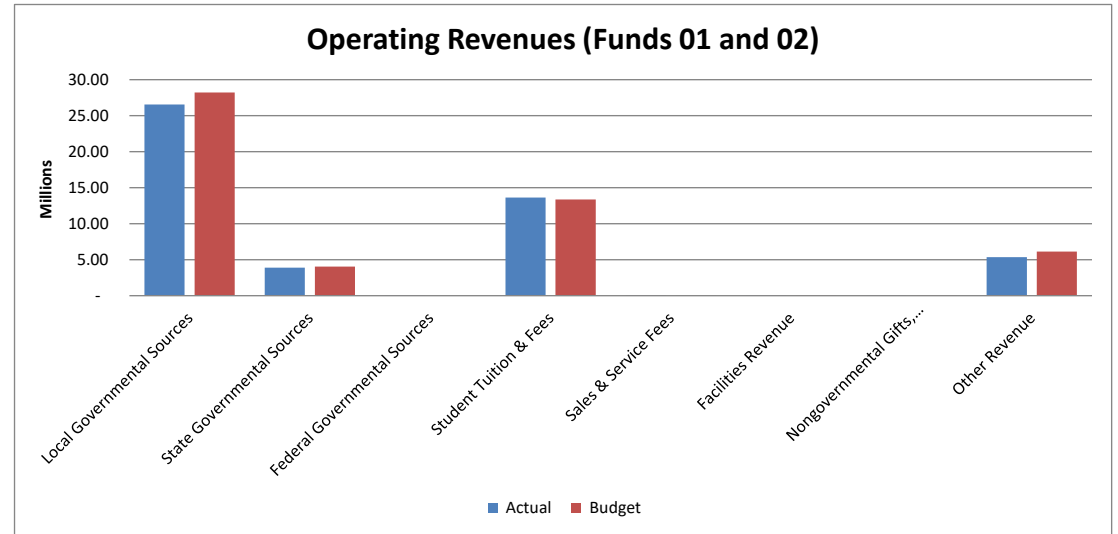
Operating Funds
Net of SURS/Investments

Operating (Funds 01 & 02) Statement of Activities (Net of SURS/Investments)
May 31, 2022

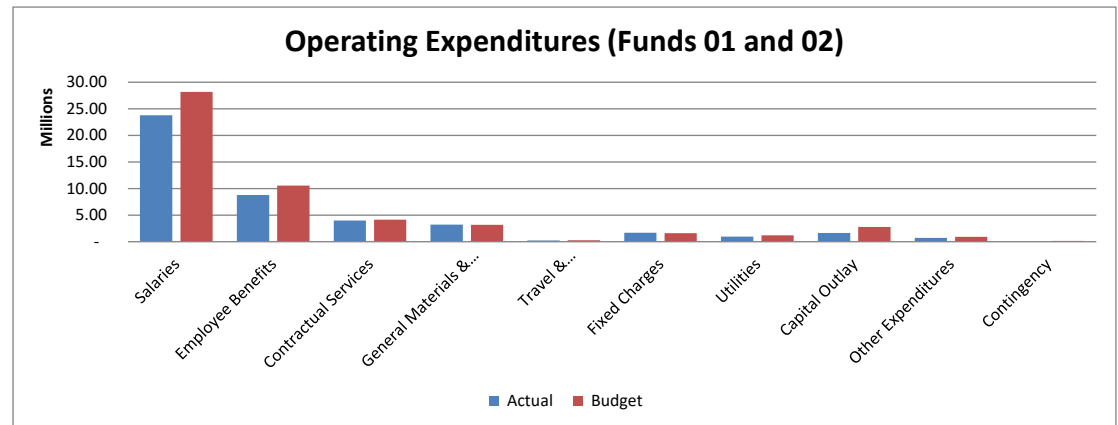
	FY22			FY21			
	YTD Actual	YTD Budget	Full Budget	YTD Actual to:		FY21	FY22 Act.
				YTD Bud.	Full Bud.	YTD Actual	Change Over FY21 Act.
Revenue							
Local Governmental Sources	\$ 26,543,811	\$ 25,810,183	\$ 28,225,058	102.8%	94.0%	\$ 25,575,108	\$ 968,703
State Governmental Sources	3,878,427	3,709,375	4,056,435	104.6%	95.6%	3,533,126	\$ 345,301
Federal Governmental Sources	1,328	-	-	0.0%	0.0%	50,261	\$ (48,933)
Student Tuition & Fees	13,622,621	13,318,029	13,350,427	102.3%	102.0%	13,419,562	\$ 203,058
Sales & Service Fees	74,212	48,237	52,750	153.8%	140.7%	12,171	\$ 62,041
Facilities Revenue	18,366	17,343	18,966	105.9%	96.8%	18,366	\$ -
Nongovernmental Gifts	23,945	10,059	11,000	238.0%	217.7%	9,219	\$ 14,726
Other Revenue	5,365,373	5,598,078	6,121,850	95.8%	87.6%	5,391,396	\$ (26,023)
Total Revenue	\$ 49,528,082	\$ 48,511,304	\$ 51,836,486	102.1%	95.5%	\$ 48,009,209	\$ 1,518,873
Expenditures							
Salaries	\$ 23,795,357	\$ 25,785,416	\$ 28,197,974	92.3%	84.4%	\$ 23,501,409	\$ 293,948
Employee Benefits	8,802,454	9,659,920	10,563,730	91.1%	83.3%	8,579,862	\$ 222,592
Contractual Services	3,977,864	3,788,102	4,142,528	105.0%	96.0%	3,793,555	\$ 184,309
General Materials & Supplies	3,200,540	2,901,108	3,172,544	110.3%	100.9%	2,132,955	\$ 1,067,585
Travel & Conference/Meeting	229,739	251,381	274,901	91.4%	83.6%	124,027	\$ 105,712
Fixed Charges	1,692,249	1,478,248	1,616,557	114.5%	104.7%	1,646,131	\$ 46,117
Utilities	950,061	1,108,763	1,212,502	85.7%	78.4%	913,574	\$ 36,487
Capital Outlay	1,633,549	2,533,233	2,770,250	64.5%	59.0%	661,315	\$ 972,234
Other Expenditures	707,581	830,137	907,807	85.2%	77.9%	801,228	\$ (93,647)
Contingency	-	137,166	150,000	0.0%	0.0%	-	\$ -
Total Expenditures	\$ 44,989,395	\$ 48,473,475	\$ 53,008,793	92.8%	84.9%	\$ 42,154,058	\$ 2,835,338
Surplus/(deficit)	\$ 4,538,687	\$ 37,829	\$ (1,172,307)			\$ 5,855,152	\$ (1,316,465)
Net Transfers Out/(In)	\$ -		\$ 1,000,000			\$ 700,000	\$ (700,000)
Net Operating Funds Surplus/(Deficit)	\$ 4,538,687	\$ 37,829	\$ (2,172,307)			\$ 5,155,152	\$ (616,465)
<i>Beginning Fund Balance</i>	<i>32,311,033</i>	<i>32,311,033</i>	<i>32,311,033</i>			<i>29,109,315</i>	
<i>Net Operating Funds Surplus/(Deficit)</i>	<i>4,538,687</i>	<i>37,829</i>	<i>(2,172,307)</i>			<i>5,155,152</i>	
<i>Add: Contingency (assumption is it is not used)</i>			<i>150,000</i>				
Calculated YTD Ending Fund Balance (b)	\$ 36,849,720	\$ 32,348,862	\$ 30,288,726			\$ 34,264,467	

Operating Funds - Statement of Activities
May 31, 2022

	Actual	Budget
Revenue		
Local Governmental Sources	26,543,811.23	28,225,058.00
State Governmental Sources	3,878,426.52	4,056,435.00
Federal Governmental Sources	1,328.00	-
Student Tuition & Fees	13,622,620.53	13,350,427.00
Sales & Service Fees	74,212.00	52,750.00
Facilities Revenue	18,366.00	18,966.00
Nongovernmental Gifts, Scholarships, Grants & Bequests	23,944.75	11,000.00
Other Revenue	5,365,373.10	6,121,850.00
Total Revenue	49,528,082.13	51,836,486.00



Expenditures		
Salaries	23,795,357.26	28,197,974.00
Employee Benefits	8,802,454.18	10,563,730.00
Contractual Services	3,977,864.19	4,142,528.15
General Materials & Supplies	3,200,539.90	3,172,544.00
Travel & Conference/Meeting	229,739.43	274,900.85
Fixed Charges	1,692,248.77	1,616,557.00
Utilities	950,061.44	1,212,502.00
Capital Outlay	1,633,549.39	2,770,250.00
Other Expenditures	707,580.92	907,807.00
Contingency	-	150,000.00
Total Expenditures	44,989,395.48	53,008,793.00
Excess/(deficit) of revenues over expenditures	4,538,686.65	(1,172,307.00)



*#N/A or "-" indicates that there is no activity to record for this category in Fund 01 or 02.

Treasurer's Report

Information

Attached is the Treasurer's Report for the month of May 2022, including details regarding the College's investments.

Recommendation

It is recommended that the Board of Trustees approves the Treasurer's Reports as presented.

A handwritten signature in black ink, appearing to read 'C. Gabbard', is written over the printed name.

Clinton E. Gabbard
President

**McHenry County College
Treasurer's Report
For the Month of May 2022**

Bank Name Account	Beginning Balance	Deposits (+) Other Additions	Disbursements (-) Other Subtractions	Ending Balance
Crystal Lake Bank & Trust Credit Cards	\$216,617.88	\$497,610.45	\$514,691.64	\$199,536.69
Crystal Lake Bank & Trust Direct Pay	\$48,295.28	\$814,638.99	\$357,678.24	\$505,256.03
Crystal Lake Bank & Trust Employee Benefits	\$0	\$30,040.01	\$30,040.01	\$0
Crystal Lake Bank & Trust Federal Student Loan	\$10,000.00	\$86,114.63	\$86,114.63	\$10,000.00
Crystal Lake Bank & Trust Funds Holding	\$1,205,644.89	\$7,285,553.30	\$4,708,085.00	\$3,783,113.19
Crystal Lake Bank & Trust Operations	\$132,279.29	\$2,106,874.02	\$2,095,842.92	\$143,310.39
Crystal Lake Bank & Trust Payroll	\$73,410.42	\$2,195,694.79	\$2,226,018.34	\$43,086.87

McHenry County College
May 31, 2022

Investments

College Fund	Financial Institution	05/31/22 Investments	04/30/22 Investments	05/31/22 % of Total Investments	Interest	No. of Days	Maturity
Education	Illinois Funds	\$2,695	\$30,298	0%	see below	N/A	On Demand
Education	PFM Investments	8,492,602	11,310,461	29%	see below	N/A	Various
Operations & Maintenance	PFM Investments	1,020,278	1,016,159	3%	see below	N/A	Various
Operations & Maintenance (Restricted)	PFM Investments	6,852,882	6,803,935	23%	see below	N/A	Various
Operations & Maintenance (Restricted CDB Project-810-066-019)	PFM Investments	7,387,415	7,368,000	25%	see below	N/A	Various
Operations & Maintenance (Restricted CDB Project-810-066-018)	Home State Bank	201,684	201,684	1%	0.15%	N/A	On Demand
Operations & Maintenance (Restricted CDB Project-810-066-020)	PFM Investments	359,561	359,355	1%	see below	N/A	Various
Working Cash	PFM Investments	2,922,247	2,913,791	10%	see below	N/A	Various
Liability, Protection and Settlement	PFM Investments	2,075,789	2,068,727	7%	see below	N/A	Various
	Total	\$29,315,153	\$32,072,410	100%			

Investment Revenue

Investment Revenue

College Fund	May-22	Fiscal YTD
Education	\$73,496	(\$313,193)
Operations & Maintenance	4,191	(17,951)
Operations & Maintenance (Restricted)	49,798	(213,317)
Operations & Maintenance (Restricted CDB Projects)	19,620	(31,755)
Working Cash	8,603	(36,852)
Liability, Protection and Settlement	7,185	(30,780)
Total	\$162,893	(\$643,848)

Illinois Fund Rates - May 31, 2022

Annualized rate - Money Market

Low	0.543%
High	0.902%
Average	0.795%

PFM Investment Rates - May 31, 2022

Range of CD Rates

	Short Term*	Long Term*	CDB Trust 019*	CDB Trust 020*
Low	-	-	-	-
High	-	-	-	-

Yield to Maturity of Notes

	Short Term	Long Term	CDB Trust 019	CDB Trust 020
At Cost	0.000%	1.250%	0.170%	0.000%
At Market	0.000%	2.650%	1.550%	0.000%

*Currently there are no investments in these categories.

Ratification for Accounts Payable Check Register

Information

The attached accounts payable check register identifies the vendors that have been paid in the past month in the amount of \$1,923,627.56. Please note that the expenses are not segregated into the respective funds.

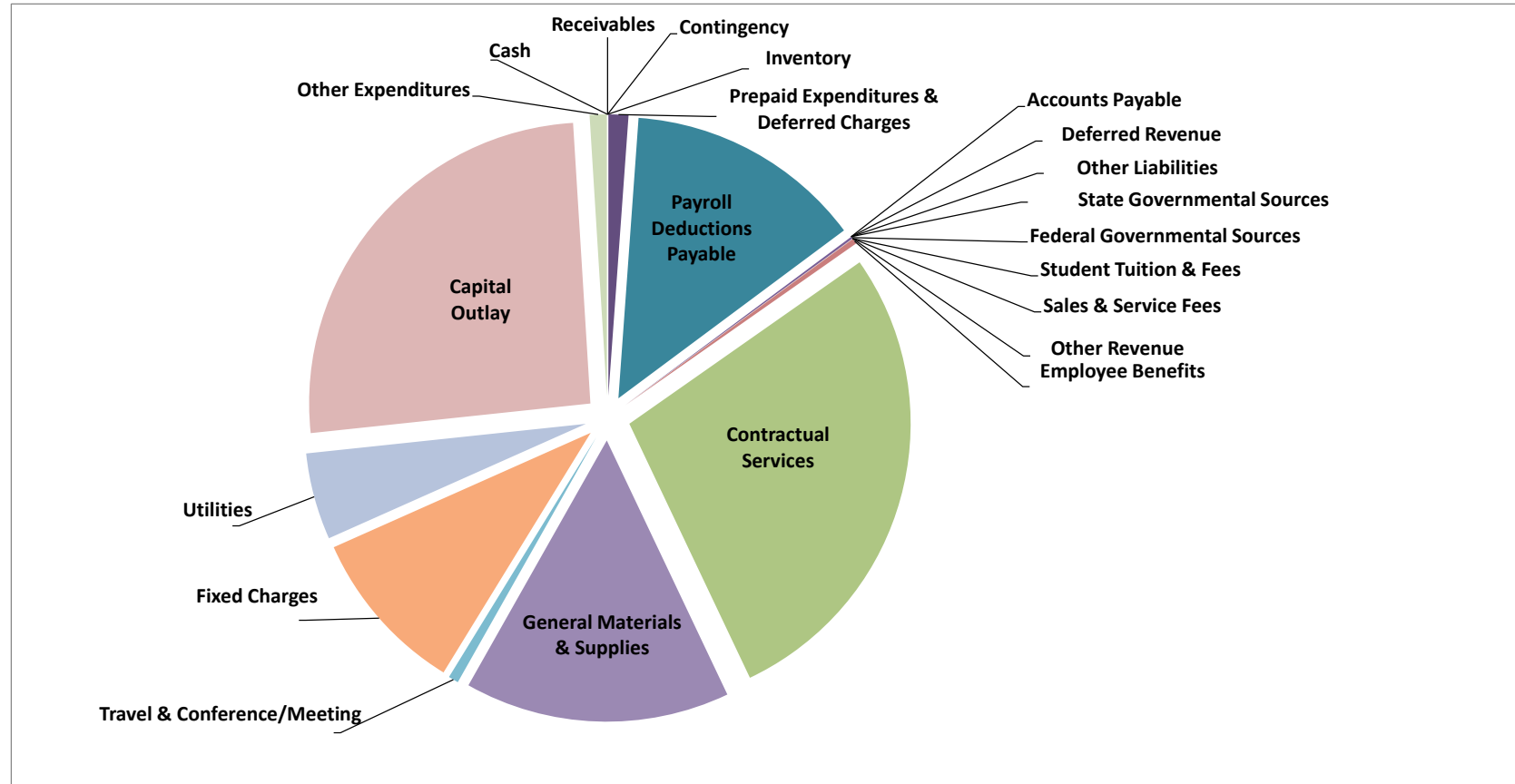
Recommendation

It is recommended that the Board of Trustees ratifies payment of the accounts payable check register, for the period of May 1 - May 31, 2022, totaling \$1,923,627.56.

A handwritten signature in black ink, appearing to read 'C. Gabbard', is positioned above the printed name.

Clinton E. Gabbard
President

Distribution of Monthly Check Register Payments 5/1/22 through 5/31/22



Category	Amount	Percent	Category	Amount	Percent
Cash	0.00	0.00%	Sales & Service Fees	141.75	0.01%
Receivables	0.00	0.00%	Other Revenue	145.14	0.01%
Inventory	0.00	0.00%	Employee Benefits	6,051.42	0.31%
Prepaid Expenditures & Deferred Charges	21,998.00	1.14%	Contractual Services	532,541.60	27.68%
Payroll Deductions Payable	262,973.89	13.67%	General Materials & Supplies	293,124.59	15.24%
Accounts Payable	0.00	0.00%	Travel & Conference/Meeting	11,117.18	0.58%
Deferred Revenue	0.00	0.00%	Fixed Charges	184,043.91	9.57%
Other Liabilities	0.00	0.00%	Utilities	95,956.97	4.99%
State Governmental Sources	0.00	0.00%	Capital Outlay	494,332.16	25.70%
Federal Governmental Sources	2,314.72	0.12%	Other Expenditures	18,900.76	0.98%
Student Tuition & Fees	0.00	0.00%	Contingency	0.00	0.00%
			Total All Categories	1,923,642.09	100.00%

**Six Month
Select Vendor History Report**

						Six (6) Calendar Months					
SubClass	Cat	CatDesc	PayeeID	Payee	Total Voucher	FY22: (12-Dec)	FY22: (1-Jan)	FY22: (2-Feb)	FY22: (3-Mar)	FY22: (4-Apr)	FY22: (5-May)
Engineering	53	Contractual Services	0396644	Quality Engineering	\$ 250.00					250.00	
Engineering	53	Contractual Services	0420293	LionHeart Engineeri	\$ 6,837.29						6,837.29
Engineering Total					\$ 7,087.29	-	-	-	-	250.00	6,837.29
Food Vendor	54	General Materials & Supplies	0395138	TURANO BAKING CO.	\$ 3,577.10	469.51	235.23	455.73	998.32	751.73	666.58
Food Vendor	54	General Materials & Supplies	0395263	GORDON FOOD SERVICE	\$ 96,165.14	15,442.24	3,417.20	13,014.77	25,753.01	17,644.41	20,893.51
Food Vendor	54	General Materials & Supplies	0396456	RIVERSIDE BAKE SHOP	\$ 2,214.56	953.50	38.58	209.06	257.28	245.66	510.48
Food Vendor	54	General Materials & Supplies	0414865	Quality Catering fo	\$ 5,986.00	1,246.30	279.70	895.15	1,298.15	647.95	1,618.75
Food Vendor Total					\$ 107,942.80	18,111.55	3,970.71	14,574.71	28,306.76	19,289.75	23,689.32
Landscaping	53	Contractual Services	0395554	INTERIOR TROPICAL G	\$ 1,250.00	250.00	250.00		500.00	250.00	
Landscaping Total					\$ 1,250.00	250.00	250.00	-	500.00	250.00	-
Legal	53	Contractual Services	0394606	Campion, Curran, La	\$ 5,975.25	2,169.00	1,893.75	900.00	450.00	412.50	150.00
Legal	53	Contractual Services	0396460	ROBBINS SCHWARTZ	\$ 41,692.01	9,270.00	4,410.96		16,991.40	11,019.65	
Legal Total					\$ 47,667.26	11,439.00	6,304.71	900.00	17,441.40	11,432.15	150.00
Temporary Staffing	53	Contractual Services	0396989	WORKING WORLD INC	\$ 282,017.38	105,228.69	30,914.43	34,861.47	53,838.42	31,900.57	25,273.80
Temporary Staffing	53	Contractual Services	0407503	Robert Half Interna	\$ 168,571.72		17,563.64	31,571.20	46,461.08	50,630.80	22,345.00
Temporary Staffing	55	Travel & Conference/Meeting	0396989	WORKING WORLD INC	\$ 3,660.00		3,660.00				

Accounts Payable Check Register

Period From: 5/1/2022

To: 5/31/2022

Check Number	Check Date	Check Status	Voucher ID	Voucher Date	P.O./BPO Number	Voucher Amount	Cash Discount	Check Amount
Vendor Stans LPS Midwest			Vendor ID 0396653					
0079756	5/12/2022	Outst	V0207325	5/11/2022	B0003790	3,808.80		3,808.80
0079756	5/12/2022	Outst	V0207170	5/9/2022		8,380.61		8,380.61
0079958	5/26/2022	Outst	V0207771	5/25/2022		4,168.11		4,168.11
Vendor Totals						16,357.52		16,357.52
Vendor 30 Bird Media			Vendor ID 0446536					
0079675	5/12/2022	Outst	V0206138	4/22/2022	B0003644	6.10		6.10
Vendor Totals						6.10		6.10
Vendor 4 Imprint Inc			Vendor ID 0395182					
0004522	5/5/2022	Outst	V0206850	5/5/2022	P0006250	8,042.22		8,042.22
Vendor Totals						8,042.22		8,042.22
Vendor Abbey C. Bratek			Vendor ID 0484347					
0079781	5/19/2022	Outst	V0207502	5/18/2022		150.00		150.00
Vendor Totals						150.00		150.00
Vendor ACADEMIC CAREERS ONLINE			Vendor ID 0394223					
0079676	5/12/2022	Outst	V0207191	5/10/2022		2,595.00		2,595.00
Vendor Totals						2,595.00		2,595.00
Vendor ACCT			Vendor ID 0394229					
0079884	5/26/2022	Outst	V0207363	5/12/2022		5,897.00		5,897.00
Vendor Totals						5,897.00		5,897.00
Vendor ACT			Vendor ID 0394241					
0079585	5/5/2022	Outst	V0206765	5/4/2022	B0003651	96.00		96.00

Check Number	Check Date	Check Status	Voucher ID	Voucher Date	P.O./BPO Number	Voucher Amount	Cash Discount	Check Amount
Vendor Totals						96.00		96.00
Vendor	Advantage EAP			Vendor ID	0406716			
0079954	5/26/2022	Outst	V0207386	5/16/2022		4,800.00		4,800.00
Vendor Totals						4,800.00		4,800.00
Vendor	Air One Equipment Inc			Vendor ID	0394280			
0079885	5/26/2022	Outst	V0207610	5/23/2022	B0003872	2,498.00		2,498.00
Vendor Totals						2,498.00		2,498.00
Vendor	Airgas Inc			Vendor ID	0394279			
0004553	5/26/2022	Outst	V0207576	5/20/2022		13.98		13.98
0004553	5/26/2022	Outst	V0207757	5/25/2022	B0003554	46.20		46.20
0004553	5/26/2022	Outst	V0207578	5/20/2022	B0003572	19.28		19.28
0004553	5/26/2022	Outst	V0207579	5/20/2022	B0003572	60.68		60.68
Vendor Totals						140.14		140.14
Vendor	ALBERTSONS			Vendor ID	0394284			
0079677	5/12/2022	Outst	V0207278	5/11/2022		15.06		15.06
Vendor Totals						15.06		15.06
Vendor	Alcove Insights LLC			Vendor ID	0413456			
0079678	5/12/2022	Outst	V0206206	4/25/2022	B0003566	1,567.50		1,567.50
0079886	5/26/2022	Outst	V0207079	5/6/2022	B0003566	3,800.00		3,800.00
Vendor Totals						5,367.50		5,367.50
Vendor	Alison Grimes			Vendor ID	0495425			
0079719	5/12/2022	Outst	V0207237	5/10/2022		75.00		75.00
Vendor Totals						75.00		75.00
Vendor	All Pro Acres Landscapin			Vendor ID	0423546			

Check Number	Check Date	Check Status	Voucher ID	Voucher Date	P.O./BPO Number	Voucher Amount	Cash Discount	Check Amount
0003648	5/5/2022	Outst	V0206767	5/4/2022	B0003845	1,885.00		1,885.00
Vendor Totals						1,885.00		1,885.00
Vendor	Allie F. Bonet		Vendor ID		0485671			
0079778	5/19/2022	Outst	V0207485	5/18/2022		50.00		50.00
Vendor Totals						50.00		50.00
Vendor	Allison F. Minicz		Vendor ID		0404347			
0079634	5/5/2022	Outst	V0206766	5/4/2022		222.30		222.30
Vendor Totals						222.30		222.30
Vendor	Alpha Media LLC		Vendor ID		0396377			
0079887	5/26/2022	Outst	V0207194	5/10/2022	B0003802	100.00		100.00
0079887	5/26/2022	Outst	V0207193	5/10/2022	B0003802	268.00		268.00
0079887	5/26/2022	Outst	V0207192	5/10/2022	B0003802	6,910.00		6,910.00
Vendor Totals						7,278.00		7,278.00
Vendor	AMPERAGE SUPPLY		Vendor ID		0395627			
0079679	5/12/2022	Outst	V0207081	5/6/2022	B0003808	93.34		93.34
0079679	5/12/2022	Outst	V0207214	5/10/2022	B0003808	236.95		236.95
0079679	5/12/2022	Outst	V0207080	5/6/2022	B0003808	528.99		528.99
0079769	5/19/2022	Outst	V0207215	5/10/2022	B0003808	283.14		283.14
0079888	5/26/2022	Outst	V0207614	5/23/2022	B0003808	102.96		102.96
Vendor Totals						1,245.38		1,245.38
Vendor	Amy C. Neff		Vendor ID		0485716			
0079939	5/26/2022	Outst	V0207663	5/24/2022		53.24		53.24
Vendor Totals						53.24		53.24
Vendor	Amy M. Dixon-kolar		Vendor ID		0146918			

Check Number	Check Date	Check Status	Voucher ID	Voucher Date	P.O./BPO Number	Voucher Amount	Cash Discount	Check Amount
0003649	5/5/2022	Outst	V0206207	4/25/2022	B0003821	1,700.00		1,700.00
0003699	5/26/2022	Outst	V0207413	5/18/2022		2,125.00		2,125.00
Vendor Totals						3,825.00		3,825.00
Vendor	ANDERSON PEST SOLUTIONS			Vendor ID	0394375			
0079680	5/12/2022	Outst	V0207082	5/6/2022	B0003578	89.25		89.25
0079889	5/26/2022	Outst	V0207541	5/18/2022	B0003748	89.25		89.25
Vendor Totals						178.50		178.50
Vendor	Angelica Santana			Vendor ID	0317983			
0079955	5/26/2022	Outst	V0207810	5/26/2022		320.00		320.00
Vendor Totals						320.00		320.00
Vendor	Anna A. Enriquez			Vendor ID	0007384			
0079710	5/12/2022	Outst	V0207238	5/10/2022		160.00		160.00
Vendor Totals						160.00		160.00
Vendor	Anne Humphrey			Vendor ID	0297654			
0079723	5/12/2022	Outst	V0207240	5/10/2022		150.00		150.00
Vendor Totals						150.00		150.00
Vendor	APPLIED COMMUNICATIONS G			Vendor ID	0394401			
0079771	5/19/2022	Outst	V0207552	5/19/2022	P0006178	912.00		912.00
Vendor Totals						912.00		912.00
Vendor	Arabella L. Anderson			Vendor ID	0273779			
0079770	5/19/2022	Outst	V0207532	5/18/2022		500.00		500.00
Vendor Totals						500.00		500.00
Vendor	Arends Hogan Walker LLC			Vendor ID	0495651			
0079890	5/26/2022	Outst	V0207758	5/25/2022		383.90		383.90

Check Number	Check Date	Check Status	Voucher ID	Voucher Date	P.O./BPO Number	Voucher Amount	Cash Discount	Check Amount
Vendor Totals						383.90		383.90
Vendor	Ashley C. Condon Rapp			Vendor ID	0493570			
0079700	5/12/2022	Outst	V0207358	5/12/2022		300.00		300.00
0079903	5/26/2022	Outst	V0207666	5/24/2022		300.00		300.00
Vendor Totals						600.00		600.00
Vendor	Assessment Technologies			Vendor ID	0440535			
0079681	5/12/2022	Outst	V0206617	4/27/2022		5.00		5.00
Vendor Totals						5.00		5.00
Vendor	ATLAS LANGUAGE SERVICES,			Vendor ID	0394438			
0079682	5/12/2022	Outst	V0206143	4/22/2022		65.00		65.00
0079891	5/26/2022	Outst	V0207762	5/25/2022		198.74		198.74
0079891	5/26/2022	Outst	V0207677	5/25/2022		65.00		65.00
0079891	5/26/2022	Outst	V0207761	5/25/2022		65.00		65.00
Vendor Totals						393.74		393.74
Vendor	Audrey A. Minkalis			Vendor ID	0394509			
0003666	5/12/2022	Outst	V0206790	5/4/2022		520.00		520.00
0003697	5/26/2022	Outst	V0207422	5/18/2022		250.00		250.00
Vendor Totals						770.00		770.00
Vendor	AUTHORIZED FOOD EQUIP SE			Vendor ID	0394444			
0079892	5/26/2022	Outst	V0207678	5/25/2022	B0003560	342.99		342.99
Vendor Totals						342.99		342.99
Vendor	AUTO TECH CENTER			Vendor ID	0394440			
0079683	5/12/2022	Outst	V0207196	5/10/2022		624.00		624.00
Vendor Totals						624.00		624.00

Check Number	Check Date	Check Status	Voucher ID	Voucher Date	P.O./BPO Number	Voucher Amount	Cash Discount	Check Amount
Vendor B&H Photo-Video			Vendor ID 0394500					
0079586	5/5/2022	Outst	V0206214	4/25/2022	P0006258	183.25		183.25
0079586	5/5/2022	Outst	V0206215	4/25/2022	P0006263	3,513.25		3,513.25
0079586	5/5/2022	Outst	V0206692	5/2/2022	P0006262	227.01		227.01
0079586	5/5/2022	Outst	V0206693	5/2/2022	P0006262	1,952.67		1,952.67
0079586	5/5/2022	Outst	V0207074	5/5/2022	P0006155	18.33		18.33
0079684	5/12/2022	Outst	V0207199	5/10/2022	B0003847	2,138.94		2,138.94
0079893	5/26/2022	Outst	V0207584	5/20/2022	B0003847	2,209.94		2,209.94
Vendor Totals						10,243.39		10,243.39
Vendor Ball Horticultural Co			Vendor ID 0486622					
0079685	5/12/2022	Outst	V0207279	5/11/2022		754.94		754.94
0079685	5/12/2022	Outst	V0207280	5/11/2022		51.03		51.03
0079685	5/12/2022	Outst	V0207282	5/11/2022	P0006100	1,049.70		1,049.70
0079772	5/19/2022	Outst	V0207281	5/11/2022		133.27		133.27
Vendor Totals						1,988.94		1,988.94
Vendor BankMobile Technologies			Vendor ID 0461485					
0079894	5/26/2022	Outst	V0207216	5/10/2022		57.30		57.30
Vendor Totals						57.30		57.30
Vendor Banner Plumbing Supply C			Vendor ID 0462299					
0079773	5/19/2022	Outst	V0206658	4/29/2022	B0003579	185.08		185.08
Vendor Totals						185.08		185.08
Vendor Beacon Technologies Inc			Vendor ID 0480210					
0079895	5/26/2022	Outst	V0207585	5/20/2022		145.00		145.00
0079895	5/26/2022	Outst	V0207763	5/25/2022	B0003826	464.00		464.00

Check Number	Check Date	Check Status	Voucher ID	Voucher Date	P.O./BPO Number	Voucher Amount	Cash Discount	Check Amount
Vendor Totals						609.00		609.00
Vendor	Best Plumbing Specialtie			Vendor ID	0487770			
0079774	5/19/2022	Outst	V0207217	5/10/2022	B0003837	110.76		110.76
Vendor Totals						110.76		110.76
Vendor	BeyondTrust Corporation			Vendor ID	0443728			
0079588	5/5/2022	Outst	V0206212	4/25/2022	P0006272	8,180.77		8,180.77
Vendor Totals						8,180.77		8,180.77
Vendor	BHFX LLC			Vendor ID	0448091			
0003669	5/12/2022	Outst	V0207083	5/6/2022		381.00		381.00
Vendor Totals						381.00		381.00
Vendor	Birdsong Inc			Vendor ID	0485816			
0079775	5/19/2022	Outst	V0207364	5/12/2022		691.00		691.00
Vendor Totals						691.00		691.00
Vendor	Blackbaud Inc			Vendor ID	0394517			
0079776	5/19/2022	Outst	V0207348	5/11/2022		13,931.00		13,931.00
Vendor Totals						13,931.00		13,931.00
Vendor	Blind Connection Inc			Vendor ID	0495032			
0079688	5/12/2022	Outst	V0207218	5/10/2022	P0006292	2,488.05		2,488.05
Vendor Totals						2,488.05		2,488.05
Vendor	Boston Academic Publishi			Vendor ID	0473315			
0079896	5/26/2022	Outst	V0207619	5/23/2022	P0006343	778.70		778.70
Vendor Totals						778.70		778.70
Vendor	Brand Tastik Promotional			Vendor ID	0448502			
0079780	5/19/2022	Outst	V0207548	5/18/2022		1,594.28		1,594.28

Check Number	Check Date	Check Status	Voucher ID	Voucher Date	P.O./BPO Number	Voucher Amount	Cash Discount	Check Amount
Vendor Totals						1,594.28		1,594.28
Vendor	Brenda O. Meza			Vendor ID	0493960			
0079632	5/5/2022	Outst	V0206704	5/2/2022		125.00		125.00
Vendor Totals						125.00		125.00
Vendor	Brent Miller			Vendor ID	0495541			
0079738	5/12/2022	Outst	V0207183	5/10/2022		160.00		160.00
Vendor Totals						160.00		160.00
Vendor	Bretns Mailing Equipment			Vendor ID	0394553			
0079689	5/12/2022	Outst	V0207084	5/6/2022		131.00		131.00
Vendor Totals						131.00		131.00
Vendor	Bright Insight Computer			Vendor ID	0394558			
0079589	5/5/2022	Outst	V0206694	5/2/2022		750.00		750.00
Vendor Totals						750.00		750.00
Vendor	BrightView Acquisition H			Vendor ID	0429657			
0079898	5/26/2022	Outst	V0207620	5/23/2022	B0003870	9,837.50		9,837.50
0079898	5/26/2022	Outst	V0207679	5/25/2022	B0003870	9,837.50		9,837.50
Vendor Totals						19,675.00		19,675.00
Vendor	Bruce A. Roberts			Vendor ID	0447861			
0079753	5/12/2022	Outst	V0207323	5/11/2022		400.00		400.00
Vendor Totals						400.00		400.00
Vendor	Brucker Company			Vendor ID	0394572			
0004554	5/26/2022	Outst	V0207680	5/25/2022	B0003876	2,450.00		2,450.00
Vendor Totals						2,450.00		2,450.00
Vendor	Brynmorgen Press Inc			Vendor ID	0458377			

Check Number	Check Date	Check Status	Voucher ID	Voucher Date	P.O./BPO Number	Voucher Amount	Cash Discount	Check Amount
0079590	5/5/2022	Outst	V0206707	5/2/2022		47.83		47.83
Vendor Totals						47.83		47.83
Vendor	Bull Valley Ford Inc			Vendor ID	0394585			
0079782	5/19/2022	Outst	V0207540	5/18/2022	B0003623	76.70		76.70
Vendor Totals						76.70		76.70
Vendor	Burriss Equipment Co			Vendor ID	0483919			
0079690	5/12/2022	Outst	V0207219	5/10/2022	B0003857	18,995.06		18,995.06
Vendor Totals						18,995.06		18,995.06
Vendor	Campion Curran Law Pc			Vendor ID	0394606			
0079784	5/19/2022	Outst	V0207547	5/18/2022		150.00		150.00
Vendor Totals						150.00		150.00
Vendor	Campus Works Inc			Vendor ID	0484270			
0079691	5/12/2022	Outst	V0207283	5/11/2022		39,486.00		39,486.00
0079899	5/26/2022	Outst	V0207586	5/20/2022		39,486.00		39,486.00
Vendor Totals						78,972.00		78,972.00
Vendor	CAPSIM MANAGEMENT SIMULA			Vendor ID	0394619			
0079786	5/19/2022	Outst	V0207565	5/19/2022	P0006342	1,034.70		1,034.70
Vendor Totals						1,034.70		1,034.70
Vendor	Carrie A. McClellan			Vendor ID	0159833			
0079838	5/19/2022	Outst	V0207511	5/18/2022		22.50		22.50
Vendor Totals						22.50		22.50
Vendor	Carrillo Photo			Vendor ID	0452522			
0003683	5/19/2022	Outst	V0206218	4/25/2022	P0006243	450.00		450.00
Vendor Totals						450.00		450.00

Check Number	Check Date	Check Status	Voucher ID	Voucher Date	P.O./BPO Number	Voucher Amount	Cash Discount	Check Amount
Vendor	Castle Branch Inc		Vendor ID		0394653			
0004545	5/19/2022	Outst	V0207402	5/18/2022		191.00		191.00
Vendor Totals						191.00		191.00
Vendor	CDW Government Inc		Vendor ID		0394664			
0079592	5/5/2022	Outst	V0206619	4/27/2022		131.67		131.67
0079693	5/12/2022	Outst	V0206620	4/27/2022		1,185.03		1,185.03
0079787	5/19/2022	Outst	V0207086	5/6/2022	P0006283	12,672.20		12,672.20
0079787	5/19/2022	Outst	V0207087	5/6/2022		88.87		88.87
Vendor Totals						14,077.77		14,077.77
Vendor	Cengage Learning		Vendor ID		0394666			
0079900	5/26/2022	Outst	V0207269	5/11/2022		129.75		129.75
Vendor Totals						129.75		129.75
Vendor	Chester Juszczuk, Jr.		Vendor ID		0404210			
0079620	5/5/2022	Outst	V0206762	5/4/2022		37.67		37.67
0079729	5/12/2022	Outst	V0207187	5/10/2022		39.72		39.72
0079827	5/19/2022	Outst	V0207451	5/18/2022		34.05		34.05
0079929	5/26/2022	Outst	V0207660	5/24/2022		33.75		33.75
Vendor Totals						145.19		145.19
Vendor	Christen L. Louderman		Vendor ID		0446523			
0079627	5/5/2022	Outst	V0206856	5/5/2022		27.10		27.10
Vendor Totals						27.10		27.10
Vendor	Christopher C. Gluth		Vendor ID		0435375			
0079805	5/19/2022	Outst	V0207535	5/18/2022		27.85		27.85
0079805	5/19/2022	Outst	V0207536	5/18/2022		64.42		64.42

Check Number	Check Date	Check Status	Voucher ID	Voucher Date	P.O./BPO Number	Voucher Amount	Cash Discount	Check Amount
Vendor Totals						92.27		92.27
Vendor	Chronicle of Higher Educ			Vendor ID	0394714			
0079694	5/12/2022	Outst	V0207347	5/11/2022		119.00		119.00
Vendor Totals						119.00		119.00
Vendor	Cintas Fire Protection			Vendor ID	0394446			
0004555	5/26/2022	Outst	V0207588	5/20/2022		6,822.39		6,822.39
Vendor Totals						6,822.39		6,822.39
Vendor	City Electric Supply IL			Vendor ID	0394727			
0079593	5/5/2022	Outst	V0206696	5/2/2022		360.68		360.68
0079593	5/5/2022	Outst	V0206697	5/2/2022		772.14		772.14
0079593	5/5/2022	Outst	V0206698	5/2/2022	B0003583	61.36		61.36
0079901	5/26/2022	Outst	V0207764	5/25/2022		87.76		87.76
0079901	5/26/2022	Outst	V0207765	5/25/2022		11.87		11.87
Vendor Totals						1,293.81		1,293.81
Vendor	City of Crystal Lake			Vendor ID	0394725			
0079695	5/12/2022	Outst	V0207223	5/10/2022		539.01		539.01
0079788	5/19/2022	Outst	V0207403	5/18/2022		300.00		300.00
Vendor Totals						839.01		839.01
Vendor	Cleared4 Inc			Vendor ID	0491325			
0079696	5/12/2022	Outst	V0207088	5/6/2022		79.60		79.60
Vendor Totals						79.60		79.60
Vendor	Cody G. Loyd			Vendor ID	0303263			
0079628	5/5/2022	Outst	V0206764	5/4/2022		22.46		22.46
Vendor Totals						22.46		22.46

Check Number	Check Date	Check Status	Voucher ID	Voucher Date	P.O./BPO Number	Voucher Amount	Cash Discount	Check Amount
Vendor	Cody J. Klimek			Vendor ID	0488295			
0079829	5/19/2022	Outst	V0207509	5/18/2022		60.00		60.00
Vendor Totals						60.00		60.00
Vendor	Cogent Communications In			Vendor ID	0394744			
0079697	5/12/2022	Outst	V0207213	5/10/2022		1,900.00		1,900.00
Vendor Totals						1,900.00		1,900.00
Vendor	COM ED			Vendor ID	0394771			
0079698	5/12/2022	Outst	V0207349	5/12/2022		308.81		308.81
0079790	5/19/2022	Outst	V0206700	5/2/2022		1,040.25		1,040.25
0079790	5/19/2022	Outst	V0207410	5/18/2022		19.00		19.00
Vendor Totals						1,368.06		1,368.06
Vendor	COMCAST			Vendor ID	0395565			
0079594	5/5/2022	Outst	V0206699	5/2/2022		4,630.83		4,630.83
0079699	5/12/2022	Outst	V0207089	5/6/2022		355.59		355.59
Vendor Totals						4,986.42		4,986.42
Vendor	Concept 2 Inc			Vendor ID	0495150			
0079902	5/26/2022	Outst	V0207787	5/26/2022	P0006291	1,135.00		1,135.00
Vendor Totals						1,135.00		1,135.00
Vendor	Connecting Differences L			Vendor ID	0484266			
0079791	5/19/2022	Outst	V0207416	5/18/2022		150.00		150.00
Vendor Totals						150.00		150.00
Vendor	Conserv FS Inc			Vendor ID	0394780			
0003650	5/5/2022	Outst	V0205953	4/18/2022	P0006075	4,400.00		4,400.00
Vendor Totals						4,400.00		4,400.00

Check Number	Check Date	Check Status	Voucher ID	Voucher Date	P.O./BPO Number	Voucher Amount	Cash Discount	Check Amount
Vendor Copy Express Inc			Vendor ID 0394790					
0003651	5/5/2022	Outst	V0205905	4/13/2022		59.65		59.65
0003670	5/12/2022	Outst	V0206157	4/22/2022		99.87		99.87
0003684	5/19/2022	Outst	V0207411	5/18/2022		374.08		374.08
Vendor Totals						533.60		533.60
Vendor Cornerstone Staffing Sol			Vendor ID 0481743					
0079702	5/12/2022	Outst	V0207195	5/10/2022		1,998.00		1,998.00
0079793	5/19/2022	Outst	V0207401	5/18/2022		1,298.70		1,298.70
Vendor Totals						3,296.70		3,296.70
Vendor Courtney L. Turner			Vendor ID 0268883					
0079667	5/5/2022	Outst	V0206812	5/4/2022		38.72		38.72
Vendor Totals						38.72		38.72
Vendor Cozzini Bros Inc			Vendor ID 0453572					
0079704	5/12/2022	Outst	V0206659	4/29/2022	B0003556	54.00		54.00
0079704	5/12/2022	Outst	V0206660	4/29/2022		36.00		36.00
0079904	5/26/2022	Outst	V0207222	5/10/2022		90.00		90.00
Vendor Totals						180.00		180.00
Vendor Crescent Electric Supply			Vendor ID 0394818					
0003652	5/5/2022	Outst	V0205906	4/13/2022	B0003782	919.25		919.25
0003700	5/26/2022	Outst	V0207091	5/6/2022	B0003782	729.44		729.44
0003700	5/26/2022	Outst	V0207624	5/23/2022	B0003782	666.50		666.50
Vendor Totals						2,315.19		2,315.19
Vendor Crystal Lake Park Distri			Vendor ID 0415160					
0079905	5/26/2022	Outst	V0207092	5/6/2022		621.60		621.60

Check Number	Check Date	Check Status	Voucher ID	Voucher Date	P.O./BPO Number	Voucher Amount	Cash Discount	Check Amount
Vendor Totals						621.60		621.60
Vendor	Crystal Lake Teen Center			Vendor ID	0493819			
0079706	5/12/2022	Outst	V0207224	5/10/2022		229.13		229.13
Vendor Totals						229.13		229.13
Vendor	Daniel Micucci			Vendor ID	0453605			
0079633	5/5/2022	Outst	V0206705	5/2/2022		160.00		160.00
0079844	5/19/2022	Outst	V0207361	5/12/2022		345.00		345.00
Vendor Totals						505.00		505.00
Vendor	Dawn Gilman			Vendor ID	0018100			
0003693	5/26/2022	Outst	V0207101	5/6/2022		156.00		156.00
0003693	5/26/2022	Outst	V0207100	5/6/2022	B0003586	39.50		39.50
Vendor Totals						195.50		195.50
Vendor	Delicious Unlimited			Vendor ID	0414865			
0079595	5/5/2022	Outst	V0206220	4/25/2022	B0003812	322.85	4.84	318.01
0079794	5/19/2022	Outst	V0207566	5/19/2022	B0003812	325.10		325.10
0079794	5/19/2022	Outst	V0207567	5/19/2022	B0003812	325.10		325.10
0079794	5/19/2022	Outst	V0207568	5/19/2022	B0003812	325.10	4.88	320.22
0079906	5/26/2022	Outst	V0207629	5/23/2022	B0003812	320.60	4.81	315.79
Vendor Totals						1,618.75	14.53	1,604.22
Vendor	Dell Financial Services			Vendor ID	0401912			
0003671	5/12/2022	Outst	V0206834	5/4/2022		46,116.35		46,116.35
0003671	5/12/2022	Outst	V0206835	5/4/2022		29,251.02		29,251.02
0003701	5/26/2022	Outst	V0207631	5/23/2022	B0003784	99,940.51		99,940.51
0003701	5/26/2022	Outst	V0206775	5/4/2022		2,821.36		2,821.36

Check Number	Check Date	Check Status	Voucher ID	Voucher Date	P.O./BPO Number	Voucher Amount	Cash Discount	Check Amount
Vendor Totals						178,129.24		178,129.24
Vendor	Development Dimensions I			Vendor ID	0394865			
0079907	5/26/2022	Outst	V0207225	5/10/2022	B0003804	2,420.61		2,420.61
0079907	5/26/2022	Outst	V0207367	5/16/2022	B0003648	173.99		173.99
Vendor Totals						2,594.60		2,594.60
Vendor	Dimitria Harding			Vendor ID	0495610			
0079810	5/19/2022	Outst	V0207362	5/12/2022		501.85		501.85
Vendor Totals						501.85		501.85
Vendor	Directv			Vendor ID	0394902			
0079597	5/5/2022	Outst	V0206753	5/4/2022	B0003753	174.24		174.24
Vendor Totals						174.24		174.24
Vendor	DLT Solutions LLC			Vendor ID	0394910			
0079908	5/26/2022	Outst	V0207227	5/10/2022	P0006270	13,804.62		13,804.62
Vendor Totals						13,804.62		13,804.62
Vendor	Door Services Inc			Vendor ID	0467593			
0079598	5/5/2022	Outst	V0206701	5/2/2022	B0003597	654.00		654.00
Vendor Totals						654.00		654.00
Vendor	Eagle Technical Services			Vendor ID	0471730			
0079909	5/26/2022	Outst	V0207236	5/10/2022	P0006304	1,500.00		1,500.00
Vendor Totals						1,500.00		1,500.00
Vendor	EAGLE TRAINING SERVICES			Vendor ID	0394940			
0079599	5/5/2022	Outst	V0206160	4/22/2022		4,150.00		4,150.00
0079799	5/19/2022	Outst	V0206776	5/4/2022		4,150.00		4,150.00
0079910	5/26/2022	Outst	V0207595	5/20/2022		4,150.00		4,150.00

Check Number	Check Date	Check Status	Voucher ID	Voucher Date	P.O./BPO Number	Voucher Amount	Cash Discount	Check Amount
0079910	5/26/2022	Outst	V0207596	5/20/2022		4,150.00		4,150.00
Vendor Totals						16,600.00		16,600.00
Vendor	Eby Graphics Inc			Vendor ID	0424872			
0003653	5/5/2022	Outst	V0205909	4/13/2022		997.50		997.50
0003672	5/12/2022	Outst	V0206254	4/26/2022		366.26		366.26
Vendor Totals						1,363.76		1,363.76
Vendor	Eco Promotional Products			Vendor ID	0401006			
0079911	5/26/2022	Outst	V0207633	5/23/2022	P0006255	6,116.63		6,116.63
Vendor Totals						6,116.63		6,116.63
Vendor	Edith Sanchez Hernandez			Vendor ID	0478645			
0079651	5/5/2022	Outst	V0206858	5/5/2022		500.00		500.00
Vendor Totals						500.00		500.00
Vendor	EDUCAUSE			Vendor ID	0394967			
0004556	5/26/2022	Outst	V0207093	5/6/2022		2,170.00		2,170.00
Vendor Totals						2,170.00		2,170.00
Vendor	Edward a. Leidecker			Vendor ID	0421923			
0079623	5/5/2022	Outst	V0206854	5/5/2022		360.13		360.13
Vendor Totals						360.13		360.13
Vendor	Edward Don Co			Vendor ID	0394914			
0079708	5/12/2022	Outst	V0207094	5/6/2022	B0003553	164.16		164.16
Vendor Totals						164.16		164.16
Vendor	Elizabeth Ann Trummel			Vendor ID	0451809			
0079800	5/19/2022	Outst	V0207426	5/18/2022		75.00		75.00
0079800	5/19/2022	Outst	V0207427	5/18/2022		75.00		75.00

Check Number	Check Date	Check Status	Voucher ID	Voucher Date	P.O./BPO Number	Voucher Amount	Cash Discount	Check Amount
Vendor Totals						150.00		150.00
Vendor	Ellucian Company Lp			Vendor ID	0394859			
0079709	5/12/2022	Outst	V0207095	5/6/2022	B0003862	68,401.00		68,401.00
Vendor Totals						68,401.00		68,401.00
Vendor	Emily C. Zack			Vendor ID	0045868			
0079670	5/5/2022	Outst	V0206772	5/4/2022		257.42		257.42
Vendor Totals						257.42		257.42
Vendor	Emily E. Markowski			Vendor ID	0465456			
0079836	5/19/2022	Outst	V0207510	5/18/2022		80.00		80.00
Vendor Totals						80.00		80.00
Vendor	Empire Cooler Service In			Vendor ID	0394990			
0004523	5/5/2022	Recon	V0206778	5/4/2022	B0003552	82.00		82.00
0004523	5/5/2022	Recon	V0206781	5/4/2022	B0003619	75.00		75.00
Vendor Totals						157.00		157.00
Vendor	Equipment Depot of Illin			Vendor ID	0494234			
0079711	5/12/2022	Outst	V0207190	5/10/2022		68.00		68.00
Vendor Totals						68.00		68.00
Vendor	Essential Water Technolo			Vendor ID	0494140			
0079600	5/5/2022	Outst	V0206161	4/22/2022		400.00		400.00
Vendor Totals						400.00		400.00
Vendor	Farheen B. Syed			Vendor ID	0472749			
0079867	5/19/2022	Outst	V0207513	5/18/2022		90.00		90.00
Vendor Totals						90.00		90.00
Vendor	Federal Express Corp			Vendor ID	0395043			

Check Number	Check Date	Check Status	Voucher ID	Voucher Date	P.O./BPO Number	Voucher Amount	Cash Discount	Check Amount
0079601	5/5/2022	Outst	V0206779	5/4/2022		111.64		111.64
0079712	5/12/2022	Outst	V0207228	5/10/2022		42.55		42.55
0079913	5/26/2022	Outst	V0207635	5/23/2022		36.49		36.49
0079913	5/26/2022	Outst	V0207766	5/25/2022		31.01		31.01
Vendor Totals						221.69		221.69
Vendor	FEDEX GROUND		Vendor ID		0396487			
0079602	5/5/2022	Outst	V0206709	5/2/2022		122.71		122.71
0079602	5/5/2022	Outst	V0206721	5/2/2022		15.76		15.76
0079603	5/5/2022	Outst	V0206708	5/2/2022		44.20		44.20
0079604	5/5/2022	Outst	V0206730	5/2/2022		18.09		18.09
0079713	5/12/2022	Outst	V0207271	5/11/2022		109.83		109.83
0079714	5/12/2022	Outst	V0207270	5/11/2022		36.10		36.10
0079914	5/26/2022	Outst	V0207572	5/20/2022		14.99		14.99
0079915	5/26/2022	Outst	V0207571	5/20/2022		10.78		10.78
Vendor Totals						372.46		372.46
Vendor	First Communications LLC		Vendor ID		0423276			
0004533	5/12/2022	Recon	V0207229	5/10/2022		685.47		685.47
Vendor Totals						685.47		685.47
Vendor	Fisher Scientific		Vendor ID		0395070			
0079715	5/12/2022	Outst	V0205659	4/8/2022	B0003828	103.55		103.55
0079715	5/12/2022	Outst	V0205675	4/11/2022	B0003828	-270.84		-270.84
0079715	5/12/2022	Outst	V0207284	5/11/2022	P0006167	6,115.34		6,115.34
0079802	5/19/2022	Outst	V0207371	5/16/2022	B0003828	621.84		621.84
0079802	5/19/2022	Outst	V0207372	5/16/2022	B0003828	253.50		253.50
0079802	5/19/2022	Outst	V0207414	5/18/2022	B0003828	61.75		61.75

Check Number	Check Date	Check Status	Voucher ID	Voucher Date	P.O./BPO Number	Voucher Amount	Cash Discount	Check Amount
Vendor Totals						6,885.14		6,885.14
Vendor	Fortune Fish Company			Vendor ID	0395093			
0004524	5/5/2022	Recon	V0206748	5/3/2022	B0003860	257.93		257.93
0004524	5/5/2022	Recon	V0205712	4/12/2022	B0003807	720.41		720.41
0004524	5/5/2022	Recon	V0206747	5/3/2022	B0003860	295.15		295.15
0004534	5/12/2022	Recon	V0207285	5/11/2022	B0003865	265.05		265.05
0004546	5/19/2022	Recon	V0206255	4/26/2022	B0003807	469.88		469.88
0004557	5/26/2022	Outst	V0207185	5/10/2022	B0003860	646.92		646.92
0004557	5/26/2022	Outst	V0207206	5/10/2022	B0003807	92.90		92.90
Vendor Totals						2,748.24		2,748.24
Vendor	Fox Valley Fire and Safe			Vendor ID	0403450			
0004525	5/5/2022	Recon	V0206661	4/29/2022		1,586.00		1,586.00
Vendor Totals						1,586.00		1,586.00
Vendor	FRIENDS OF MCC FOUNDATIO			Vendor ID	0394202			
0079605	5/5/2022	Outst	V0206758	5/4/2022		1,118.84		1,118.84
0079606	5/5/2022	Outst	V0206759	5/4/2022		5.00		5.00
0079803	5/19/2022	Outst	V0207518	5/18/2022		1,118.84		1,118.84
0079804	5/19/2022	Outst	V0207519	5/18/2022		5.00		5.00
Vendor Totals						2,247.68		2,247.68
Vendor	Fva Tree Service & Lands			Vendor ID	0464251			
0079917	5/26/2022	Outst	V0207628	5/23/2022	P0006202	900.00		900.00
Vendor Totals						900.00		900.00
Vendor	GFL Environmental Servic			Vendor ID	0495214			
0079607	5/5/2022	Outst	V0206780	5/4/2022		494.78		494.78

Check Number	Check Date	Check Status	Voucher ID	Voucher Date	P.O./BPO Number	Voucher Amount	Cash Discount	Check Amount
Vendor Totals						494.78		494.78
Vendor	Giftcraft Inc		Vendor ID		0469231			
0079608	5/5/2022	Outst	V0206718	5/2/2022		363.61		363.61
0079608	5/5/2022	Outst	V0206720	5/2/2022		26.00		26.00
0079608	5/5/2022	Outst	V0206719	5/2/2022		62.00		62.00
Vendor Totals						451.61		451.61
Vendor	Gina M. McConoughey		Vendor ID		0020173			
0003665	5/12/2022	Outst	V0207189	5/10/2022		760.63		760.63
Vendor Totals						760.63		760.63
Vendor	Global Equipment Co Inc		Vendor ID		0395631			
0079716	5/12/2022	Outst	V0207243	5/10/2022		204.89		204.89
Vendor Totals						204.89		204.89
Vendor	GORDON FOOD SERVICE		Vendor ID		0395263			
0079609	5/5/2022	Outst	V0206838	5/4/2022	B0003550	34.01		34.01
0079609	5/5/2022	Outst	V0206844	5/4/2022	B0003550	78.02		78.02
0079609	5/5/2022	Outst	V0206843	5/4/2022	B0003549	71.21		71.21
0079609	5/5/2022	Outst	V0206842	5/4/2022	B0003549	89.63		89.63
0079609	5/5/2022	Outst	V0206841	5/4/2022	B0003550	60.90		60.90
0079609	5/5/2022	Outst	V0206839	5/4/2022	B0003550	74.10		74.10
0079609	5/5/2022	Outst	V0206837	5/4/2022	B0003550	78.02		78.02
0079609	5/5/2022	Outst	V0206258	4/26/2022	B0003550	1,686.00		1,686.00
0079609	5/5/2022	Outst	V0206257	4/26/2022	B0003549	225.23		225.23
0079609	5/5/2022	Outst	V0206256	4/26/2022	B0003550	2,113.87		2,113.87
0079609	5/5/2022	Outst	V0205733	4/12/2022	B0003830	560.96		560.96
0079609	5/5/2022	Outst	V0205732	4/12/2022	B0003830	297.19		297.19

Check Number	Check Date	Check Status	Voucher ID	Voucher Date	P.O./BPO Number	Voucher Amount	Cash Discount	Check Amount
0079609	5/5/2022	Outst	V0206840	5/4/2022	B0003550	136.52		136.52
0079717	5/12/2022	Outst	V0206170	4/22/2022	B0003830	26.86		26.86
0079717	5/12/2022	Outst	V0207102	5/6/2022	B0003830	76.05		76.05
0079717	5/12/2022	Outst	V0206666	4/29/2022	B0003550	-6.74		-6.74
0079717	5/12/2022	Outst	V0206665	4/29/2022	B0003550	1,887.17		1,887.17
0079717	5/12/2022	Outst	V0206662	4/29/2022	B0003549	68.00		68.00
0079717	5/12/2022	Outst	V0206663	4/29/2022	B0003550	2,106.77		2,106.77
0079717	5/12/2022	Outst	V0206167	4/22/2022	B0003830	57.55		57.55
0079717	5/12/2022	Outst	V0206166	4/22/2022	B0003830	79.32		79.32
0079717	5/12/2022	Outst	V0206165	4/22/2022	B0003830	31.78		31.78
0079717	5/12/2022	Outst	V0206164	4/22/2022	B0003830	14.99		14.99
0079717	5/12/2022	Outst	V0206163	4/22/2022	B0003830	411.62		411.62
0079717	5/12/2022	Outst	V0206162	4/22/2022	B0003830	349.37		349.37
0079717	5/12/2022	Outst	V0206664	4/29/2022	B0003549	320.24		320.24
0079807	5/19/2022	Outst	V0207104	5/6/2022	B0003550	-63.45		-63.45
0079807	5/19/2022	Outst	V0207109	5/6/2022	B0003550	2,151.08		2,151.08
0079807	5/19/2022	Outst	V0207108	5/6/2022	B0003549	353.96		353.96
0079807	5/19/2022	Outst	V0207107	5/6/2022	B0003550	-13.74		-13.74
0079807	5/19/2022	Outst	V0207105	5/6/2022	B0003549	216.83		216.83
0079807	5/19/2022	Outst	V0207103	5/6/2022	B0003830	93.16		93.16
0079807	5/19/2022	Outst	V0206667	4/29/2022	B0003550	34.41		34.41
0079807	5/19/2022	Outst	V0206168	4/22/2022	B0003830	25.22		25.22
0079807	5/19/2022	Outst	V0207106	5/6/2022	B0003550	2,832.51		2,832.51
0079918	5/26/2022	Outst	V0207117	5/6/2022	B0003830	45.77		45.77
0079918	5/26/2022	Outst	V0207118	5/6/2022	B0003830	17.62		17.62

Check Number	Check Date	Check Status	Voucher ID	Voucher Date	P.O./BPO Number	Voucher Amount	Cash Discount	Check Amount
0079918	5/26/2022	Outst	V0207767	5/25/2022	B0003550	28.94		28.94
0079918	5/26/2022	Outst	V0207235	5/10/2022	B0003550	1,385.54		1,385.54
0079918	5/26/2022	Outst	V0207233	5/10/2022	B0003549	210.78		210.78
0079918	5/26/2022	Outst	V0207231	5/10/2022	B0003549	13.58		13.58
0079918	5/26/2022	Outst	V0207768	5/25/2022	B0003550	78.02		78.02
0079918	5/26/2022	Outst	V0207115	5/6/2022	B0003830	54.88		54.88
0079918	5/26/2022	Outst	V0207114	5/6/2022	B0003830	142.79		142.79
0079918	5/26/2022	Outst	V0207113	5/6/2022	B0003830	158.07		158.07
0079918	5/26/2022	Outst	V0207112	5/6/2022	B0003830	37.94		37.94
0079918	5/26/2022	Outst	V0207111	5/6/2022	B0003830	282.53		282.53
0079918	5/26/2022	Outst	V0207110	5/6/2022	B0003830	20.68		20.68
0079918	5/26/2022	Outst	V0207232	5/10/2022	B0003550	1,819.04		1,819.04
0079918	5/26/2022	Outst	V0207116	5/6/2022	B0003830	38.71		38.71
Vendor Totals						20,893.51		20,893.51
Vendor	Grainger		Vendor ID	0395271				
0079610	5/5/2022	Outst	V0206259	4/26/2022	B0003832	151.07		151.07
0079718	5/12/2022	Outst	V0207123	5/6/2022	B0003832	207.13		207.13
0079718	5/12/2022	Outst	V0207120	5/6/2022	B0003832	573.90		573.90
0079718	5/12/2022	Outst	V0207121	5/6/2022	B0003832	96.94		96.94
0079718	5/12/2022	Outst	V0207122	5/6/2022	B0003832	22.60		22.60
0079808	5/19/2022	Outst	V0207119	5/6/2022	B0003832	153.50		153.50
0079919	5/26/2022	Outst	V0207246	5/10/2022	B0003630	235.18		235.18
0079919	5/26/2022	Outst	V0207688	5/25/2022	B0003866	29.13		29.13
0079919	5/26/2022	Outst	V0207245	5/10/2022	B0003832	25.02		25.02
Vendor Totals						1,494.47		1,494.47

Check Number	Check Date	Check Status	Voucher ID	Voucher Date	P.O./BPO Number	Voucher Amount	Cash Discount	Check Amount
Vendor Graphic 14 Inc.				Vendor ID 0395278				
0003661	5/12/2022	Outst	V0205968	4/18/2022	P0006267	2,244.67		2,244.67
0003661	5/12/2022	Outst	V0206668	4/29/2022		442.81		442.81
Vendor Totals						2,687.48		2,687.48
Vendor Great Lakes Coca-Cola Di				Vendor ID 0394741				
0079611	5/5/2022	Outst	V0206792	5/4/2022	B0003559	627.72		627.72
0079611	5/5/2022	Outst	V0207073	5/5/2022		1,260.42		1,260.42
Vendor Totals						1,888.14		1,888.14
Vendor Gregory Johnson				Vendor ID 0487112				
0079826	5/19/2022	Outst	V0207182	5/10/2022		200.00		200.00
Vendor Totals						200.00		200.00
Vendor Grey House Publishing				Vendor ID 0395296				
0004526	5/5/2022	Recon	V0206227	4/26/2022		123.50		123.50
Vendor Totals						123.50		123.50
Vendor HAGG PRESS				Vendor ID 0395318				
0079921	5/26/2022	Outst	V0207641	5/23/2022		11,057.90		11,057.90
Vendor Totals						11,057.90		11,057.90
Vendor Harvard Milk Days Inc				Vendor ID 0433365				
0079812	5/19/2022	Outst	V0207530	5/18/2022		1,500.00		1,500.00
Vendor Totals						1,500.00		1,500.00
Vendor HEALTH CARE SERVICE CORP				Vendor ID 0395350				
0079613	5/5/2022	Outst	V0206782	5/4/2022		17.54		17.54
Vendor Totals						17.54		17.54
Vendor Healthstream Inc				Vendor ID 0395352				

Check Number	Check Date	Check Status	Voucher ID	Voucher Date	P.O./BPO Number	Voucher Amount	Cash Discount	Check Amount
0079813	5/19/2022	Outst	V0207418	5/18/2022		1,124.90		1,124.90
0079813	5/19/2022	Outst	V0207421	5/18/2022		216.00		216.00
Vendor Totals						1,340.90		1,340.90
Vendor	Heidi M. Boring			Vendor ID	0313494			
0003680	5/19/2022	Outst	V0207453	5/18/2022		120.30		120.30
Vendor Totals						120.30		120.30
Vendor	Hinckley Springs			Vendor ID	0395388			
0004535	5/12/2022	Recon	V0207286	5/11/2022		95.79		95.79
0004547	5/19/2022	Outst	V0207424	5/18/2022		85.34		85.34
Vendor Totals						181.13		181.13
Vendor	Hobart Corporation			Vendor ID	0406713			
0004527	5/5/2022	Recon	V0206789	5/4/2022		1,603.03		1,603.03
Vendor Totals						1,603.03		1,603.03
Vendor	Home Depot Pro Instituti			Vendor ID	0467764			
0079616	5/5/2022	Outst	V0206798	5/4/2022	B0003605	107.36		107.36
0079722	5/12/2022	Outst	V0207268	5/11/2022	B0003605	43.53		43.53
0079815	5/19/2022	Outst	V0207428	5/18/2022	B0003605	11.72		11.72
0079816	5/19/2022	Outst	V0207537	5/18/2022	B0003605	14.42		14.42
0079817	5/19/2022	Outst	V0207538	5/18/2022	B0003605	297.03		297.03
Vendor Totals						474.06		474.06
Vendor	Hot Potato Creative			Vendor ID	0483934			
0079818	5/19/2022	Outst	V0206587	4/27/2022		2,000.00		2,000.00
Vendor Totals						2,000.00		2,000.00
Vendor	HUMMERT INTERNATIONAL			Vendor ID	0395433			

Check Number	Check Date	Check Status	Voucher ID	Voucher Date	P.O./BPO Number	Voucher Amount	Cash Discount	Check Amount
0079819	5/19/2022	Outst	V0207343	5/11/2022	P0006141	2,353.90		2,353.90
Vendor Totals						2,353.90		2,353.90
Vendor	Huntley Fire Protection			Vendor ID	0462719			
0079922	5/26/2022	Outst	V0207406	5/18/2022	P0006330	2,581.00		2,581.00
Vendor Totals						2,581.00		2,581.00
Vendor	HYPERSTITCH INC			Vendor ID	0395443			
0079820	5/19/2022	Outst	V0207562	5/19/2022		184.50		184.50
Vendor Totals						184.50		184.50
Vendor	IGS Ventures Inc			Vendor ID	0469106			
0079821	5/19/2022	Outst	V0207431	5/18/2022		52,949.32		52,949.32
Vendor Totals						52,949.32		52,949.32
Vendor	Illinois Community Colle			Vendor ID	0395479			
0079724	5/12/2022	Outst	V0207244	5/10/2022		500.00		500.00
0079725	5/12/2022	Outst	V0207249	5/10/2022		435.00		435.00
Vendor Totals						935.00		935.00
Vendor	ILLINOIS CPA SOCIETY			Vendor ID	0395485			
0079822	5/19/2022	Outst	V0206852	5/5/2022		275.00		275.00
Vendor Totals						275.00		275.00
Vendor	Illinois Department of C			Vendor ID	0395471			
0079726	5/12/2022	Outst	V0207124	5/6/2022		2,250.00		2,250.00
Vendor Totals						2,250.00		2,250.00
Vendor	Illinois Department of R			Vendor ID	0400121			
0079617	5/5/2022	Outst	V0206755	5/4/2022		284.26		284.26
0079823	5/19/2022	Outst	V0207523	5/18/2022		276.48		276.48

Check Number	Check Date	Check Status	Voucher ID	Voucher Date	P.O./BPO Number	Voucher Amount	Cash Discount	Check Amount
Vendor Totals						560.74		560.74
Vendor	Illinois Dept Agricultur			Vendor ID	0395489			
0079824	5/19/2022	Outst	V0207446	5/18/2022		60.00		60.00
Vendor Totals						60.00		60.00
Vendor	Informa Usa Inc			Vendor ID	0396721			
0079923	5/26/2022	Outst	V0207573	5/20/2022		81.56		81.56
Vendor Totals						81.56		81.56
Vendor	Ingram Book Group Inc			Vendor ID	0438604			
0079618	5/5/2022	Outst	V0206722	5/2/2022		67.50		67.50
0079924	5/26/2022	Outst	V0207574	5/20/2022		92.23		92.23
Vendor Totals						159.73		159.73
Vendor	INTERSTATE ALL BATTERY C			Vendor ID	0395646			
0079727	5/12/2022	Outst	V0207287	5/11/2022		285.60		285.60
0079727	5/12/2022	Outst	V0207288	5/11/2022		121.80		121.80
0079727	5/12/2022	Outst	V0207289	5/11/2022		142.80		142.80
0079727	5/12/2022	Outst	V0207290	5/11/2022		285.60		285.60
Vendor Totals						835.80		835.80
Vendor	Iron Mountain Secure Shr			Vendor ID	0395656			
0079925	5/26/2022	Outst	V0207250	5/10/2022	B0003722	564.16		564.16
Vendor Totals						564.16		564.16
Vendor	ISES CORPORATION			Vendor ID	0395657			
0079825	5/19/2022	Outst	V0207408	5/18/2022	P0006325	2,985.00		2,985.00
Vendor Totals						2,985.00		2,985.00
Vendor	James C. Stockwell			Vendor ID	0350484			

Check Number	Check Date	Check Status	Voucher ID	Voucher Date	P.O./BPO Number	Voucher Amount	Cash Discount	Check Amount
0079866	5/19/2022	Outst	V0207549	5/18/2022		1,956.00		1,956.00
Vendor Totals						1,956.00		1,956.00
Vendor	James E Jamrozek			Vendor ID	0474912			
0079728	5/12/2022	Outst	V0207353	5/12/2022		2,000.00		2,000.00
Vendor Totals						2,000.00		2,000.00
Vendor	James Gibbons			Vendor ID	0287494			
0003692	5/26/2022	Outst	V0207419	5/18/2022		175.00		175.00
Vendor Totals						175.00		175.00
Vendor	JC Heavy Equipment Repai			Vendor ID	0493810			
0079926	5/26/2022	Outst	V0207126	5/6/2022	P0006164	12,592.90		12,592.90
Vendor Totals						12,592.90		12,592.90
Vendor	Jeffrey M. Lemke			Vendor ID	0404935			
0079624	5/5/2022	Outst	V0206855	5/5/2022		100.80		100.80
Vendor Totals						100.80		100.80
Vendor	Jennifer L. Boyd			Vendor ID	0281526			
0079897	5/26/2022	Outst	V0207662	5/24/2022		73.45		73.45
Vendor Totals						73.45		73.45
Vendor	Jennifer Rainey			Vendor ID	0419823			
0079646	5/5/2022	Outst	V0206796	5/4/2022		150.00		150.00
Vendor Totals						150.00		150.00
Vendor	Joey Hager			Vendor ID	0464889			
0079612	5/5/2022	Outst	V0206702	5/2/2022		160.00		160.00
0079720	5/12/2022	Outst	V0207184	5/10/2022		160.00		160.00
Vendor Totals						320.00		320.00

Check Number	Check Date	Check Status	Voucher ID	Voucher Date	P.O./BPO Number	Voucher Amount	Cash Discount	Check Amount
Vendor John P. Bartoski			Vendor ID 0154265					
0079587	5/5/2022	Outst	V0206770	5/4/2022		300.00		300.00
Vendor Totals						300.00		300.00
Vendor Jorge M. Perez			Vendor ID 0487365					
0079748	5/12/2022	Outst	V0207275	5/11/2022		77.22		77.22
0079945	5/26/2022	Outst	V0207774	5/25/2022		38.49		38.49
Vendor Totals						115.71		115.71
Vendor Jorge Navarro			Vendor ID 0494221					
0079619	5/5/2022	Outst	V0206791	5/4/2022		5,531.00		5,531.00
0079928	5/26/2022	Outst	V0207616	5/23/2022		8.00		8.00
Vendor Totals						5,539.00		5,539.00
Vendor Jostens			Vendor ID 0395711					
0004528	5/5/2022	Recon	V0205634	4/8/2022		621.25		621.25
0004528	5/5/2022	Recon	V0205671	4/8/2022		923.00		923.00
0004537	5/12/2022	Recon	V0205396	4/1/2022	B0003715	20.00		20.00
Vendor Totals						1,564.25		1,564.25
Vendor Joyce A. Lande			Vendor ID 0290012					
0079732	5/12/2022	Outst	V0207251	5/10/2022		151.05		151.05
Vendor Totals						151.05		151.05
Vendor Julie M. Sherwood			Vendor ID 0016437					
0079654	5/5/2022	Outst	V0206771	5/4/2022		37.44		37.44
0079755	5/12/2022	Outst	V0207188	5/10/2022		44.36		44.36
Vendor Totals						81.80		81.80
Vendor Kanopy Inc			Vendor ID 0463267					

Check Number	Check Date	Check Status	Voucher ID	Voucher Date	P.O./BPO Number	Voucher Amount	Cash Discount	Check Amount
0003702	5/26/2022	Outst	V0206833	5/4/2022		270.00		270.00
Vendor Totals						270.00		270.00
Vendor Kathryn Nyquist			Vendor ID 0487712					
0079931	5/26/2022	Outst	V0207789	5/26/2022	B0003833	5,500.00		5,500.00
Vendor Totals						5,500.00		5,500.00
Vendor KD & Company LLC			Vendor ID 0495000					
0079730	5/12/2022	Outst	V0206223	4/26/2022	B0003853	1,065.44		1,065.44
0079828	5/19/2022	Outst	V0206670	4/29/2022	B0003853	1,958.26		1,958.26
0079828	5/19/2022	Outst	V0206671	4/29/2022	B0003853	-65.00		-65.00
0079828	5/19/2022	Outst	V0206672	4/29/2022	B0003853	567.21		567.21
0079828	5/19/2022	Outst	V0207127	5/6/2022	B0003853	-1,512.16		-1,512.16
0079932	5/26/2022	Outst	V0207128	5/6/2022	B0003853	241.30		241.30
Vendor Totals						2,255.05		2,255.05
Vendor Kelly F. Barna			Vendor ID 0350559					
0079686	5/12/2022	Outst	V0207274	5/11/2022		17.73		17.73
Vendor Totals						17.73		17.73
Vendor KENDALL/HUNT PUBLISHING			Vendor ID 0395740					
0004548	5/19/2022	Outst	V0206723	5/2/2022		622.44		622.44
Vendor Totals						622.44		622.44
Vendor Kennicott Brothers Compa			Vendor ID 0395741					
0003643	5/5/2022	Outst	V0205760	4/13/2022		83.10		83.10
0003643	5/5/2022	Outst	V0205863	4/13/2022		24.68		24.68
0003643	5/5/2022	Outst	V0206229	4/26/2022		218.15		218.15
0003643	5/5/2022	Outst	V0206230	4/26/2022		726.30		726.30

Check Number	Check Date	Check Status	Voucher ID	Voucher Date	P.O./BPO Number	Voucher Amount	Cash Discount	Check Amount
0003643	5/5/2022	Outst	V0206289	4/27/2022		61.43		61.43
0003643	5/5/2022	Outst	V0206290	4/27/2022		12.25		12.25
0003643	5/5/2022	Outst	V0206291	4/27/2022		136.99		136.99
0003643	5/5/2022	Outst	V0205759	4/13/2022		1,013.75		1,013.75
Vendor Totals						2,276.65		2,276.65
Vendor Klimko Inc			Vendor ID 0395780					
0079830	5/19/2022	Outst	V0207130	5/6/2022		920.00		920.00
Vendor Totals						920.00		920.00
Vendor Knox Swan and Dog LLC			Vendor ID 0495041					
0079731	5/12/2022	Outst	V0207291	5/11/2022		350.00		350.00
Vendor Totals						350.00		350.00
Vendor Kristen A. Mueller			Vendor ID 0448909					
0003645	5/5/2022	Outst	V0206768	5/4/2022		53.00		53.00
0003645	5/5/2022	Outst	V0206769	5/4/2022		51.13		51.13
Vendor Totals						104.13		104.13
Vendor Kristen Goebeler			Vendor ID 0493904					
0079806	5/19/2022	Outst	V0207420	5/18/2022	B0003823	550.00		550.00
0079806	5/19/2022	Outst	V0207230	5/10/2022	B0003823	800.00		800.00
Vendor Totals						1,350.00		1,350.00
Vendor Krueger International In			Vendor ID 0395746					
0003685	5/19/2022	Outst	V0206673	4/29/2022	B0003801	2,039.64		2,039.64
0003685	5/19/2022	Outst	V0206674	4/29/2022	B0003801	718.52		718.52
Vendor Totals						2,758.16		2,758.16
Vendor Laerdal Medical			Vendor ID 0395788					

Check Number	Check Date	Check Status	Voucher ID	Voucher Date	P.O./BPO Number	Voucher Amount	Cash Discount	Check Amount
0004538	5/12/2022	Recon	V0206703	5/2/2022	P0006106	784.72		784.72
Vendor Totals						784.72		784.72
Vendor	Lamar Texas Limited Part			Vendor ID	0494084			
0079831	5/19/2022	Outst	V0207131	5/6/2022	B0003806	3,120.00		3,120.00
Vendor Totals						3,120.00		3,120.00
Vendor	Larry Krengel			Vendor ID	0351588			
0079733	5/12/2022	Outst	V0207292	5/11/2022		840.00		840.00
Vendor Totals						840.00		840.00
Vendor	LERN			Vendor ID	0395832			
0079933	5/26/2022	Outst	V0207691	5/25/2022		5,272.50		5,272.50
Vendor Totals						5,272.50		5,272.50
Vendor	Lester and Rosalie Anixt			Vendor ID	0491328			
0079625	5/5/2022	Outst	V0206260	4/26/2022	B0003822	128.00		128.00
0079734	5/12/2022	Outst	V0206262	4/26/2022	B0003822	256.00		256.00
0079734	5/12/2022	Outst	V0207200	5/10/2022	B0003822	128.00		128.00
0079734	5/12/2022	Outst	V0206267	4/26/2022	B0003822	128.00		128.00
0079734	5/12/2022	Outst	V0206266	4/26/2022	B0003822	192.00		192.00
0079734	5/12/2022	Outst	V0206265	4/26/2022	B0003822	211.50		211.50
0079734	5/12/2022	Outst	V0206263	4/26/2022	B0003822	211.50		211.50
0079734	5/12/2022	Outst	V0206261	4/26/2022	B0003822	256.00		256.00
0079734	5/12/2022	Outst	V0206264	4/26/2022	B0003822	128.00		128.00
0079832	5/19/2022	Outst	V0207201	5/10/2022	B0003822	128.00		128.00
0079832	5/19/2022	Outst	V0207432	5/18/2022		211.50		211.50
0079832	5/19/2022	Outst	V0207434	5/18/2022		256.00		256.00
0079832	5/19/2022	Outst	V0207436	5/18/2022		128.00		128.00

Check Number	Check Date	Check Status	Voucher ID	Voucher Date	P.O./BPO Number	Voucher Amount	Cash Discount	Check Amount
0079832	5/19/2022	Outst	V0207437	5/18/2022		256.00		256.00
0079934	5/26/2022	Outst	V0207204	5/10/2022	B0003822	256.00		256.00
0079934	5/26/2022	Outst	V0207202	5/10/2022	B0003822	423.00		423.00
0079934	5/26/2022	Outst	V0207205	5/10/2022	B0003822	128.00		128.00
0079934	5/26/2022	Outst	V0207207	5/10/2022	B0003822	128.00		128.00
0079934	5/26/2022	Outst	V0207203	5/10/2022	B0003822	256.00		256.00
Vendor Totals						3,809.50		3,809.50
Vendor	Linda R. Gurley			Vendor ID	0409724			
0079920	5/26/2022	Outst	V0207658	5/24/2022		17.32		17.32
Vendor Totals						17.32		17.32
Vendor	Linda S. Cannizzo			Vendor ID	0092206			
0079785	5/19/2022	Outst	V0207487	5/18/2022		350.00		350.00
Vendor Totals						350.00		350.00
Vendor	Lionheart Critical Power			Vendor ID	0420293			
0004539	5/12/2022	Recon	V0207293	5/11/2022		262.50		262.50
0004549	5/19/2022	Outst	V0207133	5/6/2022	B0003708	6,574.79		6,574.79
Vendor Totals						6,837.29		6,837.29
Vendor	Lisha Linder			Vendor ID	0265376			
0003695	5/26/2022	Outst	V0207661	5/24/2022		65.58		65.58
Vendor Totals						65.58		65.58
Vendor	Livescribe Inc			Vendor ID	0494635			
0079626	5/5/2022	Outst	V0206786	5/4/2022	P0006248	944.69		944.69
Vendor Totals						944.69		944.69
Vendor	Lo Destro Construction C			Vendor ID	0487768			

Check Number	Check Date	Check Status	Voucher ID	Voucher Date	P.O./BPO Number	Voucher Amount	Cash Discount	Check Amount
0079834	5/19/2022	Outst	V0207441	5/18/2022		67,330.00		67,330.00
0079834	5/19/2022	Outst	V0207440	5/18/2022		1,402.00		1,402.00
Vendor Totals						68,732.00		68,732.00
Vendor	Lucille V. Dolan			Vendor ID	0474720			
0079795	5/19/2022	Outst	V0207490	5/18/2022		100.00		100.00
Vendor Totals						100.00		100.00
Vendor	Lucky Locators Inc			Vendor ID	0417059			
0003673	5/12/2022	Outst	V0206048	4/20/2022		545.00		545.00
Vendor Totals						545.00		545.00
Vendor	Mainstage Theatrical Sup			Vendor ID	0395900			
0003664	5/12/2022	Outst	V0207254	5/10/2022	P0006268	547.90		547.90
0003682	5/19/2022	Outst	V0207551	5/19/2022	P0006268	14,043.36		14,043.36
0003696	5/26/2022	Outst	V0207605	5/23/2022		919.40		919.40
Vendor Totals						15,510.66		15,510.66
Vendor	Mallory Mortillaro			Vendor ID	0495440			
0079739	5/12/2022	Outst	V0207294	5/11/2022		84.00		84.00
Vendor Totals						84.00		84.00
Vendor	Mark Zeitler			Vendor ID	0293290			
0079671	5/5/2022	Outst	V0206807	5/4/2022		200.00		200.00
Vendor Totals						200.00		200.00
Vendor	Markraft Counters Inc			Vendor ID	0431361			
0079629	5/5/2022	Outst	V0206788	5/4/2022	P0006265	1,500.00		1,500.00
Vendor Totals						1,500.00		1,500.00
Vendor	Marks Sewer Service Inc			Vendor ID	0414087			

Check Number	Check Date	Check Status	Voucher ID	Voucher Date	P.O./BPO Number	Voucher Amount	Cash Discount	Check Amount
0079837	5/19/2022	Outst	V0207376	5/16/2022		165.00		165.00
Vendor Totals						165.00		165.00
Vendor	Maron Electric Company			Vendor ID	0414013			
0079736	5/12/2022	Outst	V0206675	4/29/2022		1,132.13		1,132.13
Vendor Totals						1,132.13		1,132.13
Vendor	Mary L. Cornett			Vendor ID	0476443			
0079703	5/12/2022	Outst	V0207277	5/11/2022		36.26		36.26
Vendor Totals						36.26		36.26
Vendor	MBS			Vendor ID	0395936			
0079737	5/12/2022	Outst	V0206724	5/2/2022		22.25		22.25
Vendor Totals						22.25		22.25
Vendor	MCC FACULTY ASSN			Vendor ID	0395958			
0003644	5/5/2022	Outst	V0206760	5/4/2022		5,009.84		5,009.84
Vendor Totals						5,009.84		5,009.84
Vendor	MCC STAFF COUNCIL			Vendor ID	0394205			
0003654	5/5/2022	Outst	V0206761	5/4/2022		1,918.31		1,918.31
0003686	5/19/2022	Outst	V0207521	5/18/2022		1,935.04		1,935.04
Vendor Totals						3,853.35		3,853.35
Vendor	McGraw Hill Education In			Vendor ID	0395946			
0079630	5/5/2022	Outst	V0206803	5/4/2022	B0003861	7,905.00		7,905.00
0079935	5/26/2022	Outst	V0207272	5/11/2022		78.14		78.14
Vendor Totals						7,983.14		7,983.14
Vendor	MCHENRY COUNTY COLLECTOR			Vendor ID	0395955			
0079839	5/19/2022	Outst	V0207435	5/18/2022		8,394.86		8,394.86

Check Number	Check Date	Check Status	Voucher ID	Voucher Date	P.O./BPO Number	Voucher Amount	Cash Discount	Check Amount
0079840	5/19/2022	Outst	V0207438	5/18/2022		1,864.94		1,864.94
0079841	5/19/2022	Outst	V0207439	5/18/2022		1,953.86		1,953.86
Vendor Totals						12,213.66		12,213.66
Vendor	McHenry County Fair Asso			Vendor ID	0423275			
0079842	5/19/2022	Outst	V0207556	5/19/2022		1,000.00		1,000.00
Vendor Totals						1,000.00		1,000.00
Vendor	McHenry County Workforce			Vendor ID	0401203			
0079843	5/19/2022	Outst	V0206805	5/4/2022		2,998.56		2,998.56
Vendor Totals						2,998.56		2,998.56
Vendor	MCMASTER-CARR SUPPLY CO			Vendor ID	0395991			
0079631	5/5/2022	Outst	V0206806	5/4/2022	B0003609	146.43		146.43
Vendor Totals						146.43		146.43
Vendor	Megan Mingl			Vendor ID	0462174			
0079936	5/26/2022	Outst	V0207748	5/25/2022		2,000.00		2,000.00
Vendor Totals						2,000.00		2,000.00
Vendor	Melinda K. Aivaliotis			Vendor ID	0248201			
0079768	5/19/2022	Outst	V0201329	2/2/2022		180.00		180.00
Vendor Totals						180.00		180.00
Vendor	Melissa A. Ragusin			Vendor ID	0465065			
0079856	5/19/2022	Outst	V0207529	5/18/2022		150.00		150.00
Vendor Totals						150.00		150.00
Vendor	Melissa Ponce			Vendor ID	0455633			
0079852	5/19/2022	Outst	V0207512	5/18/2022		80.00		80.00
Vendor Totals						80.00		80.00

Check Number	Check Date	Check Status	Voucher ID	Voucher Date	P.O./BPO Number	Voucher Amount	Cash Discount	Check Amount
Vendor MENARDS-CRYSTAL LAKE			Vendor ID 0396011					
0003674	5/12/2022	Outst	V0207134	5/6/2022		194.01		194.01
0003703	5/26/2022	Outst	V0207607	5/23/2022		44.91		44.91
Vendor Totals						238.92		238.92
Vendor MENARDS-WOODSTOCK			Vendor ID 0396012					
0003655	5/5/2022	Outst	V0206186	4/22/2022	B0003565	22.92		22.92
0003655	5/5/2022	Outst	V0206239	4/26/2022	B0003610	366.62		366.62
0003655	5/5/2022	Outst	V0206240	4/26/2022	B0003610	-23.16		-23.16
0003675	5/12/2022	Outst	V0206676	4/29/2022		58.63		58.63
0003675	5/12/2022	Outst	V0207135	5/9/2022	B0003610	95.76		95.76
0003687	5/19/2022	Outst	V0207257	5/10/2022		76.43		76.43
0003687	5/19/2022	Outst	V0207136	5/9/2022	B0003610	108.67		108.67
0003687	5/19/2022	Outst	V0207137	5/9/2022		23.77		23.77
0003704	5/26/2022	Outst	V0207696	5/25/2022	B0003867	861.54		861.54
0003704	5/26/2022	Outst	V0207258	5/10/2022	B0003631	117.96		117.96
0003704	5/26/2022	Outst	V0207256	5/10/2022		111.91		111.91
0003704	5/26/2022	Outst	V0207255	5/10/2022	B0003610	90.04		90.04
Vendor Totals						1,911.09		1,911.09
Vendor Michael L. Shababy			Vendor ID 0450441					
0079652	5/5/2022	Outst	V0206859	5/5/2022		145.14		145.14
Vendor Totals						145.14		145.14
Vendor Michael P. Emmert			Vendor ID 0284329					
0079912	5/26/2022	Outst	V0207369	5/16/2022	P0006313	1,575.00		1,575.00
Vendor Totals						1,575.00		1,575.00
Vendor Michelle L. Krysiak			Vendor ID 0269395					

Check Number	Check Date	Check Status	Voucher ID	Voucher Date	P.O./BPO Number	Voucher Amount	Cash Discount	Check Amount
0003694	5/26/2022	Outst	V0207690	5/25/2022		380.00		380.00
Vendor Totals						380.00		380.00
Vendor	Minnesota Clay Co USA			Vendor ID	0417379			
0004550	5/19/2022	Outst	V0206678	4/29/2022	P0006266	3,942.50		3,942.50
Vendor Totals						3,942.50		3,942.50
Vendor	MORGAN LINEN			Vendor ID	0396071			
0003656	5/5/2022	Outst	V0205644	4/8/2022	B0003803	79.39		79.39
0003656	5/5/2022	Outst	V0205864	4/13/2022	B0003547	162.14		162.14
0003676	5/12/2022	Outst	V0206190	4/22/2022	B0003803	113.52		113.52
0003676	5/12/2022	Outst	V0207295	5/11/2022	B0003621	74.47		74.47
0003688	5/19/2022	Outst	V0206189	4/22/2022	B0003803	102.52		102.52
0003688	5/19/2022	Outst	V0207138	5/9/2022	B0003621	74.47		74.47
0003688	5/19/2022	Outst	V0207139	5/9/2022	B0003621	574.63		574.63
0003705	5/26/2022	Outst	V0207140	5/9/2022	B0003547	627.80		627.80
0003705	5/26/2022	Outst	V0207141	5/9/2022	B0003803	90.47		90.47
0003705	5/26/2022	Outst	V0207142	5/9/2022	B0003803	99.42		99.42
0003705	5/26/2022	Outst	V0207259	5/10/2022	B0003547	287.41		287.41
0003705	5/26/2022	Outst	V0207750	5/25/2022	B0003547	207.02		207.02
Vendor Totals						2,493.26		2,493.26
Vendor	Moss Enterprises			Vendor ID	0448140			
0079687	5/12/2022	Outst	V0207143	5/9/2022	P0006238	120.00		120.00
Vendor Totals						120.00		120.00
Vendor	Motorola Solutions Inc			Vendor ID	0443984			
0079740	5/12/2022	Outst	V0207297	5/11/2022	B0003693	342.00		342.00

Check Number	Check Date	Check Status	Voucher ID	Voucher Date	P.O./BPO Number	Voucher Amount	Cash Discount	Check Amount
Vendor Totals						342.00		342.00
Vendor	MPS Customer Service			Vendor ID	0396876			
0004529	5/5/2022	Recon	V0206710	5/2/2022		187.80		187.80
0004529	5/5/2022	Recon	V0206711	5/2/2022		-140.82		-140.82
Vendor Totals						46.98		46.98
Vendor	Ms. Anna E. Bowen			Vendor ID	0433055			
0079779	5/19/2022	Outst	V0207496	5/18/2022		45.00		45.00
Vendor Totals						45.00		45.00
Vendor	Ms. Elizabeth A. Fischer			Vendor ID	0477457			
0079801	5/19/2022	Outst	V0207505	5/18/2022		60.00		60.00
Vendor Totals						60.00		60.00
Vendor	Ms. Nicole Callahan			Vendor ID	0465331			
0079591	5/5/2022	Outst	V0206836	5/4/2022		141.75		141.75
Vendor Totals						141.75		141.75
Vendor	MW Hopkins & Sons Inc			Vendor ID	0414287			
0079635	5/5/2022	Outst	V0206669	4/29/2022	B0003835	520.00		520.00
Vendor Totals						520.00		520.00
Vendor	NATIONAL HEALTH CAREER A			Vendor ID	0396139			
0003646	5/5/2022	Outst	V0206191	4/22/2022		592.00		592.00
0003646	5/5/2022	Outst	V0206848	5/5/2022		552.00		552.00
Vendor Totals						1,144.00		1,144.00
Vendor	National Restaurant Asso			Vendor ID	0493420			
0079937	5/26/2022	Outst	V0207276	5/11/2022		632.70		632.70
Vendor Totals						632.70		632.70

Check Number	Check Date	Check Status	Voucher ID	Voucher Date	P.O./BPO Number	Voucher Amount	Cash Discount	Check Amount
Vendor NATIONAL SAFETY COUNCIL			Vendor ID 0396149					
0079636	5/5/2022	Outst	V0206810	5/4/2022	B0003840	32,375.00		32,375.00
0079741	5/12/2022	Outst	V0207145	5/9/2022		130.00		130.00
0079741	5/12/2022	Outst	V0207146	5/9/2022		130.00		130.00
Vendor Totals						32,635.00		32,635.00
Vendor National Technical Honor			Vendor ID 0439871					
0079637	5/5/2022	Outst	V0206706	5/2/2022		40.00		40.00
Vendor Totals						40.00		40.00
Vendor NCS Pearson Inc			Vendor ID 0396162					
0079638	5/5/2022	Outst	V0206732	5/2/2022	P0006278	2,160.00		2,160.00
Vendor Totals						2,160.00		2,160.00
Vendor NEBRASKA BOOK COMPANY			Vendor ID 0396167					
0079639	5/5/2022	Outst	V0206725	5/2/2022		2,458.78		2,458.78
0079639	5/5/2022	Outst	V0206728	5/2/2022		-3,250.13		-3,250.13
0079639	5/5/2022	Outst	V0206726	5/2/2022		30.29		30.29
0079639	5/5/2022	Outst	V0206727	5/2/2022		2,300.21		2,300.21
0079938	5/26/2022	Outst	V0207273	5/11/2022		39.76		39.76
Vendor Totals						1,578.91		1,578.91
Vendor Newton Cooperative Inc			Vendor ID 0495245					
0079640	5/5/2022	Outst	V0206754	5/4/2022		275.00		275.00
Vendor Totals						275.00		275.00
Vendor NICOR			Vendor ID 0396209					
0079642	5/5/2022	Outst	V0206192	4/22/2022		2,271.04		2,271.04
0079742	5/12/2022	Outst	V0206194	4/22/2022		652.95		652.95
0079742	5/12/2022	Outst	V0206195	4/22/2022		162.38		162.38

Check Number	Check Date	Check Status	Voucher ID	Voucher Date	P.O./BPO Number	Voucher Amount	Cash Discount	Check Amount
0079742	5/12/2022	Outst	V0207148	5/9/2022		85.70		85.70
0079845	5/19/2022	Outst	V0207445	5/18/2022		458.40		458.40
Vendor Totals						3,630.47		3,630.47
Vendor	NOCTI			Vendor ID	0396199			
0004551	5/19/2022	Outst	V0207557	5/19/2022	B0003718	23.00		23.00
0004551	5/19/2022	Outst	V0206224	4/26/2022	B0003718	25.00		25.00
Vendor Totals						48.00		48.00
Vendor	North East Multi-Regiona			Vendor ID	0395622			
0079743	5/12/2022	Outst	V0206733	5/2/2022		760.00		760.00
Vendor Totals						760.00		760.00
Vendor	Northern Prairie Propert			Vendor ID	0396217			
0003657	5/5/2022	Outst	V0206795	5/4/2022	B0003750	2,700.00		2,700.00
Vendor Totals						2,700.00		2,700.00
Vendor	Northwest Herald			Vendor ID	0396223			
0004558	5/26/2022	Outst	V0207378	5/16/2022		776.00		776.00
0004559	5/26/2022	Outst	V0207626	5/23/2022		4,750.00		4,750.00
Vendor Totals						5,526.00		5,526.00
Vendor	Northwestern Memorial He			Vendor ID	0486126			
0079940	5/26/2022	Outst	V0207617	5/23/2022		106.60		106.60
Vendor Totals						106.60		106.60
Vendor	Northwestern University			Vendor ID	0352447			
0079846	5/19/2022	Outst	V0207149	5/9/2022	B0003858	2,350.00		2,350.00
Vendor Totals						2,350.00		2,350.00
Vendor	Office Depot Inc			Vendor ID	0396244			

Check Number	Check Date	Check Status	Voucher ID	Voucher Date	P.O./BPO Number	Voucher Amount	Cash Discount	Check Amount
0079941	5/26/2022	Outst	V0207776	5/25/2022		2,113.35		2,113.35
Vendor Totals						2,113.35		2,113.35
Vendor	OReilly Auto Enterprises			Vendor ID	0432898			
0079643	5/5/2022	Outst	V0206933	5/5/2022	B0003665	20.05		20.05
0079643	5/5/2022	Outst	V0206200	4/22/2022	B0003665	19.99		19.99
0079643	5/5/2022	Outst	V0206845	5/4/2022	B0003665	55.92		55.92
0079744	5/12/2022	Outst	V0207356	5/12/2022	B0003665	102.41		102.41
0079744	5/12/2022	Outst	V0207355	5/12/2022	B0003665	102.41		102.41
0079744	5/12/2022	Outst	V0207151	5/9/2022	B0003665	296.69		296.69
0079744	5/12/2022	Outst	V0207152	5/9/2022	B0003665	-181.77		-181.77
0079847	5/19/2022	Outst	V0207457	5/18/2022	B0003665	5.97		5.97
0079847	5/19/2022	Outst	V0207489	5/18/2022	B0003665	-25.00		-25.00
0079847	5/19/2022	Outst	V0207486	5/18/2022	B0003665	94.90		94.90
0079847	5/19/2022	Outst	V0207484	5/18/2022	B0003665	14.98		14.98
0079847	5/19/2022	Outst	V0207473	5/18/2022	B0003665	14.32		14.32
0079847	5/19/2022	Outst	V0207475	5/18/2022	B0003665	14.32		14.32
0079847	5/19/2022	Outst	V0207459	5/18/2022	B0003665	24.84		24.84
0079847	5/19/2022	Outst	V0207454	5/18/2022	B0003665	8.08		8.08
0079847	5/19/2022	Outst	V0207476	5/18/2022	B0003665	60.49		60.49
0079847	5/19/2022	Outst	V0207452	5/18/2022	B0003665	11.49		11.49
0079847	5/19/2022	Outst	V0207450	5/18/2022	B0003665	67.49		67.49
0079847	5/19/2022	Outst	V0207448	5/18/2022	B0003665	1.98		1.98
0079847	5/19/2022	Outst	V0207154	5/9/2022	B0003665	12.99		12.99
0079847	5/19/2022	Outst	V0207153	5/9/2022	B0003665	42.99		42.99
0079847	5/19/2022	Outst	V0207455	5/18/2022	B0003665	29.94		29.94

Check Number	Check Date	Check Status	Voucher ID	Voucher Date	P.O./BPO Number	Voucher Amount	Cash Discount	Check Amount
0079942	5/26/2022	Outst	V0207790	5/26/2022	B0003665	55.92		55.92
0079942	5/26/2022	Outst	V0207791	5/26/2022	B0003665	-55.92		-55.92
0079942	5/26/2022	Outst	V0207792	5/26/2022	B0003665	16.00		16.00
0079942	5/26/2022	Outst	V0207793	5/26/2022	B0003665	17.18		17.18
0079942	5/26/2022	Outst	V0207794	5/26/2022	B0003665	92.14		92.14
Vendor Totals						920.80		920.80
Vendor	ORKIN EXTERMINATING			Vendor ID	0396268			
0079745	5/12/2022	Outst	V0207357	5/12/2022	B0003710	83.30		83.30
Vendor Totals						83.30		83.30
Vendor	P.F. PETTIBONE & CO			Vendor ID	0396330			
0079848	5/19/2022	Outst	V0207265	5/10/2022		337.95		337.95
Vendor Totals						337.95		337.95
Vendor	Pacific Construction Ser			Vendor ID	0487153			
0079746	5/12/2022	Outst	V0207299	5/11/2022	B0003632	370,213.20		370,213.20
Vendor Totals						370,213.20		370,213.20
Vendor	PANERA BREAD			Vendor ID	0396286			
0079644	5/5/2022	Outst	V0206268	4/26/2022	B0003576	35.57		35.57
0079644	5/5/2022	Outst	V0206269	4/26/2022	B0003576	35.57		35.57
0079644	5/5/2022	Outst	V0206270	4/26/2022	B0003576	35.57		35.57
0079747	5/12/2022	Outst	V0206271	4/26/2022		145.53		145.53
0079747	5/12/2022	Outst	V0206679	4/29/2022	B0003576	35.57		35.57
0079747	5/12/2022	Outst	V0206680	4/29/2022	B0003576	15.57		15.57
0079747	5/12/2022	Outst	V0206681	4/29/2022	B0003576	35.57		35.57
0079747	5/12/2022	Outst	V0206682	4/29/2022	B0003576	35.57		35.57
0079747	5/12/2022	Outst	V0207155	5/9/2022		187.17		187.17

Check Number	Check Date	Check Status	Voucher ID	Voucher Date	P.O./BPO Number	Voucher Amount	Cash Discount	Check Amount
0079849	5/19/2022	Outst	V0207158	5/9/2022	B0003576	35.57		35.57
0079849	5/19/2022	Outst	V0207262	5/10/2022	B0003576	35.57		35.57
0079849	5/19/2022	Outst	V0207159	5/9/2022		320.49		320.49
0079849	5/19/2022	Outst	V0207156	5/9/2022	B0003576	35.57		35.57
0079849	5/19/2022	Outst	V0207261	5/10/2022	B0003576	15.57		15.57
0079849	5/19/2022	Outst	V0207157	5/9/2022	B0003576	35.57		35.57
0079943	5/26/2022	Outst	V0207263	5/10/2022	B0003576	35.57		35.57
0079943	5/26/2022	Outst	V0207264	5/10/2022	B0003576	35.57		35.57
Vendor Totals						1,111.17		1,111.17
Vendor	Patricia A. Kallaus			Vendor ID	0239896			
0079621	5/5/2022	Outst	V0206763	5/4/2022		111.58		111.58
0079930	5/26/2022	Outst	V0207601	5/20/2022		24.38		24.38
Vendor Totals						135.96		135.96
Vendor	Peerless Enterprises Inc			Vendor ID	0468753			
0079850	5/19/2022	Outst	V0207492	5/18/2022	B0003820	23,799.00		23,799.00
Vendor Totals						23,799.00		23,799.00
Vendor	Peerless Network Inc			Vendor ID	0492594			
0079944	5/26/2022	Outst	V0207625	5/23/2022		1,126.31		1,126.31
Vendor Totals						1,126.31		1,126.31
Vendor	Perspectives Ltd			Vendor ID	0473553			
0003706	5/26/2022	Outst	V0207495	5/18/2022		490.00		490.00
Vendor Totals						490.00		490.00
Vendor	Philip J. Senn			Vendor ID	0146698			
0003647	5/5/2022	Outst	V0206735	5/2/2022		260.00		260.00

Check Number	Check Date	Check Status	Voucher ID	Voucher Date	P.O./BPO Number	Voucher Amount	Cash Discount	Check Amount
Vendor Totals						260.00		260.00
Vendor	Phillip J. Hellyer			Vendor ID	0070582			
0079614	5/5/2022	Outst	V0206783	5/4/2022	B0003663	2,625.00		2,625.00
Vendor Totals						2,625.00		2,625.00
Vendor	Prairieland Disposal Inc			Vendor ID	0467557			
0079946	5/26/2022	Outst	V0207634	5/23/2022		245.70		245.70
Vendor Totals						245.70		245.70
Vendor	Prime Law Group LLC			Vendor ID	0484496			
0079853	5/19/2022	Outst	V0207266	5/10/2022		1,326.00		1,326.00
Vendor Totals						1,326.00		1,326.00
Vendor	Pro Tuff Decals Inc			Vendor ID	0422603			
0079854	5/19/2022	Outst	V0207160	5/9/2022	B0003846	1,789.42		1,789.42
Vendor Totals						1,789.42		1,789.42
Vendor	Proliteracy Worldwide			Vendor ID	0396183			
0004560	5/26/2022	Outst	V0207147	5/9/2022		697.50		697.50
Vendor Totals						697.50		697.50
Vendor	Quick Delivery Service I			Vendor ID	0491555			
0079645	5/5/2022	Outst	V0206814	5/4/2022		690.56		690.56
0079749	5/12/2022	Outst	V0207267	5/10/2022		690.56		690.56
0079855	5/19/2022	Outst	V0207497	5/18/2022		696.20		696.20
Vendor Totals						2,077.32		2,077.32
Vendor	Rachel E. Boldman			Vendor ID	0460511			
0079777	5/19/2022	Outst	V0207558	5/19/2022		26.00		26.00
Vendor Totals						26.00		26.00

Check Number	Check Date	Check Status	Voucher ID	Voucher Date	P.O./BPO Number	Voucher Amount	Cash Discount	Check Amount
Vendor Rachel R. Jimenez			Vendor ID 0322741					
0079927	5/26/2022	Outst	V0207785	5/26/2022		36.86		36.86
Vendor Totals						36.86		36.86
Vendor Raechal K. Maat			Vendor ID 0421366					
0079835	5/19/2022	Outst	V0207447	5/18/2022		296.15		296.15
Vendor Totals						296.15		296.15
Vendor Ralph Nicksarlian			Vendor ID 0429017					
0079641	5/5/2022	Outst	V0206793	5/4/2022		84.00		84.00
0079641	5/5/2022	Outst	V0206935	5/5/2022		84.00		84.00
Vendor Totals						168.00		168.00
Vendor Ray O'Herron Co Inc			Vendor ID 0396424					
0004540	5/12/2022	Recon	V0207305	5/11/2022		97.96		97.96
0004540	5/12/2022	Recon	V0207308	5/11/2022		309.66		309.66
0004540	5/12/2022	Recon	V0207309	5/11/2022		45.03		45.03
0004540	5/12/2022	Recon	V0207307	5/11/2022		928.16		928.16
0004540	5/12/2022	Recon	V0207306	5/11/2022		107.83		107.83
0004540	5/12/2022	Recon	V0207303	5/11/2022		48.59		48.59
0004540	5/12/2022	Recon	V0207302	5/11/2022		60.00		60.00
0004540	5/12/2022	Recon	V0207300	5/11/2022		-300.00		-300.00
0004540	5/12/2022	Recon	V0207301	5/11/2022		1,699.64		1,699.64
0004540	5/12/2022	Recon	V0207304	5/11/2022		47.37		47.37
Vendor Totals						3,044.24		3,044.24
Vendor RBC Consultants LLC			Vendor ID 0486269					
0079750	5/12/2022	Outst	V0206857	5/5/2022		1,110.00		1,110.00

Check Number	Check Date	Check Status	Voucher ID	Voucher Date	P.O./BPO Number	Voucher Amount	Cash Discount	Check Amount
Vendor Totals						1,110.00		1,110.00
Vendor	RBS Activewear Inc			Vendor ID	0426702			
0079947	5/26/2022	Outst	V0207380	5/16/2022	P0006299	1,891.25		1,891.25
Vendor Totals						1,891.25		1,891.25
Vendor	RCW Tax Services Inc			Vendor ID	0476820			
0079647	5/5/2022	Outst	V0206734	5/2/2022		300.00		300.00
0079647	5/5/2022	Outst	V0206815	5/4/2022		75.00		75.00
Vendor Totals						375.00		375.00
Vendor	Redishred Chicago Inc			Vendor ID	0469819			
0079948	5/26/2022	Outst	V0207340	5/11/2022	B0003744	425.00		425.00
Vendor Totals						425.00		425.00
Vendor	RedShelf Inc			Vendor ID	0469153			
0003658	5/5/2022	Outst	V0206729	5/2/2022		1,152.73		1,152.73
0003707	5/26/2022	Outst	V0207673	5/25/2022		734.31		734.31
Vendor Totals						1,887.04		1,887.04
Vendor	RELIANCE STANDARD LIFE I			Vendor ID	0396443			
0079857	5/19/2022	Outst	V0207412	5/18/2022		9,927.82		9,927.82
Vendor Totals						9,927.82		9,927.82
Vendor	RENEE'S OF RIDGEFIELD			Vendor ID	0396444			
0079949	5/26/2022	Outst	V0207499	5/18/2022		42.94		42.94
Vendor Totals						42.94		42.94
Vendor	REPROGRAPHICS			Vendor ID	0396445			
0079950	5/26/2022	Outst	V0207769	5/25/2022		117.80		117.80
Vendor Totals						117.80		117.80

Check Number	Check Date	Check Status	Voucher ID	Voucher Date	P.O./BPO Number	Voucher Amount	Cash Discount	Check Amount
Vendor Rick Hofer				Vendor ID 0495595				
0079814	5/19/2022	Outst	V0207360	5/12/2022		345.00		345.00
Vendor Totals						345.00		345.00
Vendor RIVERSIDE BAKE SHOP INC				Vendor ID 0396456				
0079648	5/5/2022	Outst	V0206272	4/26/2022	B0003574	18.48		18.48
0079648	5/5/2022	Outst	V0206274	4/26/2022	B0003574	18.48		18.48
0079648	5/5/2022	Outst	V0206275	4/26/2022	B0003574	18.48		18.48
0079648	5/5/2022	Outst	V0206273	4/26/2022	B0003574	17.16		17.16
0079648	5/5/2022	Outst	V0203254	2/23/2022	B0003574	16.08		16.08
0079648	5/5/2022	Outst	V0203223	2/23/2022	B0003574	16.08		16.08
0079648	5/5/2022	Outst	V0203251	2/23/2022	B0003574	16.08		16.08
0079648	5/5/2022	Outst	V0203255	2/23/2022	B0003574	16.08		16.08
0079751	5/12/2022	Outst	V0206683	4/29/2022	B0003574	18.48		18.48
0079751	5/12/2022	Outst	V0206684	4/29/2022	B0003574	17.16		17.16
0079751	5/12/2022	Outst	V0206685	4/29/2022	B0003574	18.48		18.48
0079751	5/12/2022	Outst	V0206686	4/29/2022	B0003574	18.48		18.48
0079858	5/19/2022	Outst	V0207164	5/9/2022	B0003574	18.48		18.48
0079858	5/19/2022	Outst	V0207167	5/9/2022	B0003574	29.20		29.20
0079858	5/19/2022	Outst	V0207165	5/9/2022	B0003574	18.48		18.48
0079858	5/19/2022	Outst	V0207163	5/9/2022	B0003574	31.20		31.20
0079858	5/19/2022	Outst	V0207162	5/9/2022	B0003574	17.16		17.16
0079858	5/19/2022	Outst	V0207166	5/9/2022	B0003574	18.48		18.48
0079951	5/26/2022	Outst	V0207381	5/16/2022	B0003574	18.48		18.48
0079951	5/26/2022	Outst	V0207382	5/16/2022	B0003574	95.36		95.36
0079951	5/26/2022	Outst	V0207383	5/16/2022	B0003574	17.16		17.16

Check Number	Check Date	Check Status	Voucher ID	Voucher Date	P.O./BPO Number	Voucher Amount	Cash Discount	Check Amount
0079951	5/26/2022	Outst	V0207384	5/16/2022	B0003574	18.48		18.48
0079951	5/26/2022	Outst	V0207385	5/16/2022	B0003574	18.48		18.48
Vendor Totals						510.48		510.48
Vendor	RJB Properties Inc			Vendor ID	0411009			
0079952	5/26/2022	Outst	V0207638	5/23/2022	B0003795	1,489.60		1,489.60
0079952	5/26/2022	Outst	V0207770	5/25/2022	B0003779	71,328.82		71,328.82
Vendor Totals						72,818.42		72,818.42
Vendor	Robert Bower			Vendor ID	0484165			
0079752	5/12/2022	Outst	V0207359	5/12/2022		8,152.00		8,152.00
Vendor Totals						8,152.00		8,152.00
Vendor	Robert Ferrilli Llc			Vendor ID	0422982			
0003677	5/12/2022	Outst	V0206687	4/29/2022	B0003788	-945.00		-945.00
0003677	5/12/2022	Outst	V0207169	5/9/2022	B0003562	4,450.00		4,450.00
0003677	5/12/2022	Outst	V0207168	5/9/2022	B0003825	7,500.00		7,500.00
0003708	5/26/2022	Outst	V0207639	5/23/2022	B0003874	210.00		210.00
Vendor Totals						11,215.00		11,215.00
Vendor	Robert Half Internationa			Vendor ID	0407503			
0004530	5/5/2022	Outst	V0206816	5/4/2022		4,300.00		4,300.00
0004530	5/5/2022	Outst	V0206817	5/4/2022		3,700.00		3,700.00
0004541	5/12/2022	Recon	V0207321	5/11/2022		3,923.75		3,923.75
0004541	5/12/2022	Recon	V0207322	5/11/2022		3,191.25		3,191.25
0004552	5/19/2022	Outst	V0207501	5/18/2022		3,145.00		3,145.00
0004552	5/19/2022	Outst	V0207504	5/18/2022		4,085.00		4,085.00
Vendor Totals						22,345.00		22,345.00

Check Number	Check Date	Check Status	Voucher ID	Voucher Date	P.O./BPO Number	Voucher Amount	Cash Discount	Check Amount
Vendor Robert J. Sharp				Vendor ID 0292418				
0079653	5/5/2022	Outst	V0206797	5/4/2022		75.00		75.00
Vendor Totals						75.00		75.00
Vendor Robert P. Copas				Vendor ID 0411410				
0079701	5/12/2022	Outst	V0207179	5/10/2022		145.00		145.00
0079792	5/19/2022	Outst	V0207181	5/10/2022		200.00		200.00
Vendor Totals						345.00		345.00
Vendor RS Means Co LLC				Vendor ID 0480641				
0079953	5/26/2022	Outst	V0207161	5/9/2022	P0006213	1,215.00		1,215.00
Vendor Totals						1,215.00		1,215.00
Vendor Russell Holmgren				Vendor ID 0421922				
0079615	5/5/2022	Outst	V0206851	5/5/2022		362.93		362.93
Vendor Totals						362.93		362.93
Vendor Ruth Soskin				Vendor ID 0396789				
0079649	5/5/2022	Outst	V0206736	5/2/2022		160.00		160.00
0079649	5/5/2022	Outst	V0206737	5/2/2022		320.00		320.00
0079649	5/5/2022	Outst	V0206799	5/4/2022		160.00		160.00
0079754	5/12/2022	Outst	V0207324	5/11/2022		320.00		320.00
0079860	5/19/2022	Outst	V0207425	5/18/2022		320.00		320.00
Vendor Totals						1,280.00		1,280.00
Vendor SAM'S CLUB				Vendor ID 0396511				
0079650	5/5/2022	Outst	V0207075	5/5/2022		83.05		83.05
Vendor Totals						83.05		83.05
Vendor Scavify LLC				Vendor ID 0487235				

Check Number	Check Date	Check Status	Voucher ID	Voucher Date	P.O./BPO Number	Voucher Amount	Cash Discount	Check Amount
0079672	5/5/2022	Outst	V0207077	5/5/2022	P0006306	4,999.00		4,999.00
Vendor Totals						4,999.00		4,999.00
Vendor	Scott R. Tittrington			Vendor ID	0473102			
0079663	5/5/2022	Outst	V0206808	5/4/2022		200.00		200.00
Vendor Totals						200.00		200.00
Vendor	Scribe Opco Inc			Vendor ID	0495742			
0079956	5/26/2022	Outst	V0199560	12/21/2021		183.95		183.95
Vendor Totals						183.95		183.95
Vendor	SEECOM			Vendor ID	0396550			
0003698	5/26/2022	Outst	V0207388	5/16/2022		4,846.75		4,846.75
Vendor Totals						4,846.75		4,846.75
Vendor	Sheri G. Doyel			Vendor ID	0475168			
0079796	5/19/2022	Outst	V0207456	5/18/2022		683.87		683.87
Vendor Totals						683.87		683.87
Vendor	Shiela Venkataswamy			Vendor ID	0350204			
0079876	5/19/2022	Outst	V0207449	5/18/2022		31.49		31.49
0079876	5/19/2022	Outst	V0207560	5/19/2022		69.96		69.96
Vendor Totals						101.45		101.45
Vendor	Shift4 Corporation			Vendor ID	0460225			
0079655	5/5/2022	Outst	V0206007	4/19/2022		120.00		120.00
0079861	5/19/2022	Outst	V0207415	5/18/2022		120.00		120.00
Vendor Totals						240.00		240.00
Vendor	Shira Greenfield			Vendor ID	0156312			
0079809	5/19/2022	Outst	V0207375	5/16/2022		160.00		160.00

Check Number	Check Date	Check Status	Voucher ID	Voucher Date	P.O./BPO Number	Voucher Amount	Cash Discount	Check Amount
Vendor Totals						160.00		160.00
Vendor	Skyepack Inc			Vendor ID	0469029			
0079862	5/19/2022	Outst	V0207507	5/18/2022		2,420.00		2,420.00
Vendor Totals						2,420.00		2,420.00
Vendor	Solrite Productions LLC			Vendor ID	0475188			
0079957	5/26/2022	Outst	V0207796	5/26/2022	P0006357	575.00		575.00
Vendor Totals						575.00		575.00
Vendor	Spirit Products Ltd			Vendor ID	0494282			
0079656	5/5/2022	Outst	V0206712	5/2/2022		342.80		342.80
Vendor Totals						342.80		342.80
Vendor	Starr A. Nordgren			Vendor ID	0404310			
0003667	5/12/2022	Outst	V0207260	5/10/2022		415.00		415.00
Vendor Totals						415.00		415.00
Vendor	STATE DISBURSEMENT UNIT			Vendor ID	0396750			
0079657	5/5/2022	Outst	V0206756	5/4/2022		1,284.27		1,284.27
0079863	5/19/2022	Outst	V0207525	5/18/2022		1,260.00		1,260.00
Vendor Totals						2,544.27		2,544.27
Vendor	State University Ret Sys			Vendor ID	0396665			
0079658	5/5/2022	Outst	V0206846	5/4/2022		87,095.96		87,095.96
0079659	5/5/2022	Outst	V0206847	5/4/2022		41,679.33		41,679.33
0079864	5/19/2022	Outst	V0207526	5/18/2022		42,409.47		42,409.47
0079865	5/19/2022	Outst	V0207527	5/18/2022		70,256.18		70,256.18
Vendor Totals						241,440.94		241,440.94
Vendor	Step It Up Rental Llc			Vendor ID	0471040			

Check Number	Check Date	Check Status	Voucher ID	Voucher Date	P.O./BPO Number	Voucher Amount	Cash Discount	Check Amount
0079959	5/26/2022	Outst	V0207645	5/23/2022		2,350.00		2,350.00
Vendor Totals						2,350.00		2,350.00
Vendor	Steven R. Dempsey		Vendor ID		0472742			
0079596	5/5/2022	Outst	V0206777	5/4/2022		350.00		350.00
Vendor Totals						350.00		350.00
Vendor	SurveyMonkey Inc		Vendor ID		0473760			
0079757	5/12/2022	Outst	V0206821	5/4/2022		384.00		384.00
Vendor Totals						384.00		384.00
Vendor	Susan A. Dobbe-Leahy		Vendor ID		0122356			
0079707	5/12/2022	Outst	V0206773	5/4/2022		450.00		450.00
0079707	5/12/2022	Outst	V0206774	5/4/2022		275.00		275.00
Vendor Totals						725.00		725.00
Vendor	Sylvia L. Dunn		Vendor ID		0485979			
0079798	5/19/2022	Outst	V0207503	5/18/2022		30.00		30.00
Vendor Totals						30.00		30.00
Vendor	Symmetry Energy Solution		Vendor ID		0394679			
0079758	5/12/2022	Outst	V0207171	5/9/2022		12,451.00		12,451.00
0079960	5/26/2022	Outst	V0207389	5/16/2022		10,727.26		10,727.26
Vendor Totals						23,178.26		23,178.26
Vendor	Sysco Chicago Inc		Vendor ID		0420718			
0003678	5/12/2022	Outst	V0206277	4/26/2022	B0003675	289.08		289.08
0003709	5/26/2022	Outst	V0207172	5/9/2022	B0003675	306.04		306.04
Vendor Totals						595.12		595.12
Vendor	Tabitha A. Arenson		Vendor ID		0440074			

Check Number	Check Date	Check Status	Voucher ID	Voucher Date	P.O./BPO Number	Voucher Amount	Cash Discount	Check Amount
0003690	5/26/2022	Outst	V0207615	5/23/2022		2,750.00		2,750.00
Vendor Totals						2,750.00		2,750.00
Vendor	Talía L. Koronkiewicz			Vendor ID	0304474			
0079622	5/5/2022	Outst	V0206853	5/5/2022		54.99		54.99
Vendor Totals						54.99		54.99
Vendor	Talkspace Network LLC			Vendor ID	0486501			
0079759	5/12/2022	Outst	V0207326	5/11/2022	B0003593	5,756.25		5,756.25
Vendor Totals						5,756.25		5,756.25
Vendor	Telcom Innovations Group			Vendor ID	0396730			
0079660	5/5/2022	Outst	V0206832	5/4/2022	B0003842	3,880.80		3,880.80
0079868	5/19/2022	Outst	V0206801	5/4/2022	P0006289	2,102.75		2,102.75
Vendor Totals						5,983.55		5,983.55
Vendor	Terrence Barrett			Vendor ID	0394471			
0003691	5/26/2022	Outst	V0207429	5/18/2022		320.00		320.00
Vendor Totals						320.00		320.00
Vendor	Terry Byrd			Vendor ID	0443664			
0079783	5/19/2022	Outst	V0207494	5/18/2022		350.00		350.00
Vendor Totals						350.00		350.00
Vendor	The College Board			Vendor ID	0437906			
0079789	5/19/2022	Outst	V0207405	5/18/2022	P0006328	800.00		800.00
Vendor Totals						800.00		800.00
Vendor	The FLOLO Corporation			Vendor ID	0484094			
0079916	5/26/2022	Outst	V0207640	5/23/2022	B0003851	1,373.00		1,373.00
Vendor Totals						1,373.00		1,373.00

Check Number	Check Date	Check Status	Voucher ID	Voucher Date	P.O./BPO Number	Voucher Amount	Cash Discount	Check Amount
Vendor The Infosoft Group LLC			Vendor ID 0413460					
0004536	5/12/2022	Recon	V0206156	4/22/2022		1,861.25		1,861.25
Vendor Totals						1,861.25		1,861.25
Vendor The Lincoln Electric Com			Vendor ID 0471932					
0079735	5/12/2022	Outst	V0207132	5/6/2022	B0003671	14.03		14.03
0079833	5/19/2022	Outst	V0207555	5/19/2022	B0003671	225.65		225.65
Vendor Totals						239.68		239.68
Vendor Thomas Crocker			Vendor ID 0495555					
0079705	5/12/2022	Outst	V0207180	5/10/2022		145.00		145.00
Vendor Totals						145.00		145.00
Vendor Thomas J. Carroll			Vendor ID 0107299					
0079692	5/12/2022	Outst	V0207221	5/10/2022		160.00		160.00
Vendor Totals						160.00		160.00
Vendor Thompson Hopps Pumps LLC			Vendor ID 0457953					
0079760	5/12/2022	Outst	V0207338	5/11/2022	P0006309	5,758.60		5,758.60
Vendor Totals						5,758.60		5,758.60
Vendor Thomson Reuters Tax & Ac			Vendor ID 0418952					
0079661	5/5/2022	Outst	V0206934	5/5/2022		960.90		960.90
Vendor Totals						960.90		960.90
Vendor Timothy Communications I			Vendor ID 0462340					
0079662	5/5/2022	Outst	V0206802	5/4/2022		175.00		175.00
Vendor Totals						175.00		175.00
Vendor Timothy S. Jauch			Vendor ID 0469801					
0003662	5/12/2022	Outst	V0206785	5/4/2022		160.00		160.00

Check Number	Check Date	Check Status	Voucher ID	Voucher Date	P.O./BPO Number	Voucher Amount	Cash Discount	Check Amount
Vendor Totals						160.00		160.00
Vendor	Tina M. Drzal		Vendor ID		0350902			
0079797	5/19/2022	Outst	V0207559	5/19/2022		674.51		674.51
Vendor Totals						674.51		674.51
Vendor	Tip Plus Corp		Vendor ID		0495159			
0079961	5/26/2022	Outst	V0207391	5/16/2022	P0006305	2,381.60		2,381.60
Vendor Totals						2,381.60		2,381.60
Vendor	Todays Uniforms Inc		Vendor ID		0396770			
0079664	5/5/2022	Outst	V0206688	4/29/2022		17.95		17.95
0079761	5/12/2022	Outst	V0207173	5/9/2022	B0003849	335.90		335.90
0079869	5/19/2022	Outst	V0207392	5/16/2022	B0003849	49.95		49.95
0079962	5/26/2022	Outst	V0207649	5/23/2022	B0003849	49.95		49.95
0079962	5/26/2022	Outst	V0207650	5/23/2022		39.95		39.95
Vendor Totals						493.70		493.70
Vendor	Tom Pelletier		Vendor ID		0444947			
0079851	5/19/2022	Outst	V0207493	5/18/2022		350.00		350.00
Vendor Totals						350.00		350.00
Vendor	Tovar Snow Professionals		Vendor ID		0395170			
0079665	5/5/2022	Outst	V0206830	5/4/2022	B0003796	648.00		648.00
0079665	5/5/2022	Outst	V0206825	5/4/2022	B0003797	3,160.00		3,160.00
0079665	5/5/2022	Outst	V0206826	5/4/2022	B0003797	3,160.00		3,160.00
0079665	5/5/2022	Outst	V0206827	5/4/2022	B0003797	6,865.00		6,865.00
0079665	5/5/2022	Outst	V0206828	5/4/2022	B0003796	225.00		225.00
0079665	5/5/2022	Outst	V0206829	5/4/2022	B0003796	225.00		225.00

Check Number	Check Date	Check Status	Voucher ID	Voucher Date	P.O./BPO Number	Voucher Amount	Cash Discount	Check Amount
Vendor Totals						14,283.00		14,283.00
Vendor	Trane		Vendor ID		0396790			
0004531	5/5/2022	Recon	V0207034	5/5/2022	B0003854	1,297.76		1,297.76
0004531	5/5/2022	Recon	V0206645	4/28/2022	B0003854	1,396.45		1,396.45
0004531	5/5/2022	Recon	V0206644	4/28/2022	B0003854	141.42		141.42
0004531	5/5/2022	Recon	V0206643	4/28/2022	B0003854	1,477.38		1,477.38
0004531	5/5/2022	Recon	V0206641	4/28/2022	B0003854	379.85		379.85
0004531	5/5/2022	Recon	V0206642	4/28/2022	B0003854	62.60		62.60
0004542	5/12/2022	Recon	V0207327	5/11/2022	B0003854	54.44		54.44
0004542	5/12/2022	Recon	V0207328	5/11/2022	B0003615	230.75		230.75
0004561	5/26/2022	Outst	V0207561	5/19/2022	B0003854	4,433.00		4,433.00
Vendor Totals						9,473.65		9,473.65
Vendor	Transworld Systems Inc		Vendor ID		0457752			
0079762	5/12/2022	Outst	V0207174	5/9/2022		31.00		31.00
Vendor Totals						31.00		31.00
Vendor	Triangle Engineering Inc		Vendor ID		0473091			
0079870	5/19/2022	Outst	V0207393	5/16/2022	P0006261	1,488.50		1,488.50
Vendor Totals						1,488.50		1,488.50
Vendor	TURANO BAKING CO.		Vendor ID		0395138			
0079666	5/5/2022	Outst	V0206809	5/4/2022	B0003568	55.89		55.89
0079666	5/5/2022	Outst	V0206811	5/4/2022	B0003568	123.16		123.16
0079763	5/12/2022	Outst	V0207329	5/11/2022	B0003568	177.06		177.06
0079963	5/26/2022	Outst	V0207772	5/25/2022	B0003568	185.27		185.27
0079963	5/26/2022	Outst	V0207773	5/25/2022	B0003568	125.20		125.20

Check Number	Check Date	Check Status	Voucher ID	Voucher Date	P.O./BPO Number	Voucher Amount	Cash Discount	Check Amount
Vendor Totals						666.58		666.58
Vendor	Tyler M. Harrington			Vendor ID	0432404			
0079811	5/19/2022	Outst	V0207506	5/18/2022		60.00		60.00
Vendor Totals						60.00		60.00
Vendor	ULINE			Vendor ID	0396812			
0004543	5/12/2022	Recon	V0206690	4/29/2022	P0006275	785.47		785.47
0004543	5/12/2022	Recon	V0206738	5/2/2022	P0006277	3,503.15		3,503.15
0004543	5/12/2022	Recon	V0207330	5/11/2022	B0003616	535.50		535.50
Vendor Totals						4,824.12		4,824.12
Vendor	UNITED PARCEL SERVICE			Vendor ID	0396823			
0079964	5/26/2022	Outst	V0207805	5/26/2022		5.58		5.58
0079964	5/26/2022	Outst	V0207813	5/26/2022		141.92		141.92
0079964	5/26/2022	Outst	V0207812	5/26/2022		67.69		67.69
0079964	5/26/2022	Outst	V0207811	5/26/2022		147.87		147.87
0079964	5/26/2022	Outst	V0207808	5/26/2022		33.13		33.13
0079964	5/26/2022	Outst	V0207806	5/26/2022		122.97		122.97
0079964	5/26/2022	Outst	V0207804	5/26/2022		36.28		36.28
0079964	5/26/2022	Outst	V0207803	5/26/2022		42.80		42.80
0079964	5/26/2022	Outst	V0207802	5/26/2022		38.26		38.26
0079964	5/26/2022	Outst	V0207807	5/26/2022		235.82		235.82
0079965	5/26/2022	Outst	V0207797	5/26/2022		67.50		67.50
Vendor Totals						939.82		939.82
Vendor	UNITED WAY OF MCHENRY CO			Vendor ID	0396832			
0079668	5/5/2022	Outst	V0206757	5/4/2022		15.00		15.00
0079871	5/19/2022	Outst	V0207516	5/18/2022		15.00		15.00

Check Number	Check Date	Check Status	Voucher ID	Voucher Date	P.O./BPO Number	Voucher Amount	Cash Discount	Check Amount
Vendor Totals						30.00		30.00
Vendor	Universal Marketing LLC			Vendor ID	0414694			
0003659	5/5/2022	Outst	V0206713	5/2/2022		526.56		526.56
Vendor Totals						526.56		526.56
Vendor	US Dept of Veterans Affa			Vendor ID	0395601			
0079872	5/19/2022	Outst	V0207543	5/18/2022		1,869.04		1,869.04
0079873	5/19/2022	Outst	V0207544	5/18/2022		214.87		214.87
0079874	5/19/2022	Outst	V0207545	5/18/2022		182.65		182.65
0079875	5/19/2022	Outst	V0207546	5/18/2022		48.16		48.16
Vendor Totals						2,314.72		2,314.72
Vendor	Varsity Brands Holding C			Vendor ID	0396501			
0004532	5/5/2022	Recon	V0205674	4/8/2022	P0006215	1,858.00		1,858.00
Vendor Totals						1,858.00		1,858.00
Vendor	VERIZON WIRELESS			Vendor ID	0396873			
0079966	5/26/2022	Outst	V0207643	5/23/2022		5,116.48		5,116.48
Vendor Totals						5,116.48		5,116.48
Vendor	Virginia A. Lewis			Vendor ID	0253144			
0003663	5/12/2022	Outst	V0207252	5/10/2022	B0003824	2,000.00		2,000.00
0003681	5/19/2022	Outst	V0207433	5/18/2022	B0003824	550.00		550.00
Vendor Totals						2,550.00		2,550.00
Vendor	VWR INTERNATIONAL INC			Vendor ID	0396896			
0004544	5/12/2022	Recon	V0206831	5/4/2022	B0003658	42.64		42.64
0004562	5/26/2022	Outst	V0207394	5/16/2022	B0003658	1,183.29		1,183.29
0004562	5/26/2022	Outst	V0207395	5/16/2022	B0003658	586.74		586.74

Check Number	Check Date	Check Status	Voucher ID	Voucher Date	P.O./BPO Number	Voucher Amount	Cash Discount	Check Amount
Vendor Totals						1,812.67		1,812.67
Vendor	W4sight LLC			Vendor ID	0494283			
0079764	5/12/2022	Outst	V0207175	5/9/2022		280.00		280.00
Vendor Totals						280.00		280.00
Vendor	Waste Management of Illi			Vendor ID	0411312			
0079877	5/19/2022	Outst	V0207396	5/16/2022	B0003622	257.28		257.28
0079877	5/19/2022	Outst	V0207397	5/16/2022		150.37		150.37
Vendor Totals						407.65		407.65
Vendor	WELDERS SUPPLY COMPANY			Vendor ID	0396938			
0003668	5/12/2022	Outst	V0206278	4/26/2022	B0003794	399.62		399.62
Vendor Totals						399.62		399.62
Vendor	WEST PUBLISHING CORP			Vendor ID	0396944			
0079967	5/26/2022	Outst	V0207390	5/16/2022	B0003727	726.41		726.41
Vendor Totals						726.41		726.41
Vendor	Winebow Inc			Vendor ID	0451778			
0079765	5/12/2022	Outst	V0207177	5/9/2022		99.00		99.00
0079878	5/19/2022	Outst	V0207398	5/16/2022		528.00		528.00
Vendor Totals						627.00		627.00
Vendor	WOODSTOCK CHAMBER OF COM			Vendor ID	0396971			
0079766	5/12/2022	Outst	V0207331	5/11/2022		300.00		300.00
Vendor Totals						300.00		300.00
Vendor	WORKING WORLD INC			Vendor ID	0396989			
0003660	5/5/2022	Outst	V0206818	5/4/2022		509.43		509.43
0003660	5/5/2022	Outst	V0206823	5/4/2022		765.00		765.00

Check Number	Check Date	Check Status	Voucher ID	Voucher Date	P.O./BPO Number	Voucher Amount	Cash Discount	Check Amount
0003660	5/5/2022	Outst	V0206822	5/4/2022		912.00		912.00
0003660	5/5/2022	Outst	V0206819	5/4/2022		3,421.60		3,421.60
0003660	5/5/2022	Outst	V0206746	5/2/2022		2,493.52		2,493.52
0003660	5/5/2022	Outst	V0206745	5/2/2022		509.43		509.43
0003660	5/5/2022	Outst	V0206744	5/2/2022		754.38		754.38
0003660	5/5/2022	Outst	V0206824	5/4/2022		1,580.80		1,580.80
0003660	5/5/2022	Outst	V0206813	5/4/2022		745.50		745.50
0003679	5/12/2022	Outst	V0207332	5/11/2022		3,711.83		3,711.83
0003679	5/12/2022	Outst	V0207333	5/11/2022		497.00		497.00
0003679	5/12/2022	Outst	V0207334	5/11/2022		912.00		912.00
0003679	5/12/2022	Outst	V0207335	5/11/2022		710.00		710.00
0003679	5/12/2022	Outst	V0207336	5/11/2022		816.00		816.00
0003679	5/12/2022	Outst	V0207337	5/11/2022		948.48		948.48
0003689	5/19/2022	Outst	V0207515	5/18/2022		456.00		456.00
0003689	5/19/2022	Outst	V0207524	5/18/2022		710.00		710.00
0003689	5/19/2022	Outst	V0207517	5/18/2022		612.00		612.00
0003689	5/19/2022	Outst	V0207514	5/18/2022		3,711.83		3,711.83
0003689	5/19/2022	Outst	V0207520	5/18/2022		497.00		497.00
Vendor Totals						25,273.80		25,273.80
Vendor	WW Norton and Company			Vendor ID	0400244			
0079669	5/5/2022	Outst	V0206714	5/2/2022		240.00		240.00
0079669	5/5/2022	Outst	V0206715	5/2/2022		-559.30		-559.30
0079669	5/5/2022	Outst	V0206716	5/2/2022		288.00		288.00
0079669	5/5/2022	Outst	V0206717	5/2/2022		89.00		89.00
Vendor Totals						57.70		57.70

Check Number	Check Date	Check Status	Voucher ID	Voucher Date	P.O./BPO Number	Voucher Amount	Cash Discount	Check Amount
Vendor	Yolanda M. Hernandez			Vendor ID	0325216			
0079721	5/12/2022	Outst	V0207352	5/12/2022		202.13		202.13
Vendor Totals						202.13		202.13
Vendor	Zendesk Inc			Vendor ID	0494395			
0079968	5/26/2022	Outst	V0207399	5/16/2022	P0006302	867.48		867.48
Vendor Totals						867.48		867.48
Vendor	Zip Specialties Inc			Vendor ID	0406979			
0079969	5/26/2022	Outst	V0207651	5/23/2022		3,894.00		3,894.00
0079969	5/26/2022	Outst	V0207652	5/23/2022		106.00		106.00
Vendor Totals						4,000.00		4,000.00
Vendor	Zitlalli Z. Roman			Vendor ID	0494435			
0079859	5/19/2022	Outst	V0207423	5/18/2022		160.00		160.00
Vendor Totals						160.00		160.00
Vendor	Zoll Medical Corp			Vendor ID	0419878			
0004563	5/26/2022	Outst	V0207539	5/18/2022	P0006204	23,984.90		23,984.90
Vendor Totals						23,984.90		23,984.90
Vendor	Zoom Imaging Solutions			Vendor ID	0460654			
0079970	5/26/2022	Outst	V0207178	5/9/2022	B0003660	500.00		500.00
Vendor Totals						500.00		500.00
Register Totals						1,923,642.09	14.53	1,923,627.56

Revised Academic Calendar for 2022-2023

Information

Each year the Office of Academic Affairs and Workforce Development partners with Faculty Council and Student Affairs to develop an Academic Calendar. The purpose of the Academic Calendar is to provide the schedule framework for the major academic and student support activities occurring at the College during an academic year.

Governor J.B. Pritzker recently signed Senate Bill 825, which makes changes to the state election laws. Some of these changes affect school district calendars, requiring schools to be made available to be polling places for the November 8, 2022 General Election, and establishes November 8, 2022 as an official state holiday for schools and public state offices.

Therefore, the College is required to close on Tuesday, November 8, 2022 to be available as a polling place. This date is added to the revised 2022-2023 Academic Calendar.

Recommendation

It is recommended that the Board of Trustees approves the revised Academic Calendar for 2022-2023 including the Tuesday, November 8, 2022 closure date.



Clinton E. Gabbard
President

Ferrilli Colleague Support Services Renewal

Ferrilli, LLC has provided specialized monitoring, support, and software upgrade services for the College's Ellucian Colleague Enterprise Resource Planning (ERP) system for the past several years. These specialized services supplement the standard annual support service provided by Ellucian, ensuring that critical tasks are addressed in a timely manner. This proposal is to extend these services for another year.

The specialized support services includes:

- Colleague software and database updates (patches) and maintenance
- WebAdvisor, UI (User Interface), and Student Self-Service upgrades and performance tuning
- Business Intelligence (WebI) server support and performance tuning
- Server security certificate management
- Server operating system upgrades for the above
- 24 x 7 uptime monitoring
- 4 hours of additional phone support each month

Time period: 8/1/2022 - 7/31/2023

Cost: \$53,400.00

This purchase is exempt from bidding requirements as stated in the Illinois Public Community College Act Chapter 110 ILCS 805/3-27.1, exemption (f) which reads, "purchase and contracts for the use, purchase, delivery, movement or installation of data processing equipment, software, or services and telecommunications and inter-connect equipment, software and services."

This expense is budgeted in the IT DevOps Services account in the Education Fund.

Recommendation

It is recommended that the Board of Trustees approves the Ferrilli Colleague Support Services renewal proposal from Ferrilli LLC, of Haddonfield, NJ covering the period August 1, 2022 through July 31, 2023 for \$53,400.00.



Clinton E. Gabbard
President

Ferrilli Database Administration Services

Ferrilli is a Higher Education Technology Consultant company that is currently providing support services to MCC related to the Colleague ERP system. There is a need to expand the service scope to include support for other databases and database-related tasks, including performing critical patching and updates. These services are specialized and outside the skill set of MCC staff.

Some of additional responsibilities included in this proposal include:

- SQL database maintenance
- 24x7 uptime monitoring and response
- SQL server performance tuning and optimization
- SQL server service pack, cumulative updates, and hotfix installation
- Installing, configuring, and maintaining SQL servers, integration services, analysis services, and reporting services
- Managing database access and security
- 12 hours of general consulting per month

The current support agreement with Ferrilli expires on July 31, 2022.

These services and supplies are exempt from bidding requirements as stated in the Illinois Public Community College Act Chapter 110 ILCS 805/3-27.1, exemption (f) which reads, "purchase and contracts for the use, purchase, delivery, movement or installation of data processing equipment, software, or services and telecommunications and inter-connect equipment, software and services."

This expense is budgeted in the IT DevOps account within the Education Fund.

Recommendation

It is recommended that the Board of Trustees approves the Ferrilli Database Administration Services proposal from Ferrilli LLC, of Haddonfield, NJ covering the period August 1, 2022 through July 31, 2023 for \$90,000.



Clinton E. Gabbard
President

Microsoft Enterprise Agreement Renewal

McHenry County College has relied on Microsoft-based technologies for many years and continues to leverage Microsoft products to deliver superior technology services for students, faculty, and staff. These services support a wide array of technologies, such as desktop computing, servers, database, and security systems.

Microsoft products are typically licensed to organizations based on organizational size and usage. As higher volumes of licenses are needed, the greater the discount offered by Microsoft. In prior years, Microsoft licensed their products to the College using a count of existing FTE staff at our institution. Five years ago, Microsoft altered its licensing program to enable the College to leverage its participation in the Illinois Public Higher Education Cooperative (IPHEC) using an Enterprise Agreement to leverage the purchasing power of government and educational institutions across the state. Since the College participates in IPHEC, Microsoft licensing is now based on the cumulative count of staff and students for all colleges in the Consortium. This positions the College as a much larger entity, which drives larger discounts. It also enables the College to save approximately 35% or more on its annual Microsoft licensing costs compared to independently acquiring the licenses without the Consortium. This year's total cost for licensing all Microsoft products campus-wide is \$216,663.53. The current Microsoft agreement expires August 31, 2022.

Through IPHEC, Microsoft has named CDW-G as the sole source provider for all qualifying institutions in the state of Illinois. This consortium pricing is based on a 4000+ FTE staff employee count and allows for superior pricing not available through any other source. The Agreement provides for the following number of technologies and services:

<u>Qty.</u>	<u>Description</u>
800	License and Software Assurance for Remote Desktop CAL
200	License and Software Assurance for Visio Professional
150	License and Software Assurance for Project Professional Online
900	Microsoft 365 A3 Subscription License per user
900	Microsoft 365 A5 Subscription License per user (Exchange and SharePoint Enterprise Servers now included)
20	License and Software Assurance for Visual Studio Professional with MSDN
80	License and Software Assurance for Core Based Server Standard Edition
608	License and Software Assurance for Core Based Data Center Edition
225	License and Software Assurance for Virtual Desktop Application Support
36,000	License and Software Assurance for Office 365 Pro Plus Educational (Free version)
36,000	Microsoft 365 A5 Subscription License per user Educational (Free version)
44	License and Software Assurance for Core Based SQL Server Enterprise Edition

Time period: 9/1/2022 – 8/31/2023

Cost: \$216,663.53

These services and supplies are exempt from bidding requirements as stated in the Illinois Public Community College Act Chapter 110 ILCS 805/3-27.1, exemption (f) which reads, "purchase and

contracts for the use, purchase, delivery, movement or installation of data processing equipment, software, or services and telecommunications and inter-connect equipment, software and services.”

This expense is budgeted in the FY 2023 IT Infrastructure and Security account in the Education Fund.

Recommendation

It is recommended that the Board of Trustees approves the annual renewal of the Microsoft Consortia Enterprise Agreement for September 1, 2022—August 31, 2023 through IPHEC (Illinois Public Higher Education Cooperative) contract with CDW-G, Inc., Vernon Hills, IL, for \$216,663.53.

A handwritten signature in black ink, appearing to read 'C. Gabbard', with a stylized flourish at the end.

Clinton E. Gabbard
President

VMware Licensing and Support Contracts Renewal

Information

The College leverages technology virtualization to deliver services that were once only possible for large, global organizations – these services include desktop virtualization and disaster recovery. These virtualization technologies are being applied at both the desktop computer user level and “back-end” data center server level. VMware, Inc. is a global leader in virtualization technology. Several years ago, the College chose VMware as its primary provider of virtualization technology and is continuing to leverage VMware in key areas in support of its Strategic Plan.

This request addresses the renewal of annual VMware virtualization technology licensing and support in the College’s data centers. There are two primary VMware components required to license and support VMware technologies. Three licenses are required for an administrative server referred to as “VCenter”, which is used to manage, administer, and monitor the College’s 24 VMware servers. Additionally, two separate licenses are required for each of the College’s 24 VMware servers since each server runs dual processors. A license is required for each processor. These 24 VMware servers currently run a total of 585 virtual servers, which include mission-critical College systems such as email servers, the desktop virtualization environment, and the Ellucian Colleague ERP system. Due to a server consolidation process over the last couple of years, we were able to reduce the number of licenses needed. This represents a cost savings of \$42,000.00 over the three-year period that this proposal covers.

The College’s current VMware server and VCenter license and support contracts are expiring on September 6, 2022. The long-term cost of contract renewals can be reduced by using a three-year time period of September 7, 2022 to September 6, 2025. A three-year renewal period will save approximately 11% annually, or roughly \$13,902.00 over the course of the three-year contracts. The cost for these license and support renewals will be \$42,128.46 per year over the three-year period. These license and support renewals will allow the College to stay in licensing compliance and enable IT to call VMware technical support when problems arise.

<u>Qty</u>	<u>Description</u>	<u>CDW-G, Inc.</u>
57	Annual cost of Three-Year Production Support Coverage Academic VMware vSphere 7 Enterprise Plus and VMware VCenter	\$ 42,128.46

This expense is budgeted in the IT Infrastructure and Security account in the Education Fund.

Recommendation

It is recommended that the Board of Trustees approves the renewal of a three-year VMware licensing and support contract through IPHEC (Illinois Public Higher Education Cooperative) contract for the time period of September 7, 2022 to September 6, 2025 from CDW-G, Inc., Vernon Hills, IL, for an annual cost of \$42,128.46.



Clinton E. Gabbard
President

Request to Purchase NeoEd Talent Management Software

Information

Talent Management is a key component of Human Resources service delivery, which includes recruiting and applicant tracking, onboarding, and performance evaluation. It affects all College departments as full-time faculty, adjunct faculty, administrators, staff, and many contingent personnel are hired through the system, and many serve on search committees. It is imperative that the College has an accurate and user-friendly system for all individuals, with customizable options that adapt to changing organizational conditions and processes.

The College has used People Admin for talent management since 2013, which has not kept pace with modern features. NeoEd's Human Resources software suite is designed for public and higher education institutions, and its partnership with Ellucian will allow data to integrate and import directly with our current Ellucian Colleague enterprise system, reducing manual administrative processes. The recruiting module includes features aligned to MCC's DEBI efforts, such as the ability to hide candidate information to reduce screening bias, and reporting of key demographics. By purchasing NeoEd software, MCC can streamline and connect talent management processes and improve workflow transparency and communication. NeoEd software is EEO, FCRA, and ADA compliant. The costs are comparable to the current system People Admin annual costs.

Item(s) or Detail of Project	Bidder Name	Bid Proposal Total
NeoEd Human Resources Management Suite Setup, and Subscription Fees Year 1	Governmentjobs.com, Inc.(dba NeoEd)	\$42,598.55
NeoEd Year 2 Subscription	Governmentjobs.com, Inc.(dba NeoEd)	\$34,688.80
NeoEd Year 3 Subscription	Governmentjobs.com, Inc.(dba NeoEd)	\$43,361.00

This purchase is exempt from bidding requirements as stated in the Illinois Public Community College Act Chapter 110 ILCS 805/3-27.1, exemption (f) which reads, *"purchases and contracts for the use, purchase, delivery, movement, or installation of data processing equipment, software, or services and telecommunications and inter-connect equipment, software, and services."*

This expense is budgeted in the FY 2023 Human Resources account in the Education Fund.

Recommendation

It is recommended that the Board of Trustees approves a three-year subscription including implementation setup and subscription fees for the Applicant Tracking System, Onboarding, and Performance Management modules of the NeoEd Human Resources Suite from Governmentjobs/NeoEd of El Segundo, CA for \$120,648.35.



Clinton E. Gabbard
President



MCHENRY COUNTY COLLEGE 2022-2023 ACADEMIC CALENDAR **(Revised)**

SUMMER SESSION 2022

May 16 (Monday)	Summer Semester Begins *
May 30 (Monday)	College Closed for Memorial Day
June 20 (Monday)	College Closed for Juneteenth – National Freedom Day
July 4 (Monday)	College Closed for Independence Day
Aug. 4 (Thursday)	Summer Classes End

* Number of weeks classes are offered may vary. Start dates vary by course. Check individual course schedule.

FALL SEMESTER 2022

Aug. 11 (Thursday)	Fall Faculty Development Day & Opening Day for New Students
Aug. 15 (Monday)	Fall Semester Begins *
Sept. 5 (Monday)	College Closed for Labor Day
Sept. 12 (Monday)	Start of 12-Week Classes
Oct. 11 (Tuesday)	College Closed for Professional Development Day; No Classes - Employees Report
Oct. 12 (Wednesday)	Start of Second 8-Week Classes
Nov. 8 (Tuesday)	College Closed – General Election Day
Nov. 23-Nov.27 (Wednesday-Sunday)	College Closed for Thanksgiving Break
Nov. 28 (Monday)	Weekday Classes Resume
Dec. 5-10 (Monday-Saturday)	Final Exams
Dec. 10 (Saturday)	Commencement

* Start dates vary by course. Check individual course schedule

WINTER INTERSESSION 2022-2023

Dec. 12 (Monday)	Winter Intercession Classes Begin
Dec. 23, 2022 – Jan. 2, 2023 (Fri.-Mon.)	College Closed for Winter Break, Classes Meet as Scheduled
Jan. 3 (Tuesday)	College Re-Opens
Jan. 6 (Friday)	Winter Intercession Classes End

SPRING SEMESTER 2023

Jan. 12 (Thursday)	Spring Faculty Development Day
Jan. 16 (Monday)	College Closed for Martin Luther King Jr. Day
Jan. 17 (Tuesday)	Spring Semester Begins *
Feb. 13 (Monday)	Start of 12-Week Classes
Mar. 13 (Monday)	Start of Second 8-Week Classes
Mar. 26 – Apr. 2 (Sunday-Sunday)	Spring Break, No Classes (Offices Remain Open)
Apr. 3 (Monday)	Weekday Classes Resume
May 9-13 (Tuesday-Saturday)	Final Exams
May 13 (Saturday)	Commencement

* Start dates vary by course. Check individual course schedule.

Prepared by Office of Academic Affairs [09/13/21] **Updated 06/02/22**
 Reviewed by Academic Council [09/23/21]
 Reviewed by the Office of Academic Affairs and Workforce Development [10/18/21]
 Board of Trustees' Final Approval [11/18/2021]

Request to Purchase
Outdoor Advertising

Information

As part of its comprehensive outdoor advertising campaign, the College has included a strategically placed billboard near the South entrance of the Crystal Lake main campus for the past two years. This billboard is included in the outdoor advertising program to expand awareness of the College and its programs, as well as support its ongoing brand management.

The College seeks approval to extend the contract with this single-source outdoor advertising location (both northbound and southbound) for FY 2023 with an estimated cost of \$31,500.00.

This expense is budgeted in the Office of Marketing and Public Relations-Advertising account in the Education Fund.

Recommendation

It is recommended that the Board of Trustees approves an annual FY 2023 outdoor advertising program with Phil Hellyer of Crystal Lake, IL in the amount not to exceed \$31,500.00 per year.



Clinton E. Gabbard
President

MCC Duplication Center Services for FY 2023

Information

Since January 2022, the College has contracted with Stan's LPS Midwest for operator support because of a temporary staffing need in the College's Duplication Center. During this time, a member of Stan's team has been onsite to operate the day-to-day printing and production needs requested through the Duplication Center's services. At the conclusion of this trial period, we have determined that this approach to operating the Duplication Center via Stan's has been successful.

As the College's sole-source supplier of the complete printer/copier fleet across campus, Stan's has extensive familiarity with managing MCC's standard and large-format duplication equipment. Because of this expertise, as well as better access to service and repair technicians and the overall cost-effectiveness of hiring a contractual partner for operating these machines, this proposal is to extend these services with Stan's on an annual basis, effective for FY 2023.

The goal of this new Duplication Center structure is to maximize services provided to employees, as well as continue to implement efficiencies that make center operations run more smoothly and with little-to-no downtime. With this partnership, Stan's is also providing support to move the Duplication Center to a new, online project request process for all duplication requests. This new process will be accessible from anywhere to request print jobs and track status of jobs. Additional benefits of this partnership will include:

- 25 hours of service per week, onsite in MCC's Duplication Center
- Monitoring, processing, and managing job tickets and service requests, and meeting deadlines for all B&W and color printing jobs
- Development of speciality print jobs
- Bindery
- Lamination
- Cutting/folding
- Management of supplies and paper stock
- Weekly delivery to Shah Center in McHenry for enhanced service delivery
- Weekly check-in for internal customer feedback, product quality inspection, contract and policy compliance, and review of Key Performance Indicators

The cost of this service agreement is \$3,684.00 per month and includes a one-time software maintenance & support fee of \$1,499.00. Combined, the annual total for the FY 2023 agreement is \$45,707.00. Any additional services needed over the 25 hours per week included would be billed independently at \$32/hour.

This purchase is exempt from bidding requirements as stated in the Illinois Public Community College Act Chapter 110 ILCS 805/3-27.1, exemption (b) which reads, "contracts for the printing of finance committee reports and departmental reports"; exemption (e) which reads, "contracts for the maintenance or servicing of, or provision of repair parts for, equipment which are made with the manufacturer or authorized service agent of that equipment where the provision of parts, maintenance,

or servicing can best be performed by the manufacturer or authorized service agent”; and exemption (f) which reads, “purchase and contracts for the use, purchase, delivery, movement or installation of data processing equipment, software, or services and telecommunications and inter-connect equipment, software and services”.

This expense is budgeted in the Duplication account in the Education Fund.

Recommendation

It is recommended that the Board of Trustees approves the annual FY 2023 contract for duplication center services from Stan’s – LPS Midwest of Woodstock, IL not to exceed \$45,707.00.

A handwritten signature in black ink, appearing to read 'C. Gabbard', written in a cursive style.

Clinton E. Gabbard
President

Authorization for Personnel Appointment

Information

The Board of Trustees has no regularly scheduled meeting in the month of July 2022. Since the College continues to be open and operating during this time, it is critical that employee appointments for full-time administrators and faculty can continue, as the next Board of Trustees meeting will not be held until Thursday, August 25, 2022.

Recommendation

It is recommended that the Board of Trustees authorizes Dr. Gabbard to approve full-time administrative and faculty personnel appointments prior to the August 25, 2022 regular Board meeting.

A handwritten signature in black ink, appearing to read 'C. Gabbard', is written over the printed name.

Clinton E. Gabbard
President

Salary Adjustment

Information

The Administrative Advanced Placement Program includes a salary adjustment of \$1,400.00 for full-time administrative staff members upon completion of 15 credit hours of pre-approved course work. In accordance with this program, the following administrator qualifies for a salary adjustment at this time. The salary adjustment takes effect for the fiscal year noted.

	<u>Current Salary</u>	<u>Adjusted Salary</u>
Rachel Boldman – 3 rd Adjustment – FY 2022	\$90,074.63	\$91,474.63
Director of Student Engagement and Support		

Recommendation

It is recommended that the Board of Trustees ratifies the salary adjustment as stated above.



Clinton E. Gabbard
President

Approval of Fiscal Year 2023 Tentative Budget

Information

The FY 2023 Tentative Budget is being presented to the Board of Trustees. Upon its approval, it will be available for public display no less than 30 days prior to the adoption of the final FY 2023 Budget currently planned for Thursday, September 22, 2022.

The tentative budget establishes a working budget for FY 2023, which provides the College the ability and authority to continue with the ongoing operations of the College prior to when the final budget is adopted.

The College will advertise the 30-day availability of the tentative budget for public display and the date of the public hearing in the Northwest Herald, in accordance with Chapter 110 Section 805/3-20.1 of the Illinois Public Community College Act which states, "Notice of availability for public inspection and of such public hearing shall be given by publication in a newspaper published in such district, at least 30 days prior to the time of such hearing."

Recommendation

It is recommended that the Board of Trustees approves the Fiscal Year 2023 Tentative Budget and schedule a public hearing to be held at 6:00 p.m. on Thursday, September 22, 2022.



Clinton E. Gabbard
President

STATE OF ILLINOIS
COMMUNITY COLLEGE DISTRICT NO. 528

TENTATIVE
FISCAL YEAR 2023 BUDGET

McHENRY COUNTY COLLEGE
8900 U.S. HWY 14
CRYSTAL LAKE, IL. 60012

FISCAL YEAR 2023
ALL FUNDS BUDGET COMBINED

FY23 Combined Budget Summary of All Funds

<i>Object Group</i>	<i>FY22 Budget</i>	<i>FY23 Budget</i>	<i>\$ Change</i>	<i>%Change</i>
Beginning Fund Balance	\$74,469,295	\$77,661,239		
Revenue				
Local Government	\$29,002,502	\$29,097,502	\$95,000	0.3%
State Government	\$23,345,332	\$23,886,354	\$541,022	2.3%
Federal Government	\$19,831,423	\$8,977,695	(\$10,853,728)	-54.7%
Student Tuition and Fees	\$14,968,405	\$14,968,405	\$0	0.0%
Sales and Service Fees	\$3,025,250	\$3,220,500	\$195,250	6.5%
Facilities Revenue	\$48,966	\$53,966	\$5,000	10.2%
Investment Revenue	\$660,833	\$337,315	(\$323,518)	-49.0%
Non Governmental Gifts	\$2,774,500	\$2,711,000	(\$63,500)	-2.3%
Other Sources	\$34,808,779	\$36,114,348	\$1,305,569	3.8%
Sum of all Revenue	\$128,465,990	\$119,367,085	(\$9,098,905)	-7.1%
Expense				
Salaries	\$31,818,381	\$31,372,876	(\$445,505)	-1.4%
Employee Benefits	\$36,360,241	\$36,835,781	\$475,540	1.3%
Contractual Services	\$5,053,129	\$5,640,761	\$587,632	11.6%
Supplies	\$9,902,682	\$4,709,658	(\$5,193,024)	-52.4%
Travel	\$433,603	\$526,670	\$93,067	21.5%
Fixed Charges	\$2,327,837	\$2,340,171	\$12,334	0.5%
Utilities	\$1,213,585	\$1,221,758	\$8,173	0.7%
Capital Outlay	\$30,829,810	\$32,045,063	\$1,215,253	3.9%
Other	\$17,684,462	\$13,449,120	(\$4,235,342)	-23.9%
Sum of all Expense	\$135,623,729	\$128,141,858	(\$7,481,871)	-5.5%
Contingency				
Contingency	\$150,000	\$100,000	(\$50,000)	-33.3%
Sum of all Contingency	\$150,000	\$100,000	(\$50,000)	-33.3%
Net Transfer				
Interfund Transfer Out	\$1,000,000	\$1,150,000	\$150,000	15.0%
Interfund Transfer In	\$1,000,000	\$1,150,000	\$150,000	15.0%
Sum of all Net Transfers	\$0	\$0	N/A	N/A
Surplus/(Deficit)	(\$7,307,739)	(\$8,874,773)	(\$1,567,034)	21.4%
Estimated Ending Fund Balance	\$67,161,556	\$68,786,466	\$1,624,910	2.4%

Grand Total All Funds Combined

(\$7,307,739)	(\$8,874,773)	(\$1,567,034)
---------------	---------------	---------------

FISCAL YEAR 2023
OPERATING FUNDS

FY23 Operating Funds (01 and 02) Summary By Object

<i>Object Group</i>	<i>FY22 Budget</i>	<i>FY23 Budget</i>	<i>\$ Change</i>	<i>% Change</i>
Beginning Fund Balance	\$32,311,033	\$31,692,505		
Revenue				
Local Government	\$28,225,058	\$28,320,058	\$95,000	0.3%
State Government	\$4,056,435	\$4,699,442	\$643,007	15.9%
Federal Government	\$0			
Student Tuition and Fees	\$13,350,427	\$13,350,427	\$0	0.0%
Sales and Service Fees	\$52,750	\$164,000	\$111,250	210.9%
Facilities Revenue	\$18,966	\$18,966	\$0	0.0%
Investment Revenue	\$510,184	\$243,071	(\$267,113)	-52.4%
Non Governmental Gifts	\$11,000	\$11,000	\$0	0.0%
Other Sources	\$27,678,871	\$28,606,848	\$927,977	3.4%
Sum of all Revenue	\$73,903,691	\$75,413,812	\$1,510,121	2.0%
Expense				
Salaries	\$28,197,974	\$28,115,035	(\$82,939)	-0.3%
Employee Benefits	\$32,120,751	\$32,549,507	\$428,756	1.3%
Contractual Services	\$4,142,528	\$4,804,764	\$662,236	16.0%
Supplies	\$3,172,544	\$3,275,495	\$102,951	3.2%
Travel	\$274,901	\$333,032	\$58,131	21.1%
Fixed Charges	\$1,616,557	\$1,591,347	(\$25,210)	-1.6%
Utilities	\$1,212,502	\$1,220,675	\$8,173	0.7%
Capital Outlay	\$2,770,250	\$1,646,739	(\$1,123,511)	-40.6%
Other	\$907,807	\$916,500	\$8,693	1.0%
Sum of all Expense	\$74,415,814	\$74,453,094	\$37,280	0.1%
Contingency				
Contingency	\$150,000	\$100,000	(\$50,000)	-33.3%
Sum of all Contingency	\$150,000	\$100,000	(\$50,000)	-33.3%
Net Transfer				
Interfund Transfer Out	\$1,000,000	\$1,150,000	\$150,000	15.0%
Sum of all Net Transfers	\$1,000,000	\$1,150,000	\$150,000	15.0%
Surplus/(Deficit)	(\$1,662,123)	(\$289,282)		
Estimated Ending Fund Balance	\$30,648,910	\$31,403,223		

Total of Op Funds (01 & 02)

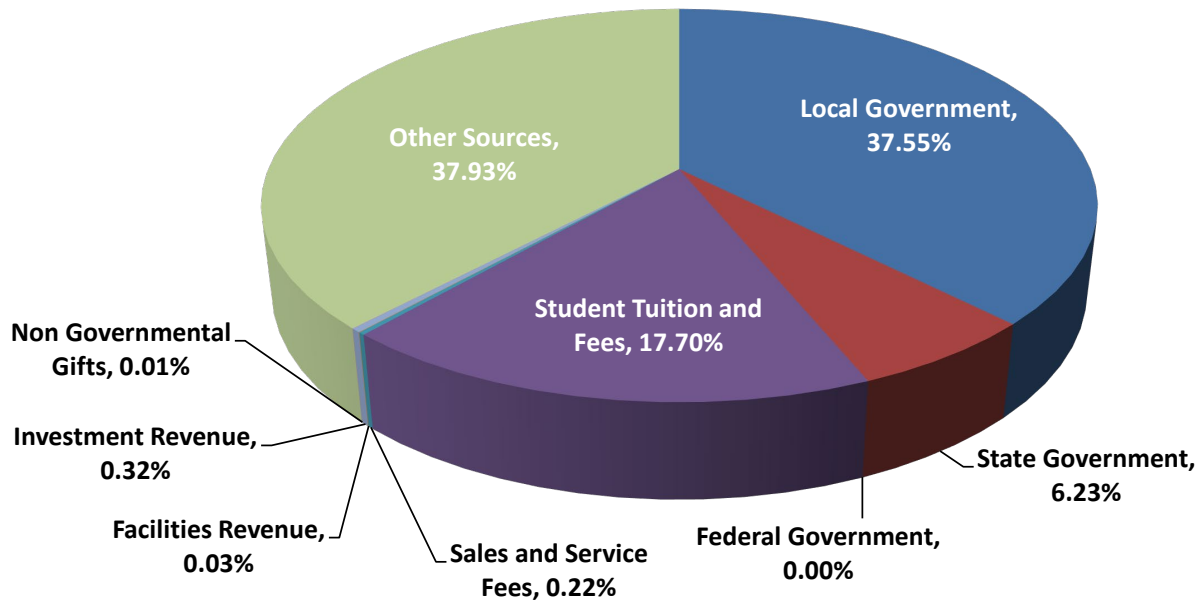
(\$1,662,123)

(\$289,282)

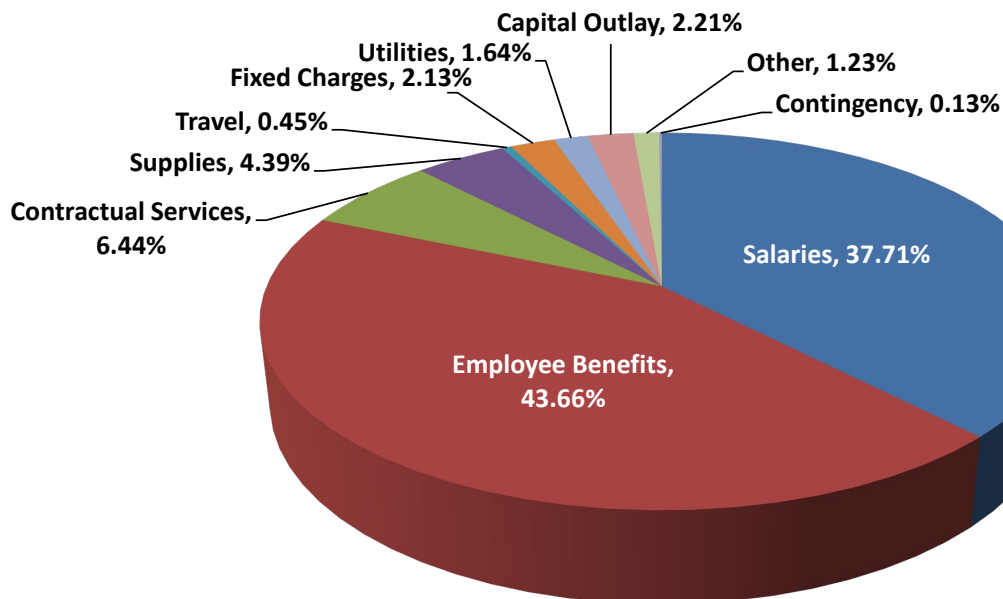
\$1,372,841

Combined Budget For Operating Funds Education Fund 01 and Operations Maintenance Fund 02

FY23 Budgeted Operating Revenue By Source



FY23 Budgeted Operating Expenditure By Group



FISCAL YEAR 2023
BUDGETS BY FUND

FY23 Budget Summary By Fund & Object Group

<i>Fund Code & Name</i>	<i>FY22 Budget</i>	<i>FY23 Budget</i>	<i>\$ Change</i>	<i>% Change</i>
01 Education				
Beginning Fund Balance	\$24,117,766	\$26,177,158	\$2,059,392	8.5%
Local Governmental Sources	\$25,744,854	\$25,814,854	\$70,000	0.3%
State Governmental Sources	\$3,194,451	\$3,826,271	\$631,820	19.8%
Federal Governmental Sources	\$0			
Student Tuition & Fees	\$11,756,625	\$11,796,580	\$39,955	0.3%
Sales & Service Fees	\$52,750	\$164,000	\$111,250	210.9%
Facilities Revenue	\$18,966	\$18,966	\$0	0.0%
Investment Revenue	\$399,373	\$232,447	(\$166,926)	-41.8%
Nongovernmental Gifts	\$11,000	\$11,000	\$0	0.0%
Other Revenue	\$27,647,871	\$28,570,848	\$922,977	3.3%
Total Education Fund Revenue	\$68,825,890	\$70,434,966	\$1,609,076	2.3%
Salaries	\$27,602,359	\$27,472,174	(\$130,185)	-0.5%
Employee Benefits	\$31,977,816	\$32,399,884	\$422,068	1.3%
Contractual Services	\$2,433,683	\$2,842,135	\$408,452	16.8%
Supplies	\$2,317,609	\$2,590,560	\$272,951	11.8%
Travel	\$255,241	\$309,372	\$54,131	21.2%
Fixed Charges	\$1,571,057	\$1,539,347	(\$31,710)	-2.0%
Utilities	\$274,502	\$257,675	(\$16,827)	-6.1%
Capital Outlay	\$411,250	\$916,739	\$505,489	122.9%
Other	\$907,807	\$916,500	\$8,693	1.0%
Total Education Fund Expense	\$67,751,324	\$69,244,386	\$1,493,062	2.2%
Contingency	\$150,000	\$100,000	(\$50,000)	-33.3%
Total Education Fund Contingency	\$150,000	\$100,000	(\$50,000)	-33.3%
		\$0	N/A	N/A
Interfund Transfer Out		\$150,000		
Total Education Fund Transfers		\$150,000		
Education Surplus/(Deficit)	\$924,566	\$940,580	\$16,014	1.7%
Estimated Ending Fund Balance	\$25,042,332	\$27,117,738	\$2,075,406	8.3%

FY23 Budget Summary By Fund & Object Group

<i>Fund Code & Name</i>	<i>FY22 Budget</i>	<i>FY23 Budget</i>	<i>\$ Change</i>	<i>% Change</i>
02 Operations and Maintenance				
Beginning Fund Balance	\$8,193,267	\$5,515,347	(\$2,677,920)	-32.7%
Local Governmental Sources	\$2,480,204	\$2,505,204	\$25,000	1.0%
State Governmental Sources	\$861,984	\$873,171	\$11,187	1.3%
Student Tuition & Fees	\$1,593,802	\$1,553,847	(\$39,955)	-2.5%
Investment Revenue	\$110,811	\$10,624	(\$100,187)	-90.4%
Other Revenue	\$31,000	\$36,000	\$5,000	16.1%
Total Operations and Maintenance Fund Revenue	\$5,077,801	\$4,978,846	(\$98,955)	-1.9%
Salaries	\$595,615	\$642,861	\$47,246	7.9%
Employee Benefits	\$142,935	\$149,623	\$6,688	4.7%
Contractual Services	\$1,708,845	\$1,962,629	\$253,784	14.9%
Supplies	\$854,935	\$684,935	(\$170,000)	-19.9%
Travel	\$19,660	\$23,660	\$4,000	20.3%
Fixed Charges	\$45,500	\$52,000	\$6,500	14.3%
Utilities	\$938,000	\$963,000	\$25,000	2.7%
Capital Outlay	\$2,359,000	\$730,000	(\$1,629,000)	-69.1%
Total Operations and Maintenance Fund Expense	\$6,664,490	\$5,208,708	(\$1,455,782)	-21.8%
		\$0	N/A	N/A
Interfund Transfer Out	\$1,000,000	\$1,000,000	\$0	0.0%
Total Operations and Maintenance Fund Transfers	\$1,000,000	\$1,000,000	\$0	0.0%
Operations and Maintenance Surplus/(Deficit)	(\$2,586,689)	(\$1,229,862)	\$1,356,827	-52.5%
Estimated Ending Fund Balance	\$5,606,578	\$4,285,485	(\$1,321,093)	-23.6%

FY23 Budget Summary By Fund & Object Group

<i>Fund Code & Name</i>	<i>FY22 Budget</i>	<i>FY23 Budget</i>	<i>\$ Change</i>	<i>% Change</i>
03 Operations and Maintenance Restricted				
Beginning Fund Balance	\$5,654,508	\$7,795,706	\$2,141,198	37.9%
State Governmental Sources	\$18,129,625	\$18,129,625	\$0	0.0%
Student Tuition & Fees	\$79,412	\$79,133	(\$279)	-0.4%
Investment Revenue	\$89,730	\$57,630	(\$32,100)	-35.8%
Nongovernmental Gifts	\$2,500,000	\$2,500,000	\$0	0.0%
Other Revenue	\$1,000,000	\$1,000,000	\$0	0.0%
Total Operations and Maintenance Restricted Fund Revenue	\$21,798,767	\$21,766,388	(\$32,379)	-0.1%
Contractual Services	\$105,000	\$105,000	\$0	0.0%
Capital Outlay	\$26,597,060	\$29,625,324	\$3,028,264	11.4%
Total Operations and Maintenance Restricted Fund Expense	\$26,702,060	\$29,730,324	\$3,028,264	11.3%
		\$0	N/A	N/A
Interfund Transfer In	\$1,000,000	\$1,000,000	\$0	0.0%
Total Operations and Maintenance Restricted Fund Transfers	(\$1,000,000)	(\$1,000,000)	\$0	0.0%
Operations and Maintenance Restricted Surplus/(Deficit)	(\$3,903,293)	(\$6,963,936)	(\$3,060,643)	78.4%
Estimated Ending Fund Balance	\$1,751,215	\$831,770	(\$919,445)	-52.5%

FY23 Budget Summary By Fund & Object Group

<i>Fund Code & Name</i>	<i>FY22 Budget</i>	<i>FY23 Budget</i>	<i>\$ Change</i>	<i>% Change</i>
04 Bond and Interest				
Beginning Fund Balance	\$221,886	\$334,743	\$112,857	50.9%
Student Tuition & Fees	\$741,180	\$738,579	(\$2,601)	-0.4%
Total Bond and Interest Fund Revenue	\$741,180	\$738,579	(\$2,601)	-0.4%
Fixed Charges	\$626,200	\$622,800	(\$3,400)	-0.5%
Total Bond and Interest Fund Expense	\$626,200	\$622,800	(\$3,400)	-0.5%
Bond and Interest Surplus/(Deficit)	\$114,980	\$115,779	\$799	0.7%
Estimated Ending Fund Balance	\$336,866	\$450,522	\$113,656	33.7%

FY23 Budget Summary By Fund & Object Group

<i>Fund Code & Name</i>	<i>FY22 Budget</i>	<i>FY23 Budget</i>	<i>\$ Change</i>	<i>% Change</i>
05 Auxiliary				
Beginning Fund Balance	\$522,810	\$297,400	(\$225,410)	-43.1%
Student Tuition & Fees	\$797,386	\$800,266	\$2,880	0.4%
Sales & Service Fees	\$2,972,500	\$3,056,500	\$84,000	2.8%
Facilities Revenue	\$30,000	\$35,000	\$5,000	16.7%
Nongovernmental Gifts	\$0	\$0	N/A	N/A
Other Revenue	\$7,500	\$7,500	\$0	0.0%
Total Auxiliary Fund Revenue	\$3,807,386	\$3,899,266	\$91,880	2.4%
Salaries	\$2,076,383	\$2,033,362	(\$43,021)	-2.1%
Employee Benefits	\$356,340	\$453,295	\$96,955	27.2%
Contractual Services	\$387,900	\$414,750	\$26,850	6.9%
Supplies	\$1,290,800	\$1,287,650	(\$3,150)	-0.2%
Travel	\$63,100	\$84,700	\$21,600	34.2%
Fixed Charges	\$20,000	\$22,040	\$2,040	10.2%
Capital Outlay	\$0	\$8,000	\$8,000	#Div/0!
Other	\$10,600	\$11,000	\$400	3.8%
Total Auxiliary Fund Expense	\$4,205,123	\$4,314,797	\$109,674	2.6%
		\$0	N/A	N/A
Interfund Transfer In		\$150,000		
Total Auxiliary Fund Transfers		(\$150,000)		
Auxiliary Surplus/(Deficit)	(\$397,737)	(\$265,531)	\$132,206	-33.2%
Estimated Ending Fund Balance	\$125,073	\$31,869	(\$93,204)	-74.5%

FY23 Budget Summary By Fund & Object Group

<i>Fund Code & Name</i>	<i>FY22 Budget</i>	<i>FY23 Budget</i>	<i>\$ Change</i>	<i>% Change</i>
06 Restricted Purposes				
Beginning Fund Balance	(\$4,525)	\$229,501	\$234,026	-5171.8%
Local Governmental Sources	\$0			
State Governmental Sources	\$1,159,272	\$1,057,287	(\$101,985)	-8.8%
Federal Governmental Sources	\$19,831,423	\$8,977,695	(\$10,853,728)	-54.7%
Nongovernmental Gifts	\$263,500	\$200,000	(\$63,500)	-24.1%
Other Revenue	\$4,622,408	\$5,000,000	\$377,592	8.2%
Total Restricted Purposes Fund Revenue	\$25,876,603	\$15,234,982	(\$10,641,621)	-41.1%
Salaries	\$1,544,024	\$1,224,479	(\$319,545)	-20.7%
Employee Benefits	\$235,221	\$233,022	(\$2,199)	-0.9%
Contractual Services	\$332,701	\$234,247	(\$98,454)	-29.6%
Supplies	\$5,439,338	\$146,513	(\$5,292,825)	-97.3%
Travel	\$95,602	\$108,938	\$13,336	13.9%
Fixed Charges	\$80	\$80	\$0	0.0%
Utilities	\$1,083	\$1,083	\$0	0.0%
Capital Outlay	\$1,462,500	\$765,000	(\$697,500)	-47.7%
Other	\$16,766,055	\$12,521,620	(\$4,244,435)	-25.3%
Total Restricted Purposes Fund Expense	\$25,876,603	\$15,234,982	(\$10,641,621)	-41.1%
		\$0	N/A	N/A
Total Restricted Purposes Fund Transfers		\$0	N/A	N/A
Restricted Purposes Surplus/(Deficit)	\$0	\$0	N/A	N/A
Estimated Ending Fund Balance	(\$4,525)	\$229,501	\$234,026	-5171.8%

FY23 Budget Summary By Fund & Object Group

<i>Fund Code & Name</i>	<i>FY22 Budget</i>	<i>FY23 Budget</i>	<i>\$ Change</i>	<i>% Change</i>
07 Working Cash				
Beginning Fund Balance	\$3,056,600	\$2,999,096	(\$57,504)	-1.9%
Investment Revenue	\$50,432	\$30,289	(\$20,143)	-39.9%
Total Working Cash Fund Revenue	\$50,432	\$30,289	(\$20,143)	-39.9%
Working Cash Surplus/(Deficit)	\$50,432	\$30,289	(\$20,143)	-39.9%
Estimated Ending Fund Balance	\$3,107,032	\$3,029,385	(\$77,647)	-2.5%

FY23 Budget Summary By Fund & Object Group

<i>Fund Code & Name</i>	<i>FY22 Budget</i>	<i>FY23 Budget</i>	<i>\$ Change</i>	<i>% Change</i>
08 General Fixed Asset				
Beginning Fund Balance	\$70,248,226	\$71,792,039	\$1,543,813	2.2%
Other Revenue	\$0			
Total General Fixed Asset Fund Revenue	\$0			
Capital Outlay	\$0	\$0	N/A	N/A
Total General Fixed Asset Fund Expense	\$0	\$0	N/A	N/A
		\$0	N/A	N/A
Total General Fixed Asset Fund Transfers		\$0	N/A	N/A
General Fixed Asset Surplus/(Deficit)	\$0	\$0	N/A	N/A
Estimated Ending Fund Balance	\$70,248,226	\$71,792,039	\$1,543,813	2.2%

FY23 Budget Summary By Fund & Object Group

<i>Fund Code & Name</i>	<i>FY22 Budget</i>	<i>FY23 Budget</i>	<i>\$ Change</i>	<i>% Change</i>
09 General Long-Term Debt				
Beginning Fund Balance	(\$10,700,905)	(\$9,722,116)	\$978,789	-9.1%
Other Revenue	\$0			
Total General Long-Term Debt Fund Revenue	\$0			
Fixed Charges	\$0	\$0	N/A	N/A
Total General Long-Term Debt Fund Expense	\$0	\$0	N/A	N/A
		\$0	N/A	N/A
Total General Long-Term Debt Fund Transfers		\$0	N/A	N/A
General Long-Term Debt Surplus/(Deficit)	\$0	\$0	N/A	N/A
Estimated Ending Fund Balance	(\$10,700,905)	(\$9,722,116)	\$978,789	-9.1%

FY23 Budget Summary By Fund & Object Group

<i>Fund Code & Name</i>	<i>FY22 Budget</i>	<i>FY23 Budget</i>	<i>\$ Change</i>	<i>% Change</i>
10 Trust & Agency				
Beginning Fund Balance	\$410,950	\$407,367	(\$3,583)	-0.9%
Nongovernmental Gifts	\$0	\$0	N/A	N/A
Other Revenue	\$0	\$0	N/A	N/A
Total Trust & Agency Fund Revenue	\$0	\$0	N/A	N/A
Other	\$0	\$0	N/A	N/A
Total Trust & Agency Fund Expense	\$0	\$0	N/A	N/A
		\$0	N/A	N/A
Total Trust & Agency Fund Transfers		\$0	N/A	N/A
Trust & Agency Surplus/(Deficit)	\$0	\$0	N/A	N/A
Estimated Ending Fund Balance	\$410,950	\$407,367	(\$3,583)	-0.9%

FY23 Budget Summary By Fund & Object Group

<i>Fund Code & Name</i>	<i>FY22 Budget</i>	<i>FY23 Budget</i>	<i>\$ Change</i>	<i>% Change</i>
11 Audit				
Beginning Fund Balance	\$58,348	\$52,680	(\$5,668)	-9.7%
Local Governmental Sources	\$75,000	\$75,000	\$0	0.0%
Total Audit Fund Revenue	\$75,000	\$75,000	\$0	0.0%
Contractual Services	\$85,000	\$82,000	(\$3,000)	-3.5%
Total Audit Fund Expense	\$85,000	\$82,000	(\$3,000)	-3.5%
Audit Surplus/(Deficit)	(\$10,000)	(\$7,000)	\$3,000	-30.0%
Estimated Ending Fund Balance	\$48,348	\$45,680	(\$2,668)	-5.5%

FY23 Budget Summary By Fund & Object Group

<i>Fund Code & Name</i>	<i>FY22 Budget</i>	<i>FY23 Budget</i>	<i>\$ Change</i>	<i>% Change</i>
12 Liability, Protection & Settlement				
Beginning Fund Balance	\$618,749	\$540,204	(\$78,545)	-12.7%
Local Governmental Sources	\$702,444	\$702,444	\$0	0.0%
Investment Revenue	\$10,487	\$6,325	(\$4,162)	-39.7%
Total Liability, Protection & Settlement Fund Revenue	\$712,931	\$708,769	(\$4,162)	-0.6%
Employee Benefits	\$647,931	\$599,959	(\$47,972)	-7.4%
Contractual Services	\$0	\$0	N/A	N/A
Supplies	\$0	\$0	N/A	N/A
Fixed Charges	\$65,000	\$103,904	\$38,904	59.9%
Total Liability, Protection & Settlement Fund Expense	\$712,931	\$703,863	(\$9,068)	-1.3%
		\$0	N/A	N/A
Total Liability, Protection & Settlement Fund Transfers		\$0	N/A	N/A
Liability, Protection & Settlement Surplus/(Deficit)	\$0	\$4,906	\$4,906	#Div/0!
Estimated Ending Fund Balance	\$618,749	\$545,110	(\$73,639)	-11.9%

FY23 Budget Summary By Fund & Object Group

<i>Fund Code & Name</i>	<i>FY22 Budget</i>	<i>FY23 Budget</i>	<i>\$ Change</i>	<i>% Change</i>
13 Building Bond Proceeds				
Beginning Fund Balance	\$0	\$0	N/A	N/A
Total Building Bond Proceeds Fund Transfers		\$0	N/A	N/A
Building Bond Proceeds Surplus/(Deficit)		\$0	N/A	N/A
Estimated Ending Fund Balance				

FY23 Budget Summary By Fund & Object Group

<i>Fund Code & Name</i>	<i>FY22 Budget</i>	<i>FY23 Budget</i>	<i>\$ Change</i>	<i>% Change</i>
14 Public Building Commission Rental				
Beginning Fund Balance	\$0	\$0	N/A	N/A
Total Public Building Commission Rental Fund Transfers		\$0	N/A	N/A
Public Building Commission Rental Surplus/(Deficit)		\$0	N/A	N/A
Estimated Ending Fund Balance				

FY23 Budget Summary By Fund & Object Group

<i>Fund Code & Name</i>		<i>FY22 Budget</i>	<i>FY23 Budget</i>	<i>\$ Change</i>	<i>% Change</i>
15 Public Building Commission Operation & Maintenance					
Beginning Fund Balance		\$0			
			\$0	N/A	N/A
Total Public Building Commission Operation & Maintenance Fund Transfers			\$0	N/A	N/A
Public Building Commission Operation & Maintenance Surplu			\$0	N/A	N/A
Estimated Ending Fund Balance					

FY23 Budget Summary By Fund & Object Group

<i>Fund Code & Name</i>	<i>FY22 Budget</i>	<i>FY23 Budget</i>	<i>\$ Change</i>	<i>% Change</i>
17 OPEB Liability				
Beginning Fund Balance	(\$27,928,385)	(\$28,528,385)	(\$600,000)	2.1%
Other Revenue	\$1,500,000	\$1,500,000	\$0	0.0%
Total OPEB Liability Fund Revenue	\$1,500,000	\$1,500,000	\$0	0.0%
Employee Benefits	\$2,999,998	\$2,999,998	\$0	0.0%
Total OPEB Liability Fund Expense	\$2,999,998	\$2,999,998	\$0	0.0%
OPEB Liability Surplus/(Deficit)	(\$1,499,998)	(\$1,499,998)	\$0	0.0%
Estimated Ending Fund Balance	(\$29,428,383)	(\$30,028,383)	(\$600,000)	2.0%

FY23 Budget Summary By Fund & Object Group

<i>Fund Code & Name</i>	<i>FY22 Budget</i>	<i>FY23 Budget</i>	<i>\$ Change</i>	<i>% Change</i>
------------------------------------	---------------------------	---------------------------	-------------------------	------------------------

Grand Total All Funds Combined

\$6,191,289

(\$7,307,739)

(\$8,874,773)

(\$1,567,034)

FUND BALANCE
TENTATIVE RESERVE RATIO

Board Policy 2.1.5.1

Operating Fund Balance

Reserve Requirement Calculation (b.)

FY23		OPERATING EXPENSE BUDGETED		
Tentative Budget		Fund 01	Fund 02	Combined
FY23 Total Operating Funds Expenditures		69,494,386	6,208,708	75,703,094
Less: Budgeted SURS Pass-Thru				
01-8060-501016-5299900-50		(22,500,000)	-	(22,500,000)
Less: Contingency		(100,000)	-	(100,000)
Less: Net Transfers		-	-	-
Net Annual Operating Funds Expenditures		46,894,386	6,208,708	53,103,094
4 Months Minimum Reserve	33.33%	15,631,462	2,069,569	17,701,031
8 Months Maximum Reserve	66.67%	31,262,924	4,139,139	35,402,063
Calculated Tentative Budget Reserve		BUDGETED ENDING FUND BALANCE		
Method 1: Contingency is not utilized		Fund 01	Fund 02	Combined
FY23 Budgeted Ending Balance		26,177,158	5,515,347	31,692,505
Adjustments				
Add: Contingency (assumed not used)		100,000	-	100,000
Ending Budgeted Fund Balance Reserve		26,277,158	5,515,347	31,792,505
Number Of Months In Reserve				7.18
4 Month Over/(Under) Ending Balance Minimum				14,091,474
8 Month Over/(Under) Ending Balance Maximum				(3,609,558)
Method 2: Contingency fully utilized				
FY23 Budgeted Ending Balance		26,177,158	5,515,347	31,692,505
Adjustments				
Add: Contingency (assumed used)		-	-	-
FY23 Budgeted Ending Balance		26,177,158	5,515,347	31,692,505
Number Of Months In Reserve				7.15
4 Month Over/(Under) Ending Balance Minimum				13,991,474
8 Month Over/(Under) Ending Balance Maximum				(3,709,558)

Budget is in compliance with Board Policy 2.1.5.1. b). under either method displayed.

A second calculation of compliance from the CAFR at year end will be used to determine actual compliance per Board Policy 2.1.5.1. a).

Operating Cash Ratio (method 1)	59.87%
Operating Cash Ratio (method 2)	59.68%

FISCAL YEAR 2023
TENTATIVE BUDGET
ILLINOIS COMMUNITY COLLEGE BOARD
ICCB FORMAT

STATE OF ILLINOIS
COMMUNITY COLLEGE DISTRICT NO. 528

TENTATIVE
FISCAL YEAR 2023 BUDGET

McHENRY COUNTY COLLEGE
8900 U.S. HWY 14
CRYSTAL LAKE, IL. 60012

McHenry County College

Community College District No. 528

Budget Calendar

Fiscal Year Ending June 30, 2023

January 2022		
	07-Jan-22	President's Cabinet establish planning parameters and assumptions regarding revenue projections, new programs, enrollment, capital requests.
	10-Jan-22	FY 2023 budget worksheets are prepared and distributed to budget officers.
	24-Jan-22	Budget managers confer with their Cabinet members regarding budget parameters and assumptions and prepare their budgets for submission.
March 2022		
	21-Mar-22	Cabinet members review and revise budget officers requests. Requests are updated through the budget database. All budget worksheets submitted to the CFO for compilation.
	28-Mar-22	CFO to produce preliminary budget reports for the Cabinet members for review and adjustment as may be needed.
April 2022		
	14-Apr-22	Campus Community involvement in new budget construction.
	19-Apr-22	Campus Community involvement in new budget construction.
May 2022		
	02-May-22	Presidents Cabinet initial review of the preliminary budget. Adjustments to the requests or parameters are made as needed.
	08-May-22	Cabinet members review modified initial budgets based previous review and adjust budget requests as necessary. Based on acceptance of changes/adjustments a draft version of the FY 2023 Tentative Budget will be created.
June 2022		
	08-Jun-22	Optional: Board budget workshop for overview discussion if requested prior to Finance and Audit Committee review.
	17-Jun-22	Tentative budget is prepared for presentation for June 2022 COTW Meeting.
	21-Jun-22	Presentation of FY 2023 Tentative Budget to the Board of Trustees.
	21-Jun-22	Optional: Budget review in Finance & Audit Committee if prior to Committee of the Whole Meeting.
	30-Jun-22	Board approval of Tentative Budget and Public notice of hearing on Budget to be issued. FY 2023 Tentative Budget made available for public inspection. Legal notice of public inspection to be published in local newspaper per statute(Exact Dates TBD).
July 2022		
	01-Jul-22	FY 2023 Tentative Budget goes into effect until Final Budget is adopted.
September 2022		
	05-Sep-22	Cabinet members incorporate any adjustments if needed into the FY 2023 Tentative Budget based upon modifications to revenue assumptions and changes in areas of expenditures.
	22-Sep-22	Board review of Fund Balance Policy and comparison to new budget.
	22-Sep-22	Public Hearing @ 6:00pm for FY 2023 Final Budget. After the Public Hearing the Board is expected to adopt FY 2023 Final Budget resolution.
	22-Sep-22	FY 2023 Final Budget finalized for presentation to and adoption by the Board of Trustees.

SUMMARY OF FISCAL YEAR 2023 BUDGET BY FUND

	Beginning Balance	Budgeted Revenues	Budgeted Expenditures	Budgeted Transfers from (to) Other Funds	Budgeted Ending Balance
General					
Education Fund	26,177,158	70,434,966	69,344,386	-150,000	27,117,738
Operations and Maintenance Fund	5,515,347	4,978,846	5,208,708	-1,000,000	4,285,485
Special Revenue					
Restricted Purposes Fund	0	15,234,982	15,234,982	0	0
Audit Fund	52,680	75,000	82,000	0	45,680
Liability, Protection, and Settlement Fund	540,204	708,769	703,863	0	545,110
Public Building Commission Operations and Maintenance Fund	0	0	0	0	0
Debt Service					
Bond and Interest Fund	334,743	738,579	622,800	0	450,522
Public Building Commission Rental Fund	0	0	0	0	0
Capital Projects					
Operations and Maintenance (Restricted) Fund	7,795,706	21,766,388	29,730,324	1,000,000	831,770
Building Bond Proceeds Fund	0	0	0	0	0
Proprietary Fund					
Auxiliary Enterprises Fund	297,400	3,899,266	4,314,797	150,000	31,869
OPEB Liability					
OPEB Liability Fund	-28,528,385	1,500,000	2,999,998	0	-30,028,383

The Official Budget which is accurately summarized in this document was approved by the Board of Trustees on _____

Date

ATTEST: _____
Secretary, Board of Trustees

SUMMARY OF FISCAL YEAR 2023 ESTIMATED REVENUES

	Education Fund	Operations and Maintenance Fund	Public Building Commission Operation & Maintenance Fund	Total Operating Funds
OPERATING REVENUES BY SOURCE				
Local Government				
Local Taxes	25,564,854	2,355,204	0	27,920,058
Payment in Lieu of Taxes	250,000	150,000	0	400,000
Total Local Government	25,814,854	2,505,204		28,320,058
State Government				
Base Operating Grants	3,492,687	873,171	0	4,365,858
ICCB Equalization Grant	50,000	0	0	50,000
State Grants	-65,000	0	0	-65,000
Illinois State Board of Education	348,584	0	0	348,584
Total State Government	3,826,271	873,171		4,699,442
Federal Government				
Dept. Of Education - Other Sources	0	0	0	
Total Federal Government				
Student Tuition and Fees				
Resident	9,216,063	1,520,542	0	10,736,605
Out-of-District	143,704	27,976	0	171,680
Out-of-State	19,652	4,428	0	24,080
International	13,260	901	0	14,161
Student Fees	1,809,626	0	0	1,809,626
Other Student Tuition and Fees	594,275	0	0	594,275
Total Student Tuition and Fees	11,796,580	1,553,847		13,350,427
Sales and Service Fees				
Public Service/Community Education/Customized Traini	160,000	0	0	160,000
Other Sales and Service	4,000	0	0	4,000
Total Sales and Service Fees	164,000			164,000
Facilities Revenue				
Facility/Misc Rentals	18,966	0	0	18,966
Total Facilities Revenue	18,966			18,966
Investment Revenue				
Investment Revenue	232,447	10,624	0	243,071
Total Investment Revenue	232,447	10,624		243,071
Non Governmental Gifts				
Non Governmental Gifts	11,000	0	0	11,000
Total Non Governmental Gifts	11,000			11,000
Other Sources				
Other Revenues	28,570,848	36,000	0	28,606,848
Total Other Sources	28,570,848	36,000		28,606,848

SUMMARY OF FISCAL YEAR 2023 OPERATING BUDGETED EXPENDITURES

	Education Fund	Operations and Maintenance Fund	Public Building Commission Operation Maintenance Fund	Total Operating Funds	%
<u>BY PROGRAM</u>					
Instruction	19,693,779	0	0	19,693,779	26.01
Academic Support	3,205,541	0	0	3,205,541	4.23
Student Services	4,192,982	0	0	4,192,982	5.54
Public Service/Continuing Education	1,187,223	0	0	1,187,223	1.57
Operation & Maintenance of Plant	0	6,208,034	0	6,208,034	8.20
Institutional Support	41,134,861	674	0	41,135,535	54.34
Scholarships, Student Grants & Waivers	80,000	0	0	80,000	0.11
Total 2023 Budgeted Expenditures	69,494,386	6,208,708	0	75,703,094	100.00
Less Nonoperating Items*					
Tuition Chargeback	0	0	0	0	0.00
Instructional Service Contracts	74,540	0	0	74,540	0.10
Adjusted Expenditures	69,419,846	6,208,708	0	75,628,554	99.90

*Interdistrict activity that does not generate related local district credit hours are subtracted to allow for statewide comparisons.

BY OBJECT

Salaries	27,472,174	642,861	0	28,115,035	37.14
Employee Benefits	32,399,884	149,623	0	32,549,507	43.00
Contractual Services	2,842,135	1,962,629	0	4,804,764	6.35
Supplies	2,590,560	684,935	0	3,275,495	4.33
Travel	309,372	23,660	0	333,032	0.44
Fixed Charges	1,539,347	52,000	0	1,591,347	2.10
Utilities	257,675	963,000	0	1,220,675	1.61
Capital Outlay	916,739	730,000	0	1,646,739	2.18
Other	916,500	0	0	916,500	1.21
Contingency	100,000	0	0	100,000	0.13
Interfund Transfer Out	150,000	1,000,000	0	1,150,000	1.52

Total 2023 Budgeted Expenditures	69,494,386	6,208,708	0	75,703,094	100.00
Less Nonoperating Items*					
Tuition Chargeback	0	0	0	0	0.00
Instructional Service Contracts	74,540	0	0	74,540	0.10
Adjusted Expenditures	69,419,846	6,208,708	0	75,628,554	99.90

*Interdistrict activity that does not generate related local district credit hours are subtracted to allow for statewide comparisons.

FISCAL YEAR 2023 BUDGETED EXPENDITURES

Education	Appropriations	Totals
Instruction		
Salaries	15,975,933	
Employee Benefits	2,504,895	
Contractual Services	199,662	
General Materials and Supplies	667,770	
Travel and Conference/Meeting Expense	40,679	
Fixed Charges	36,765	
Utilities	4,000	
Capital Outlay	252,075	
Other	12,000	
Provision for Contingency	0	
		19,693,779
Academic Support		
Salaries	2,002,438	
Employee Benefits	358,556	
Contractual Services	148,685	
General Materials and Supplies	288,214	
Travel and Conference/Meeting Expense	35,634	
Fixed Charges	350	
Utilities	0	
Capital Outlay	324,664	
Other	47,000	
Provision for Contingency	0	
		3,205,541
Student Services		
Salaries	2,863,611	
Employee Benefits	815,776	
Contractual Services	290,027	
General Materials and Supplies	183,474	
Travel and Conference/Meeting Expense	39,544	
Fixed Charges	50	
Utilities	0	
Capital Outlay	0	
Other	500	
Provision for Contingency	0	
		4,192,982

Public Service/Continuing Education

Salaries	827,325	
Employee Benefits	231,087	
Contractual Services	57,489	
General Materials and Supplies	65,368	
Travel and Conference/Meeting Expense	4,754	
Fixed Charges	200	
Utilities	0	
Capital Outlay	0	
Other	1,000	
Provision for Contingency	0	
		1,187,223

Institutional Support

Salaries	5,802,867	
Employee Benefits	28,489,570	
Contractual Services	2,146,272	
General Materials and Supplies	1,385,734	
Travel and Conference/Meeting Expense	188,761	
Fixed Charges	1,501,982	
Utilities	253,675	
Capital Outlay	340,000	
Other	776,000	
Provision for Contingency	100,000	
		40,984,861

Scholarships, Student Grants & Waivers

Salaries	0	
Employee Benefits	0	
Contractual Services	0	
General Materials and Supplies	0	
Travel and Conference/Meeting Expense	0	
Fixed Charges	0	
Utilities	0	
Capital Outlay	0	
Other	80,000	
Provision for Contingency	0	
		80,000

Interfund Transfers Out

150,000

Total Education Fund Expenditures

69,494,386

FISCAL YEAR 2023 BUDGETED EXPENDITURES

Operations and Maintenance	Appropriations	Totals
<hr/>		
Operation & Maintenance of Plant		
Salaries	642,861	
Employee Benefits	149,623	
Contractual Services	1,961,955	
General Materials and Supplies	684,935	
Travel and Conference/Meeting Expense	23,660	
Fixed Charges	52,000	
Utilities	963,000	
Capital Outlay	730,000	
Other	0	
Provision for Contingency	0	
		5,208,034
<hr/>		
Institutional Support		
Salaries	0	
Employee Benefits	0	
Contractual Services	674	
General Materials and Supplies	0	
Travel and Conference/Meeting Expense	0	
Fixed Charges	0	
Utilities	0	
Capital Outlay	0	
Other	0	
Provision for Contingency	0	
		674
<hr/>		
Interfund Transfers Out		1,000,000
<hr/>		
Total Operations and Maintenance Fund Expenditures		6,208,708
<hr/>		
Total Operating Fund Expenditures		74,553,094
<hr/>		

FISCAL YEAR 2023 BUDGETED REVENUES

Operations and Maintenance Restricted	Revenues	Totals
State Government		
Other State Sources	18,129,625	18,129,625
Student Tuition and Fees		
Student Fees	79,133	79,133
Investment Revenue		
Investment Revenue	57,630	57,630
Non Governmental Gifts		
Non Governmental Gifts	2,500,000	2,500,000
Other Sources		
Other Revenues	1,000,000	1,000,000
Interfund Transfers		
Transfers In	1,000,000	1,000,000
Total Operations and Maintenance Restricted Revenues		22,766,388

FISCAL YEAR 2023 BUDGETED EXPENDITURES

Institutional Support		
Salaries	0	
Employee Benefits	0	
Contractual Services	105,000	
General Materials and Supplies	0	
Travel and Conference/Meeting Expense	0	
Fixed Charges	0	
Utilities	0	
Capital Outlay	29,625,324	
Other	0	
Provision for Contingency	0	
		29,730,324
Interfund Transfers Out		0
Total Operations and Maintenance Restricted Expenditures		29,730,324

FISCAL YEAR 2023 BUDGETED REVENUES

Bond and Interest	Revenues	Totals
Student Tuition and Fees		
Student Fees	738,579	738,579
Total Bond and Interest Revenues		738,579

FISCAL YEAR 2023 BUDGETED EXPENDITURES

Institutional Support		
Salaries	0	
Employee Benefits	0	
Contractual Services	0	
General Materials and Supplies	0	
Travel and Conference/Meeting Expense	0	
Fixed Charges	622,800	
Utilities	0	
Capital Outlay	0	
Other	0	
Provision for Contingency	0	
		622,800
Interfund Transfers Out		0
Total Bond and Interest Expenditures		622,800

FISCAL YEAR 2023 BUDGETED REVENUES

Auxiliary	Revenues	Totals
Student Tuition and Fees		
Resident	783,646	783,646
Out-of-District	598	598
Out-of-State	13,459	13,459
International	2,130	2,130
Application Fees	433	433
Sales and Service Fees		
Food/Cafeteria	598,500	598,500
Bookstore	943,250	943,250
Athletic Fees	4,250	4,250
Public Service/Community Education/Custom	1,002,500	1,002,500
Other Sales and Service	508,000	508,000
Facilities Revenue		
Facility/Misc Rentals	35,000	35,000
Other Sources		
Other Revenues	7,500	7,500
Transfers		
Transfers In	150,000	150,000
Total Auxiliary Revenues		4,049,266

FISCAL YEAR 2023 BUDGETED EXPENDITURES

Student Services		
Salaries	0	
Employee Benefits	0	
Contractual Services	1,000	
General Materials and Supplies	400	
Travel and Conference/Meeting Expense	0	
Fixed Charges	0	
Utilities	0	
Capital Outlay	0	
Other	0	
Provision for Contingency	0	
		1,400

Public Service/Continuing Education

Salaries	287,995	
Employee Benefits	128,520	
Contractual Services	65,500	
General Materials and Supplies	123,600	
Travel and Conference/Meeting Expense	6,800	
Fixed Charges	2,040	
Utilities	0	
Capital Outlay	0	
Other	10,000	
Provision for Contingency	0	
		624,455

Auxiliary Services

Salaries	1,745,367	
Employee Benefits	324,775	
Contractual Services	348,250	
General Materials and Supplies	1,163,650	
Travel and Conference/Meeting Expense	77,900	
Fixed Charges	20,000	
Utilities	0	
Capital Outlay	8,000	
Other	1,000	
Provision for Contingency	0	
		3,688,942

Interfund Transfers Out

0

Total Auxiliary Expenditures

4,314,797

FISCAL YEAR 2023 BUDGETED REVENUES

Restricted Purposes	Revenues	Totals
State Government		
State Grants	19,000	19,000
Adult Education - State Basic Grant	268,000	268,000
Adult Education - Performance Grants	136,074	136,074
Other State Sources	634,213	634,213
Federal Government		
Dept. Of Education - Direct Grants	5,918,744	5,918,744
Dept. Of Education - Other Sources	3,058,951	3,058,951
Non Governmental Gifts		
Non Governmental Gifts	200,000	200,000
Other Sources		
Other Revenues	5,000,000	5,000,000
Total Restricted Purposes Revenues		15,234,982

FISCAL YEAR 2023 BUDGETED EXPENDITURES

Other		
Salaries	0	
Employee Benefits	0	
Contractual Services	0	
General Materials and Supplies	0	
Travel and Conference/Meeting Expense	0	
Fixed Charges	0	
Utilities	0	
Capital Outlay	0	
Other	5,000,000	
Provision for Contingency	0	
		5,000,000

Instruction

Salaries	623,153	
Employee Benefits	63,921	
Contractual Services	0	
General Materials and Supplies	8,000	
Travel and Conference/Meeting Expense	0	
Fixed Charges	0	
Utilities	0	
Capital Outlay	0	
Other	0	
Provision for Contingency	0	
		695,074

Academic Support

Salaries	136,044	
Employee Benefits	53,956	
Contractual Services	10,000	
General Materials and Supplies	0	
Travel and Conference/Meeting Expense	0	
Fixed Charges	0	
Utilities	0	
Capital Outlay	0	
Other	0	
Provision for Contingency	0	
		200,000

Student Services

Salaries	359,669	
Employee Benefits	115,145	
Contractual Services	158,137	
General Materials and Supplies	128,140	
Travel and Conference/Meeting Expense	105,938	
Fixed Charges	80	
Utilities	1,083	
Capital Outlay	265,000	
Other	4,820,302	
Provision for Contingency	0	
		5,953,494

Public Service/Continuing Education

Salaries	0	
Employee Benefits	0	
Contractual Services	61,110	
General Materials and Supplies	10,373	
Travel and Conference/Meeting Expense	0	
Fixed Charges	0	
Utilities	0	
Capital Outlay	0	
Other	1,318	
Provision for Contingency	0	
		72,801

Operation & Maintenance of Plant

Salaries	0	
Employee Benefits	0	
Contractual Services	5,000	
General Materials and Supplies	0	
Travel and Conference/Meeting Expense	0	
Fixed Charges	0	
Utilities	0	
Capital Outlay	0	
Other	0	
Provision for Contingency	0	
		5,000

Institutional Support

Salaries	0	
Employee Benefits	0	
Contractual Services	0	
General Materials and Supplies	0	
Travel and Conference/Meeting Expense	0	
Fixed Charges	0	
Utilities	0	
Capital Outlay	500,000	
Other	2,200,000	
Provision for Contingency	0	
		2,700,000

Scholarships, Student Grants & Waivers

Salaries	105,613	
Employee Benefits	0	
Contractual Services	0	
General Materials and Supplies	0	
Travel and Conference/Meeting Expense	0	
Fixed Charges	0	
Utilities	0	
Capital Outlay	0	
Other	500,000	
Provision for Contingency	0	
		605,613
Interfund Transfers Out		0
Total Restricted Purposes Expenditures		15,231,982

FISCAL YEAR 2023 BUDGETED REVENUES

Working Cash	Revenues	Totals
Investment Revenue		
Investment Revenue	30,289	30,289
	<hr/>	<hr/>
Total Working Cash Revenues		30,289
		<hr/> <hr/>

FISCAL YEAR 2023 BUDGETED REVENUES

Audit	Revenues	Totals
Local Government		
Local Taxes	75,000	75,000
	<hr/>	<hr/>
Total Audit Revenues		75,000
		<hr/> <hr/>

FISCAL YEAR 2023 BUDGETED EXPENDITURES

Institutional Support		
Salaries	0	
Employee Benefits	0	
Contractual Services	82,000	
General Materials and Supplies	0	
Travel and Conference/Meeting Expense	0	
Fixed Charges	0	
Utilities	0	
Capital Outlay	0	
Other	0	
Provision for Contingency	0	
	<hr/>	82,000
Interfund Transfers Out		0
		<hr/>
Total Audit Expenditures		82,000
		<hr/> <hr/>

FISCAL YEAR 2023 BUDGETED REVENUES

Liability, Protection & Settlement	Revenues	Totals
Local Government		
Local Taxes	702,444	702,444
Investment Revenue		
Investment Revenue	6,325	6,325
Total Liability, Protection & Settlement Revenues		708,769

FISCAL YEAR 2023 BUDGETED EXPENDITURES

Institutional Support		
Salaries	0	
Employee Benefits	599,959	
Contractual Services	0	
General Materials and Supplies	0	
Travel and Conference/Meeting Expense	0	
Fixed Charges	103,904	
Utilities	0	
Capital Outlay	0	
Other	0	
Provision for Contingency	0	
		703,863
Interfund Transfers Out		0
Total Liability, Protection & Settlement Expenditures		703,863

FISCAL YEAR 2023 BUDGETED REVENUES

OPEB Liability	Revenues	Totals
Other Sources		
Other Revenues	1,500,000	1,500,000
Total OPEB Liability Revenues		1,500,000

FISCAL YEAR 2023 BUDGETED EXPENDITURES

Instruction

Salaries	0	
Employee Benefits	180,594	
Contractual Services	0	
General Materials and Supplies	0	
Travel and Conference/Meeting Expense	0	
Fixed Charges	0	
Utilities	0	
Capital Outlay	0	
Other	0	
Provision for Contingency	0	
		180,594

Academic Support

Salaries	0	
Employee Benefits	148,026	
Contractual Services	0	
General Materials and Supplies	0	
Travel and Conference/Meeting Expense	0	
Fixed Charges	0	
Utilities	0	
Capital Outlay	0	
Other	0	
Provision for Contingency	0	
		148,026

Student Services

Salaries	0
Employee Benefits	631,346
Contractual Services	0
General Materials and Supplies	0
Travel and Conference/Meeting Expense	0
Fixed Charges	0
Utilities	0
Capital Outlay	0
Other	0
Provision for Contingency	0

		631,346
Public Service/Continuing Education		
Salaries	0	
Employee Benefits	1,552,722	
Contractual Services	0	
General Materials and Supplies	0	
Travel and Conference/Meeting Expense	0	
Fixed Charges	0	
Utilities	0	
Capital Outlay	0	
Other	0	
Provision for Contingency	0	
		1,552,722
Auxiliary Services		
Salaries	0	
Employee Benefits	60,340	
Contractual Services	0	
General Materials and Supplies	0	
Travel and Conference/Meeting Expense	0	
Fixed Charges	0	
Utilities	0	
Capital Outlay	0	
Other	0	
Provision for Contingency	0	
		60,340
Operation & Maintenance of Plant		
Salaries	0	
Employee Benefits	121,068	
Contractual Services	0	
General Materials and Supplies	0	
Travel and Conference/Meeting Expense	0	
Fixed Charges	0	
Utilities	0	
Capital Outlay	0	
Other	0	
Provision for Contingency	0	
		121,068

Institutional Support

Salaries	0	
Employee Benefits	7,284	
Contractual Services	0	
General Materials and Supplies	0	
Travel and Conference/Meeting Expense	0	
Fixed Charges	0	
Utilities	0	
Capital Outlay	0	
Other	0	
Provision for Contingency	0	
		7,284

Scholarships, Student Grants & Waivers

Salaries	0	
Employee Benefits	298,618	
Contractual Services	0	
General Materials and Supplies	0	
Travel and Conference/Meeting Expense	0	
Fixed Charges	0	
Utilities	0	
Capital Outlay	0	
Other	0	
Provision for Contingency	0	
		298,618

Interfund Transfers Out

0

Total OPEB Liability Expenditures

2,999,998

McHenry County College
Proposed Capital Outlay Expenditures
Fiscal Year 2023

Instruction

01-1020-102016-580600000	To cover equipment purchases with reduction of Perkins while we build Programs of Study	25,000	
			25,000
01-1030-102030-580900000	PC Initiative: Automotive Renovation Phase I- Paint and new flooring finish , 7 new steel doors	227,075	
			227,075
TOTAL INSTRUCTION CAPITAL OUTLAY			252,075

Academic Support

01-2080-201010-580600000	Academic Programs - departmental equipment needs	175,000	
			175,000
01-2080-201018-580900000	PC Initiative: E212 Office Suite - New paint, carpet, furniture - OLD & Carpet is ripped, worn, & ragged. Services SSPS & Health Programs	120,000	
			120,000
01-2030-201048-580900000	PC Initiative: New carpet in A210 for Teaching & Learning/College & Career	29,664	
			29,664
TOTAL ACADEMIC SUPPORT CAPITAL OUTLAY			324,664

Institutional Support

01-8020-501010-580600005	large-format printer	5,000	
			5,000
01-8060-501016-580900060	Campus renovations for new initiatives	40,000	
01-8060-501016-580500000	Campus furniture/equipment purchases for new initiatives	40,000	
			80,000
01-8030-501032-580900000	PC Initiative: Duplication Ctr- Folding Machine	6,500	
01-8030-501032-580500000	photo/video equipment for studio	5,000	
			11,500
01-8040-503010-580900000	PC Initiative: Chairs for VPHR office, reception area of HR, permanent walls to replace DHRO office	10,000	
			10,000
01-8080-504010-580500000	Cap. Equipment replacement \$7,500	7,500	
			7,500
01-8080-504020-580500000	Darktrace \$90,000.00 3 new switches/expansion \$18,000.00 New 30KVaUPS to replace the old 20KVa UPS in the MDF \$23,000.00 New wireless Aruba Controller for Shah - current one coming to end of life at end of 2022. \$15,000.00	146,000	
			146,000
01-8080-504030-580900000	PC Initiative: Luecht Lighting Upgrade - The current lighting in the Luecht Conference Center does not meet the needs of the event hosts or participants. The lighting can best be described as a series of car headlights that can be on, off, or dimmed. They	80,000	
			80,000
TOTAL INSTITUTIONAL SUPPORT CAPITAL OUTLAY			340,000
TOTAL EDUCATION FUND CAPITAL OUTLAY			916,739

Operation & Maintenance of Plant

02-7030-505035-580700000	Cargo Service Van \$25k, Lawn Equipment \$15k, other Physical Plant Equipment \$20k	65,000	
		65,000	
02-7010-505060-580900007	Associated A/E fees related to ISES projects	65,000	
02-7010-505060-580700005	GRDEL03- INSTALL POLE-MOUNTED LIGHTING ALONG TARTAN ROAD: Install seven new pole-mounted light fixtures along Tartan Road. The lighting should be installed on 20 foot tall stanchions with LED fixtures. The lighting should be connected to the master control timer. PWSPL04- REPLACE OLDEST FIRE HYDRANT: The fire hydrants around campus are of varying age and condition. Some of these hydrants may be nearing the age where reliable operation becomes questionable. This project provides a budget to replace the older fire hydrants around campus. DEL01- REPLACE EMERGENCY GENERAOR: Replace the existing emergency generator set with an appropriately sized unit based on current facility requirements. Replacement costs include the demolition of existing equipment and installation of a new generator, automatic transfer switches (ATS), battery and charger, exhaust system, and necessary piping and electrical connections. Specify a natural gas-fired unit unless otherwise directed by local standards.	600,000	
		665,000	
TOTAL OPERATION & MAINTENANCE OF PLANT CAPITAL OUTLAY			730,000
TOTAL OPERATIONS AND MAINTENANCE FUND CAPITAL OUTLAY			730,000

Institutional Support

03-8020-501030-580900025	Pumphouse project to be reallocated to other capital project (possible relocation of fire tower)	160,000	
03-8020-501030-580900000	CATI CDB Match @ \$15,761,250.00 CATI MCC Match @ \$6,088,700.00 CATI CPI1-MCC 100% @ \$834,865.00 CATI CPI2-MCC 100% @ \$641,693.00 CATI Connecting Link-MCC 100% @ \$1,300,000.00 CATI Equipment Grant 1 MCC Match @ \$400,000.00 CATI Equipment Grant 2 MCC Match @ \$400,000.00 Access Roadway CDB Match @ \$420,000.00 Access Roadway MCC Match @ \$120,000.00 Access Roadway CPI1-MCC 100% @ \$61,316 Ring Road CDB Match @ \$1,078,125.00 Ring Road MCC Match @ \$359,375.00 Career Technical Education building, approved by the State @ 75% (\$21,015,335 - 15,761,250 = 6,088,700 local match) with escalation increase of \$1,476,558 @ 100% local plus \$1,300,000 for connecting link; State portion for access road leading to loading dock @ 75% (\$560,000 - 420,000 = 120,000 local match); State portion for Ring Road Rebuild @ 75% (\$1,437,500 - 1,078,125 = 359,375 local match w/15% markup)	27,465,324	
03-8020-501030-580900020	Greenhouse project to be reallocated to other capital project (possible relocation of fire tower)	1,000,000	
			28,625,324
03-8020-501054-580500000	leases accounting protocol	1,000,000	
			1,000,000
TOTAL INSTITUTIONAL SUPPORT CAPITAL OUTLAY			29,625,324
TOTAL OPERATIONS AND MAINTENANCE RESTRICTED FUND CAPITAL OUTLAY			29,625,324

Auxiliary Services

05-6040-605010-580900000	PC Initiative: Fitness Center - New Treadmill. Current one is 12 years old	8,000
		8,000
TOTAL AUXILIARY SERVICES CAPITAL OUTLAY		8,000
TOTAL AUXILIARY FUND CAPITAL OUTLAY		8,000

Student Services

06-3040-901026-580600000	Per grant budget	119,000	
			119,000
06-3080-904147-580900060	Pathways construction	50,000	
06-3080-904147-580600000	Added to match grant	96,000	
			146,000
TOTAL STUDENT SERVICES CAPITAL OUTLAY			265,000

Institutional Support

06-8060-904161-580900005	HEERF Capital Projects	500,000	
			500,000
TOTAL INSTITUTIONAL SUPPORT CAPITAL OUTLAY			500,000
TOTAL RESTRICTED PURPOSES FUND CAPITAL OUTLAY			765,000

Fiscal Year 2024
Resource Allocation Management Program (RAMP)

Information

These Resource Allocation Management Program (RAMP) submissions are the official requests of the College for state funding for specific capital improvement projects. It is a requirement of the Illinois Board of Higher Education through the Illinois Community College Board to assist the State in resource allocation and budget planning.

Due to changes in State capital budgeting and processes of the ICCB over the last few years, the RAMP submission process itself has been changed. All RAMP projects submitted prior to FY 2020, which were not funded in the last year, have been eliminated. All remaining projects within the system were removed and the RAMP process itself started fresh with the FY 2022 RAMP submissions; submissions are brought forth for approval at the June Board meeting each fiscal year. This June the Board is approving the FY2024 RAMP submission.

With the change and complete restart of the RAMP process, it has provided all higher education institutions the ability to submit projects based on current/future needs for consideration dependent on state funding.

The three projects to be included in this year's RAMP document and prioritized are:

- 1) Multi-Purpose Center Addition (\$16,378,206)
- 2) First Responder Training Center (\$11,607,176)
- 3) Library/Student Success Center Renovation (\$10,046,747)

The combined FY 2024 cost, with the escalation factor applied for all three projects in this submission is estimated at \$38,032,129. The College is requesting that the State appropriate 75% estimated at \$28,524,097 with local funds supporting the remaining 25% estimated at \$9,508,032.

Recommendation

It is recommended that the Board of Trustees approves the FY 2024 Resource Allocation Management Program (RAMP) projects submissions, which include the Multi-Purpose Center Addition, First Responder Training Center, and Library/Student Success Center Renovation, to the Illinois Community College Board as presented for a total cost of \$38,032,129 with a required local match of \$9,508,032.



Clinton E. Gabbard
President

Escalation Factor Collar County	1.1570	119.67%
---------------------------------	--------	---------

Budget Detail		
BLDGS, ADDITIONS, AND/OR STRUCTURES:	\$	7,964,997
LAND:	\$	-
EQUIPMENT:	\$	409,525
UTILITIES:	\$	-
REMODELING & REHABILITATION:	\$	3,023,059
SITE IMPROVEMENTS:	\$	153,572
PLANNING:	\$	1,874,523
Other:	\$	2,952,531
TOTAL Funds Requested	\$	16,378,206

Escalation Factor Collar County	1.1570	119.67%
---------------------------------	--------	---------

Budget Detail		
BLDGS, ADDITIONS, AND/OR STRUCTURES:	\$	5,490,189
LAND:	\$	-
EQUIPMENT:	\$	127,976
UTILITIES:	\$	223,959
REMODELING & REHABILITATION:	\$	921,430
SITE IMPROVEMENTS:	\$	1,510,122
PLANNING:	\$	1,174,890
Other:	\$	2,158,610
TOTAL Funds Requested	\$	11,607,176

Escalation Factor Collar County	1.1570	119.67%
---------------------------------	--------	---------

<u>Budget Detail</u>		
BLDGs, ADDITIONS, AND/OR STRUCTURES:	\$	-
LAND:	\$	-
EQUIPMENT:	\$	863,841
UTILITIES:	\$	-
REMODELING & REHABILITATION:	\$	6,438,814
SITE IMPROVEMENTS:	\$	-
PLANNING:	\$	1,037,807
Other:	\$	1,706,286
TOTAL Funds Requested	\$	10,046,747



Lazaro Lopez, Ed.D.
Chairman

Brian Durham, Ed.D.
Executive Director

Illinois Community College Board

Capital Project Application

Complete one application for each project.

District/College: District 528 / McHenry County College

District #: 528-01

5 Digit Code (e.g., 50101)

ICCB Project # Identifier: 528-01NC2022-1

District #, type (NC, R, SP, U, SI or DF), Fiscal Year – District Ranking # (e.g., 500-01NC2021-1)

Project Type: New Construction

(New Construction, Remodel, Site Purchase, Utilities, Site Improvement and Deferred Maintenance)

Project Title: Multi-Purpose Addition

District Project Rank # (1 of 3): 1 of 3

(Top 3 receive full prioritization points, 4 and beyond are reduced progressively)

Estimated Local Funds: \$4,094,552
(25% minimum)

Estimated State Funds: \$12,283,655

Estimated Total Funds: \$16,378,207

Budget Detail

BLDGS, ADDITIONS, AND/OR STRUCTURES:	\$7,964,997
LAND:	\$0
EQUIPMENT:	\$409,525
UTILITIES:	\$0
REMODELING & REHABILITATION:	\$3,023,059
SITE IMPROVEMENTS:	\$153,572
PLANNING:	\$1,874,523
Other:	\$2,952,531
TOTAL Funds Requested:	\$16,378,207

Project Scope:

In order to address the lack of large meeting space on campus to support events such as career fairs, college fairs, and industry-related events, as well as to create space to support the health and wellness of the college community and the community-at-large, a new addition and a series of renovations to the existing facilities will need to be implemented. The general scope of work will include the following:

Proposed New Multi-Purpose Addition (approx. 24,600 SF)

1. Large Multi-Purpose Room
2. Pre-Function Space
3. Storage Space
4. Elevated Walking Track
5. Office Space
6. Concessions Space

Renovations (approx. 9,950 SF)

1. Upgrade existing home team locker rooms / training room, improve handicap accessibility, replace existing MEP infrastructure, and replace deteriorated lockers and finishes
2. Create space for visiting team locker rooms that does not currently exist
3. Relocate the existing Fitness Center from the second floor down to the first floor, adjacent to the locker rooms, in order to improve accessibility for the community. This move is also required to free up space to accommodate the growth of the Library / Teaching & Learning Center on the 2nd Floor

The addition and renovation work is proposed to be developed at the southwest corner of the existing campus, adjacent to the existing Gymnasium and Conference Center. A new, more inviting entry for the community-at-large will be created at this public entrance to the College which is highly visible from US Highway 14. Due to the proximity of the proposed addition to the existing parking on campus, the existing parking lot will be slightly re-configured to accommodate the new construction and to provide a drop-off / pick-up area lane for vehicles. There is currently adequate, under-utilized parking on the south side of the campus, and therefore, no additional parking will be required.

In keeping with the College's commitment to sustainability, the new facility will also incorporate "green" design strategies consistent with LEED certification requirements.

The estimated cost breakdown for the project is as follows:

New Construction Work

24,600 SF x \$323.78 per SF	\$ 7,964,997
-----------------------------	--------------

<u>Sitework</u>	\$ 153,572
------------------------	-------------------

Renovation Work

9,950 SF x \$303.83 per SF	<u>\$ 3,023,059</u>
----------------------------	----------------------------

<u>Subtotal</u>	\$11,141,627
------------------------	---------------------

<u>General Conditions / OH&P @ 15%</u>	\$ 1,671,244
---	---------------------

<u>Contingency @ 10%</u>	\$ 1,281,287
---------------------------------	---------------------

<u>Construction Administration Fee @ 3%</u>	\$ 422,825
--	-------------------

<u>A/E Fees & Reimbursables</u>	\$ 1,451,698
--	---------------------

<u>Furnishings and Equipment</u>	\$ 409,525
---	-------------------

TOTAL ESTIMATED PROJECT COST	\$16,378,206
-------------------------------------	---------------------

Project Justification:

If project includes **Missing Core Campus Components** 1501.603 h)2); **Program Considerations** 1501.603 h)1); **Prior ICCB or State obligations** 1501.603 h)6) or **Structural Considerations** 1501.603 h)7), then please use this space for justification as this will greatly affect priority status.

Multi-Purpose Center

An expansion of A-Building to house a new Multi-Purpose Center is needed to accommodate and expand existing programs for athletics and to be able to develop new ones or make available the space used by the community and internal users that compete with athletic use of the same facility. The current space serves not only internal campus needs but the residents of the larger McHenry County area. This causes disruptions and scheduling conflicts for athletics for the use of the same space for competition and practice sessions forcing athletics to seek other venues.

Therefore, in order to address the lack of a large open meeting space on campus to support events such as career fairs, college fairs, and industry-related events, as well as to create space to support the health and wellness of the college community and the community-at-large, a new addition and a series of renovations to the existing facilities will need to be implemented. The general scope of work will include the following:

Proposed New Addition (approx. 24,600 SF)

A new open space is needed that will allow for large events that cannot be hosted in existing spaces and that will not compete with athletics. This new addition will be adjacent to the existing multi-purpose room and will extend into the B parking lot area.

Renovations (approx. 9,950 SF)

Additionally, renovations to the existing spaces surrounding the multi-purpose are needed to improve the space to accommodate athletic and fitness center needs.

- Upgrade existing home team locker rooms and training room, improve handicap accessibility, replace existing MEP infrastructure, replace deteriorated lockers and finishes
- Create space for visiting team locker rooms that does not currently exist and officials.
- Relocate the existing Fitness Center from the Second Floor down to the First Floor, adjacent to the Locker Rooms, in order to improve accessibility for the community.
- This move is also required to free up space to accommodate the growth of the Library / Teaching & Learning Center on the 2nd Floor.

These above renovations are necessary to in order to improve outdated and inadequate facilities. A new, more inviting entry for the community-at-large will be created at this public entrance to the College which is highly visible from US Highway 14. Due to the proximity of the proposed addition to the existing parking on campus, the existing parking lot will need to be slightly re-configured to accommodate the new construction and to provide a drop-off / pick-up area lane for vehicles.

The total estimated new facility project cost, in keeping with the College's commitment to sustainability, will also incorporate "green" design strategies consistent with LEED certification requirements.

Additional Documentation Required Prior to Funding (this will be required before funding is released):

- For New Construction please see requirements referenced in Administrative Rules section 1501.603 b).
- For Remodel and Rehab please see requirements referenced in Administrative Rules section 1501.603 c).
- For Secondary Site Purchase please see requirements referenced in Administrative Rules section 1501.603 d).

Do project criteria meet Section 1501.603 a) of ICCB Administrative Rules?☒ Yes ☐ No**Does this project have the approval of your local governing board?**☒ Yes ☐ No **Date of Board Meeting** June 30, 2022**District Contact Name:** Robert Tenuta, Chief Financial Officer / Treasurer**District Contact Email Address:** btenuta@mchenry.edu**District Contact Phone Number:** 815-455-8585**Signature** _____ **Date** _____



Lazaro Lopez, Ed.D.
Chairman

Brian Durham, Ed.D.
Executive Director

Illinois Community College Board

Capital Project Application

Complete one application for each project.

District/College: District 528 / McHenry County College

District #: 528-01

5 Digit Code (e.g., 50101)

ICCB Project # Identifier: 528-01NC2022-2

District #, type (NC, R, SP, U, SI or DF), Fiscal Year – District Ranking # (e.g., 500-01NC2021-1)

Project Type: New Construction

(New Construction, Remodel, Site Purchase, Utilities, Site Improvement and Deferred Maintenance)

Project Title: First Responder Training Center

District Project Rank # (1 of 3): 2 of 3

(Top 3 receive full prioritization points, 4 and beyond are reduced progressively)

Estimated Local Funds: \$2,901,794
(25% minimum)

Estimated State Funds: \$8,705,382

Estimated Total Funds: \$11,607,176

Budget Detail

BLDGS, ADDITIONS, AND/OR STRUCTURES:	<u>\$5,490,189</u>
LAND:	<u>\$0</u>
EQUIPMENT:	<u>\$127,976</u>
UTILITIES:	<u>\$223,959</u>
REMODELING & REHABILITATION:	<u>\$921,430</u>
SITE IMPROVEMENTS:	<u>\$1,510,122</u>
PLANNING:	<u>\$1,174,890</u>
Other:	<u>\$2,158,610</u>
TOTAL Funds Requested:	<u>\$11,607,176</u>

Project Scope:

The proposed new First Responder Training Center at McHenry County College will consist of the construction of new structures as well as sitework to support the needs of the Fire Science, EMT, and Criminal Justice programs on campus. The proposed new complex will be located at the southeast portion of the existing campus on property that was recently acquired by the College and will include the following:

Proposed New Multi-Purpose / Garage Space (approx. 22,000 SF)

100' x 220' Precast Concrete Structure, Two-Story Volume to Accommodate Various Emergency Situations / Scenarios, with Overhead Doors to Accommodate Emergency Vehicles

Proposed New Classroom / Office Space (approx. 4,500 SF)

2) Classrooms @ 900 SF each, Office Suite for Faculty and Staff, Student Collaboration Space, and Toilet Rooms

Proposed New Burn Tower

Pre-Manufactured Burn Tower, Multiple Levels, Multiple Configurations

Proposed Sitework

Access Drive / Parking for Approximately 40 Vehicles

Emergency Vehicle Operations Course (EVOC) Pad (150' 450')

Maneuvering Space Around Burn Tower

In order to accommodate the space needs associated with this project the existing soccer field at the southeast corner of the campus will require relocation south of the existing baseball field. Due to the amount of impervious area being provided, a significant amount of stormwater management work will also be required.

In keeping with the College's commitment to sustainability, the new facility will also incorporate "green" design strategies consistent with LEED certification requirements.

The estimated cost breakdown for the project is as follows:

New Multi-Purpose / Classroom / Garage Space

26,500 SF x \$207.18 per SF \$ 5,490,189

Burn Tower

4,500 SF x \$204.76 per SF \$ 921,430

Sitework

Earthwork / Erosion Control \$ 575,894

Utilities \$ 223,959

Access Drive / Parking \$ 102,381

EVOC Pad \$ 364,733

Maneuvering Space Around Burn Tower \$ 236,756

Stormwater Management \$ 102,381

Landscaping \$ 127,976

Subtotal \$ 8,145,699

General Conditions / OH&P @ 15% \$ 1,221,855

Contingency @ 10% \$ 936,755

Construction Administration Fee @ 3% \$ 309,129

A/E Fees & Reimbursables \$ 865,760

Furnishings and Equipment \$ 127,976

TOTAL ESTIMATED PROJECT COST \$ 11,607,176

Project Justification:

If project includes **Missing Core Campus Components** 1501.603 h)2); **Program Considerations** 1501.603 h)1); **Prior ICCB or State obligations** 1501.603 h)6) or **Structural Considerations** 1501.603 h)7), then please use this space for justification as this will greatly affect priority status.

First Responder Training Center

A First Responder Training Center at McHenry County College is needed to accommodate and expand existing programs and to be able to develop new ones that will serve the residents of the larger McHenry County area needs. Current space restrictions limit the ability and type of training current programs can offer, in particular Fire Science and Criminal Justice.

The College is also exploring a training center for police academy training. Current academy training is limited with no coverage in the northeast portion of Illinois. The lack of academy training options has caused delays in training new officers until spots are available. Additionally, there is support from the surrounding municipal and county law enforcement agencies for the College to develop a training academy and to be able to host a training center that can be utilized by law enforcement agencies to meet the demand for continuing training of officers.

The College is looking to expand courses currently offered and to partner with North East Multi-Regional Training (NEMRT) and Illinois Law Enforcement Training and Standards Board) as well as other agencies that will improve the content and quality of program offerings. The expanded programs will include offering state certified criminal justice courses to current police officers and first responders, offering advanced professional development courses to law enforcement officers and to develop either a part-time or full-time police training academy.

The First Responder Training Center will include a Proposed New Multi-Purpose/Garage Space (approx. 22,000 SF). This new space will allow for flexible inside training for both individuals and vehicles. Currently, the College lacks space to instruct users on vehicles that include ambulances, fire engines, police cruisers, and other emergency vehicles.

The First Responder Training Center will also include a Proposed New Classroom/Office Space (approx. 4,500 SF). Currently, the College lacks adequate space for all its current training needs, especially in the Fire Sciences, which at times is forced to use common hallways and stairways for training. These new classrooms in conjunction with the open multi-purpose space will provide dedicated classrooms for all first responder training.

The First Responder Training Center will include a new Proposed New Burn Tower. Currently, the existing burn tower is beyond its service life and is in need of a full restoration. A full restoration is not a cost effective solution as the burn tower is limited in its capabilities. The current burn tower is not able to provide the full suite of fire science training and is not modular so expansion is not feasible. The new burn tower will be multiple levels with different configuration options and have the ability to expand as may be needed for future training.

The First Responder Training Center will includes proposed site work that will consist of the construction of new structures as well as site work to support the needs of the Fire Science, EMT (Emergency Medical Technician), and Criminal Justice programs on campus. The proposed new complex is currently being planned to be located at the southeast portion of the existing campus on property that was recently acquired by the College and will include the following:

Access Drive/Parking for Approximately 40 Vehicles to handle the students that will utilize the new center. An Emergency Vehicle Operations Course (EVOC) Pad (150' 450') that will be used for first

responder training of vehicle for outside needs as well as maneuvering space around the new burn tower

Additional Documentation Required Prior to Funding (this will be required before funding is released):

- For New Construction please see requirements referenced in Administrative Rules section 1501.603 b).
- For Remodel and Rehab please see requirements referenced in Administrative Rules section 1501.603 c).
- For Secondary Site Purchase please see requirements referenced in Administrative Rules section 1501.603 d).

Do project criteria meet Section 1501.603 a) of ICCB Administrative Rules?

Yes



No

Does this project have the approval of your local governing board?

Yes



No

Date of Board Meeting June 30, 2022**District Contact Name:** Robert Tenuta, Chief Financial Officer / Treasurer**District Contact Email Address:** btenuta@mchenry.edu**District Contact Phone Number:** 815-455-8585**Signature** _____ **Date** _____



Lazaro Lopez, Ed.D.
Chairman

Brian Durham, Ed.D.
Executive Director

Illinois Community College Board

Capital Project Application

Complete one application for each project.

District/College: District 528 / McHenry County College

District #: 528-01

5 Digit Code (e.g., 50101)

ICCB Project # Identifier: 528-01NC2022-2

District #, type (NC, R, SP, U, SI or DF), Fiscal Year – District Ranking # (e.g., 500-01NC2021-1)

Project Type: Remodel

(New Construction, Remodel, Site Purchase, Utilities, Site Improvement and Deferred Maintenance)

Project Title: Library / Student Success Center Renovations

District Project Rank # (1 of 3): 3 of 3

(Top 3 receive full prioritization points, 4 and beyond are reduced progressively)

Estimated Local Funds: \$2,511,687
(25% minimum)

Estimated State Funds: \$7,535,060

Estimated Total Funds: \$10,046,747

Budget Detail

BLDGS, ADDITIONS, AND/OR STRUCTURES:	\$0
LAND:	\$0
EQUIPMENT:	\$863,841
UTILITIES:	\$0
REMODELING & REHABILITATION:	\$6,438,814
SITE IMPROVEMENTS:	\$0
PLANNING:	\$1,037,807
Other:	\$1,706,286
TOTAL Funds Requested:	\$10,046,748

Project Scope:

As one of the major hubs on campus that supports student engagement and overall student success as well as a tremendous resource that serves the community-at-large, the existing Library at McHenry County College is in need of significant renovations, re-organization, and upgrades. Once completed, the new Library / Student Success Center will accommodate the following spaces / functions:

Library

Circulation / Reference Desk and Staff Offices
 Technical Processing
 General Collection Stacks
 Reference Collection
 Group Study / One-Button Studio Spaces
 Collaborative Seating Space
 Quiet Study Space
 Open Computing Space
 Information Literacy Computer Lab
 Coffee Bar / Cafe

Student Success Center

Open Tutoring Space for One-on-One / Small Groups
 Open Computing Stations for Tutoring
 Individual Group Study / Small Group Tutoring Rooms

On-Line Learning Center

Open Collaborative Resource Area for On-Line / Hybrid Students
 Small Computer Lab for On-Line / Hybrid Training
 Staff Work Space

Teaching and Learning Center (TLC)

Open Collaborative Space for Faculty / Staff Training
 TLC Staff Offices
 Conference / Seminar Space

As part of the proposed renovation work, the existing MEP infrastructure that serves the existing spaces will be completely upgraded, and the technology that serves the spaces will be replaced in order to accommodate the significant amount of technology and audio-visual equipment that will be incorporated within the area of renovation. Additionally, a new code-required automatic fire door assembly will be added within the Library space to meet current code requirements.

In keeping with the College's commitment to sustainability, the new facility will also incorporate "green" design strategies consistent with LEED certification requirements.

The estimated cost breakdown for the project is as follows:

Renovation Work

28,750 SF x \$223.96 per SF	\$ 6,438,814
<u>General Conditions / OH&P @ 15%</u>	\$ 965,822
<u>Contingency @ 10%</u>	\$ 740,464
<u>Construction Administration Fee @ 3%</u>	\$ 244,353
<u>A/E Fees & Reimbursables</u>	\$ 793,454
<u>Furnishings and Equipment</u>	\$ 863,841
TOTAL ESTIMATED PROJECT COST	\$ 10,046,747

Project Justification:

If project includes **Missing Core Campus Components** 1501.603 h)2); **Program Considerations** 1501.603 h)1); **Prior ICCB or State obligations** 1501.603 h)6) or **Structural Considerations** 1501.603 h)7), then please use this space for justification as this will greatly affect priority status.

Library Renovations

As one of the major hubs on campus that supports student engagement and overall student success as well as a tremendous resource that serves the community-at-large, the existing Library at McHenry County College is in need of significant renovations, re-organization, and upgrades to reflect the changing nature of information literacy and student engagement.

The Library concept in higher education has changes and the dated, physical space itself is in need of renovations and upgrades. The project scope includes the reconfiguration of the floorplan to reflect the interactive functions required of a modern Library. Specifically, the renovation will affect the Circulation and Reference Desk, reduction of General Collection Stacks, Open Computing Space, Reference Collection, and Information Literacy Computer Lab. Additionally, the renovation and installation of the following areas are necessary:

- Group Study/One-Button Studio Spaces
- Variety of learning style pods (quiet space, interactive, technology-assisted)
- Staff Offices
- Technical Processing
- Collaborative Seating Space
- Quiet Study Space
- Coffee Bar/Café if space allows.

The Student Success Center is currently housed within the existing Library and will require renovations that will include the following:

- Open Tutoring Space for One-on-One/Small Groups
- Open Computing Stations for Tutoring
- Individual Group Study/Small Group Tutoring Rooms

The renovation will also include adding a new On-Line Learning Center that will provide for the following:

- Open Collaborative Resource Area for On-Line/Hybrid Students
- Small Computer Lab for On-Line/Hybrid Training
- Supplemental technology and software for students to prepare high-quality academic projects
- Staff Work Space

The renovation will also include adding a new Teaching and Learning Center (TLC) within the LRC that will provide for the following:

- Open Collaborative Space for Faculty/Staff Training
- TLC Staff Offices
- Conference/Seminar Space

As part of the proposed renovation work, the existing Mechanical Electrical and Plumbing (MEP) infrastructure that serves the existing spaces will need to be completely upgraded. The technology that serves the spaces will be also be replaced in order to accommodate the significant amount of technology and audio-visual equipment that will be incorporated within the area of renovation. Additionally, a new code-required automatic fire door assembly will be added within the Library space to meet current code

Additional Documentation Required Prior to Funding (this will be required before funding is released):

- For New Construction please see requirements referenced in Administrative Rules section 1501.603 b).
- For Remodel and Rehab please see requirements referenced in Administrative Rules section 1501.603 c).
- For Secondary Site Purchase please see requirements referenced in Administrative Rules section 1501.603 d).

Do project criteria meet Section 1501.603 a) of ICCB Administrative Rules?☒ Yes ☐ No**Does this project have the approval of your local governing board?**☒ Yes ☐ No **Date of Board Meeting** June 30, 2022**District Contact Name:** Robert Tenuta, Chief Financial Officer / Treasurer**District Contact Email Address:** btenuta@mchenry.edu**District Contact Phone Number:** 815-455-8585**Signature** _____ **Date** _____

Authorization of FY 2022 Non-Mandatory
Transfers of FundsInformation

In the FY 2022 Budget, approved by the Board of Trustees on September 23, 2021, was a non-mandatory transfer of funds as follows:

<u>Transfer Out</u>	<u>Transfer In</u>	<u>Amount</u>
Operations & Maintenance Fund (02)	Operations & Maintenance Restricted Fund (03)	\$1,000,000.00
	Total of Transfers	\$1,000,000.00

The recommended transfer is an increase of \$1,500,000.00 over the budgeted amount, illustrated and explained below.

<u>Transfer Out</u>	<u>Transfer In</u>	<u>Amount</u>
Education Fund (01)	Operations & Maintenance Restricted Fund (03)	\$1,000,000.00
Operations & Maintenance Fund (02)	Operations & Maintenance Restricted Fund (03)	\$1,500,000.00
	Total of Transfers	\$2,500,000.00

The purpose of the combined \$2,500,000.00 in transfers from the Education Fund (01) and Operations and Maintenance Fund (02) to the Operations and Maintenance Restricted Fund (03) is necessitated in order to properly fund the construction and equipping of the Foglia Center for Technology and Innovation. This is due to inflationary pressures that have escalated the cost of the overall project. The FY 2022 Budget is expected to perform well and has the capacity this year to allow the recommended transfer of \$2,500,000.00.

Recommendation

It is recommended that the Board of Trustees approves the following non-mandatory transfer of funds of \$2,500,000.00 as follows: from the Education Fund (01) to the Operations and Maintenance Restricted Fund (03) in the amount of \$1,000,000.00, and from the Operations and Maintenance Fund (02) to the Operations and Maintenance Restricted Fund (03) in the amount of \$1,500,000.00.



Clinton E. Gabbard
President

Administrative Compensation Adjustment for FY 2023

Information

It is recommended that a flat percentage increase be applied for FY 2023, specifically:

- Administrators hired before April 1, 2022 and holding the positions listed on Board Report #22-46, Administrative Appointments for FY 2023 are considered “eligible administrators”
- All eligible administrators will receive a 2.9% increase effective July 1, 2022
- All salary ranges will increase by 8.5% the December 2021 CPI-U rate
- Eligible administrators who have been on a performance improvement plan or who have been on discipline during FY 2022 will not be eligible for a compensation increase
- If the increase moves an eligible administrator over the top of his/her range, the overage becomes paid as a non-SURS eligible bonus throughout the year

Recommendation

It is recommended that the Board of Trustees approve a 2.9% compensation adjustment for eligible administrators for FY 2023.



Clinton E. Gabbard
President

Compensation Adjustment for Contingent Employees for Academic Year 2022 - 2023

Information

Contingent employees at McHenry County College include:

- Athletic coaches
- Part-time, non-unit teaching faculty and trainers
- Part-time reference librarians
- Test facilitators
- Tutors

It is recommended that employees currently holding these positions receive a 2.9% increase to the base salary cell on the applicable salary matrix or their hourly rate, effective with the next Academic Year 2022-2023.

Recommendation

It is recommended that the Board of Trustees approve a 2.9% increase as detailed above, for the next Academic Year 2022-2023.



Clinton E. Gabbard
President

New Employees

Information

The following list identifies new employees or those who have transferred to another position at McHenry County College.

Classification	Start Date	Employee Name	Primary Position	Position Status
ADJ	5/15/2022	Damon Demas	Adjunct Faculty – Math & Science	R
ADJ	5/15/2022	Kristen Gallagher	Adjunct Faculty - Arts and Humanities	R
ADJ	5/15/2022	Kristin Lee	Adjunct Faculty - Arts and Humanities	R
ADJ	5/15/2022	Catherine Luxen	Adjunct Faculty - Academic Affairs	R
ADJ	5/15/2022	Curtis Menke	Adjunct Faculty - Academic Affairs	R
ADJ	5/15/2022	Christine Rys	Adjunct Faculty - Academic Affairs	R
ADJ	5/15/2022	Michael Storer	Adjunct Faculty - Arts and Humanities	R
ADJ	5/15/2022	Bartholomey Zadlo	Adjunct Faculty - Mathematics and Sciences	R
ADJ	5/20/2022	Jenifer Butenschoen	Adjunct Faculty - Academic Affairs	R
STA	5/23/2022	Felicia Graham	Cashier/Food Preparation/Service	T
ADJ	6/6/2022	Elizabeth Arbir	Adjunct Faculty - Academic Affairs	R
STA	6/6/2022	Karalyn Cunny	Coordinator of Student Life	R
STA	6/6/2022	James Watthanasintham	Applications Technician	R
STA	6/6/2022	Lynn Widhalm	Learning and Retention Specialist	R
ADM	6/13/2022	Arlene Santos-George	Vice President of Academic Affairs and Workforce Development	R
STA	6/13/2022	Kenneth Ellinger	Campus Police Officer	R
STA	6/13/2022	Jarett Wolske	Coordinator of Accommodations	T
ADJ	6/19/2022	Patricia Wheeler	Adjunct Faculty	R
STA	6/21/2022	Madeline Rangel	Academic Advisor	R
STA	6/21/2022	Jackalyn Howell	Academic Advisor	R

Classification	Start Date	Employee Name	Primary Position	Position Status
ADM	6/21/2022	Sara Piraino	Director of Registration & Records	R
STA	6/21/2022	Evelyn Lozano	Academic Advisor	T
STA	6/27/2022	Yolanda Hernandez	Administrative Assistant II	T

Through June 16, 2022

*Current MCC employee who has transferred or accepted a different or additional position.

Position Status Key: R=Replacement; N=New; RC=Retitled/Reclassified; T=Transfer to New Position;
A=Additional Position; S=Seasonal

Employee Resignations and Retirement Notifications

Information

The following list identifies employees who have served their last day of employment, have retired, or resigned from their position at McHenry County College.

Classification	End Date	Employee Name	Primary Position
STA	5/26/2022	Osorio, Sarah	Preschool Teacher
STA	5/26/2022	Perez, Jorge	New Student Enrollment Coach
ADM	6/9/2022	Sparks, Rickey	Assistant Vice President of Facilities Management
STA	6/9/2022	Johnson, Tricia	Coordinator of Fast Track
STA	6/9/2022	Reuter, Amanda	Academic Advisor
STA	6/30/2022	Eileen Miller	Office Assistant III-Shah Center
ADM	6/30/2022	Michael Kennedy	Director of College and Career Readiness

The following list identifies employees who have submitted their intent to retire from their position at McHenry County College.

Classification	Retirement Date	Employee Name	Primary Position

Through June 16, 2022

Friends of MCC Foundation Update

Fall 2022 Scholarship Update

The Friends of MCC Foundation is pleased to announce that over \$320,000 was awarded to 376 students for the Fall 2022 semester. Students were notified of their awards on June 14, and they are in the process of accepting their scholarships and submitting thank you letters to their donors.

Update on Board Members

The Friends of MCC Foundation Board recently elected a new slate of officers, honored departing members, and welcomed three new Board members. Here is the new slate of officers: Steve Rankins – President; John Schuette – Vice President; Rob Getty – Treasurer; and Ann Schirk – Secretary. The Foundation also honored departing Board members, Mike Klingenberg and Bobbi Baehne, as their terms came to a close. Both plan to remain involved with Foundation committees and other initiatives.



Pictured above left to right: Board President Steve Rankins, outgoing members Mike Klingenberg and Bobbi Baehne, Foundation Executive Director Brian DiBona

The Friends of MCC Foundation Board welcomed new Board members Erin Boerman, Rich Payson, and Chris Schmidt.

- Erin Boerman is the Human Resources Manager at Snap-on Tools in Crystal Lake. She is a graduate of Johnsburg High School, an MCC alumna, and holds a Bachelor of Science Degree in Human Resources from the University of Wisconsin-Parkside.
- Rich Payson is retired and has 38 years of corporate finance experience. He was most recently with ConAgra Foods and worked with Pepsi Co and Quaker Oats throughout his career.
- Chris Schmidt is the Senior Director of Operations at Stryker. Chris is an MCC alumnus and has always lived in McHenry County. He has been with Stryker for over 20 years.

Education to Empowerment

Education to Empowerment (E2E) awarded scholarships to ten recipients for Fall 2022. Each of the new scholarship recipients is eligible to receive \$10,000 toward their final year at MCC and their first year at a transfer institution. To date, Education to Empowerment has awarded \$520,000 to 57 women. Fall 2022 E2E Scholarship recipients are:

- | | |
|----------------------------------|-------------------------------|
| • Yeika Ares - Huntley | • Kaitlyn Ignarski - Huntley |
| • Valeria Arreguin - Island Lake | • Kaitlyn Mauck - Woodstock |
| • Isabella Doles - Huntley | • Laura Meyer - Crystal Lake |
| • Arianna Fuchs - McHenry | • Baylee Snell - Crystal Lake |
| • Joselyn Golubski - McHenry | • Mikayla Zinkel - Cary |

E2E is also celebrating its 10-year anniversary this year. With 90 members, E2E will soon reach its initial goal of 100 members. The annual E2E Summer Scholarship Event will be held on Thursday, July 28 at Lincoln Farmstead in Huntley. This event celebrates the new E2E scholarship recipients and serves as their first introduction to the E2E membership.

IME Becas Grant

Thanks to the generous support of the Mexican Government and the Consulate of Mexico in Chicago, the Foundation again received the IME-Becas Scholarship grant. The IME-Becas Scholarship Program aims to improve access opportunities for Mexicans or persons of Mexican origin. The Foundation was awarded \$6,000 and is required to match \$6,000. A total of \$12,000 will be awarded through \$1,000 scholarships to 12 MCC students of Mexican descent for the Fall 2022 semester.

FMCCF Golf Invitational

The 2022 FMCCF Golf Invitational will be held on Monday, July 18 at Boulder Ridge Country Club. Sponsorships and foursomes are being finalized in the next few weeks. If you are interested in attending, please visit www.mchenry.edu/supportmcc/golf.

MCC's 55th Anniversary Gala

Save the date for MCC's 55th Anniversary Gala. The Gala will take place on Friday, October 28 at The Venue at Goebbert's. Sponsor and ticket information is available at www.mchenry.edu/gala.

This report highlights recent MCC Grants Office activity, including grant awards or denials, submitted applications pending a decision from the funder, and planned future submissions.

GRANTS AWARDED

Funding Source	Brief Description	Amount Funded	Project Director
DCEO Job Training and Economic Development	This program will address the economic impacts experienced by individuals who are facing one or more barriers to employment by providing career pathway opportunities and support services needed for successful labor force entry. MCC will partner with Harvard High School to focus on young adults in healthcare.	\$375,000 over two years	Catherine Jones, Associate Vice President of Workforce Development
Upward Bound – U.S. Department of Education / Harvard High School	Upward Bound provides enrichment services to 60 low-income, first-generation high school students annually. Students receive support to help them complete a rigorous course of study in high school, followed by enrolling in and completing post-secondary education. MCC's partnership with Harvard High School was approved for another five years.	\$297,023 per year for five years	Rene Govea, Director of Upward Bound Program
ICCB Early Childhood Access Consortium for Equity (ECACE)	ECACE funding will support MCC's Early Childhood Education program through the expansion of online course offerings, establish a coaching program for students, and develop transfer pathways. This award was previously reported at \$698,619 in April; since then an additional \$166,373 has been funded.	\$864,992 over three years	Dawn Katz, Dean of Social Sciences and Public Service
Mexican Consulate of Chicago – IME Becas	This program provides matching funds for scholarships awarded by the Friends of MCC Foundation to students of Mexican origin. Scholarships are based on financial need, with preference given to students who are previous Adult Education or Upward Bound participants.	\$6,000	Brian DiBona, Executive Director of Friends of MCC Foundation
Area Planning Council (APC)	MCC's Adult Education program must submit APC documents to the ICCB each year to comply with regulations and maintain eligibility for future funding. The APC coordinates services throughout the state to identify and reduce service gaps.	No funding – MCC's plan was approved	Delia Rodriguez, Director of Adult Education

PENDING APPLICATIONS

Funding Source	Brief Description	Amount Requested	Status	Expected Notification
Illinois DCEO Small Business Development Center	This grant provides operating support for the Small Business Development Center. The SBDC is an advocate and resource for small businesses in McHenry County and offers no-cost counseling to small business owners as well as noncredit courses designed to help business owners succeed.	\$80,000	Pending	July
Motorola Solutions Foundation	MCC requested a second year of funding to provide scholarships to underrepresented students in MCC's Criminal Justice, Fire Science, and Emergency Medical Services programs.	\$30,000	Pending	August
U.S. Department of Commerce/EDA Economic Adjustment Assistance	This program supports projects designed to improve economic and workforce development and resiliency, particularly in areas affected by the pandemic. MCC is seeking funding for equipment to be used in the Foglia Center for Advanced Technology and Innovation.	\$1,680,134	Pending	July
Illinois Secretary of State Adult Volunteer Literacy Program	The Adult Volunteer Literacy program provides high-quality literacy services to students throughout the county. Trained volunteer tutors assist approximately 300 students each year with English, reading, or math skills, positively impacting their quality of life and ability to find gainful employment.	\$78,525	Pending	June
IBHE Illinois Cooperative Work Study Program	The Cooperative Work Study program helps underwrite the cost of wages for students completing internships. Funding allows a broad range of employers to participate, providing students with the opportunity for career-based work experience.	\$47,029	Pending	August
ICCB Perkins/Career and Technical Education Postsecondary Grant	The Perkins Career and Technical Education Improvement Act improves the academic performance of CTE students by funding instructors, tutoring, equipment, and supplies.	\$350,310	Pending	July
Advance McHenry County	MCC is requesting funding for an on-campus food hub. A food hub will strengthen the local food economy by better serving farmers	\$4,845,925	Pending	July

Funding Source	Brief Description	Amount Requested	Status	Expected Notification
	and food entrepreneurs, as well as increasing the amount of fresh food available for county residents.			
ICCB Adult Education and Literacy Grant	This grant provides operational support for MCC's Adult Education program, including classes in Adult Basic Education, Adult Secondary Education, High School Equivalency, and English as a Second Language classes.	\$673,214	Pending	July
ICCB Integrated English Language and Civics Education	This grant provides operational support for Spanish language instruction and citizenship preparation classes, and is designed to support successful entry into the United States workforce.	\$19,000	Pending	July
IRS Volunteer Income Tax Assistance (VITA)	The VITA grant provides funding to run a clinic to prepare tax returns for low-income or limited English proficient county residents, ensuring county taxpayers receive the refunds to which they are entitled.	\$41,970	Pending	September
U.S. Department of Education – Congressionally Directed Spending	In 2021, MCC received tentative approval of a project supported by Congresswoman Underwood to increase the availability of dual credit and dual degree programs within the county. A formal application to the U.S. Department of Education is required before grant funding can be disbursed.	\$825,000 over three years	Pending	June
ICCB College Bridge Program	This program will provide funding to develop and implement a bridge program for incoming students designed to support first generation, low-income, students of color, and other marginalized individuals as they transition to college, preparing them to successfully complete a postsecondary credential.	\$220,000 over two years	Pending	June

APPLICATIONS IN DEVELOPMENT

Funding Source	Brief Description	Estimated Request	Status	Application Due Date
U.S. Department of Education – Child Care Access Means Parents In School (CCAMPIS)	This grant provides funding to low-income student-parents to help offset the cost of child care, thereby increasing their chances of successfully completing higher education. Funding will support the Children’s Learning Center as well as partnering centers.	\$90,000 per year for four years	In progress	July 11, 2022
Illinois Green Economy Network (IGEN)	MCC will develop an application focusing on an energy efficiency project, with the goal of increasing sustainability as well as educating the campus community.	\$25,000	In progress	July 18, 2022
Gerry and Bill Cowlin Foundation	The Friends of MCC Foundation is seeking continued support for the Student Success Fund (SSF). The SSF helps MCC students by providing immediate financial support to help address emergency expenses.	TBD	In progress	July 22, 2022
Community Foundation for McHenry County Mission Grant	Mission grants are designed to support organizations that provide community resources to McHenry County residents, consistent with the mission, values, and priorities of the application and the Community Foundation.	Up to \$25,000 per year for two years	Under consideration	August 22, 2022
Susan Harwood Training Grant Program (OSHA)	This program offers funding for organizations to deliver training to eligible workers and employers on targeted occupational safety and health topics.	Up to \$160,000	Under consideration	TBD – August/September

APPLICATIONS DENIED

Funding Source	Brief Description	Amount Requested	Follow Up
Upward Bound – U.S. Department of Education / Woodstock North High School	MCC submitted an additional Upward Bound application to serve 60 total students at Woodstock North High School but was not approved. The Upward Bound program is highly competitive and very few new programs were funded.	\$287,537 per year	MCC will continue to explore options for supporting marginalized students in our community and helping them succeed.

Office of Marketing and Public Relations Update

McHenry County College's Office of Marketing and Public Relations (OMPR) supports the institution's planning efforts through deliberate, strategic marketing, and communication efforts to key target markets, including: students; donors; alumni; community; and employees. Taking a full-service, internal marketing agency approach to its projects, OMPR creates and enforces innovative and comprehensive branding initiatives, communications, and promotions for the institution and its programs. All efforts integrate a variety of approaches for every project and campaign, while managing individual initiatives that require a mix of, or all, services. Services often include, but are not limited to:

- Brand Development
- Copywriting
- Event Management and Marketing
- Graphic Design
- Focus Group Coordination
- Illustration
- Information Campaigns
- Interactive Content
- List Acquisition
- Media Training
- Photography
- Video Production and Audiovisual Services
- Publicity
- Script Development
- Social Media and Networking
- Web Applications
- Web Design and Programming

The following information highlights a portion of the current marketing and communication efforts underway to grow MCC's enrollment and population, strengthen MCC's identity in the community, and share MCC's stories.

- **COVID-19 Pandemic Communications:** OMPR continues to support the COVID-19 response team to provide up-to-date messaging to stakeholders through a variety of channels. Specific efforts include:
 - Signage, communications, and video messaging
 - Maintenance of dedicated webpages for COVID-19 response and communications (www.mchenry.edu/welcomeback)
 - Social media messaging supporting student needs and frequently asked questions
 - Response communications and signage for campus access
 - Student email and text message communications
 - Information about financial assistance resources to help students in need
 - Promotion of Student Success Fund to help students in need
 - COVID-19 reporting and updates, online reporting tools
- **Publications:** OMPR is currently working on these important publications:
 - Catalyst—Workforce, Community, and Business Programs at Shah Center
 - Noncredit schedule and related sell sheets
 - Strategic Plan Mid-Cycle Update

- **Integrated Marketing Campaigns:** Efforts are underway to promote a variety of programs and events that are important to student success, as well as increase enrollment and retention efforts. These campaigns are all focused on providing critical information about time-sensitive processes and activities:
 - Outdoor media/billboard campaign
 - Apprenticeship/internship publicity and marketing support
 - Transfer partnership awareness campaign
 - Joint Agreement tool
 - Adult Education promotional support
 - Guided Pathways marketing support, including updates to all program sell sheets and new dynamic/programmed web pages
 - Marketing campaign for adult learners
 - Marketing campaign for area employers
 - College and Career Readiness awareness and promotions
 - Noncredit and Continuing Education program publicity
 - Noncredit mini video commercials for evergreen programming areas
 - Interactive content for specific target programs
 - Fall 2022 Radio Campaign (STAR 105.5 and WNIJ NPR)
 - Fall 2022 advising and registration promotion
 - Purple Pride Relief Fund promotion
 - Twofer promotions (Learning Communities)
 - Student engagement and Purple Pride support and promotion
 - Workforce Solutions promotion (with Shah Center)
 - Center for Agrarian Learning speaker series, workshops promotion
 - *Experts and Insights* Faculty Speaker Series promotion
 - Dual Enrollment branding and identity work
 - Dual Degree marketing support
 - Upward Bound marketing support
 - Foglia CATI support and promotion
 - Academic program videos for program promotion
 - Portrait in Print art collection book publication
 - MCC Student Assistance landing page to highlight resources for students
 - Fast Track to On-Track rebranding initiative
 - Kids and College promotion
 - New Fitness Center promotion
 - 55th Anniversary Gala event support
 - Friends of MCC Foundation Marketing and Promotion Support
 - Marketing efforts to push scholarship awareness and applications
 - MCC alumni engagement efforts
 - Education to Empowerment programming
 - Alumni event support
 - Golf invitational promotion and support
- **MCC Brand Identity Efforts:** The following efforts are in progress to support enrollment growth and enhance MCC's brand awareness:
 - MCC "NEXT" and "More Than You Think" campaigns
 - MCC website development project (content management system)
 - Alumni video series
 - Production of general MCC awareness video commercials for social media

- MCC virtual tour videos
- New digital signage package for TV monitors across campus
- Wall graphics for CO/LAB student spaces
- New branded graphics for all entrances
- **Outreach Efforts:** These efforts specifically focus on community outreach and collaborative partnerships:
 - MCC awareness campaign – programs and faculty
 - Social media campaign boosts to reach prospective students
 - Career Services awareness and promotion

Monthly Releases and Features

The following releases and feature stories were submitted to local and regional media outlets from May 24, 2022—June 15, 2022.

- McHenry County College Names Spring 2022 Recipients of Joseph A. Blanco Award
- McHenry County College Announces Elementary Education Partnership with Aurora University Woodstock Center
- McHenry County College Seeks Volunteer Literacy Tutors
- McHenry County College Children's Learning Center Accepting Registrations for 2022-23 School Year
- McHenry County College to Host Apprenticeship Open House June 28 and July 20
- McHenry County College, University of Illinois Extension Master Gardeners to Host Annual Garden Walk on July 9
- Vendor Registration Open for MCC's Small Business Opportunity and Resource Fair
- McHenry County College Welcomes Dr. Arlene Santos-George as VP of Academic Affairs and Workforce Development
- McHenry County College Hosts Second Annual Healthcare Industry Forum

**Note: The above list does not include all interviews/stories initiated by the press, or sponsored content stories. Press clippings about McHenry County College can be found at the following link: www.mchenry.edu/press.*

Student, Alumni, Donor Spotlights

[View all student spotlights »](#)

[View all alumni spotlights »](#)

[View all donor spotlights »](#)

Sustainability Center Update

Current Initiatives

- MCC's Sustainability Center completed its second program review and presented it to the MCC President's Cabinet in May. The program review process is typically completed every five years for non-academic departments and then shared with the Illinois Community College Board (ICCB). Detailed information on a variety of sustainability initiatives including energy consumption and production, composting program, and Re-Use It Corner savings calculations were provided in the review and will be available on the MCC Sustainability center website (www.mchenry.edu/green) soon. Additional information was provided on student interaction with the solar energy sites(s), composting program, and sustainability related curriculum.
- MCC's Shah Center in McHenry was the host for the Environmental Defenders of McHenry County program - *Best Management Practices: Energy Savings During the IL Solar Revolution* on May 13, 2022. The event was co-sponsored by the MCC Sustainability Center, and Director Hankins provided a presentation on the Shah Center solar project with a tour of the onsite solar array. Hal Sprague, with Trajectory Energy Partners, spoke about the Climate and Equitable Jobs Act (CEJA) law that gives municipalities, businesses, nonprofits, and schools opportunities to host their own solar projects. Approximately 40 people from local municipalities and school districts attended.
- The Sustainability Center is delighted to participate in the New Student Orientations throughout the summer.
- The ComEd Retro- commissioning project final report of recommendations was provided to the MCC Sustainability Center and Facilities Management staff in May 2022. There is a proposed annual energy savings of over 400,000 kWh. MCC staff are working with the project partners to implement the recommendations and apply for the ComEd incentives to cover the costs.
- The ReUse It Corner has repurposed approximately \$873.89 worth of gently used office supplies in May 2022. Thirty-two people found uses for over 200 items this month.

Community Connections and Conferences

- The Sustainability Center and the Center for Agrarian Learning shared an information table at the Planet Palooza event, held on the Woodstock Square in May. Multiple environmental groups and social services had interactive displays as well.
- Director Hankins presented sessions on recycling to the Countryside Garden Club and Ridgely Presbyterian Church in May – the sessions were called "*Recycling 101 - What Do I Do with All This Other Stuff*"

Workforce Development Update

Workforce Development at MCC provides noncredit educational programming for area employers and community members. This month, we are highlighting some of the program's subject-matter experts and instructors who work with each program area.

Career Training Program

Provides career-entry programs that lead to employer-recognized industry credentials.

Instructor: Angela Sass

Teaches: Phlebotomy, EKG, Medical Assistant

With more than 20 years of ICU experience, Angela Sass has been a valued teacher of both credit and noncredit medical courses at MCC for over 10 years. She enjoys the connection to patient care and tells her students that they can make a difference in someone's life by working in the healthcare professions. To note, she has been nominated as an Outstanding Faculty member five times. Angela earned a master's degree in nursing education at Northern Illinois University and a doctorate degree in educational leadership from American Sentinel University. Before coming to MCC, she worked as a full-time nurse at Amita Health St. Joseph Hospital in the ICU. Currently, she coordinates a clinical at Northwestern Medicine McHenry Hospital.

Court-Mandated Programs

In partnership with the McHenry County 22nd Judicial Court, this program provides mandatory parenting instruction for families undergoing divorce, as well as National Safety Council safe driving classes for traffic offenders.

Instructor: Zitlalli Roman

Teaches: Focus on the Kids

As one of the newest instructors of the Focus on the Kids course taught through MCC's Court-Mandated Program, Zitlalli Roman will be meeting community needs by providing a Spanish language version of the class. She has been a PAIP (Partner Abuse Intervention Program) Facilitator and the Director of the Domestic Violence Program at Turning Point in Woodstock, IL for six years. Zitlalli previously earned a master's degree in social work (with a child and family concentration) from University of Illinois at Chicago and a bachelor's degree in social work from Northeastern Illinois University. Her case management experience includes working with refugees for World Relief Chicago – Legal Services and RefugeeOne, as a clinical case worker for the Carol Stream Police Department Social Service Unit, and as the Latino Program Assistant at Family Shelter Service, a program of Metropolitan Family Services DuPage. She ensures victims are no longer in crisis by assisting with legal advocacy, crisis intervention, counseling, and resource referral.

Personal Development and Kids and College Programs

Provides career exploration and awareness programming as well as lifelong learning opportunities.

Instructor: Johanna Yoder Gullick

Teaches: Intermediate to Advanced Watercolor

Johanna Yoder is an artist, educator, instructor, and owner of Johanna Gullick Studio. She paints in vivid color whether in watercolor, oil, or acrylic. Her pieces have been exhibited in solo and group exhibitions and are in many public, private, and corporate collections. Johanna earned a master's of fine arts degree in painting at Northern Illinois University, with a focus on oil. She currently teaches intermediate to advanced watercolor in MCC's Personal Development Program after previously working as an art professor at MCC for 13 years.

Retired Adult Program (RAP)

Provides enrichment and lifelong learning classes for individuals 55 years of age and over.

Instructor: Ann Leslie

Teaches: Glass Art, Architecture Design, Native American History

Ann Leslie is a professional artist whose work includes glass artwork. She has exhibited her work in juried shows across the Chicagoland area and her commissioned glass artwork hangs in private and corporate collections across the country. She also has a professional writing background in both radio and television, and has directed and produced for NBC and PBS affiliates. During her teaching experience for MCC's Retired Adult Program, Ann has shared her in-depth knowledge of glass art, architecture design, and Native American history. She has served as an advisor to the Mantle Rock Native Education and Cultural Center in Marion, Kentucky and the Keepers of the Sacred Tradition of Pipe makers in Pipestone, Minnesota. Ann runs her own business, Leslie Studios, and works in hospice, caring for people with dementia and developmental disabilities.

Illinois Small Business Development Center (ISBDC)

Provides business advising, consulting, training, and entrepreneurial resources for businesses with up to 500 employees.

Advisor: Sue Dobbe-Leahy

Consulting Area: Marketing, Strategy, General Business

Founding Dobbe Marketing in 1989, Susan Dobbe followed her passion for strategic marketing communications after completing a bachelor's degree in business and marketing from Roosevelt University and working a decade in corporate marketing for industry leaders including Rust-Oleum Corporation. Sue created an agency with a focus on brand development and evolution, key messages and multi-channel media campaigns. For more than 30 years, Sue has served and supported McHenry County College's Small Business Development Center as a consultant. In 2019, she helped lead the formation of two Women's Roundtable monthly support groups for entrepreneurs. The unique aspect of these groups is the strict confidentiality code which allows members to share their true concerns as well as achievements with a private network. The groups have grown over the years and evolved with diverse members from different regions and business types.

Workforce Training Program (Open Enrollment and Contract Training)

Serves the local employer community with career enhancement training for incumbent workers.

Instructor: Mary Ellen Ball

Teaches: Development Dimensions International (DDI), Human Resources, Leadership and Management

Recently, Mary Ellen Ball was the CEO of Open Communities, a fair housing non-profit in Evanston, and is the current owner and president of Open Delta Group: Consulting & Coaching, where she has developed and launched popular leadership webinars and trainings in response to the global pandemic. She is a self-motivated and energetic leader who thrives on people development, change management, and executive coaching, and has a proven track record of developing key strategic partnerships. She earned a master's of public policy degree from University of Chicago and a bachelor's of science degree in interpersonal communication from Ohio University. Additionally, she is a Certified Professional Coach through iPEC (Institute for Professional Excellence in Coaching).

Instructor: John Vaughn

Teaches: Regulatory Compliance, OHSA

John Vaughn's teaching experience started as a police officer and firefighter. John is a Certified Fire Trainer and a Fire Inspector through the Illinois Office of State Fire Marshall's Office. He has taught at the Illinois Police Training Academy, the Illinois Fire Service Institute, and at several colleges. As president of Midwest Safety Services, John provides regulatory assistance and training in the fields of OSHA, both General Industry and Construction, and specializes in Department of Transportation regulations. John combines his real-world experiences with his extensive background in regulatory issue to keep learners engaged and focused on compliance.