

FY 2025 BUDGET

State of Illinois Community College District Number 528
Counties of McHenry, Boone, Kane, and Lake

FISCAL YEAR ENDING JUNE 30

McHenry County College
Community College District Number 528





FISCAL YEAR 2025 BUDGET

STATE OF ILLINOIS
COMMUNITY COLLEGE DISTRICT NO. 528
McHENRY COUNTY COLLEGE
8900 U.S. HIGHWAY 14
CRYSTAL LAKE, IL 60012

www.mchenry.edu/finance

September 26, 2024

To: Board of Trustees, McHenry County College,
Illinois Community College District #528

From: Clinton E. Gabbard, President

Subject: Fiscal Year 2025 Budget

The Fiscal Year 2025 Budget for McHenry County College reflects a comprehensive focus on supporting the institution's mission while operating within prudent financial parameters. It also represents the way in which the College budget is tied to the MCC Strategic Plan and its supporting activities.

Fiscal Year 2025 revenue estimates in the operating budget, for the Education and Operations and Maintenance Funds, include conservative estimates for credit hour enrollments, property tax revenue, short-term training revenue, and State of Illinois funding.

The expenditure side of the budget has undergone significant scrutiny, especially by the President's Cabinet, to ensure that budgets and staffing levels are representative of institutional needs. Items included in the budget for capital equipment and locally-funded repairs and renovations were thoroughly reviewed, and only the highest priority items are included in the proposed budget. Adequate funds have been budgeted in contingencies to allow the College to respond to emergencies and critical emerging needs.

The proposed Fiscal Year 2025 Budget is consistent with the College's mission, vision, and values.

With the proposed Fiscal Year 2025 Budget, the College is well-positioned to focus on learning with the goal of ensuring student success.

Sincerely,



Clinton E. Gabbard
President



BOARD OF TRUSTEES



Suzanne Hoban
Chair
Woodstock
Term ends April 2029



Dale Morton
Vice Chair
Bull Valley
Term ends April 2027



Alyssa Kueffner
Secretary
Woodstock
Term ends April 2029



Tom Allen
Lakewood
Term ends April 2025



Tess Reinhard
Crystal Lake
Term ends April 2025



Elizabeth Speros
Crystal Lake
Term ends April 2027



Molly Walsh
Crystal Lake
Term ends April 2025



Student Trustee
Adonia Fulk
Term ends April 2025

Executive Administration

Clint Gabbard
President

Christina Haggerty
Vice President of Marketing,
Communications and Development

Tim Hopkins
Chief Information Officer

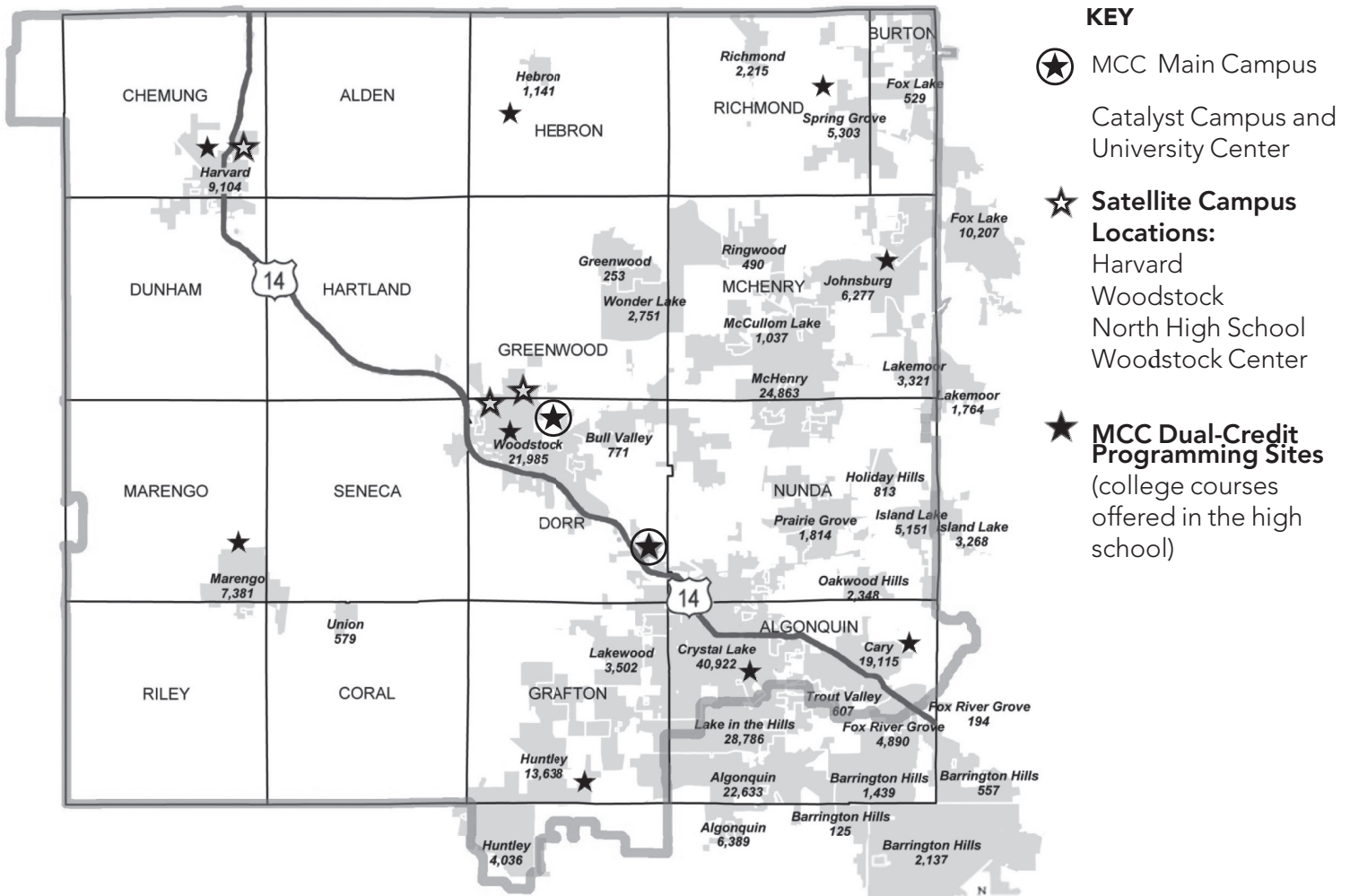
Talia Koronkiewicz
Chief People Officer

Arlene Santos-George
Vice President of Academic Affairs

Robert Tenuta
Chief Financial Officer/Treasurer

McHenry County College

Community College District 528 Map



Community College District 528 is one of 39 community college districts in the Illinois Community College System. It incorporates the following rural and suburban municipalities:

- Alden
- Cary
- Crystal Lake
- Fox River Grove
- Harvard
- Hebron
- Huntley
- Johnsburg
- Marengo
- McHenry
- Oakwood Hills
- Richmond
- Ringwood
- Solon Mills
- Spring Grove
- Union
- Wonder Lake
- Woodstock

In addition to these municipalities, some addresses within Algonquin, Barrington, Garden Prairie, Hampshire, Huntley, Island Lake, Lake in the Hills and Lakemoor are also District residents. Lake and Kane County residents are out of district with some exceptions in Cary and Huntley. Visit www.mchenry.edu/residency for details.

Learn About Our MCC Community

OUR MISSION

Our focus is learning. Student success is our goal.

OUR VISION

McHenry County College (MCC) champions learning as essential to our community's well-being. We transform all students we serve by inspiring and equipping them to successfully live and work in the world.

OUR VALUES

INSPIRATION – We strive to be transformative in our interactions with our community and each other, always working to bring out the best in ourselves and others.

CONNECTEDNESS – We strive to achieve a welcoming, inclusive environment for everyone interacting with the College.

DIVERSITY – We strive to be thoughtful, appreciative, and continuously open in learning to respect and celebrate diverse ideas, cultures, ethnicities, and life contexts.

THOUGHTFULNESS – We strive to encourage the development of critical thinking for every person who engages with the College.

COMMUNITY-FOCUSED – We strive to place our services at the epicenter of our community's economic resilience and vitality.

EXCELLENCE – We strive to produce distinctive brilliance in all of our activities and inspire excellence in others.

PASSION – We strive to bring vitality and joy to our efforts.

STEWARDSHIP – We commit to the honest, trustful dealing with all resources given to us including people, gifts, the environment, and revenue.

Learn About Our MCC Community

OUR DISTRICT 528

- Covers 600 square miles
- 97% of the district is in McHenry County
- Includes small parts of Boone, Kane and Lake Counties
- Serves nine public high school districts, one private high school and multiple home schools

OUR STUDENTS

- 23% full-time students
- 56% female
- Median age is 19

OUR CREDIT ENROLLMENT

Spring 2024

- 9,131 credit students (headcount)
- 65,666 credit hours

Fall 2024

- 9,405 credit students (headcount)
- 69,041 credit hours

OUR EMPLOYEES

- Approximately 700 full- and part-time
- Over 93% of our faculty hold a master's or doctorate degree; 74% of adjunct faculty hold a master's or doctorate degree
- Over 82% of our administration hold a master's or doctorate degree

OUR PROGRAMS

- Transfer programs—seven associate's degrees and over 70 certificate programs
- Occupational programs
- Talent impact programs
- Short-term training
- Community enrichment programs
- Adult and developmental education
- Facility and event rental
- Community outreach
- Lecture, Blended, and Online learning opportunities
- Center for Agrarian Learning
- Liebman Institute for Science Innovation
- Foglia CATI skilled trades programs
- Griffin MSI @ MCC programs
- Internships and apprenticeships
- Career Services center
- Student collaboration spaces

Regular Board meetings are held monthly onsite—all are welcome to attend. If you cannot attend, watch meetings live at www.mchenry.edu/board.

Questions/comments for the Board of Trustees? Email mcctrustees@mchenry.edu.

Table of Contents

Combined Summary of All Funds	1
Operating Funds & Operating Fund Balance Reserve	
Operating Funds Summary by Object Group	7
Operating Funds Chart.....	8
Fund Reserve Calculation (B) Under Board Policy 2.1.5.1	9
Budgets By Fund	11-30
Budgets By Fund and Object Group	31-98
Capital Budgets Report	
Capital Items	99-108
FY2025 Budget (ICCB State Format)	
Final Fiscal Year 2025 Budget	109-138
Cash Flow Budget	
Cash Flow Budget.....	139-142
Historical & Statistical Information	
Historical and Statistical Information	143-158
Departmental Budget Listing & Income Statement Account Listing	
Departmental Budget and Related Information.....	159-202
FY2025 vs FY2024 Comparative Budget Detail by Department	
FY2025 vs FY2024 Comparative Budget Detail by Department	203-394
Addendum	
FY 2025 Budget Changes Tentative to Final.....	395-408
Glossary	
Glossary.....	409-424
Signature Pages	
Signature Pages	425-430

This page left blank intentionally

Combined All Funds

This page left blank intentionally

FY25 Combined Budget Summary of All Funds

<i>Object Group</i>	<i>FY24 Budget</i>	<i>FY25 Budget</i>	<i>\$ Change</i>	<i>%Change</i>
Beginning Fund Balance	\$85,401,031	\$102,921,588		
Revenue				
Local Government	\$29,478,154	\$29,478,154	\$0	0.0%
State Government	\$36,962,912	\$39,656,456	\$2,693,544	7.3%
Federal Government	\$8,413,917	\$6,133,808	(\$2,280,109)	-27.1%
Student Tuition and Fees	\$16,007,091	\$16,531,611	\$524,520	3.3%
Sales and Service Fees	\$3,490,712	\$3,327,460	(\$163,252)	-4.7%
Facilities Revenue	\$43,966	\$43,966	\$0	0.0%
Investment Revenue	\$460,368	\$694,188	\$233,820	50.8%
Non Governmental Gifts	\$5,022,300	\$6,063,733	\$1,041,433	20.7%
Other Sources	\$35,096,464	\$37,429,941	\$2,333,477	6.6%
Sum of all Revenue	\$134,975,885	\$139,359,317	\$4,383,432	3.2%
Expense				
Salaries	\$33,262,388	\$35,471,853	\$2,209,465	6.6%
Employee Benefits	\$37,636,822	\$36,809,213	(\$827,609)	-2.2%
Contractual Services	\$6,632,026	\$6,694,830	\$62,804	0.9%
Supplies	\$7,145,364	\$5,366,773	(\$1,778,591)	-24.9%
Travel	\$666,773	\$663,691	(\$3,082)	-0.5%
Fixed Charges	\$2,451,212	\$2,456,332	\$5,120	0.2%
Utilities	\$1,198,863	\$1,190,363	(\$8,500)	-0.7%
Capital Outlay	\$43,573,369	\$58,222,746	\$14,649,377	33.6%
Other	\$10,017,501	\$10,712,879	\$695,378	6.9%
Sum of all Expense	\$142,584,318	\$157,588,680	\$15,004,362	10.5%
Contingency				
Contingency	\$67,225	\$100,000	\$32,775	48.8%
Sum of all Contingency	\$67,225	\$100,000	\$32,775	48.8%
Net Transfer				
Interfund Transfer Out	\$2,110,717	\$11,059,267	\$8,948,550	424.0%
Interfund Transfer In	\$2,110,717	\$11,059,267	\$8,948,550	424.0%
Sum of all Net Transfers	\$0	\$0	N/A	N/A
Surplus/(Deficit)	(\$7,675,658)	(\$18,329,363)	(\$10,653,705)	138.8%
Estimated Ending Fund Balance	\$77,725,373	\$84,592,225	\$6,866,852	8.8%

Grand Total All Funds Combined

(\$7,675,658)	(\$18,329,363)	(\$10,653,705)
---------------	----------------	----------------

This page left blank intentionally

Operating Funds & Operating Fund Balance Reserve

This page left blank intentionally

FY25 Operating Funds (01 and 02) Summary By Object

<i>Object Group</i>	<i>FY24 Budget</i>	<i>FY25 Budget</i>	<i>\$ Change</i>	<i>% Change</i>
Beginning Fund Balance	\$30,505,914	\$34,366,699		
Revenue				
Local Government	\$28,700,710	\$28,685,710	(\$15,000)	-0.1%
State Government	\$10,509,134	\$14,738,960	\$4,229,826	40.2%
Federal Government	\$0	\$0	N/A	N/A
Student Tuition and Fees	\$14,360,846	\$14,850,663	\$489,817	3.4%
Sales and Service Fees	\$175,000	\$193,500	\$18,500	10.6%
Facilities Revenue	\$18,966	\$18,966	\$0	0.0%
Investment Revenue	\$289,062	\$455,235	\$166,173	57.5%
Non Governmental Gifts	\$11,000	\$11,000	\$0	0.0%
Other Sources	\$28,604,798	\$28,678,822	\$74,024	0.3%
Sum of all Revenue	\$82,669,516	\$87,632,856	\$4,963,340	6.0%
Expense				
Salaries	\$29,280,648	\$31,413,785	\$2,133,137	7.3%
Employee Benefits	\$33,337,800	\$32,696,832	(\$640,968)	-1.9%
Contractual Services	\$5,055,087	\$5,399,568	\$344,481	6.8%
Supplies	\$3,498,244	\$3,676,286	\$178,042	5.1%
Travel	\$433,806	\$477,523	\$43,717	10.1%
Fixed Charges	\$1,619,985	\$1,695,872	\$75,887	4.7%
Utilities	\$1,197,780	\$1,189,280	(\$8,500)	-0.7%
Capital Outlay	\$1,553,805	\$1,903,605	\$349,800	22.5%
Other	\$965,000	\$969,900	\$4,900	0.5%
Sum of all Expense	\$76,942,155	\$79,422,651	\$2,480,496	3.2%
Contingency				
Contingency	\$67,225	\$100,000	\$32,775	48.8%
Sum of all Contingency	\$67,225	\$100,000	\$32,775	48.8%
Net Transfer				
Interfund Transfer Out	\$850,000	\$11,059,267	\$10,209,267	1201.1%
Sum of all Net Transfers	\$850,000	\$11,059,267	\$10,209,267	1201.1%
Surplus/(Deficit)	\$4,810,136	(\$2,949,062)		
Estimated Ending Fund Balance	\$35,316,050	\$31,417,637		

Total of Op Funds (01 & 02)

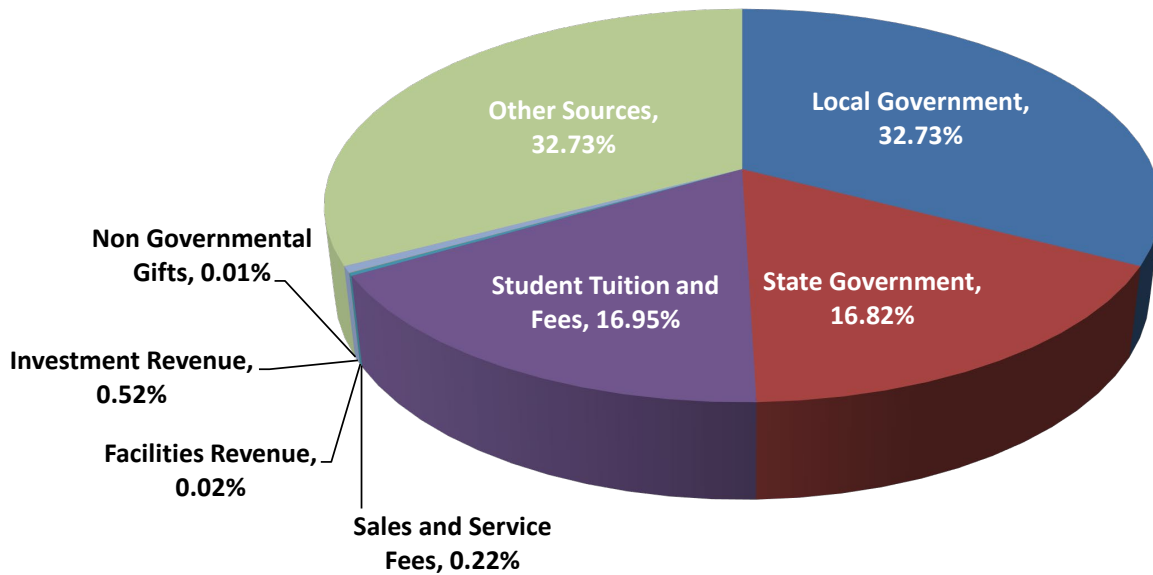
\$4,810,136

(\$2,949,062)

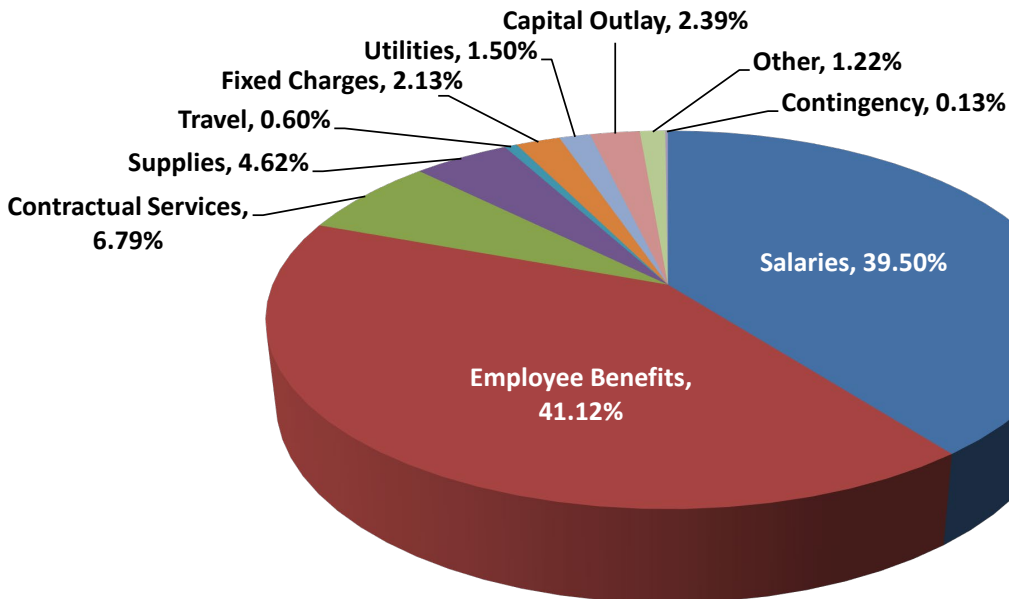
(\$7,759,198)

Combined Budget For Operating Funds Education Fund 01 and Operations Maintenance Fund 02

FY25 Budgeted Operating Revenue By Source
(Includes SURS on Behalf)



FY25 Budgeted Operating Expenditure By Group
(Includes SURS on Behalf)



Board Policy 2.1.5.1

Operating Fund Balance

Reserve Requirement Calculation (b.)

FY25 Final Budget	OPERATING EXPENSE BUDGETED		
	Fund 01	Fund 02	Combined
FY25 Total Operating Funds Expenditures	84,519,558	6,062,360	90,581,918
Less: Budgeted SURS Pass-Thru			
01-8060-501016-5299900-50	(22,500,000)	-	(22,500,000)
Less: Contingency	(100,000)	-	(100,000)
Less: Net Transfers	(11,059,267)	-	(11,059,267)
Net Annual Operating Funds Expenditures	50,860,291	6,062,360	56,922,651
4 Months Minimum Reserve	33.33%	16,953,430	2,020,787
8 Months Maximum Reserve	66.67%	33,906,861	4,041,573
Calculated Final Budget Reserve			
Method 1: Contingency is not utilized			
BUDGETED ENDING FUND BALANCE			
	Fund 01	Fund 02	Combined
FY25 Budgeted Ending Balance	23,900,057	5,744,847	29,644,904
Adjustments			
Add: Contingency (assumed not used)	100,000	-	100,000
Ending Budgeted Fund Balance Reserve	24,000,057	5,744,847	29,744,904
			6.27
4 Month Over/(Under) Ending Balance Minimum			10,770,687
8 Month Over/(Under) Ending Balance Maximum			(8,203,530)
Method 2: Contingency fully utilized			
Calculated Final Budget Reserve Budgeted Ending Balance	23,900,057	5,744,847	29,644,904
Adjustments			
Add: Contingency (assumed used)	-	-	-
FY25 Budgeted Ending Balance	23,900,057	5,744,847	29,644,904
			6.24
4 Month Over/(Under) Ending Balance Minimum			10,670,687
8 Month Over/(Under) Ending Balance Maximum			(8,303,530)

Budget is in compliance with Board Policy 2.1.5.1. b). under either method displayed.

A second calculation of compliance from the CAFR at year end will be used to determine actual compliance per Board Policy 2.1.5.1. a).

Operating Cash Ratio (method 1)	52.25%
Operating Cash Ratio (method 2)	52.08%

This page left blank intentionally

Budgets By Fund

This page left blank intentionally

FY25 Budget Summary By Fund & Object Group

<i>Fund Code & Name</i>	<i>FY24 YTD</i>	<i>FY24 Budget</i>	<i>FY25 Budget</i>	<i>\$ Change</i>	<i>% Change</i>
01 Education					
Beginning Fund Balance	\$24,719,477	\$28,010,604	\$3,291,127	13.3%	
Local Governmental Sources	\$26,052,762	\$26,037,762	(\$15,000)	-0.1%	
State Governmental Sources	\$9,311,698	\$13,379,866	\$4,068,168	43.7%	
Federal Governmental Sources	\$0	\$0	N/A	N/A	
Student Tuition & Fees	\$12,701,417	\$13,120,057	\$418,640	3.3%	
Sales & Service Fees	\$175,000	\$193,500	\$18,500	10.6%	
Facilities Revenue	\$18,966	\$18,966	\$0	0.0%	
Investment Revenue	\$273,492	\$363,399	\$89,907	32.9%	
Nongovernmental Gifts	\$11,000	\$11,000	\$0	0.0%	
Other Revenue	\$28,568,798	\$28,642,822	\$74,024	0.3%	
Total Education Fund Revenue	\$77,113,133	\$81,767,372	\$4,654,239	6.0%	
Salaries	\$28,624,808	\$30,757,480	\$2,132,672	7.5%	
Employee Benefits	\$33,151,836	\$32,499,747	(\$652,089)	-2.0%	
Contractual Services	\$3,048,132	\$3,305,948	\$257,816	8.5%	
Supplies	\$2,853,254	\$3,037,736	\$184,482	6.5%	
Travel	\$409,146	\$452,223	\$43,077	10.5%	
Fixed Charges	\$1,567,985	\$1,643,872	\$75,887	4.8%	
Utilities	\$241,780	\$231,780	(\$10,000)	-4.1%	
Capital Outlay	\$641,805	\$461,605	(\$180,200)	-28.1%	
Other	\$965,000	\$969,900	\$4,900	0.5%	
Total Education Fund Expense	\$71,503,746	\$73,360,291	\$1,856,545	2.6%	
Contingency	\$67,225	\$100,000	\$32,775	48.8%	
Total Education Fund Contingency	\$67,225	\$100,000	\$32,775	48.8%	
		\$0	N/A	N/A	
Interfund Transfer Out	\$850,000	\$11,059,267	\$10,209,267	1201.1%	
Total Education Fund Transfers	\$850,000	\$11,059,267	\$10,209,267	1201.1%	
Education Surplus/(Deficit)	\$4,692,162	(\$2,752,186)	(\$7,444,348)	-158.7%	
Estimated Ending Fund Balance	\$29,411,639	\$25,258,418	(\$4,153,221)	-14.1%	

FY25 Budget Summary By Fund & Object Group

<i>Fund Code & Name</i>	<i>FY24 YTD</i>	<i>FY24 Budget</i>	<i>FY25 Budget</i>	<i>\$ Change</i>	<i>% Change</i>
02 Operations and Maintenance					
Beginning Fund Balance	\$5,786,437	\$6,356,095	\$569,658	9.8%	
Local Governmental Sources	\$2,647,948	\$2,647,948	\$0	0.0%	
State Governmental Sources	\$1,197,436	\$1,359,094	\$161,658	13.5%	
Student Tuition & Fees	\$1,659,429	\$1,730,606	\$71,177	4.3%	
Investment Revenue	\$15,570	\$91,836	\$76,266	489.8%	
Other Revenue	\$36,000	\$36,000	\$0	0.0%	
Total Operations and Maintenance Fund Revenue	\$5,556,383	\$5,865,484	\$309,101	5.6%	
Salaries	\$655,840	\$656,305	\$465	0.1%	
Employee Benefits	\$185,964	\$197,085	\$11,121	6.0%	
Contractual Services	\$2,006,955	\$2,093,620	\$86,665	4.3%	
Supplies	\$644,990	\$638,550	(\$6,440)	-1.0%	
Travel	\$24,660	\$25,300	\$640	2.6%	
Fixed Charges	\$52,000	\$52,000	\$0	0.0%	
Utilities	\$956,000	\$957,500	\$1,500	0.2%	
Capital Outlay	\$912,000	\$1,442,000	\$530,000	58.1%	
Total Operations and Maintenance Fund Expense	\$5,438,409	\$6,062,360	\$623,951	11.5%	
		\$0	N/A	N/A	
Total Operations and Maintenance Fund Transfers		\$0	N/A	N/A	
Operations and Maintenance Surplus/(Deficit)	\$117,974	(\$196,876)	(\$314,850)	-266.9%	
Estimated Ending Fund Balance	\$5,904,411	\$6,159,219	\$254,808	4.3%	

FY25 Budget Summary By Fund & Object Group

<i>Fund Code & Name</i>	<i>FY24 YTD</i>	<i>FY24 Budget</i>	<i>FY25 Budget</i>	<i>\$ Change</i>	<i>% Change</i>
03 Operations and Maintenance Restricted					
Beginning Fund Balance	\$9,578,171	\$14,602,688	\$5,024,517		52.5%
State Governmental Sources	\$24,495,351	\$23,954,726	(\$540,625)		-2.2%
Student Tuition & Fees	\$79,134	\$79,132	(\$2)		0.0%
Investment Revenue	\$121,550	\$176,496	\$54,946		45.2%
Nongovernmental Gifts	\$4,600,000	\$5,600,000	\$1,000,000		21.7%
Other Revenue	\$1,000,000	\$2,241,619	\$1,241,619		124.2%
Total Operations and Maintenance Restricted Fund Revenue	\$30,296,035	\$32,051,973	\$1,755,938		5.8%
Contractual Services	\$107,000	\$150,000	\$43,000		40.2%
Supplies	\$0	\$0	N/A		N/A
Fixed Charges	\$0				
Utilities	\$0				
Capital Outlay	\$41,501,335	\$56,319,141	\$14,817,806		35.7%
Total Operations and Maintenance Restricted Fund Expense	\$41,608,335	\$56,469,141	\$14,860,806		35.7%
		\$0	N/A		N/A
Interfund Transfer In	\$1,560,717	\$10,329,267	\$8,768,550		561.8%
Total Operations and Maintenance Restricted Fund Transfers	(\$1,560,717)	(\$10,329,267)	(\$8,768,550)		561.8%
Operations and Maintenance Restricted Surplus/(Deficit)	(\$9,751,583)	(\$14,087,901)	(\$4,336,318)		44.5%
Estimated Ending Fund Balance	(\$173,412)	\$514,787	\$688,199		-396.9%

FY25 Budget Summary By Fund & Object Group

<i>Fund Code & Name</i>	<i>FY24 YTD</i>	<i>FY24 Budget</i>	<i>FY25 Budget</i>	<i>\$ Change</i>	<i>% Change</i>
04 Bond and Interest					
Beginning Fund Balance	\$443,504	\$645,964	\$202,460	45.7%	
Student Tuition & Fees	\$738,579	\$738,561	(\$18)	0.0%	
Total Bond and Interest Fund Revenue	\$738,579	\$738,561	(\$18)	0.0%	
Fixed Charges	\$626,200	\$624,600	(\$1,600)	-0.3%	
Total Bond and Interest Fund Expense	\$626,200	\$624,600	(\$1,600)	-0.3%	
Bond and Interest Surplus/(Deficit)	\$112,379	\$113,961	\$1,582	1.4%	
Estimated Ending Fund Balance	\$555,883	\$759,925	\$204,042	36.7%	

FY25 Budget Summary By Fund & Object Group

<i>Fund Code & Name</i>		<i>FY24 YTD</i>	<i>FY24 Budget</i>	<i>FY25 Budget</i>	<i>\$ Change</i>	<i>% Change</i>
05	Auxiliary					
Beginning Fund Balance		\$122,085	\$367,887	\$245,802	201.3%	
Student Tuition & Fees		\$828,532	\$863,255	\$34,723	4.2%	
Sales & Service Fees		\$3,315,712	\$3,133,960	(\$181,752)	-5.5%	
Facilities Revenue		\$25,000	\$25,000	\$0	0.0%	
Nongovernmental Gifts		\$2,000	\$0	N/A	N/A	
Other Revenue		\$9,400	\$9,500	\$100	1.1%	
Total Auxiliary Fund Revenue		\$4,180,644	\$4,031,715	(\$148,929)	-3.6%	
Salaries		\$2,209,687	\$2,281,784	\$72,097	3.3%	
Employee Benefits		\$394,149	\$285,494	(\$108,655)	-27.6%	
Contractual Services		\$547,738	\$518,990	(\$28,748)	-5.2%	
Supplies		\$1,498,609	\$1,491,300	(\$7,309)	-0.5%	
Travel		\$92,550	\$110,450	\$17,900	19.3%	
Fixed Charges		\$18,000	\$18,000	\$0	0.0%	
Utilities		\$0				
Capital Outlay		\$0				
Other		\$11,000	\$11,020	\$20	0.2%	
Total Auxiliary Fund Expense		\$4,771,733	\$4,717,038	(\$54,695)	-1.1%	
			\$0	N/A	N/A	
Interfund Transfer In		\$550,000	\$730,000	\$180,000	32.7%	
Total Auxiliary Fund Transfers		(\$550,000)	(\$730,000)	(\$180,000)	32.7%	
Auxiliary Surplus/(Deficit)		(\$41,089)	\$44,677	\$85,766	-208.7%	
Estimated Ending Fund Balance		\$80,996	\$412,564	\$331,568	409.4%	

FY25 Budget Summary By Fund & Object Group

<i>Fund Code & Name</i>	<i>FY24 YTD</i>	<i>FY24 Budget</i>	<i>FY25 Budget</i>	<i>\$ Change</i>	<i>% Change</i>
06 Restricted Purposes					
Beginning Fund Balance	(\$14,295)	(\$26,833)	(\$12,538)		87.7%
Local Governmental Sources	\$0				
State Governmental Sources	\$1,958,427	\$962,770	(\$995,657)		-50.8%
Federal Governmental Sources	\$8,413,917	\$6,133,808	(\$2,280,109)		-27.1%
Nongovernmental Gifts	\$409,300	\$452,733	\$43,433		10.6%
Other Revenue	\$3,982,266	\$5,000,000	\$1,017,734		25.6%
Total Restricted Purposes Fund Revenue	\$14,763,911	\$12,549,311	(\$2,214,600)		-15.0%
Salaries	\$1,772,053	\$1,776,284	\$4,231		0.2%
Employee Benefits	\$304,916	\$225,558	(\$79,358)		-26.0%
Contractual Services	\$837,201	\$539,522	(\$297,679)		-35.6%
Supplies	\$2,148,511	\$199,187	(\$1,949,324)		-90.7%
Travel	\$140,417	\$75,718	(\$64,699)		-46.1%
Fixed Charges	\$0				
Utilities	\$1,083	\$1,083	\$0		0.0%
Capital Outlay	\$518,229	\$0	N/A		N/A
Other	\$9,041,501	\$9,731,959	\$690,458		7.6%
Total Restricted Purposes Fund Expense	\$14,763,911	\$12,549,311	(\$2,214,600)		-15.0%
		\$0	N/A		N/A
Total Restricted Purposes Fund Transfers		\$0	N/A		N/A
Restricted Purposes Surplus/(Deficit)	\$0	\$0	N/A		N/A
Estimated Ending Fund Balance	(\$14,295)	(\$26,833)	(\$12,538)		87.7%

FY25 Budget Summary By Fund & Object Group

Fund Code & Name		FY24 YTD	FY24 Budget	FY25 Budget	\$ Change	% Change
07	Working Cash					
Beginning Fund Balance		\$3,033,493	\$2,000,562	(\$1,032,931)		-34.1%
Investment Revenue		\$44,960	\$51,638	\$6,678		14.9%
Total Working Cash Fund Revenue		\$44,960	\$51,638	\$6,678		14.9%
Interfund Transfer Out		\$1,260,717	\$0	N/A		N/A
Total Working Cash Fund Transfers		\$1,260,717	\$0	N/A		N/A
Working Cash Surplus/(Deficit)		(\$1,215,757)	\$51,638	\$1,267,395		-104.2%
Estimated Ending Fund Balance		\$1,817,736	\$2,052,200	\$234,464		12.9%

FY25 Budget Summary By Fund & Object Group

<i>Fund Code & Name</i>	<i>FY24 YTD</i>	<i>FY24 Budget</i>	<i>FY25 Budget</i>	<i>\$ Change</i>	<i>% Change</i>
08 General Fixed Asset					
Beginning Fund Balance	\$76,971,160	\$81,121,524	\$4,150,364	5.4%	
Capital Outlay	\$0	\$0	N/A	N/A	
Total General Fixed Asset Fund Expense	\$0	\$0	N/A	N/A	
		\$0	N/A	N/A	
Total General Fixed Asset Fund Transfers		\$0	N/A	N/A	
General Fixed Asset Surplus/(Deficit)	\$0	\$0	N/A	N/A	
Estimated Ending Fund Balance	\$76,971,160	\$81,121,524	\$4,150,364	5.4%	

FY25 Budget Summary By Fund & Object Group

<i>Fund Code & Name</i>	<i>FY24 YTD</i>	<i>FY24 Budget</i>	<i>FY25 Budget</i>	<i>\$ Change</i>	<i>% Change</i>
09 General Long-Term Debt					
Beginning Fund Balance	(\$12,743,878)	(\$10,170,440)	\$2,573,438		-20.2%
Other Revenue	\$0	\$0	N/A		N/A
Total General Long-Term Debt Fund Revenue	\$0	\$0	N/A		N/A
Employee Benefits	\$0				
Fixed Charges	\$0	\$0	N/A		N/A
Total General Long-Term Debt Fund Expense	\$0	\$0	N/A		N/A
		\$0	N/A		N/A
Total General Long-Term Debt Fund Transfers		\$0	N/A		N/A
General Long-Term Debt Surplus/(Deficit)	\$0	\$0	N/A		N/A
Estimated Ending Fund Balance	(\$12,743,878)	(\$10,170,440)	\$2,573,438		-20.2%

FY25 Budget Summary By Fund & Object Group

Fund Code & Name		FY24 YTD	FY24 Budget	FY25 Budget	\$ Change	% Change
10	Trust & Agency					
Beginning Fund Balance		\$421,199	\$416,275	(\$4,924)	-1.2%	
Nongovernmental Gifts		\$0	\$0	N/A	N/A	
Other Revenue		\$0	\$0	N/A	N/A	
Total Trust & Agency Fund Revenue		\$0	\$0	N/A	N/A	
Other		\$0	\$0	N/A	N/A	
Total Trust & Agency Fund Expense		\$0	\$0	N/A	N/A	
			\$0	N/A	N/A	
Total Trust & Agency Fund Transfers			\$0	N/A	N/A	
Trust & Agency Surplus/(Deficit)		\$0	\$0	N/A	N/A	
Estimated Ending Fund Balance		\$421,199	\$416,275	(\$4,924)	-1.2%	

FY25 Budget Summary By Fund & Object Group

Fund Code & Name		FY24 YTD	FY24 Budget	FY25 Budget	\$ Change	% Change
11	Audit					
Beginning Fund Balance		\$48,973	\$38,000	(\$10,973)	-22.4%	
Local Governmental Sources		\$75,000	\$90,000	\$15,000	20.0%	
Total Audit Fund Revenue		\$75,000	\$90,000	\$15,000	20.0%	
Contractual Services		\$85,000	\$86,750	\$1,750	2.1%	
Total Audit Fund Expense		\$85,000	\$86,750	\$1,750	2.1%	
Audit Surplus/(Deficit)		(\$10,000)	\$3,250	\$13,250	-132.5%	
Estimated Ending Fund Balance		\$38,973	\$41,250	\$2,277	5.8%	

FY25 Budget Summary By Fund & Object Group

<i>Fund Code & Name</i>	<i>FY24 YTD</i>	<i>FY24 Budget</i>	<i>FY25 Budget</i>	<i>\$ Change</i>	<i>% Change</i>
12 Liability, Protection & Settlement					
Beginning Fund Balance	\$602,799	\$659,012	\$56,213	9.3%	
Local Governmental Sources	\$702,444	\$702,444	\$0	0.0%	
Investment Revenue	\$4,796	\$10,819	\$6,023	125.6%	
Total Liability, Protection & Settlement Fund Revenue	\$707,240	\$713,263	\$6,023	0.9%	
Employee Benefits	\$599,959	\$601,331	\$1,372	0.2%	
Fixed Charges	\$187,027	\$117,860	(\$69,167)	-37.0%	
Total Liability, Protection & Settlement Fund Expense	\$786,986	\$719,191	(\$67,795)	-8.6%	
		\$0	N/A	N/A	
Total Liability, Protection & Settlement Fund Transfers		\$0	N/A	N/A	
Liability, Protection & Settlement Surplus/(Deficit)	(\$79,746)	(\$5,928)	\$73,818	-92.6%	
Estimated Ending Fund Balance	\$523,053	\$653,084	\$130,031	24.9%	

FY25 Budget Summary By Fund & Object Group

<i>Fund Code & Name</i>	<i>FY24 YTD</i>	<i>FY24 Budget</i>	<i>FY25 Budget</i>	<i>\$ Change</i>	<i>% Change</i>
13 Building Bond Proceeds					
Beginning Fund Balance	\$0		\$0	N/A	N/A
Total Building Bond Proceeds Fund Transfers			\$0	N/A	N/A
Building Bond Proceeds Surplus/(Deficit)			\$0	N/A	N/A
Estimated Ending Fund Balance					

FY25 Budget Summary By Fund & Object Group

<i>Fund Code & Name</i>	<i>FY24 YTD</i>	<i>FY24 Budget</i>	<i>FY25 Budget</i>	<i>\$ Change</i>	<i>% Change</i>
14 Public Building Commission Rental					
Beginning Fund Balance	\$0		\$0	N/A	N/A
Total Public Building Commission Rental Fund Transfers			\$0	N/A	N/A
Public Building Commission Rental Surplus/(Deficit)			\$0	N/A	N/A
Estimated Ending Fund Balance					

FY25 Budget Summary By Fund & Object Group

<i>Fund Code & Name</i>	<i>FY24 YTD</i>	<i>FY24 Budget</i>	<i>FY25 Budget</i>	<i>\$ Change</i>	<i>% Change</i>
15 Public Building Commission Operation & Maintenance					
Beginning Fund Balance	\$0		\$0	N/A	N/A
Total Public Building Commission Operation & Maintenance Fund Transfers			\$0	N/A	N/A
Public Building Commission Operation & Maintenance Surplus			\$0	N/A	N/A
Estimated Ending Fund Balance					

FY25 Budget Summary By Fund & Object Group

Fund Code & Name		FY24 YTD	FY24 Budget	FY25 Budget	\$ Change	% Change
17	OPEB Liability					
Beginning Fund Balance		(\$23,568,094)	(\$21,099,750)	\$2,468,344		-10.5%
Other Revenue		\$1,500,000	\$1,500,000	\$0		0.0%
Total OPEB Liability Fund Revenue		\$1,500,000	\$1,500,000	\$0		0.0%
Employee Benefits		\$2,999,998	\$2,999,998	\$0		0.0%
Total OPEB Liability Fund Expense		\$2,999,998	\$2,999,998	\$0		0.0%
Interfund Transfer In		\$0				
Total OPEB Liability Fund Transfers		\$0				
OPEB Liability Surplus/(Deficit)		(\$1,499,998)	(\$1,499,998)	\$0		0.0%
Estimated Ending Fund Balance		(\$25,068,092)	(\$22,599,748)	\$2,468,344		-9.8%

FY25 Budget Summary By Fund & Object Group

<i>Fund Code & Name</i>	<i>FY24 YTD</i>	<i>FY24 Budget</i>	<i>FY25 Budget</i>	<i>\$ Change</i>	<i>% Change</i>
------------------------------------	------------------------	---------------------------	---------------------------	-------------------------	------------------------

Grand Total All Funds Combined

(\$7,675,658)

(\$18,329,363)

(\$10,653,705)

This page left blank intentionally

Budgets By Fund and Object Group

This page left blank intentionally

McHenry County College

Budget By Fund And Object

Fiscal Year 2025

Fd-Prog-Depart-Object	Description	Budget	Sub Total
EDUCATION FUND 01			
Local Government			
01-0000-000000-410100105	REAL ESTATE TAXES	-25,549,854	
01-0000-000000-410350000	CPPRT	-487,908	
TOTAL LOCAL GOVERNMENT			-26,037,762
State Government			
01-0000-000000-420100005	ICCB IVG/ING SHORTFALL GRANT	-82,330	
01-0000-000000-420100100	BASE OPERATING GRANTS	-4,818,606	
01-0000-000000-420100200	EQUALIZATION GRANT	-8,128,930	
01-0000-000000-420309905	AVTE/CTE GENERAL REVENUE	-350,000	
TOTAL STATE GOVERNMENT			-13,379,866
Federal Government			
01-0000-000000-430900100	VETERANS AFFAIRS ANNUAL FEES	0	
01-0000-000000-430100100	US DEPT OF ED DIRECT REVENUE	0	
TOTAL FEDERAL GOVERNMENT			0
Student Tuition and Fees			
01-0000-000000-440900040	OTHER TESTING FEES	-100	
01-0000-000000-440900005	TRANSCRIPT FEES	-40,000	
01-0000-000000-440900045	TESTING CTR SERV FEE	-5,000	
01-0000-000000-440900030	PLACEMENT EXAM FEE	-100	
01-0000-000000-440900025	MAKE UP TESTING FEES	-100	
01-0000-000000-440900020	GED TESTING	-100	
01-0000-000000-440900015	CLEP TESTING	-100	
01-0000-000000-440900010	PROFICIENCY EXAM	-450	
01-0000-000000-442005000	MISC. FEES	-750,000	
01-0000-000000-440200025	TECHNOLOGY FEE	-949,578	
01-0000-000000-440200020	NURSING FEES	-2,000	
01-0000-000000-440200015	GRADUATION FEES	-300	
01-0000-000000-440200010	REGISTRATION FEES	-110,000	
01-0000-000000-440200006	COURSE FEES	-728,732	
01-0000-000000-440100400	TUITION-INTERNATIONAL STUDENTS	-14,449	
01-0000-000000-440100100	TUITION-IN DISTRICT	-10,062,996	
01-0000-000000-440100300	TUITION-OUT OF STATE	-21,414	
01-0000-000000-440100200	TUITION-OUT OF DISTRICT	-156,588	
01-0000-000000-440900050	WORK KEYS TESTING FEES	-100	
01-0000-000000-440200040	DUAL CREDIT FEES	-277,950	
TOTAL STUDENT TUITION AND FEES			-13,120,057

Fd-Prog-Depart-Object	Description	Budget	Sub Total
Sales and Service Fees			
01-0000-102010-450900100	CULINARY & OTHER MISC.	0	
01-0000-904183-450400070	PLANETARIUM EVENTS REVENUE	-20,000	
01-0000-102011-450900100	CULINARY & OTHER MISC.	0	
01-0000-101052-450900055	STUDENT FARM SALES	-1,500	
01-0000-101052-450900045	GREENHOUSE LAB SALES	-15,000	
01-0000-000000-450400050	FITNESS CENTER REVENUE	-6,000	
01-0000-000000-450400032	KIDS & COLLEGE TUITION	-150,000	
01-0000-102011-450900101	BAKERY FOOD SALES	0	
01-0000-101052-450900050	FLORAL SHOP LAB SALES	-1,000	
TOTAL SALES AND SERVICE FEES			-193,500
Facilities Revenue			
01-0000-000000-460900005	MISC RENTAL	-18,966	
TOTAL FACILITIES REVENUE			-18,966
Investment Revenue			
01-0000-000000-470900007	INVESTMENT TRANSACTION FEES	17,641	
01-0000-000000-470900005	INTEREST ON INVESTMENTS	-30,000	
01-0000-000000-470900006	CHANGE IN FAIR VALUE OF INVEST	-351,040	
TOTAL INVESTMENT REVENUE			-363,399
Non Governmental Gifts			
01-0000-000000-480900005	DONATIONS	-1,000	
01-0000-000000-480900025	FOUNDATION CONTRIBUTIONS	-10,000	
TOTAL NON GOVERNMENTAL GIFTS			-11,000
Other Sources			
01-0000-000000-490900050	OTHER MISC INCOME	-40,000	
01-0000-000000-490900090	SURS PASS THROUGH REVENUE	-22,500,000	
01-0000-904183-490900050	OTHER MISC INCOME	-2,500	
01-0000-404010-490900058	SUSTAINABILITY REVENUE	-50,000	
01-0000-303024-490900024	CAREER SERVICES FAIR FEES	-12,000	
01-0000-102020-490900050	OTHER MISC INCOME	0	
01-0000-000000-490900056	SURPLUS SALES	-500	
01-0000-000000-490900055	NSF SERVICE CHARGE	-250	
01-0000-000000-490100205	LIBRARY FINES & FEES	-150	
01-0000-000000-490900045	COBRA HEALTH INSURANCE CONTRIB	-2,500	
01-0000-102050-490900059	RECYCLING REVENUE	0	
01-0000-000000-490900005	FAX DOCUMENT FEE REVENUE	-50	
01-0000-000000-490900020	COLLEGE FAIR FEES	-1,500	
01-0000-000000-490900025	CELLUAR ONE INCOME	-9,372	
01-0000-000000-490900040	RETIREE HEALTH INSURANCE CONTR	-1,000	
01-0000-000000-490900030	EMPLOYEE HEALTH INSURANCE CONT	-2,000,000	
01-0000-000000-490900035	COLLEGE HEALTH INSURANCE CONTR	-4,000,000	
01-0000-000000-490900036	COLLEGE GRP LIFE INS CONTRIBUT	-23,000	
TOTAL OTHER SOURCES			-28,642,822

Fd-Prog-Depart-Object	Description	Budget	Sub Total
Salaries			
01-1040-103025-510100100	FT ADMINISTRATIVE STAFF	91,353	
01-1040-103025-510300100	FT TEACHING FACULTY	97,557	
01-1040-103025-510300110	FT STIPENDS FALL SPRING SUMMER	0	
01-1040-103025-510300215	PT STIPENDS FALL SPRG SUM	1,061	
01-1040-103025-510300410	FT INSTR STAFF - OVERLOAD	0	
01-1040-103030-510300205	PT INSTRUCTIONAL OTHER	1,273	
01-1040-103030-510300100	FT TEACHING FACULTY	127,886	
01-1040-103030-510300215	PT STIPENDS FALL SPRG SUM	169,744	
01-1040-103020-510300410	FT INSTR STAFF - OVERLOAD	1,000	
01-1040-103010-510300420	NON-INSTRUCTIONAL OVERLOAD	13,836	
01-1040-103030-510300410	FT INSTR STAFF - OVERLOAD	5,000	
01-1040-103025-510300420	NON-INSTRUCTIONAL OVERLOAD	16,850	
01-1040-103020-510300215	PT STIPENDS FALL SPRG SUM	21,218	
01-1040-103020-510300110	FT STIPENDS FALL SPRING SUMMER	0	
01-1040-103030-510300420	NON-INSTRUCTIONAL OVERLOAD	7,000	
01-1040-103020-510100100	FT ADMINISTRATIVE STAFF	0	
01-1040-103040-510300215	PT STIPENDS FALL SPRG SUM	79,568	
01-1040-103010-510300410	FT INSTR STAFF - OVERLOAD	35,000	
01-1040-103010-510300215	PT STIPENDS FALL SPRG SUM	84,872	
01-1040-103010-510300110	FT STIPENDS FALL SPRING SUMMER	0	
01-1040-103010-510300100	FT TEACHING FACULTY	449,867	
01-1040-103010-510100100	FT ADMINISTRATIVE STAFF	205,863	
01-1030-103015-510300410	FT INSTR STAFF - OVERLOAD	11,000	
01-1030-103015-510300215	PT STIPENDS FALL SPRG SUM	10,609	
01-1030-103015-510300210	PT INSTR - INDEP STUDY	530	
01-1040-103020-510300100	FT TEACHING FACULTY	179,445	
01-2010-202010-510600100	FT CLERICAL STAFF	40,706	
01-1030-102034-510300115	INSTR STAFF - INDEP STUDY	3,732	
01-1030-103015-510300100	FT TEACHING FACULTY	97,557	
01-2080-201010-510100100	FT ADMINISTRATIVE STAFF	233,589	
01-2030-201048-510300215	PT STIPENDS FALL SPRG SUM	15,914	
01-2030-201048-510300110	FT STIPENDS FALL SPRING SUMMER	0	
01-2030-201048-510200100	FT PROF/TECH STAFF	79,348	
01-2030-201048-510100100	FT ADMINISTRATIVE STAFF	111,804	
01-2020-201025-510300205	PT INSTRUCTIONAL OTHER	261,139	
01-2020-201025-510200200	PT PROF/TECHNICAL STAFF	0	
01-2020-201025-510200100	FT PROF/TECH STAFF	218,614	
01-1040-103040-510300205	PT INSTRUCTIONAL OTHER	1,061	
01-2010-202010-510600200	PT CLERICAL STAFF	16,490	
01-1040-103040-510300100	FT TEACHING FACULTY	220,388	
01-2010-202010-510500200	PT ACADEMIC SUPPORT	0	
01-2010-202010-510500100	FT ACADEMIC SUPPORT	166,303	
01-2010-202010-510300205	PT INSTRUCTIONAL OTHER	79,568	
01-2010-202010-510300110	FT STIPENDS FALL SPRING SUMMER	0	
01-2010-202010-510200100	FT PROF/TECH STAFF	47,647	
01-2010-202010-510100100	FT ADMINISTRATIVE STAFF	105,060	
01-1040-103040-510300420	NON-INSTRUCTIONAL OVERLOAD	14,736	
01-1040-103040-510300410	FT INSTR STAFF - OVERLOAD	10,000	

Fd-Prog-Depart-Object	Description	Budget	Sub Total
01-1040-103040-510300210	PT INSTR - INDEP STUDY	15,914	
01-1040-103040-510300115	INSTR STAFF - INDEP STUDY	5,356	
01-1040-103040-510300110	FT STIPENDS FALL SPRING SUMMER	0	
01-2010-202015-510200100	FT PROF/TECH STAFF	53,249	
01-1030-102030-510300110	FT STIPENDS FALL SPRING SUMMER	0	
01-1030-102034-510300215	PT STIPENDS FALL SPRG SUM	164,440	
01-2080-201010-510200100	FT PROF/TECH STAFF	59,353	
01-1030-102034-510300205	PT INSTRUCTIONAL OTHER	530	
01-3040-302025-510100100	FT ADMINISTRATIVE STAFF	92,382	
01-1030-102034-510300110	FT STIPENDS FALL SPRING SUMMER	0	
01-1030-102034-510300100	FT TEACHING FACULTY	217,356	
01-1030-102030-510300420	NON-INSTRUCTIONAL OVERLOAD	34,492	
01-1030-102030-510300410	FT INSTR STAFF - OVERLOAD	40,000	
01-1030-102030-510300215	PT STIPENDS FALL SPRG SUM	31,827	
01-1030-102030-510300210	PT INSTR - INDEP STUDY	266	
01-1030-102034-510300210	PT INSTR - INDEP STUDY	26,522	
01-1030-102030-510300115	INSTR STAFF - INDEP STUDY	1,449	
01-1030-102036-510200100	FT PROF/TECH STAFF	75,000	
01-1030-102030-510300100	FT TEACHING FACULTY	259,311	
01-1030-102026-510300420	NON-INSTRUCTIONAL OVERLOAD	3,639	
01-1030-102026-510300410	FT INSTR STAFF - OVERLOAD	0	
01-1030-102026-510300215	PT STIPENDS FALL SPRG SUM	5,304	
01-1030-102026-510300115	INSTR STAFF - INDEP STUDY	1,999	
01-1030-102024-510300420	NON-INSTRUCTIONAL OVERLOAD	6,352	
01-1030-102024-510300410	FT INSTR STAFF - OVERLOAD	1,000	
01-1030-102024-510300215	PT STIPENDS FALL SPRG SUM	84,872	
01-1030-102024-510300210	PT INSTR - INDEP STUDY	5,304	
01-1030-102024-510300205	PT INSTRUCTIONAL OTHER	229,850	
01-1030-102024-510300100	FT TEACHING FACULTY	0	
01-1030-102030-510300205	PT INSTRUCTIONAL OTHER	106	
01-1030-102040-510300410	FT INSTR STAFF - OVERLOAD	9,000	
01-1030-102055-510300100	FT TEACHING FACULTY	102,605	
01-1030-102050-510300410	FT INSTR STAFF - OVERLOAD	2,000	
01-1030-102050-510300215	PT STIPENDS FALL SPRG SUM	53,045	
01-1030-102050-510300205	PT INSTRUCTIONAL OTHER	10,609	
01-1030-102050-510300100	FT TEACHING FACULTY	183,480	
01-1030-102044-510300215	PT STIPENDS FALL SPRG SUM	30,000	
01-1030-102044-510300110	FT STIPENDS FALL SPRING SUMMER	110,000	
01-1030-102044-510200100	FT PROF/TECH STAFF	167,565	
01-1030-102044-510100100	FT ADMINISTRATIVE STAFF	98,568	
01-1030-102042-510300410	FT INSTR STAFF - OVERLOAD	5,000	
01-1030-102042-510300215	PT STIPENDS FALL SPRG SUM	5,304	
01-1030-102034-510300410	FT INSTR STAFF - OVERLOAD	15,000	
01-1030-102040-510300420	NON-INSTRUCTIONAL OVERLOAD	15,644	
01-1030-102034-510300420	NON-INSTRUCTIONAL OVERLOAD	9,452	
01-1030-102040-510300215	PT STIPENDS FALL SPRG SUM	74,263	
01-1030-102040-510300210	PT INSTR - INDEP STUDY	318	
01-1030-102040-510300205	PT INSTRUCTIONAL OTHER	0	
01-1030-102040-510300115	INSTR STAFF - INDEP STUDY	3,399	

Fd-Prog-Depart-Object	Description	Budget	Sub Total
01-1030-102040-510300100	FT TEACHING FACULTY	188,241	
01-1030-102036-510300420	NON-INSTRUCTIONAL OVERLOAD	17,622	
01-1030-102036-510300410	FT INSTR STAFF - OVERLOAD	5,000	
01-1030-102036-510300215	PT STIPENDS FALL SPRG SUM	53,045	
01-1030-102036-510300205	PT INSTRUCTIONAL OTHER	266	
01-1030-102036-510300100	FT TEACHING FACULTY	142,343	
01-1030-103015-510100100	FT ADMINISTRATIVE STAFF	126,690	
01-1030-102042-510300115	INSTR STAFF - INDEP STUDY	1,200	
01-8020-502025-510100100	FT ADMINISTRATIVE STAFF	186,273	
01-8040-503010-510100100	FT ADMINISTRATIVE STAFF	336,304	
01-8040-501036-510600110	FT SERVICE STAFF	49,468	
01-8040-501036-510200200	PT PROF/TECHNICAL STAFF	22,131	
01-8040-501036-510200100	FT PROF/TECH STAFF	380,790	
01-8040-501036-510100100	FT ADMINISTRATIVE STAFF	109,061	
01-8030-501032-510200100	FT PROF/TECH STAFF	473,135	
01-8030-501032-510100100	FT ADMINISTRATIVE STAFF	116,507	
01-8030-501022-510200100	FT PROF/TECH STAFF	188,222	
01-8030-501022-510100100	FT ADMINISTRATIVE STAFF	103,578	
01-8020-502030-510200100	FT PROF/TECH STAFF	113,204	
01-4040-404010-510300215	PT STIPENDS FALL SPRG SUM	1,061	
01-8020-502025-510200100	FT PROF/TECH STAFF	0	
01-8040-503010-510600100	FT CLERICAL STAFF	92,594	
01-8020-502015-510600100	FT CLERICAL STAFF	44,648	
01-8020-502015-510200200	PT PROF/TECHNICAL STAFF	35,063	
01-8020-502015-510200100	FT PROF/TECH STAFF	343,078	
01-8020-502015-510100100	FT ADMINISTRATIVE STAFF	131,840	
01-8020-502010-510200100	FT PROF/TECH STAFF	116,911	
01-8020-501028-510600100	FT CLERICAL STAFF	50,668	
01-8020-501020-510200100	FT PROF/TECH STAFF	58,293	
01-8020-501020-510100100	FT ADMINISTRATIVE STAFF	91,349	
01-8010-501013-510100100	FT ADMINISTRATIVE STAFF	131,424	
01-8010-501012-510200100	FT PROF/TECH STAFF	81,795	
01-3020-303060-510200100	FT PROF/TECH STAFF	157,924	
01-8020-502030-510100100	FT ADMINISTRATIVE STAFF	0	
01-8060-501024-510600200	PT CLERICAL STAFF	29,394	
01-8080-504030-510600100	FT CLERICAL STAFF	111,298	
01-8080-504030-510200100	FT PROF/TECH STAFF	601,323	
01-8080-504030-510100100	FT ADMINISTRATIVE STAFF	105,987	
01-8080-504020-510200100	FT PROF/TECH STAFF	381,973	
01-8080-504020-510100100	FT ADMINISTRATIVE STAFF	232,375	
01-8080-504015-510200100	FT PROF/TECH STAFF	448,608	
01-8080-504015-510100100	FT ADMINISTRATIVE STAFF	105,987	
01-8080-504010-510200100	FT PROF/TECH STAFF	82,825	
01-8080-504010-510100100	FT ADMINISTRATIVE STAFF	185,403	
01-8070-506015-510200100	FT PROF/TECH STAFF	191,171	
01-8070-506015-510100100	FT ADMINISTRATIVE STAFF	111,286	
01-8040-503010-510200100	FT PROF/TECH STAFF	219,756	
01-8070-506010-510100100	FT ADMINISTRATIVE STAFF	178,859	
01-8040-503010-510300215	PT STIPENDS FALL SPRG SUM	10,609	

Fd-Prog-Depart-Object	Description	Budget	Sub Total
01-8060-501016-510900045	ADJUNCT BONUS STIPEND	84,771	
01-8060-501016-510900040	FACULTY TUITION STIPEND	133,000	
01-8060-501016-510600200	PT CLERICAL STAFF	180,328	
01-8060-501016-510600101	FT CLERICAL VACANCY ALLOWANCE	-163,171	
01-8060-501016-510300206	PT INSTRUCT VACANCY ALLOWANCE	-326,341	
01-8060-501016-510200101	FT PROF VACANCY ALLOWANCE	-163,171	
01-8060-501016-510200100	FT PROF/TECH STAFF	551,803	
01-8060-501016-510100101	FT ADMIN VACANCY ALLOWANCE	-163,171	
01-8060-501016-510100100	FT ADMINISTRATIVE STAFF	93,771	
01-8040-503010-510900060	SIGN ON BONUS	15,000	
01-4040-404010-510100100	FT ADMINISTRATIVE STAFF	108,170	
01-8070-506010-510200100	FT PROF/TECH STAFF	62,772	
01-3010-303016-510300215	PT STIPENDS FALL SPRG SUM	3,136	
01-3020-303024-510600100	FT CLERICAL STAFF	100,676	
01-3020-303024-510200100	FT PROF/TECH STAFF	0	
01-3020-303018-510600200	PT CLERICAL STAFF	56,694	
01-3020-303018-510200100	FT PROF/TECH STAFF	102,754	
01-3020-303012-510300110	FT STIPENDS FALL SPRING SUMMER	0	
01-3020-303010-510300215	PT STIPENDS FALL SPRG SUM	18,924	
01-3020-302020-510200100	FT PROF/TECH STAFF	618,414	
01-3020-302015-510600200	PT CLERICAL STAFF	57,331	
01-3020-302015-510600100	FT CLERICAL STAFF	114,683	
01-3020-302015-510200200	PT PROF/TECHNICAL STAFF	27,958	
01-8010-501012-510100100	FT ADMINISTRATIVE STAFF	343,125	
01-3020-302015-510100100	FT ADMINISTRATIVE STAFF	88,065	
01-3020-303034-510200100	FT PROF/TECH STAFF	63,051	
01-3010-303016-510300110	FT STIPENDS FALL SPRING SUMMER	0	
01-3010-302010-510600200	PT CLERICAL STAFF	247,204	
01-3010-302010-510200100	FT PROF/TECH STAFF	45,000	
01-3010-302010-510100100	FT ADMINISTRATIVE STAFF	213,725	
01-2080-201018-510100100	FT ADMINISTRATIVE STAFF	121,540	
01-2080-201015-510800015	STUDENT EMPLOYEES - WSI	195,000	
01-2080-201015-510200100	FT PROF/TECH STAFF	319,180	
01-2080-201015-510100100	FT ADMINISTRATIVE STAFF	312,656	
01-2080-201010-510300420	NON-INSTRUCTIONAL OVERLOAD	46,594	
01-2080-201010-510300215	PT STIPENDS FALL SPRG SUM	15,914	
01-2080-201010-510300205	PT INSTRUCTIONAL OTHER	1,061	
01-3020-302015-510200100	FT PROF/TECH STAFF	231,622	
01-3090-303043-510100100	FT ADMINISTRATIVE STAFF	0	
01-4030-401016-510100100	FT ADMINISTRATIVE STAFF	0	
01-4010-401034-510200100	FT PROF/TECH STAFF	141,513	
01-4010-401032-510600100	FT CLERICAL STAFF	101,271	
01-4010-401032-510300215	PT STIPENDS FALL SPRG SUM	59	
01-4010-401030-510300215	PT STIPENDS FALL SPRG SUM	38,192	
01-4010-401030-510300205	PT INSTRUCTIONAL OTHER	31,827	
01-4010-401030-510300110	FT STIPENDS FALL SPRING SUMMER	0	
01-4010-401012-510600200	PT CLERICAL STAFF	30,444	
01-4010-401012-510300215	PT STIPENDS FALL SPRG SUM	21,709	
01-4010-401012-510300205	PT INSTRUCTIONAL OTHER	95,481	

Fd-Prog-Depart-Object	Description	Budget	Sub Total
01-4010-401012-510200100	FT PROF/TECH STAFF	177,107	
01-3020-303026-510600200	PT CLERICAL STAFF	37,278	
01-3090-303043-510200100	FT PROF/TECH STAFF	60,770	
01-3020-303034-510100100	FT ADMINISTRATIVE STAFF	177,609	
01-3060-303042-510200100	FT PROF/TECH STAFF	59,724	
01-3060-303038-510200100	FT PROF/TECH STAFF	57,011	
01-3060-303032-510300420	NON-INSTRUCTIONAL OVERLOAD	0	
01-3060-303030-510300420	NON-INSTRUCTIONAL OVERLOAD	14,480	
01-3040-302025-510600100	FT CLERICAL STAFF	49,854	
01-3040-302025-510200100	FT PROF/TECH STAFF	270,656	
01-1030-102036-510300115	INSTR STAFF - INDEP STUDY	0	
01-3020-303070-510200100	FT PROF/TECH STAFF	95,000	
01-1030-102024-510200200	PT PROF/TECHNICAL STAFF	0	
01-3020-303034-510200200	PT PROF/TECHNICAL STAFF	52	
01-2080-201010-510300110	FT STIPENDS FALL SPRING SUMMER	30,000	
01-4010-401012-510100100	FT ADMINISTRATIVE STAFF	90,000	
01-1010-101038-510300420	NON-INSTRUCTIONAL OVERLOAD	3,868	
01-1010-101042-510300100	FT TEACHING FACULTY	214,323	
01-1010-101042-510200200	PT PROF/TECHNICAL STAFF	0	
01-1010-101042-510200100	FT PROF/TECH STAFF	51,696	
01-1010-101040-510600200	PT CLERICAL STAFF	27,300	
01-1010-101040-510300420	NON-INSTRUCTIONAL OVERLOAD	15,786	
01-1010-101040-510300410	FT INSTR STAFF - OVERLOAD	110,000	
01-1010-101040-510300215	PT STIPENDS FALL SPRG SUM	196,266	
01-1010-101040-510300205	PT INSTRUCTIONAL OTHER	1,061	
01-1010-101040-510300115	INSTR STAFF - INDEP STUDY	0	
01-1010-101040-510300110	FT STIPENDS FALL SPRING SUMMER	0	
01-1010-101056-510300100	FT TEACHING FACULTY	451,898	
01-1010-101040-510200100	FT PROF/TECH STAFF	53,346	
01-1010-101042-510300410	FT INSTR STAFF - OVERLOAD	25,000	
01-1010-101038-510300410	FT INSTR STAFF - OVERLOAD	65,000	
01-1010-101038-510300215	PT STIPENDS FALL SPRG SUM	212,180	
01-1010-101038-510300210	PT INSTR - INDEP STUDY	5,304	
01-1010-101038-510300205	PT INSTRUCTIONAL OTHER	2,652	
01-1010-101038-510300110	FT STIPENDS FALL SPRING SUMMER	0	
01-1010-101038-510300100	FT TEACHING FACULTY	1,278,860	
01-1010-101036-510600200	PT CLERICAL STAFF	0	
01-1010-101036-510300215	PT STIPENDS FALL SPRG SUM	52,061	
01-1010-101036-510200100	FT PROF/TECH STAFF	99,275	
01-1010-101036-510100100	FT ADMINISTRATIVE STAFF	249,874	
01-1010-101030-510300420	NON-INSTRUCTIONAL OVERLOAD	29,160	
01-1010-101040-510300100	FT TEACHING FACULTY	565,631	
01-1010-101050-510300420	NON-INSTRUCTIONAL OVERLOAD	380	
01-1010-101054-510300215	PT STIPENDS FALL SPRG SUM	56,268	
01-1010-101054-510200100	FT PROF/TECH STAFF	59,042	
01-1010-101054-510100100	FT ADMINISTRATIVE STAFF	0	
01-1010-101052-510800015	STUDENT EMPLOYEES - WSI	10,000	
01-1010-101052-510600220	PT SERVICE STAFF	51,774	
01-1010-101052-510600100	FT CLERICAL STAFF	48,075	

Fd-Prog-Depart-Object	Description	Budget	Sub Total
01-1010-101052-510300420	NON-INSTRUCTIONAL OVERLOAD	38,156	
01-1010-101052-510300410	FT INSTR STAFF - OVERLOAD	20,000	
01-1010-101052-510300215	PT STIPENDS FALL SPRG SUM	53,045	
01-1010-101052-510300210	PT INSTR - INDEP STUDY	2,652	
01-1010-101052-510300115	INSTR STAFF - INDEP STUDY	0	
01-1010-101042-510300205	PT INSTRUCTIONAL OTHER	530	
01-1010-101052-510200100	FT PROF/TECH STAFF	0	
01-1010-101042-510300215	PT STIPENDS FALL SPRG SUM	122,004	
01-1010-101050-510300215	PT STIPENDS FALL SPRG SUM	21,218	
01-1010-101046-510300215	PT STIPENDS FALL SPRG SUM	31,827	
01-1010-101046-510300210	PT INSTR - INDEP STUDY	1,061	
01-1010-101044-510800015	STUDENT EMPLOYEES - WSI	6,000	
01-1010-101044-510300420	NON-INSTRUCTIONAL OVERLOAD	17,338	
01-1010-101044-510300410	FT INSTR STAFF - OVERLOAD	65,000	
01-1010-101044-510300215	PT STIPENDS FALL SPRG SUM	53,045	
01-1010-101044-510300110	FT STIPENDS FALL SPRING SUMMER	0	
01-1010-101044-510300100	FT TEACHING FACULTY	376,581	
01-1010-101042-510300420	NON-INSTRUCTIONAL OVERLOAD	4,536	
01-1010-101030-510300210	PT INSTR - INDEP STUDY	2,652	
01-1010-101052-510300100	FT TEACHING FACULTY	103,623	
01-1010-101012-510300410	FT INSTR STAFF - OVERLOAD	13,000	
01-1010-101030-510300410	FT INSTR STAFF - OVERLOAD	15,000	
01-1010-101016-510300215	PT STIPENDS FALL SPRG SUM	238,702	
01-1010-101016-510300210	PT INSTR - INDEP STUDY	8,487	
01-1010-101016-510300205	PT INSTRUCTIONAL OTHER	1,061	
01-1010-101016-510300115	INSTR STAFF - INDEP STUDY	958	
01-1010-101016-510300100	FT TEACHING FACULTY	428,647	
01-1010-101014-510300420	NON-INSTRUCTIONAL OVERLOAD	46,426	
01-1010-101014-510300410	FT INSTR STAFF - OVERLOAD	27,000	
01-1010-101014-510300215	PT STIPENDS FALL SPRG SUM	148,526	
01-1010-101014-510300205	PT INSTRUCTIONAL OTHER	266	
01-1010-101014-510300115	INSTR STAFF - INDEP STUDY	25	
01-1010-101016-510300420	NON-INSTRUCTIONAL OVERLOAD	26,374	
01-1010-101012-510300420	NON-INSTRUCTIONAL OVERLOAD	7,690	
01-1010-101018-510300100	FT TEACHING FACULTY	88,105	
01-1010-101012-510300215	PT STIPENDS FALL SPRG SUM	47,740	
01-1010-101012-510300205	PT INSTRUCTIONAL OTHER	5,304	
01-1010-101012-510300115	INSTR STAFF - INDEP STUDY	2,799	
01-1010-101012-510300100	FT TEACHING FACULTY	118,838	
01-1010-101010-510300420	NON-INSTRUCTIONAL OVERLOAD	16,476	
01-1010-101010-510300410	FT INSTR STAFF - OVERLOAD	36,000	
01-1010-101010-510300215	PT STIPENDS FALL SPRG SUM	212,180	
01-1010-101010-510300210	PT INSTR - INDEP STUDY	530	
01-1010-101010-510300205	PT INSTRUCTIONAL OTHER	530	
01-1010-101010-510300115	INSTR STAFF - INDEP STUDY	400	
01-1010-101010-510300100	FT TEACHING FACULTY	1,062,768	
01-1010-101014-510300100	FT TEACHING FACULTY	338,214	
01-1010-101022-510300215	PT STIPENDS FALL SPRG SUM	42,436	
01-1010-101028-510300215	PT STIPENDS FALL SPRG SUM	74,263	

Fd-Prog-Depart-Object	Description	Budget	Sub Total
01-1010-101030-510300100	FT TEACHING FACULTY	265,882	
01-1010-101028-510300420	NON-INSTRUCTIONAL OVERLOAD	8,766	
01-1010-101028-510300410	FT INSTR STAFF - OVERLOAD	1,500	
01-1030-102024-510100100	FT ADMINISTRATIVE STAFF	106,770	
01-1010-101028-510300210	PT INSTR - INDEP STUDY	5,304	
01-1030-102036-510300210	PT INSTR - INDEP STUDY	4,244	
01-1010-101026-510300215	PT STIPENDS FALL SPRG SUM	8,487	
01-1010-101026-510300210	PT INSTR - INDEP STUDY	1,061	
01-1010-101024-510300215	PT STIPENDS FALL SPRG SUM	5,304	
01-1010-101024-510300210	PT INSTR - INDEP STUDY	5,304	
01-1010-101016-510300410	FT INSTR STAFF - OVERLOAD	40,000	
01-1010-101022-510300410	FT INSTR STAFF - OVERLOAD	6,000	
01-1010-101030-510300215	PT STIPENDS FALL SPRG SUM	116,699	
01-1010-101022-510300210	PT INSTR - INDEP STUDY	68,958	
01-1010-101022-510300115	INSTR STAFF - INDEP STUDY	1,229	
01-1010-101022-510300110	FT STIPENDS FALL SPRING SUMMER	0	
01-1010-101022-510300100	FT TEACHING FACULTY	189,049	
01-1010-101020-510300215	PT STIPENDS FALL SPRG SUM	1,061	
01-1010-101020-510300100	FT TEACHING FACULTY	94,525	
01-1010-101018-510300420	NON-INSTRUCTIONAL OVERLOAD	12,532	
01-1010-101018-510300410	FT INSTR STAFF - OVERLOAD	1,000	
01-1010-101018-510300215	PT STIPENDS FALL SPRG SUM	1,061	
01-1010-101018-510300115	INSTR STAFF - INDEP STUDY	0	
01-1010-101018-510300110	FT STIPENDS FALL SPRING SUMMER	0	
01-1010-101022-510300420	NON-INSTRUCTIONAL OVERLOAD	15,718	
01-1010-101082-510300115	INSTR STAFF - INDEP STUDY	0	
01-1010-101078-510300115	INSTR STAFF - INDEP STUDY	228	
01-1020-102010-510300410	FT INSTR STAFF - OVERLOAD	5,000	
01-1020-102010-510300215	PT STIPENDS FALL SPRG SUM	132,612	
01-1020-102010-510300210	PT INSTR - INDEP STUDY	1,591	
01-1020-102010-510300205	PT INSTRUCTIONAL OTHER	1,591	
01-1020-102010-510300115	INSTR STAFF - INDEP STUDY	350	
01-1020-102010-510300100	FT TEACHING FACULTY	80,877	
01-1010-904183-510100100	FT ADMINISTRATIVE STAFF	3,000	
01-1010-101086-510300420	NON-INSTRUCTIONAL OVERLOAD	5,654	
01-1010-101086-510300410	FT INSTR STAFF - OVERLOAD	7,500	
01-1020-102016-510100100	FT ADMINISTRATIVE STAFF	119,480	
01-1010-101086-510300205	PT INSTRUCTIONAL OTHER	2,700	
01-1020-102016-510300100	FT TEACHING FACULTY	194,340	
01-1010-101080-510300420	NON-INSTRUCTIONAL OVERLOAD	13,365	
01-1010-101080-510300410	FT INSTR STAFF - OVERLOAD	10,000	
01-1010-101080-510300215	PT STIPENDS FALL SPRG SUM	111,394	
01-1010-101080-510300210	PT INSTR - INDEP STUDY	1,591	
01-1010-101080-510300115	INSTR STAFF - INDEP STUDY	200	
01-1010-101080-510300100	FT TEACHING FACULTY	251,981	
01-1010-101078-510300420	NON-INSTRUCTIONAL OVERLOAD	13,808	
01-1010-101078-510300410	FT INSTR STAFF - OVERLOAD	15,000	
01-1010-101078-510300215	PT STIPENDS FALL SPRG SUM	47,740	
01-1010-101078-510300210	PT INSTR - INDEP STUDY	4,244	

Fd-Prog-Depart-Object	Description	Budget	Sub Total
01-1010-101078-510300205	PT INSTRUCTIONAL OTHER	0	
01-1010-101086-510300215	PT STIPENDS FALL SPRG SUM	84,872	
01-1030-102018-510300215	PT STIPENDS FALL SPRG SUM	5,304	
01-1010-101028-510300100	FT TEACHING FACULTY	106,656	
01-1010-101056-510300110	FT STIPENDS FALL SPRING SUMMER	0	
01-1030-102022-510300215	PT STIPENDS FALL SPRG SUM	159	
01-1030-102022-510300205	PT INSTRUCTIONAL OTHER	0	
01-1030-102020-510300420	NON-INSTRUCTIONAL OVERLOAD	3,076	
01-1030-102020-510300410	FT INSTR STAFF - OVERLOAD	10,000	
01-1030-102020-510300215	PT STIPENDS FALL SPRG SUM	10,609	
01-1030-102020-510300115	INSTR STAFF - INDEP STUDY	1,799	
01-1030-102020-510300100	FT TEACHING FACULTY	179,951	
01-1030-102020-510200100	FT PROF/TECH STAFF	0	
01-1020-102010-510300420	NON-INSTRUCTIONAL OVERLOAD	9,235	
01-1030-102018-510300410	FT INSTR STAFF - OVERLOAD	4,000	
01-1020-102016-510200100	FT PROF/TECH STAFF	102,107	
01-1030-102018-510300210	PT INSTR - INDEP STUDY	1,061	
01-1030-102018-510300205	PT INSTRUCTIONAL OTHER	0	
01-1030-102018-510300115	INSTR STAFF - INDEP STUDY	200	
01-1030-102018-510300100	FT TEACHING FACULTY	82,898	
01-1020-102019-510300420	NON-INSTRUCTIONAL OVERLOAD	3,298	
01-1020-102019-510300215	PT STIPENDS FALL SPRG SUM	10,609	
01-1020-102019-510300210	PT INSTR - INDEP STUDY	125,807	
01-1020-102019-510300115	INSTR STAFF - INDEP STUDY	400	
01-1020-102019-510300100	FT TEACHING FACULTY	123,842	
01-1020-102016-510600100	FT CLERICAL STAFF	47,133	
01-1020-102016-510300420	NON-INSTRUCTIONAL OVERLOAD	14,644	
01-1030-102018-510300420	NON-INSTRUCTIONAL OVERLOAD	10,325	
01-1010-101058-510300420	NON-INSTRUCTIONAL OVERLOAD	9,748	
01-1010-101066-510300100	FT TEACHING FACULTY	320,777	
01-1010-101064-510300410	FT INSTR STAFF - OVERLOAD	10,000	
01-1010-101064-510300215	PT STIPENDS FALL SPRG SUM	21,218	
01-1010-101064-510300115	INSTR STAFF - INDEP STUDY	225	
01-1010-101064-510300100	FT TEACHING FACULTY	82,393	
01-1010-101062-510300410	FT INSTR STAFF - OVERLOAD	10,000	
01-1010-101062-510300215	PT STIPENDS FALL SPRG SUM	37,132	
01-1010-101062-510300210	PT INSTR - INDEP STUDY	4,244	
01-1010-101062-510300205	PT INSTRUCTIONAL OTHER	530	
01-1010-101062-510300100	FT TEACHING FACULTY	80,068	
01-1010-101060-510300215	PT STIPENDS FALL SPRG SUM	53,045	
01-1010-101066-510300115	INSTR STAFF - INDEP STUDY	200	
01-1010-101060-510300100	FT TEACHING FACULTY	122,326	
01-1010-101062-510300115	INSTR STAFF - INDEP STUDY	275	
01-1010-101058-510300410	FT INSTR STAFF - OVERLOAD	20,000	
01-1010-101058-510300215	PT STIPENDS FALL SPRG SUM	43,289	
01-1010-101058-510300205	PT INSTRUCTIONAL OTHER	1,061	
01-1010-101058-510300100	FT TEACHING FACULTY	183,488	
01-1010-101056-510300420	NON-INSTRUCTIONAL OVERLOAD	6,544	
01-1010-101056-510300410	FT INSTR STAFF - OVERLOAD	35,000	

Fd-Prog-Depart-Object	Description	Budget	Sub Total
01-1010-101056-510300215	PT STIPENDS FALL SPRG SUM	132,878	
01-1010-101078-510300100	FT TEACHING FACULTY	139,512	
01-1020-102016-510300215	PT STIPENDS FALL SPRG SUM	52,631	
01-1010-101056-510300210	PT INSTR - INDEP STUDY	5,304	
01-1010-101056-510300205	PT INSTRUCTIONAL OTHER	0	
01-1010-101060-510300115	INSTR STAFF - INDEP STUDY	2,024	
01-1010-101072-510300210	PT INSTR - INDEP STUDY	5,304	
01-1010-101068-510300410	FT INSTR STAFF - OVERLOAD	24,000	
01-1010-101068-510300420	NON-INSTRUCTIONAL OVERLOAD	19,508	
01-1010-101072-510300410	FT INSTR STAFF - OVERLOAD	2,000	
01-1010-101070-510300210	PT INSTR - INDEP STUDY	0	
01-1010-101070-510300410	FT INSTR STAFF - OVERLOAD	8,000	
01-1010-101068-510300215	PT STIPENDS FALL SPRG SUM	53,045	
01-1010-101072-510300115	INSTR STAFF - INDEP STUDY	1,794	
01-1010-101070-510300115	INSTR STAFF - INDEP STUDY	1,399	
01-1010-101072-510300215	PT STIPENDS FALL SPRG SUM	63,654	
01-1010-101066-510300205	PT INSTRUCTIONAL OTHER	530	
01-1010-101060-510300410	FT INSTR STAFF - OVERLOAD	18,000	
01-1010-101072-510300420	NON-INSTRUCTIONAL OVERLOAD	8,958	
01-1010-101074-510300215	PT STIPENDS FALL SPRG SUM	21,218	
01-1010-101074-510300410	FT INSTR STAFF - OVERLOAD	5,000	
01-1010-101072-510300100	FT TEACHING FACULTY	66,470	
01-1010-101068-510300100	FT TEACHING FACULTY	220,388	
01-1010-101070-510300215	PT STIPENDS FALL SPRG SUM	42,436	
01-1010-101066-510300210	PT INSTR - INDEP STUDY	3,713	
01-1010-101066-510300420	NON-INSTRUCTIONAL OVERLOAD	7,207	
01-1010-101066-510300215	PT STIPENDS FALL SPRG SUM	31,827	
01-1010-101068-510300110	FT STIPENDS FALL SPRING SUMMER	0	
01-1010-101068-510300115	INSTR STAFF - INDEP STUDY	18,360	
01-1010-101068-510300205	PT INSTRUCTIONAL OTHER	266	
01-1010-101068-510300210	PT INSTR - INDEP STUDY	3,713	
01-1010-101066-510300410	FT INSTR STAFF - OVERLOAD	40,000	
TOTAL SALARIES			30,757,480

Fd-Prog-Depart-Object	Description	Budget	Sub Total
Employee Benefits			
01-4030-401016-520900060	SURS FEDERAL GRANT OBLIGATION	0	
01-4010-401012-520100100	EMPLOYER GTL MEDICAL VISION	73,276	
01-4030-401016-520900055	SURS COLLEGE INSURANCE ER CONT	0	
01-4030-401016-520100100	EMPLOYER GTL MEDICAL VISION	0	
01-4040-404010-520100100	EMPLOYER GTL MEDICAL VISION	25,138	
01-4010-401034-520900055	SURS COLLEGE INSURANCE ER CONT	1,061	
01-4010-401034-520100100	EMPLOYER GTL MEDICAL VISION	59,758	
01-4010-401012-520900055	SURS COLLEGE INSURANCE ER CONT	2,980	
01-4010-401032-520900055	SURS COLLEGE INSURANCE ER CONT	759	
01-4010-401032-520100100	EMPLOYER GTL MEDICAL VISION	42,357	
01-4010-401030-520100100	EMPLOYER GTL MEDICAL VISION	0	
01-4040-404010-520900055	SURS COLLEGE INSURANCE ER CONT	819	
01-4010-401030-520900055	SURS COLLEGE INSURANCE ER CONT	525	
01-4010-401012-520900060	SURS FEDERAL GRANT OBLIGATION	0	
01-8020-501028-520100100	EMPLOYER GTL MEDICAL VISION	28,478	
01-8020-502015-520100100	EMPLOYER GTL MEDICAL VISION	111,425	
01-8020-502015-520900055	SURS COLLEGE INSURANCE ER CONT	4,161	
01-8020-502010-520900055	SURS COLLEGE INSURANCE ER CONT	876	
01-8020-502025-520100100	EMPLOYER GTL MEDICAL VISION	35,514	
01-3020-302015-520900055	SURS COLLEGE INSURANCE ER CONT	3,521	
01-8020-501028-520900055	SURS COLLEGE INSURANCE ER CONT	380	
01-8020-502010-520100100	EMPLOYER GTL MEDICAL VISION	22,370	
01-8010-501012-520100100	EMPLOYER GTL MEDICAL VISION	54,886	
01-8020-501020-520900055	SURS COLLEGE INSURANCE ER CONT	1,122	
01-8020-501020-520100100	EMPLOYER GTL MEDICAL VISION	46,356	
01-8010-501013-520900055	SURS COLLEGE INSURANCE ER CONT	986	
01-8010-501013-520100100	EMPLOYER GTL MEDICAL VISION	639	
01-8010-501012-520900075	EMPLOYER MATCH 403B	22,500	
01-8010-501012-520900055	SURS COLLEGE INSURANCE ER CONT	3,114	
01-3090-303043-520900055	SURS COLLEGE INSURANCE ER CONT	456	
01-3020-303060-520100100	EMPLOYER GTL MEDICAL VISION	51,357	
01-3010-302010-520900055	SURS COLLEGE INSURANCE ER CONT	3,456	
01-3010-303016-520900055	SURS COLLEGE INSURANCE ER CONT	24	
01-8080-504015-520100100	EMPLOYER GTL MEDICAL VISION	121,631	
01-8020-502025-520900055	SURS COLLEGE INSURANCE ER CONT	1,679	
01-3020-302015-520100100	EMPLOYER GTL MEDICAL VISION	124,094	
01-3020-302020-520100100	EMPLOYER GTL MEDICAL VISION	156,616	
01-3020-303010-520900055	SURS COLLEGE INSURANCE ER CONT	142	
01-3020-303012-520100100	EMPLOYER GTL MEDICAL VISION	0	
01-3020-303012-520900055	SURS COLLEGE INSURANCE ER CONT	0	
01-3020-303018-520100100	EMPLOYER GTL MEDICAL VISION	8,452	
01-3020-303018-520900055	SURS COLLEGE INSURANCE ER CONT	1,196	
01-3020-303024-520100100	EMPLOYER GTL MEDICAL VISION	33,362	
01-3020-302020-520900055	SURS COLLEGE INSURANCE ER CONT	4,641	
01-3020-303034-520100100	EMPLOYER GTL MEDICAL VISION	57,823	
01-3090-303043-520100100	EMPLOYER GTL MEDICAL VISION	51,289	
01-3020-303060-520900055	SURS COLLEGE INSURANCE ER CONT	1,185	
01-3020-303070-520100100	EMPLOYER GTL MEDICAL VISION	25,000	

Fd-Prog-Depart-Object	Description	Budget	Sub Total
01-3020-303070-520900055	SURS COLLEGE INSURANCE ER CONT	0	
01-3040-302025-520100100	EMPLOYER GTL MEDICAL VISION	128,932	
01-3040-302025-520900055	SURS COLLEGE INSURANCE ER CONT	3,097	
01-3060-303030-520100100	EMPLOYER GTL MEDICAL VISION	0	
01-3060-303030-520900055	SURS COLLEGE INSURANCE ER CONT	0	
01-3060-303032-520100100	EMPLOYER GTL MEDICAL VISION	0	
01-3060-303032-520900055	SURS COLLEGE INSURANCE ER CONT	0	
01-3060-303038-520100100	EMPLOYER GTL MEDICAL VISION	30,841	
01-3060-303038-520900055	SURS COLLEGE INSURANCE ER CONT	428	
01-3060-303042-520100100	EMPLOYER GTL MEDICAL VISION	22,280	
01-3060-303042-520900055	SURS COLLEGE INSURANCE ER CONT	448	
01-3020-303024-520900055	SURS COLLEGE INSURANCE ER CONT	343	
01-8060-503025-520900005	EMPLOYEE ASSISTANCE PROGRAM	7,500	
01-8080-504010-520100100	EMPLOYER GTL MEDICAL VISION	30,326	
01-8060-503025-520100165	COBRA MEDICAL CLAIMS PRESCRIPT	7,500	
01-8060-503025-520100170	MEDICAL INSURANCE ADMINISTRATI	220,000	
01-8060-503025-520100175	MEDICAL INSURANCE ACCESS FEE	150,000	
01-8060-503025-520100180	MEDICAL INSURANCE PRESCRIPTION	-130,000	
01-8060-503025-520100185	MEDICAL INSURANCE STOP LOSS AG	500	
01-8060-503025-520100190	MEDICAL INSURANCE STOP LOSS IN	200,000	
01-8060-503025-520100195	MEDICAL INSURANCE STOP LOSS RE	-50,000	
01-8060-503025-520100200	DENTAL	250,000	
01-8060-503025-520100205	DENTAL INSURANCE ADMINISTRATIO	15,000	
01-8060-503025-520100300	VISION	100,000	
01-8060-503025-520100400	GROUP LIFE INSURANCE	20,000	
01-8060-503025-520100155	COBRA MEDICAL CLAIMS HOSPITAL	10,000	
01-8060-503025-520900001	FLEXIBLE SPENDING ADMIN EXP	8,000	
01-8060-503025-520100150	EMPLOYEE MEDICAL CLAIMS PRESCR	1,000,000	
01-8060-503025-520900008	WELLNESS BENEFITS	10,000	
01-8070-506010-520100100	EMPLOYER GTL MEDICAL VISION	51,538	
01-8070-506010-520900055	SURS COLLEGE INSURANCE ER CONT	1,812	
01-8070-506015-520100100	EMPLOYER GTL MEDICAL VISION	60,836	
01-8070-506015-520900055	SURS COLLEGE INSURANCE ER CONT	1,729	
01-8080-504010-520900055	SURS COLLEGE INSURANCE ER CONT	2,012	
01-8080-504015-520900055	SURS COLLEGE INSURANCE ER CONT	3,485	
01-8080-504020-520100100	EMPLOYER GTL MEDICAL VISION	101,645	
01-8080-504020-520900055	SURS COLLEGE INSURANCE ER CONT	4,607	
01-8080-504030-520100100	EMPLOYER GTL MEDICAL VISION	209,690	
01-8080-504030-520900055	SURS COLLEGE INSURANCE ER CONT	6,141	
01-3020-303026-520900055	SURS COLLEGE INSURANCE ER CONT	280	
01-3010-302010-520100100	EMPLOYER GTL MEDICAL VISION	122,830	
01-8060-503025-520800010	RETIREE MEDICAL CLAIMS DOCTOR	0	
01-8060-501016-520700025	TUITION WAIVER - FACULTY DEPEN	35,000	
01-8020-502030-520900055	SURS COLLEGE INSURANCE ER CONT	1,460	
01-8030-501022-520100100	EMPLOYER GTL MEDICAL VISION	37,150	
01-8030-501022-520900055	SURS COLLEGE INSURANCE ER CONT	2,189	
01-8030-501032-520100100	EMPLOYER GTL MEDICAL VISION	142,647	
01-8030-501032-520900055	SURS COLLEGE INSURANCE ER CONT	4,000	
01-8040-501036-520100100	EMPLOYER GTL MEDICAL VISION	183,274	

Fd-Prog-Depart-Object	Description	Budget	Sub Total
01-8040-501036-520900055	SURS COLLEGE INSURANCE ER CONT	4,212	
01-8040-503010-520100100	EMPLOYER GTL MEDICAL VISION	110,845	
01-8040-503010-520900055	SURS COLLEGE INSURANCE ER CONT	3,392	
01-8060-501016-520100100	EMPLOYER GTL MEDICAL VISION	32,474	
01-8060-501016-520700005	TUITION WAIVER - ADMIN.	5,000	
01-8060-501016-520700010	TUITION WAIVER - FACULTY	18,000	
01-8060-503025-520100160	COBRA MEDICAL CLAIMS DOCTOR	10,000	
01-8060-501016-520700020	TUITION WAIVER - ADMIN DEPENDE	15,000	
01-8020-502030-520100100	EMPLOYER GTL MEDICAL VISION	33,242	
01-8060-501016-520700030	TUITION WAIVER - STAFF DEPENDE	35,000	
01-8060-501016-520700035	ADMIN TUITION REIMBURSEMENT	22,500	
01-8060-501016-520700040	FACULTY TUITION REIMBURSEMENT	30,000	
01-8060-501016-520700041	ADJUNCT PROF DEVELOPMENT	5,000	
01-8060-501016-520700045	STAFF TUITION REIMBURSEMENT	25,000	
01-8060-501016-520900055	SURS COLLEGE INSURANCE ER CONT	0	
01-8060-501016-520900065	SURS PENALTIES	25,000	
01-8060-501016-529990000	COMPENSATED ABSENCES	50,000	
01-8060-501016-529990050	STATE ALLOCATED SURS	22,500,000	
01-8060-501024-520900055	SURS COLLEGE INSURANCE ER CONT	220	
01-8060-503025-520100005	COBRA ADMINISTRATION	500	
01-8060-503025-520100140	EMPLOYEE MEDICAL CLAIMS HOSPIT	1,500,000	
01-8060-503025-520100145	EMPLOYEE MEDICAL CLAIMS DOCTOR	1,400,000	
01-8060-501016-520700015	TUITION WAIVER - STAFF	35,000	
01-1010-101066-520100100	EMPLOYER GTL MEDICAL VISION	52,735	
01-1010-101050-520900055	SURS COLLEGE INSURANCE ER CONT	159	
01-1010-101052-520900055	SURS COLLEGE INSURANCE ER CONT	2,871	
01-1010-101054-520100100	EMPLOYER GTL MEDICAL VISION	21,500	
01-1010-101054-520900055	SURS COLLEGE INSURANCE ER CONT	865	
01-1010-101056-520100100	EMPLOYER GTL MEDICAL VISION	53,224	
01-1010-101056-520900055	SURS COLLEGE INSURANCE ER CONT	4,688	
01-1010-101058-520100100	EMPLOYER GTL MEDICAL VISION	43,527	
01-1010-101058-520900055	SURS COLLEGE INSURANCE ER CONT	1,859	
01-1010-101060-520100100	EMPLOYER GTL MEDICAL VISION	26,338	
01-1010-101060-520900055	SURS COLLEGE INSURANCE ER CONT	1,465	
01-1010-101062-520100100	EMPLOYER GTL MEDICAL VISION	14,906	
01-1010-101062-520900055	SURS COLLEGE INSURANCE ER CONT	992	
01-1010-101082-520900055	SURS COLLEGE INSURANCE ER CONT	0	
01-1010-101064-520900055	SURS COLLEGE INSURANCE ER CONT	854	
01-1010-101044-520100100	EMPLOYER GTL MEDICAL VISION	61,359	
01-1010-101066-520900055	SURS COLLEGE INSURANCE ER CONT	2,979	
01-1010-101068-520100100	EMPLOYER GTL MEDICAL VISION	72,443	
01-1010-101068-520900055	SURS COLLEGE INSURANCE ER CONT	2,399	
01-1010-101070-520100100	EMPLOYER GTL MEDICAL VISION	0	
01-1010-101070-520900055	SURS COLLEGE INSURANCE ER CONT	388	
01-1010-101072-520100100	EMPLOYER GTL MEDICAL VISION	45	
01-1010-101072-520900055	SURS COLLEGE INSURANCE ER CONT	1,044	
01-1010-101074-520900055	SURS COLLEGE INSURANCE ER CONT	197	
01-1010-101078-520100100	EMPLOYER GTL MEDICAL VISION	9,929	
01-1010-101078-520900055	SURS COLLEGE INSURANCE ER CONT	2,274	

Fd-Prog-Depart-Object	Description	Budget	Sub Total
01-1010-101080-520100100	EMPLOYER GTL MEDICAL VISION	28,211	
01-1010-101080-520900055	SURS COLLEGE INSURANCE ER CONT	2,814	
01-1010-101082-520100100	EMPLOYER GTL MEDICAL VISION	0	
01-1010-101064-520100100	EMPLOYER GTL MEDICAL VISION	21,503	
01-1010-101026-520900055	SURS COLLEGE INSURANCE ER CONT	72	
01-2080-201018-520900055	SURS COLLEGE INSURANCE ER CONT	1,824	
01-1010-101010-520900055	SURS COLLEGE INSURANCE ER CONT	9,842	
01-1010-101012-520100100	EMPLOYER GTL MEDICAL VISION	33,702	
01-1010-101012-520900055	SURS COLLEGE INSURANCE ER CONT	1,409	
01-1010-101014-520100100	EMPLOYER GTL MEDICAL VISION	32,652	
01-1010-101014-520900055	SURS COLLEGE INSURANCE ER CONT	3,855	
01-1010-101016-520100100	EMPLOYER GTL MEDICAL VISION	36,850	
01-1010-101016-520900055	SURS COLLEGE INSURANCE ER CONT	5,383	
01-1010-101018-520100100	EMPLOYER GTL MEDICAL VISION	18,436	
01-1010-101018-520900055	SURS COLLEGE INSURANCE ER CONT	677	
01-1010-101020-520100100	EMPLOYER GTL MEDICAL VISION	90	
01-1010-101020-520900055	SURS COLLEGE INSURANCE ER CONT	717	
01-1010-101022-520100100	EMPLOYER GTL MEDICAL VISION	35,067	
01-1010-101046-520900055	SURS COLLEGE INSURANCE ER CONT	247	
01-1010-101036-520900055	SURS COLLEGE INSURANCE ER CONT	2,972	
01-1010-101052-520100100	EMPLOYER GTL MEDICAL VISION	21,475	
01-1010-101042-520900055	SURS COLLEGE INSURANCE ER CONT	3,102	
01-1010-101042-520100100	EMPLOYER GTL MEDICAL VISION	65,011	
01-1010-101040-520900055	SURS COLLEGE INSURANCE ER CONT	6,947	
01-1010-101040-520100100	EMPLOYER GTL MEDICAL VISION	125,420	
01-1010-101022-520900055	SURS COLLEGE INSURANCE ER CONT	2,307	
01-1010-101038-520100100	EMPLOYER GTL MEDICAL VISION	219,460	
01-1010-101024-520900055	SURS COLLEGE INSURANCE ER CONT	80	
01-1010-101036-520100100	EMPLOYER GTL MEDICAL VISION	53,086	
01-1010-101030-520900055	SURS COLLEGE INSURANCE ER CONT	3,001	
01-1010-101030-520100100	EMPLOYER GTL MEDICAL VISION	44,787	
01-1010-101028-520900055	SURS COLLEGE INSURANCE ER CONT	1,408	
01-1010-101028-520100100	EMPLOYER GTL MEDICAL VISION	26,546	
01-1010-101044-520900055	SURS COLLEGE INSURANCE ER CONT	3,711	
01-1010-101038-520900055	SURS COLLEGE INSURANCE ER CONT	11,731	
01-1040-103040-520900055	SURS COLLEGE INSURANCE ER CONT	2,492	
01-1030-102050-520900055	SURS COLLEGE INSURANCE ER CONT	1,335	
01-1030-102055-520100100	EMPLOYER GTL MEDICAL VISION	25,000	
01-1030-103015-520100100	EMPLOYER GTL MEDICAL VISION	42,798	
01-1030-103015-520900055	SURS COLLEGE INSURANCE ER CONT	1,848	
01-1040-103010-520100100	EMPLOYER GTL MEDICAL VISION	85,257	
01-1040-103010-520900055	SURS COLLEGE INSURANCE ER CONT	5,282	
01-1040-103020-520100100	EMPLOYER GTL MEDICAL VISION	34,616	
01-1040-103020-520900055	SURS COLLEGE INSURANCE ER CONT	2,175	
01-1040-103025-520100100	EMPLOYER GTL MEDICAL VISION	25,020	
01-1040-103025-520900055	SURS COLLEGE INSURANCE ER CONT	2,157	
01-1040-103030-520100100	EMPLOYER GTL MEDICAL VISION	21,503	
01-1040-103030-520900055	SURS COLLEGE INSURANCE ER CONT	2,280	
01-3020-303034-520900055	SURS COLLEGE INSURANCE ER CONT	1,355	

Fd-Prog-Depart-Object	Description	Budget	Sub Total
01-1030-102050-520100100	EMPLOYER GTL MEDICAL VISION	33,031	
01-2020-201025-520900055	SURS COLLEGE INSURANCE ER CONT	3,186	
01-1010-101050-520100100	EMPLOYER GTL MEDICAL VISION	0	
01-2080-201015-520900055	SURS COLLEGE INSURANCE ER CONT	4,458	
01-1010-101086-520100100	EMPLOYER GTL MEDICAL VISION	0	
01-2080-201010-520900055	SURS COLLEGE INSURANCE ER CONT	2,324	
01-2080-201010-520100100	EMPLOYER GTL MEDICAL VISION	40,698	
01-1040-103040-520100100	EMPLOYER GTL MEDICAL VISION	35,737	
01-2030-201048-520100100	EMPLOYER GTL MEDICAL VISION	45,683	
01-1010-101010-520100100	EMPLOYER GTL MEDICAL VISION	165,563	
01-2020-201025-520100100	EMPLOYER GTL MEDICAL VISION	22,271	
01-2010-202015-520900055	SURS COLLEGE INSURANCE ER CONT	399	
01-2010-202015-520100100	EMPLOYER GTL MEDICAL VISION	20,927	
01-2010-202010-520900055	SURS COLLEGE INSURANCE ER CONT	3,418	
01-2010-202010-520100100	EMPLOYER GTL MEDICAL VISION	91,508	
01-2080-201015-520100100	EMPLOYER GTL MEDICAL VISION	100,744	
01-2030-201048-520900055	SURS COLLEGE INSURANCE ER CONT	1,553	
01-1020-102019-520100100	EMPLOYER GTL MEDICAL VISION	8,110	
01-1030-102024-520100100	EMPLOYER GTL MEDICAL VISION	24,735	
01-1030-102022-520900055	SURS COLLEGE INSURANCE ER CONT	1	
01-1030-102020-520900055	SURS COLLEGE INSURANCE ER CONT	1,517	
01-1030-102020-520100100	EMPLOYER GTL MEDICAL VISION	42,709	
01-1030-102018-520900055	SURS COLLEGE INSURANCE ER CONT	702	
01-1030-102024-520900055	SURS COLLEGE INSURANCE ER CONT	3,210	
01-1020-102019-520900055	SURS COLLEGE INSURANCE ER CONT	1,956	
01-1020-102010-520100100	EMPLOYER GTL MEDICAL VISION	18,597	
01-1020-102016-520900055	SURS COLLEGE INSURANCE ER CONT	2,802	
01-1020-102016-520100100	EMPLOYER GTL MEDICAL VISION	83,396	
01-1020-102010-520900055	SURS COLLEGE INSURANCE ER CONT	1,667	
01-1010-904183-520100100	EMPLOYER GTL MEDICAL VISION	20,026	
01-1030-102044-520900055	SURS COLLEGE INSURANCE ER CONT	2,754	
01-2080-201018-520100100	EMPLOYER GTL MEDICAL VISION	7,956	
01-1030-102018-520100100	EMPLOYER GTL MEDICAL VISION	18,597	
01-1030-102040-520900055	SURS COLLEGE INSURANCE ER CONT	2,064	
01-1010-101086-520900055	SURS COLLEGE INSURANCE ER CONT	713	
01-1030-102044-520100100	EMPLOYER GTL MEDICAL VISION	28,801	
01-1030-102026-520100100	EMPLOYER GTL MEDICAL VISION	0	
01-1030-102042-520100100	EMPLOYER GTL MEDICAL VISION	0	
01-1030-102040-520100100	EMPLOYER GTL MEDICAL VISION	7,748	
01-1030-102036-520900055	SURS COLLEGE INSURANCE ER CONT	1,537	
01-1030-102036-520100100	EMPLOYER GTL MEDICAL VISION	51,826	
01-1030-102034-520900055	SURS COLLEGE INSURANCE ER CONT	3,206	
01-1030-102034-520100100	EMPLOYER GTL MEDICAL VISION	25,204	
01-1030-102030-520900055	SURS COLLEGE INSURANCE ER CONT	2,498	
01-1030-102030-520100100	EMPLOYER GTL MEDICAL VISION	55,911	
01-1030-102026-520900055	SURS COLLEGE INSURANCE ER CONT	55	
01-1030-102042-520900055	SURS COLLEGE INSURANCE ER CONT	87	

TOTAL EMPLOYEE BENEFITS

32,499,747

Fd-Prog-Depart-Object	Description	Budget	Sub Total
Contractual Services			
01-8020-502025-530900020	OTHER CONTRACTUAL SERVICES	24,000	
01-3060-303038-530900020	OTHER CONTRACTUAL SERVICES	40,000	
01-8010-501012-530200000	CONSULTANTS	10,000	
01-8010-501012-530900020	OTHER CONTRACTUAL SERVICES	10,000	
01-8010-501042-530200000	CONSULTANTS	20,000	
01-8010-501042-530900020	OTHER CONTRACTUAL SERVICES	5,000	
01-8020-501010-530400010	CONTRACT MAINTENANCE SERVICES	62,500	
01-8020-501010-530900020	OTHER CONTRACTUAL SERVICES	2,500	
01-8020-501020-530900020	OTHER CONTRACTUAL SERVICES	10,000	
01-8020-502010-530900020	OTHER CONTRACTUAL SERVICES	12,000	
01-8020-502025-530400010	CONTRACT MAINTENANCE SERVICES	800	
01-3090-303043-530900020	OTHER CONTRACTUAL SERVICES	1,699	
01-8020-502030-530400010	CONTRACT MAINTENANCE SERVICES	2,500	
01-8020-502015-530900020	OTHER CONTRACTUAL SERVICES	35,000	
01-4040-404010-530900020	OTHER CONTRACTUAL SERVICES	18,000	
01-4030-401016-530200000	CONSULTANTS	41,476	
01-4010-401034-530900020	OTHER CONTRACTUAL SERVICES	0	
01-4010-401034-530400010	CONTRACT MAINTENANCE SERVICES	0	
01-4010-401030-530900020	OTHER CONTRACTUAL SERVICES	0	
01-4010-401012-530600000	OFFICE SERVICES	0	
01-3080-303017-530900020	OTHER CONTRACTUAL SERVICES	5,000	
01-3080-302040-530900010	INSURANCE CONSULTANT	1,374	
01-3060-303046-530900020	OTHER CONTRACTUAL SERVICES	24,000	
01-3060-303044-530900020	OTHER CONTRACTUAL SERVICES	2,500	
01-3060-303042-530900020	OTHER CONTRACTUAL SERVICES	42,000	
01-8020-502030-530900020	OTHER CONTRACTUAL SERVICES	30,000	
01-3060-303040-530900020	OTHER CONTRACTUAL SERVICES	900	
01-8070-506010-530400005	CONTRACTUAL SERVICES	17,500	
01-4010-401012-530900020	OTHER CONTRACTUAL SERVICES	30,000	
01-8070-506010-530200000	CONSULTANTS	10,000	
01-3040-302025-530900020	OTHER CONTRACTUAL SERVICES	13,500	
01-8040-503010-530200000	CONSULTANTS	10,000	
01-8080-504030-530900020	OTHER CONTRACTUAL SERVICES	198,961	
01-8080-504030-530400010	CONTRACT MAINTENANCE SERVICES	170,000	
01-8080-504020-530900020	OTHER CONTRACTUAL SERVICES	547,078	
01-8080-504020-530600000	OFFICE SERVICES	0	
01-8080-504020-530400010	CONTRACT MAINTENANCE SERVICES	111,061	
01-8080-504020-530200000	CONSULTANTS	30,000	
01-8080-504015-530900020	OTHER CONTRACTUAL SERVICES	408,580	
01-8080-504015-530400010	CONTRACT MAINTENANCE SERVICES	464,675	
01-8080-504015-530200000	CONSULTANTS	75,000	
01-8080-504010-530200000	CONSULTANTS	10,000	
01-8060-501016-530900021	CONT SERVICE OFFSET ALLOWANCE	-300,000	
01-8070-506010-530900020	OTHER CONTRACTUAL SERVICES	20,000	
01-8030-501022-530400010	CONTRACT MAINTENANCE SERVICES	5,000	
01-8060-501016-530900020	OTHER CONTRACTUAL SERVICES	15,000	
01-8060-501016-530900010	INSURANCE CONSULTANT	5,000	
01-8060-501016-530500010	LEGAL RETAINER	125,000	

Fd-Prog-Depart-Object	Description	Budget	Sub Total
01-8060-501016-530500005	LEGAL NOTICES	1,000	
01-8060-501016-530400010	CONTRACT MAINTENANCE SERVICES	5,000	
01-8060-501016-530200000	CONSULTANTS	30,000	
01-8040-503010-530900020	OTHER CONTRACTUAL SERVICES	25,000	
01-8040-501036-530900020	OTHER CONTRACTUAL SERVICES	41,500	
01-8030-501032-530900020	OTHER CONTRACTUAL SERVICES	82,000	
01-8030-501032-530600000	OFFICE SERVICES	1,200	
01-8030-501032-530400010	CONTRACT MAINTENANCE SERVICES	500	
01-8030-501032-530200000	CONSULTANTS	7,500	
01-8030-501022-530900020	OTHER CONTRACTUAL SERVICES	45,000	
01-8070-506015-530900020	OTHER CONTRACTUAL SERVICES	25,000	
01-1020-102010-530400010	CONTRACT MAINTENANCE SERVICES	14,000	
01-1030-102044-530900020	OTHER CONTRACTUAL SERVICES	6,000	
01-1030-102040-530900020	OTHER CONTRACTUAL SERVICES	440	
01-1030-102034-530900020	OTHER CONTRACTUAL SERVICES	4,700	
01-1030-102030-530900020	OTHER CONTRACTUAL SERVICES	3,400	
01-1030-102030-530400010	CONTRACT MAINTENANCE SERVICES	1,000	
01-1030-102026-530900015	BACKGROUND CHECKS	3,150	
01-1030-102024-530900020	OTHER CONTRACTUAL SERVICES	500	
01-1030-102024-530900015	BACKGROUND CHECKS	4,700	
01-1030-102024-530400010	CONTRACT MAINTENANCE SERVICES	7,000	
01-1030-102022-530900020	OTHER CONTRACTUAL SERVICES	6,000	
01-1030-102022-530800000	INSTRUCTIONAL SERVICES	74,000	
01-1030-102020-530900015	BACKGROUND CHECKS	900	
01-1030-102050-530400010	CONTRACT MAINTENANCE SERVICES	19,200	
01-1020-102016-530400010	CONTRACT MAINTENANCE SERVICES	0	
01-1010-101042-530900020	OTHER CONTRACTUAL SERVICES	0	
01-1020-102010-530400005	CONTRACTUAL SERVICES	1,000	
01-1010-904183-530900020	OTHER CONTRACTUAL SERVICES	0	
01-1010-101068-530400010	CONTRACT MAINTENANCE SERVICES	7,500	
01-1010-101052-530200000	CONSULTANTS	3,500	
01-1010-101040-530900020	OTHER CONTRACTUAL SERVICES	0	
01-1010-101022-530400010	CONTRACT MAINTENANCE SERVICES	3,000	
01-1010-101022-530200000	CONSULTANTS	6,000	
01-1010-101018-530200000	CONSULTANTS	12,000	
01-1010-101016-530900020	OTHER CONTRACTUAL SERVICES	2,249	
01-1010-101016-530400015	COPIER LEASE MAINTENANCE SERV	180	
01-1010-101016-530400010	CONTRACT MAINTENANCE SERVICES	540	
01-8050-501014-530900005	BOARD EXPENSE	10,000	
01-3020-303070-530900020	OTHER CONTRACTUAL SERVICES	2,560	
01-1030-102018-530900020	OTHER CONTRACTUAL SERVICES	2,400	
01-3020-303018-530900020	OTHER CONTRACTUAL SERVICES	40,000	
01-2080-201010-530900020	OTHER CONTRACTUAL SERVICES	37,500	
01-2080-201015-530900020	OTHER CONTRACTUAL SERVICES	75,000	
01-3010-302010-530900020	OTHER CONTRACTUAL SERVICES	2,000	
01-3010-303016-530900020	OTHER CONTRACTUAL SERVICES	5,500	
01-3020-302015-530400010	CONTRACT MAINTENANCE SERVICES	4,500	
01-3020-302015-530900020	OTHER CONTRACTUAL SERVICES	32,500	
01-2080-201010-530400010	CONTRACT MAINTENANCE SERVICES	25,000	

Fd-Prog-Depart-Object	Description	Budget	Sub Total
01-3020-303018-530600000	OFFICE SERVICES	250	
01-3020-302020-530600000	OFFICE SERVICES	0	
01-3020-303024-530900020	OTHER CONTRACTUAL SERVICES	22,500	
01-1030-103015-530900015	BACKGROUND CHECKS	700	
01-1010-101040-530400010	CONTRACT MAINTENANCE SERVICES	0	
01-3020-303060-530400005	CONTRACTUAL SERVICES	500	
01-3020-303036-530900020	OTHER CONTRACTUAL SERVICES	151,000	
01-3020-303034-530900020	OTHER CONTRACTUAL SERVICES	10,000	
01-3020-303018-530400010	CONTRACT MAINTENANCE SERVICES	250	
01-1040-103030-530900015	BACKGROUND CHECKS	9,000	
01-1040-103025-530900015	BACKGROUND CHECKS	1,500	
01-2080-201010-530200000	CONSULTANTS	10,000	
01-1040-103025-530900020	OTHER CONTRACTUAL SERVICES	1,850	
01-1040-103020-530900020	OTHER CONTRACTUAL SERVICES	1,800	
01-1040-103020-530900015	BACKGROUND CHECKS	4,800	
01-1040-103010-530900020	OTHER CONTRACTUAL SERVICES	7,045	
01-1040-103010-530900015	BACKGROUND CHECKS	5,900	
01-1040-103030-530900020	OTHER CONTRACTUAL SERVICES	1,000	
01-1040-103040-530900020	OTHER CONTRACTUAL SERVICES	630	
01-2010-202010-530900020	OTHER CONTRACTUAL SERVICES	19,000	
01-2010-202015-530400005	CONTRACTUAL SERVICES	5,000	
01-2010-202015-530800000	INSTRUCTIONAL SERVICES	1,000	
01-2020-201025-530900020	OTHER CONTRACTUAL SERVICES	3,000	
TOTAL CONTRACTUAL SERVICES			3,305,948

Fd-Prog-Depart-Object	Description	Budget	Sub Total
Supplies			
01-1040-103020-540600000	PUBLICATIONS & DUES	5,800	
01-1030-103015-540700000	ADVERTISING	180	
01-1040-103020-540400100	AUDIO/VISUAL MATERIALS	200	
01-1040-103020-540200000	PRINTING	200	
01-1040-103020-540100905	SUPPLIES MCC STORE	1,000	
01-1040-103020-540100235	SUPPLIES - GENERAL	2,500	
01-1040-103020-540100100	OFFICE SUPPLIES	500	
01-1040-103010-540600000	PUBLICATIONS & DUES	11,000	
01-1040-103020-540400200	COMPUTER SOFTWARE	200	
01-1040-103010-540200000	PRINTING	500	
01-1040-103010-540100905	SUPPLIES MCC STORE	200	
01-1030-102055-540600000	PUBLICATIONS & DUES	500	
01-1040-103010-540100100	OFFICE SUPPLIES	900	
01-1030-103015-540600000	PUBLICATIONS & DUES	6,500	
01-1030-103015-540200000	PRINTING	100	
01-1030-103015-540100100	OFFICE SUPPLIES	200	
01-1030-102055-540200000	PRINTING	500	
01-1040-103025-540100100	OFFICE SUPPLIES	200	
01-1030-102055-540400200	COMPUTER SOFTWARE	500	
01-1040-103040-540200000	PRINTING	250	
01-1030-102055-540400400	REPAIR MATERIALS & SUPPLIES	1,000	
01-1040-103010-540100235	SUPPLIES - GENERAL	19,000	
01-1040-103040-540100200	INSTRUCTIONAL SUPPLIES	1,000	
01-2010-202010-540600000	PUBLICATIONS & DUES	112,000	
01-2010-202010-540500005	BOOKS	20,000	
01-1030-102034-540400200	COMPUTER SOFTWARE	600	
01-1030-102055-540100905	SUPPLIES MCC STORE	150	
01-2010-202010-540400100	AUDIO/VISUAL MATERIALS	1,600	
01-2010-202010-540200000	PRINTING	50	
01-2010-202010-540100905	SUPPLIES MCC STORE	50	
01-2010-202010-540100900	IT TECHNOLOGY SUPPLIES	2,000	
01-2010-202010-540100100	OFFICE SUPPLIES	3,000	
01-1040-103040-540600000	PUBLICATIONS & DUES	225	
01-1040-103040-540100235	SUPPLIES - GENERAL	500	
01-1040-103040-540100905	SUPPLIES MCC STORE	270	
01-1040-103025-540100200	INSTRUCTIONAL SUPPLIES	500	
01-1040-103040-540100100	OFFICE SUPPLIES	0	
01-1040-103030-540200000	PRINTING	200	
01-1040-103030-540100905	SUPPLIES MCC STORE	200	
01-1040-103030-540100235	SUPPLIES - GENERAL	3,000	
01-1040-103030-540100100	OFFICE SUPPLIES	300	
01-1040-103025-540700000	ADVERTISING	250	
01-1040-103025-540600000	PUBLICATIONS & DUES	7,500	
01-1040-103025-540200000	PRINTING	250	
01-1040-103025-540100905	SUPPLIES MCC STORE	500	
01-1040-103025-540100235	SUPPLIES - GENERAL	500	
01-1040-103040-540400100	AUDIO/VISUAL MATERIALS	135	
01-1030-102030-540400400	REPAIR MATERIALS & SUPPLIES	22,470	

Fd-Prog-Depart-Object	Description	Budget	Sub Total
01-1030-102036-540100905	SUPPLIES MCC STORE	0	
01-2010-202010-540600005	CONTINUATIONS	0	
01-1030-102036-540100100	OFFICE SUPPLIES	1,500	
01-2080-201010-540600000	PUBLICATIONS & DUES	5,000	
01-1030-102034-540200000	PRINTING	500	
01-1030-102034-540100905	SUPPLIES MCC STORE	200	
01-1030-102034-540100200	INSTRUCTIONAL SUPPLIES	2,300	
01-1030-102034-540100100	OFFICE SUPPLIES	500	
01-1030-102033-540100905	SUPPLIES MCC STORE	500	
01-1030-102033-540100100	OFFICE SUPPLIES	5,000	
01-1030-102036-540100200	INSTRUCTIONAL SUPPLIES	8,000	
01-1030-102030-540600000	PUBLICATIONS & DUES	300	
01-1030-102040-540100100	OFFICE SUPPLIES	450	
01-1030-102030-540400200	COMPUTER SOFTWARE	5,500	
01-1030-102030-540200000	PRINTING	250	
01-1030-102030-540100905	SUPPLIES MCC STORE	250	
01-1030-102030-540100900	IT TECHNOLOGY SUPPLIES	0	
01-1030-102030-540100200	INSTRUCTIONAL SUPPLIES	20,000	
01-1030-102030-540100100	OFFICE SUPPLIES	0	
01-1030-102026-540200000	PRINTING	25	
01-1030-102026-540100905	SUPPLIES MCC STORE	90	
01-1030-102026-540100100	OFFICE SUPPLIES	180	
01-1030-102024-540900000	OTHER MATERIALS & SUPPLIES	3,150	
01-1030-102030-540900000	OTHER MATERIALS & SUPPLIES	5,000	
01-1030-102044-540100100	OFFICE SUPPLIES	300	
01-1030-102055-540100200	INSTRUCTIONAL SUPPLIES	10,000	
01-1030-102055-540100100	OFFICE SUPPLIES	200	
01-1030-102050-540900000	OTHER MATERIALS & SUPPLIES	0	
01-1030-102050-540600000	PUBLICATIONS & DUES	273	
01-1030-102050-540400400	REPAIR MATERIALS & SUPPLIES	2,500	
01-1030-102050-540100235	SUPPLIES - GENERAL	1,500	
01-1030-102050-540100200	INSTRUCTIONAL SUPPLIES	40,000	
01-1030-102044-540800005	FOOD PURCHASES	16,000	
01-1030-102044-540700000	ADVERTISING	15,000	
01-1030-102044-540600000	PUBLICATIONS & DUES	710	
01-1030-102036-540400200	COMPUTER SOFTWARE	6,300	
01-1030-102044-540100905	SUPPLIES MCC STORE	50	
01-1030-102036-540600000	PUBLICATIONS & DUES	2,500	
01-1030-102042-540600000	PUBLICATIONS & DUES	1,000	
01-1030-102042-540100200	INSTRUCTIONAL SUPPLIES	3,200	
01-1030-102042-540100100	OFFICE SUPPLIES	0	
01-1030-102040-540600000	PUBLICATIONS & DUES	900	
01-1030-102040-540400400	REPAIR MATERIALS & SUPPLIES	6,000	
01-1030-102040-540400200	COMPUTER SOFTWARE	0	
01-1030-102040-540200000	PRINTING	300	
01-1030-102040-540100905	SUPPLIES MCC STORE	250	
01-1030-102040-540100235	SUPPLIES - GENERAL	850	
01-1030-102040-540100200	INSTRUCTIONAL SUPPLIES	8,000	
01-1030-102055-540100235	SUPPLIES - GENERAL	200	

Fd-Prog-Depart-Object	Description	Budget	Sub Total
01-1030-102044-540200000	PRINTING	1,000	
01-3020-302015-540600000	PUBLICATIONS & DUES	2,036	
01-3020-303018-540200000	PRINTING	100	
01-3020-303018-540100905	SUPPLIES MCC STORE	50	
01-3020-303018-540100900	IT TECHNOLOGY SUPPLIES	0	
01-3020-303018-540100215	SUPPLIES - TESTING	450	
01-3020-303018-540100100	OFFICE SUPPLIES	2,500	
01-3020-302020-540800005	FOOD PURCHASES	300	
01-3020-302020-540600000	PUBLICATIONS & DUES	450	
01-3020-302020-540200000	PRINTING	675	
01-3020-302020-540100905	SUPPLIES MCC STORE	400	
01-2080-201010-540200000	PRINTING	400	
01-3020-302020-540100100	OFFICE SUPPLIES	1,000	
01-3020-303024-540100100	OFFICE SUPPLIES	0	
01-3020-302015-540400200	COMPUTER SOFTWARE	226	
01-3020-302015-540200000	PRINTING	25	
01-3020-302015-540100905	SUPPLIES MCC STORE	315	
01-3020-302015-540100100	OFFICE SUPPLIES	2,700	
01-3010-303016-540800005	FOOD PURCHASES	10,898	
01-3010-303016-540600000	PUBLICATIONS & DUES	360	
01-3010-303016-540400300	POSTAGE	50	
01-3010-303016-540200000	PRINTING	500	
01-3010-303016-540100905	SUPPLIES MCC STORE	7,500	
01-3010-303016-540100100	OFFICE SUPPLIES	7,500	
01-3020-302020-540100900	IT TECHNOLOGY SUPPLIES	0	
01-3020-303034-540900000	OTHER MATERIALS & SUPPLIES	5,022	
01-1010-101046-540100905	SUPPLIES MCC STORE	0	
01-1030-102024-540800015	CLOTHING PURCHASES	1,000	
01-3020-303070-540200000	PRINTING	270	
01-3020-303070-540100905	SUPPLIES MCC STORE	200	
01-3020-303070-540100100	OFFICE SUPPLIES	100	
01-3020-303060-540900000	OTHER MATERIALS & SUPPLIES	250	
01-3020-303060-540800005	FOOD PURCHASES	4,000	
01-3020-303060-540600000	PUBLICATIONS & DUES	150	
01-3020-303060-540200000	PRINTING	500	
01-3020-303060-540100905	SUPPLIES MCC STORE	500	
01-3020-303018-540400300	POSTAGE	0	
01-3020-303036-540900000	OTHER MATERIALS & SUPPLIES	0	
01-3020-303018-540600000	PUBLICATIONS & DUES	900	
01-3020-303034-540600000	PUBLICATIONS & DUES	800	
01-3020-303034-540200000	PRINTING	100	
01-3020-303034-540100905	SUPPLIES MCC STORE	263	
01-3020-303034-540100900	IT TECHNOLOGY SUPPLIES	2,000	
01-3020-303034-540100100	OFFICE SUPPLIES	500	
01-3020-303026-540100100	OFFICE SUPPLIES	2,000	
01-3020-303024-540600000	PUBLICATIONS & DUES	175	
01-3020-303024-540200000	PRINTING	0	
01-3020-303024-540100905	SUPPLIES MCC STORE	100	
01-3010-302016-540100235	SUPPLIES - GENERAL	200	

Fd-Prog-Depart-Object	Description	Budget	Sub Total
01-3020-303060-540100100	OFFICE SUPPLIES	1,000	
01-2020-201025-540600000	PUBLICATIONS & DUES	0	
01-3010-302016-540800005	FOOD PURCHASES	510	
01-2030-201048-540600000	PUBLICATIONS & DUES	1,500	
01-3020-303070-540600000	PUBLICATIONS & DUES	200	
01-2030-201048-540400200	COMPUTER SOFTWARE	10,000	
01-2030-201048-540400105	TELECOURSE FEES	10,000	
01-2030-201048-540200000	PRINTING	90	
01-2030-201048-540100905	SUPPLIES MCC STORE	200	
01-2030-201048-540100200	INSTRUCTIONAL SUPPLIES	2,000	
01-2030-201048-540100100	OFFICE SUPPLIES	400	
01-2020-201025-540900000	OTHER MATERIALS & SUPPLIES	4,000	
01-2080-201010-540100100	OFFICE SUPPLIES	10,000	
01-2020-201025-540700000	ADVERTISING	1,000	
01-2080-201010-540100200	INSTRUCTIONAL SUPPLIES	45,000	
01-2020-201025-540200000	PRINTING	100	
01-2020-201025-540100905	SUPPLIES MCC STORE	300	
01-2020-201025-540100900	IT TECHNOLOGY SUPPLIES	3,000	
01-2020-201025-540100100	OFFICE SUPPLIES	3,000	
01-2010-202015-540600000	PUBLICATIONS & DUES	90	
01-2010-202015-540400300	POSTAGE	90	
01-2010-202015-540200000	PRINTING	45	
01-2010-202015-540100905	SUPPLIES MCC STORE	144	
01-2010-202015-540100100	OFFICE SUPPLIES	1,000	
01-2010-202010-540700000	ADVERTISING	1,000	
01-2020-201025-540800005	FOOD PURCHASES	2,000	
01-2080-201015-540900000	OTHER MATERIALS & SUPPLIES	1,000	
01-2010-202010-540600010	PERIODICALS	4,500	
01-3010-302010-540800005	FOOD PURCHASES	13,000	
01-3010-302010-540600000	PUBLICATIONS & DUES	1,500	
01-3010-302010-540400300	POSTAGE	500	
01-3010-302010-540200000	PRINTING	1,500	
01-3010-302010-540100905	SUPPLIES MCC STORE	200	
01-3010-302010-540100100	OFFICE SUPPLIES	11,000	
01-2080-201018-540600000	PUBLICATIONS & DUES	2,000	
01-2080-201018-540400200	COMPUTER SOFTWARE	1,000	
01-2080-201018-540200000	PRINTING	150	
01-2030-201048-540800005	FOOD PURCHASES	15,000	
01-2080-201018-540100100	OFFICE SUPPLIES	2,500	
01-3010-302016-540200000	PRINTING	200	
01-2080-201015-540800005	FOOD PURCHASES	6,000	
01-2080-201015-540600000	PUBLICATIONS & DUES	4,000	
01-2080-201015-540200000	PRINTING	9,684	
01-2080-201015-540100905	SUPPLIES MCC STORE	4,000	
01-2080-201015-540100100	OFFICE SUPPLIES	1,170	
01-2080-201012-540100100	OFFICE SUPPLIES	2,000	
01-2080-201010-540800005	FOOD PURCHASES	2,500	
01-2080-201010-540400200	COMPUTER SOFTWARE	45,000	
01-2080-201010-540100905	SUPPLIES MCC STORE	2,500	

Fd-Prog-Depart-Object	Description	Budget	Sub Total
01-2080-201010-540100900	IT TECHNOLOGY SUPPLIES	10,000	
01-2080-201018-540100905	SUPPLIES MCC STORE	300	
01-1010-101038-540100200	INSTRUCTIONAL SUPPLIES	2,600	
01-1010-101042-540200000	PRINTING	0	
01-1010-101042-540100905	SUPPLIES MCC STORE	0	
01-1010-101042-540100235	SUPPLIES - GENERAL	0	
01-1010-101042-540100200	INSTRUCTIONAL SUPPLIES	8,650	
01-1010-101040-540600000	PUBLICATIONS & DUES	0	
01-1010-101040-540200000	PRINTING	0	
01-1010-101040-540100905	SUPPLIES MCC STORE	0	
01-1010-101040-540100235	SUPPLIES - GENERAL	12,800	
01-1010-101040-540100100	OFFICE SUPPLIES	0	
01-1010-101056-540600000	PUBLICATIONS & DUES	475	
01-1010-101038-540100905	SUPPLIES MCC STORE	0	
01-1010-101044-540200000	PRINTING	0	
01-1010-101038-540100100	OFFICE SUPPLIES	0	
01-1010-101036-540600000	PUBLICATIONS & DUES	1,799	
01-1010-101036-540400200	COMPUTER SOFTWARE	1,799	
01-1010-101036-540200000	PRINTING	90	
01-1010-101036-540100905	SUPPLIES MCC STORE	45	
01-1010-101036-540100200	INSTRUCTIONAL SUPPLIES	100	
01-1010-101036-540100100	OFFICE SUPPLIES	2,000	
01-1010-101034-540700000	ADVERTISING	100	
01-1010-101034-540600000	PUBLICATIONS & DUES	150	
01-1010-101034-540200000	PRINTING	250	
01-1010-101038-540600000	PUBLICATIONS & DUES	0	
01-1010-101052-540100235	SUPPLIES - GENERAL	0	
01-1010-101050-540100235	SUPPLIES - GENERAL	0	
01-1010-101056-540100905	SUPPLIES MCC STORE	700	
01-1010-101056-540100200	INSTRUCTIONAL SUPPLIES	300	
01-1010-101056-540100100	OFFICE SUPPLIES	650	
01-1010-101054-540600000	PUBLICATIONS & DUES	100	
01-1010-101054-540200000	PRINTING	70	
01-1010-101054-540100905	SUPPLIES MCC STORE	500	
01-1010-101054-540100235	SUPPLIES - GENERAL	2,000	
01-1010-101054-540100100	OFFICE SUPPLIES	3,000	
01-1010-101052-540200000	PRINTING	0	
01-1010-101044-540100235	SUPPLIES - GENERAL	0	
01-1010-101052-540100245	SUPPLIES - PLANT SCIENCE LAB	0	
01-1010-101044-540100905	SUPPLIES MCC STORE	0	
01-1010-101052-540100225	SUPPLIES - GREENHOUSE	0	
01-1010-101052-540100220	SUPPLIES - FLORAL DESIGN	0	
01-1010-101052-540100200	INSTRUCTIONAL SUPPLIES	7,500	
01-1010-101052-540100100	OFFICE SUPPLIES	275	
01-1010-101050-540200000	PRINTING	0	
01-1010-101050-540100905	SUPPLIES MCC STORE	0	
01-1010-101050-540100100	OFFICE SUPPLIES	0	
01-1010-101046-540100235	SUPPLIES - GENERAL	0	
01-1010-101046-540100100	OFFICE SUPPLIES	0	

Fd-Prog-Depart-Object	Description	Budget	Sub Total
01-1010-101030-540600000	PUBLICATIONS & DUES	450	
01-1010-101052-540100256	SUPPLIES-HORT CHARGEBACKS	0	
01-1010-101014-540100905	SUPPLIES MCC STORE	90	
01-1010-101034-540100905	SUPPLIES MCC STORE	75	
01-1010-101016-540600000	PUBLICATIONS & DUES	135	
01-1010-101016-540400200	COMPUTER SOFTWARE	200	
01-1010-101016-540400100	AUDIO/VISUAL MATERIALS	900	
01-1010-101016-540200000	PRINTING	1,000	
01-1010-101016-540100905	SUPPLIES MCC STORE	360	
01-1010-101016-540100900	IT TECHNOLOGY SUPPLIES	1,500	
01-1010-101016-540100250	SUPPLIES - PHO/ART INK	30,588	
01-1010-101016-540100200	INSTRUCTIONAL SUPPLIES	6,500	
01-1010-101016-540100100	OFFICE SUPPLIES	20,692	
01-1010-101018-540100100	OFFICE SUPPLIES	10,000	
01-1010-101014-540200000	PRINTING	180	
01-1010-101018-540100905	SUPPLIES MCC STORE	45	
01-1010-101014-540100900	IT TECHNOLOGY SUPPLIES	2,400	
01-1010-101014-540100100	OFFICE SUPPLIES	180	
01-1010-101012-540200000	PRINTING	50	
01-1010-101012-540100905	SUPPLIES MCC STORE	72	
01-1010-101012-540100100	OFFICE SUPPLIES	72	
01-1010-101010-540200000	PRINTING	45	
01-1010-101010-540100905	SUPPLIES MCC STORE	135	
01-1010-101010-540100100	OFFICE SUPPLIES	450	
01-3040-302025-540100100	OFFICE SUPPLIES	1,000	
01-3040-302025-540100905	SUPPLIES MCC STORE	1,200	
01-1010-101014-540600000	PUBLICATIONS & DUES	180	
01-1010-101022-540200000	PRINTING	81	
01-1010-101058-540100100	OFFICE SUPPLIES	25	
01-1010-101030-540200000	PRINTING	25	
01-1010-101030-540100905	SUPPLIES MCC STORE	135	
01-1010-101030-540100100	OFFICE SUPPLIES	135	
01-1010-101028-540400100	AUDIO/VISUAL MATERIALS	72	
01-1010-101028-540200000	PRINTING	40	
01-1010-101028-540100905	SUPPLIES MCC STORE	72	
01-1010-101028-540100100	OFFICE SUPPLIES	116	
01-1010-101026-540100100	OFFICE SUPPLIES	45	
01-1010-101024-540200000	PRINTING	25	
01-1010-101016-540800005	FOOD PURCHASES	75	
01-1010-101022-540400200	COMPUTER SOFTWARE	1,349	
01-1010-101034-540100100	OFFICE SUPPLIES	100	
01-1010-101022-540100905	SUPPLIES MCC STORE	81	
01-1010-101022-540100200	INSTRUCTIONAL SUPPLIES	3,000	
01-1010-101022-540100100	OFFICE SUPPLIES	4,498	
01-1010-101020-540400200	COMPUTER SOFTWARE	450	
01-1010-101020-540200000	PRINTING	45	
01-1010-101020-540100900	IT TECHNOLOGY SUPPLIES	862	
01-1010-101020-540100250	SUPPLIES - PHO/ART INK	4,948	
01-1010-101020-540100100	OFFICE SUPPLIES	14,626	

Fd-Prog-Depart-Object	Description	Budget	Sub Total
01-1010-101018-540900000	OTHER MATERIALS & SUPPLIES	5,000	
01-1010-101018-540200000	PRINTING	200	
01-1010-101024-540100100	OFFICE SUPPLIES	45	
01-1020-102010-540700000	ADVERTISING	1,000	
01-1020-102016-540400200	COMPUTER SOFTWARE	10,000	
01-1020-102016-540200000	PRINTING	150	
01-1020-102016-540100905	SUPPLIES MCC STORE	150	
01-1020-102016-540100200	INSTRUCTIONAL SUPPLIES	6,000	
01-1020-102016-540100100	OFFICE SUPPLIES	2,500	
01-1020-102011-540800005	FOOD PURCHASES	11,000	
01-1020-102011-540200000	PRINTING	75	
01-1020-102011-540100235	SUPPLIES - GENERAL	1,000	
01-1020-102010-540900000	OTHER MATERIALS & SUPPLIES	0	
01-1010-101056-540200000	PRINTING	200	
01-1020-102010-540800005	FOOD PURCHASES	60,000	
01-1020-102019-540100100	OFFICE SUPPLIES	300	
01-1020-102010-540200000	PRINTING	300	
01-1020-102010-540100905	SUPPLIES MCC STORE	500	
01-1020-102010-540100200	INSTRUCTIONAL SUPPLIES	10,000	
01-1020-102010-540100100	OFFICE SUPPLIES	200	
01-1010-904183-540900000	OTHER MATERIALS & SUPPLIES	70,000	
01-1010-904183-540100905	SUPPLIES MCC STORE	100	
01-1010-904183-540100100	OFFICE SUPPLIES	1,500	
01-1010-101084-540600000	PUBLICATIONS & DUES	900	
01-1010-101084-540200000	PRINTING	0	
01-1010-101084-540100905	SUPPLIES MCC STORE	135	
01-1020-102010-540800015	CLOTHING PURCHASES	2,500	
01-1030-102020-540100200	INSTRUCTIONAL SUPPLIES	540	
01-1030-102024-540200000	PRINTING	300	
01-1030-102024-540100905	SUPPLIES MCC STORE	100	
01-1030-102024-540100235	SUPPLIES - GENERAL	1,500	
01-1030-102024-540100100	OFFICE SUPPLIES	600	
01-1030-102022-540900000	OTHER MATERIALS & SUPPLIES	0	
01-1030-102022-540600000	PUBLICATIONS & DUES	2,024	
01-1030-102022-540200000	PRINTING	90	
01-1030-102022-540100905	SUPPLIES MCC STORE	180	
01-1030-102022-540100100	OFFICE SUPPLIES	1,000	
01-1030-102020-540600000	PUBLICATIONS & DUES	0	
01-1020-102016-540600000	PUBLICATIONS & DUES	2,000	
01-1030-102020-540100905	SUPPLIES MCC STORE	100	
01-1020-102016-540900000	OTHER MATERIALS & SUPPLIES	5,000	
01-1030-102020-540100100	OFFICE SUPPLIES	100	
01-1030-102018-540200000	PRINTING	200	
01-1030-102018-540100905	SUPPLIES MCC STORE	135	
01-1030-102018-540100100	OFFICE SUPPLIES	180	
01-1020-102019-540700000	ADVERTISING	450	
01-1020-102019-540600000	PUBLICATIONS & DUES	775	
01-1020-102019-540400200	COMPUTER SOFTWARE	8,000	
01-1020-102019-540200000	PRINTING	250	

Fd-Prog-Depart-Object	Description	Budget	Sub Total
01-1020-102019-540100905	SUPPLIES MCC STORE	180	
01-1010-101080-540200000	PRINTING	700	
01-1030-102020-540200000	PRINTING	25	
01-1010-101062-540100905	SUPPLIES MCC STORE	80	
01-1010-101080-540700000	ADVERTISING	4,500	
01-1010-101068-540100200	INSTRUCTIONAL SUPPLIES	8,000	
01-1010-101066-540600000	PUBLICATIONS & DUES	2,020	
01-1010-101066-540200000	PRINTING	90	
01-1010-101066-540100905	SUPPLIES MCC STORE	162	
01-1010-101066-540100100	OFFICE SUPPLIES	135	
01-1010-101064-540200000	PRINTING	25	
01-1010-101064-540100905	SUPPLIES MCC STORE	150	
01-1010-101064-540100200	INSTRUCTIONAL SUPPLIES	400	
01-1010-101064-540100100	OFFICE SUPPLIES	25	
01-1010-101068-540400200	COMPUTER SOFTWARE	60,000	
01-1010-101062-540400100	AUDIO/VISUAL MATERIALS	40	
01-1010-101070-540100100	OFFICE SUPPLIES	0	
01-1010-101062-540100100	OFFICE SUPPLIES	90	
01-1010-101060-540600000	PUBLICATIONS & DUES	90	
01-1010-101060-540400100	AUDIO/VISUAL MATERIALS	45	
01-1010-101060-540200000	PRINTING	25	
01-1010-101060-540100905	SUPPLIES MCC STORE	80	
01-1010-101060-540100100	OFFICE SUPPLIES	90	
01-1010-101058-540900000	OTHER MATERIALS & SUPPLIES	400	
01-1010-101058-540200000	PRINTING	25	
01-1010-101058-540100905	SUPPLIES MCC STORE	150	
01-1010-101058-540100200	INSTRUCTIONAL SUPPLIES	50	
01-1010-101062-540600000	PUBLICATIONS & DUES	202	
01-1010-101074-540200000	PRINTING	100	
01-1030-102024-540600000	PUBLICATIONS & DUES	3,000	
01-1010-101080-540100905	SUPPLIES MCC STORE	250	
01-1010-101080-540100200	INSTRUCTIONAL SUPPLIES	3,600	
01-1010-101080-540100100	OFFICE SUPPLIES	225	
01-1010-101078-540600000	PUBLICATIONS & DUES	900	
01-1010-101078-540400200	COMPUTER SOFTWARE	1,700	
01-1010-101078-540200000	PRINTING	200	
01-1010-101078-540100905	SUPPLIES MCC STORE	150	
01-1010-101078-540100235	SUPPLIES - GENERAL	500	
01-1010-101078-540100200	INSTRUCTIONAL SUPPLIES	2,600	
01-1010-101068-540200000	PRINTING	500	
01-1010-101074-540700000	ADVERTISING	100	
01-1010-101080-540600000	PUBLICATIONS & DUES	450	
01-1010-101074-540100200	INSTRUCTIONAL SUPPLIES	7,000	
01-1010-101074-540100100	OFFICE SUPPLIES	200	
01-1010-101072-540700000	ADVERTISING	1,000	
01-1010-101072-540400200	COMPUTER SOFTWARE	3,500	
01-1010-101072-540200000	PRINTING	300	
01-1010-101072-540100205	TESTING MATERIALS	0	
01-1010-101072-540100200	INSTRUCTIONAL SUPPLIES	4,756	

Fd-Prog-Depart-Object	Description	Budget	Sub Total
01-1010-101072-540100100	OFFICE SUPPLIES	100	
01-1010-101070-540100905	SUPPLIES MCC STORE	0	
01-1010-101070-540100200	INSTRUCTIONAL SUPPLIES	0	
01-1010-101078-540100100	OFFICE SUPPLIES	200	
01-8030-501032-540400300	POSTAGE	55,000	
01-8030-501022-540600000	PUBLICATIONS & DUES	1,000	
01-8030-501032-540100100	OFFICE SUPPLIES	4,000	
01-8030-501032-540100905	SUPPLIES MCC STORE	2,500	
01-8030-501032-540200000	PRINTING	0	
01-8030-501032-540200005	PRINTING - CREDIT SCHEDULE	0	
01-8030-501032-540200010	PRINTING - NON-CREDIT SCHEDULE	32,500	
01-8030-501032-540200015	PRINTING - COLLEGE CATALOG	15,000	
01-8030-501032-540200020	PRINTING - NON-CREDIT DIVISION	7,500	
01-8040-503010-540100500	ACCOMODATION SUPPLIES	1,000	
01-8030-501032-540400200	COMPUTER SOFTWARE	7,500	
01-8030-501022-540100905	SUPPLIES MCC STORE	500	
01-8030-501032-540600000	PUBLICATIONS & DUES	1,500	
01-8030-501032-540700000	ADVERTISING	130,000	
01-8030-501032-540700005	PHOTOGRAPHY EXPENSE	20,000	
01-8040-501036-540100100	OFFICE SUPPLIES	12,000	
01-8040-501036-540100905	SUPPLIES MCC STORE	150	
01-8040-501036-540200000	PRINTING	50	
01-8040-501036-540600000	PUBLICATIONS & DUES	2,000	
01-8040-501036-540900000	OTHER MATERIALS & SUPPLIES	9,000	
01-8020-501028-540400300	POSTAGE	52,077	
01-8030-501032-540200025	PRINTING-INSTITUTIONAL	65,000	
01-8020-502025-540200000	PRINTING	500	
01-8020-501028-540400305	U. P. S.	19,598	
01-8020-501028-540600000	PUBLICATIONS & DUES	260	
01-8020-502010-540100100	OFFICE SUPPLIES	900	
01-8020-502010-540100905	SUPPLIES MCC STORE	50	
01-8020-502010-540200000	PRINTING	300	
01-8020-502015-540100100	OFFICE SUPPLIES	5,000	
01-8020-502015-540100905	SUPPLIES MCC STORE	50	
01-8020-502015-540200000	PRINTING	100	
01-8020-502015-540600000	PUBLICATIONS & DUES	1,000	
01-8030-501022-540400300	POSTAGE	2,750	
01-8020-502025-540100905	SUPPLIES MCC STORE	50	
01-8030-501022-540200000	PRINTING	15,000	
01-8020-502025-540400200	COMPUTER SOFTWARE	3,000	
01-8020-502025-540400300	POSTAGE	50	
01-8020-502025-540600000	PUBLICATIONS & DUES	6,500	
01-8020-502030-540100100	OFFICE SUPPLIES	3,000	
01-8020-502030-540100905	SUPPLIES MCC STORE	120	
01-8020-502030-540400300	POSTAGE	216	
01-8020-502030-540600000	PUBLICATIONS & DUES	1,500	
01-8030-501022-540100100	OFFICE SUPPLIES	1,000	
01-8040-503010-540100905	SUPPLIES MCC STORE	4,000	
01-8020-502025-540100100	OFFICE SUPPLIES	2,250	

Fd-Prog-Depart-Object	Description	Budget	Sub Total
01-8080-504020-540100900	IT TECHNOLOGY SUPPLIES	4,000	
01-8070-506015-540200000	PRINTING	0	
01-8070-506015-540600000	PUBLICATIONS & DUES	8,500	
01-8080-504010-540100100	OFFICE SUPPLIES	3,000	
01-8080-504010-540100900	IT TECHNOLOGY SUPPLIES	50,000	
01-8080-504010-540400200	COMPUTER SOFTWARE	6,000	
01-8080-504010-540600000	PUBLICATIONS & DUES	2,200	
01-8080-504015-540100100	OFFICE SUPPLIES	500	
01-8080-504015-540100900	IT TECHNOLOGY SUPPLIES	5,000	
01-8040-503010-540100100	OFFICE SUPPLIES	5,000	
01-8080-504020-540100100	OFFICE SUPPLIES	52,500	
01-8070-506010-540900000	OTHER MATERIALS & SUPPLIES	1,000	
01-8080-504020-540100905	SUPPLIES MCC STORE	300	
01-8080-504020-540400200	COMPUTER SOFTWARE	432,812	
01-8080-504020-540600000	PUBLICATIONS & DUES	216	
01-8080-504030-540100100	OFFICE SUPPLIES	1,000	
01-8080-504030-540100900	IT TECHNOLOGY SUPPLIES	50,000	
01-8080-504030-540100905	SUPPLIES MCC STORE	100	
01-8080-504030-540400200	COMPUTER SOFTWARE	160,000	
01-8080-504030-540400400	REPAIR MATERIALS & SUPPLIES	0	
01-3020-303070-540800005	FOOD PURCHASES	2,000	
01-8080-504015-540400200	COMPUTER SOFTWARE	191,977	
01-8060-501016-540600000	PUBLICATIONS & DUES	45,000	
01-8040-503010-540200000	PRINTING	1,000	
01-8040-503010-540400200	COMPUTER SOFTWARE	10,000	
01-8040-503010-540400205	SOFTWARE PURCHASES	0	
01-8040-503010-540400300	POSTAGE	0	
01-8040-503010-540600000	PUBLICATIONS & DUES	2,500	
01-8040-503010-540900000	OTHER MATERIALS & SUPPLIES	10,000	
01-8050-501014-540200000	PRINTING	250	
01-8060-501016-540100100	OFFICE SUPPLIES	20,000	
01-8060-501016-540100101	SUPPLIES OFFSET ALLOWANCE	0	
01-8070-506015-540100100	OFFICE SUPPLIES	300	
01-8060-501016-540400200	COMPUTER SOFTWARE	15,000	
01-8070-506012-540600000	PUBLICATIONS & DUES	0	
01-8060-501016-540800005	FOOD PURCHASES	1,000	
01-8060-501016-540900000	OTHER MATERIALS & SUPPLIES	10,000	
01-8070-506010-540100100	OFFICE SUPPLIES	2,500	
01-8070-506010-540100905	SUPPLIES MCC STORE	1,000	
01-8070-506010-540200000	PRINTING	5,000	
01-8070-506010-540400200	COMPUTER SOFTWARE	1,000	
01-8070-506010-540600000	PUBLICATIONS & DUES	2,000	
01-8070-506010-540800005	FOOD PURCHASES	27,500	
01-8050-501014-540100100	OFFICE SUPPLIES	250	
01-8060-501016-540200000	PRINTING	100	
01-3090-303043-540100905	SUPPLIES MCC STORE	600	
01-3060-303044-540600000	PUBLICATIONS & DUES	200	
01-3060-303044-540800005	FOOD PURCHASES	2,003	
01-3060-303046-540100100	OFFICE SUPPLIES	400	

Fd-Prog-Depart-Object	Description	Budget	Sub Total
01-3060-303046-540900000	OTHER MATERIALS & SUPPLIES	1,000	
01-3080-303017-540100100	OFFICE SUPPLIES	1,000	
01-3080-303017-540100235	SUPPLIES - GENERAL	500	
01-3080-303017-540100905	SUPPLIES MCC STORE	500	
01-3080-303017-540200000	PRINTING	0	
01-4010-401012-540800005	FOOD PURCHASES	1,500	
01-3090-303043-540100100	OFFICE SUPPLIES	500	
01-3060-303042-540600000	PUBLICATIONS & DUES	5,098	
01-3090-303043-540200000	PRINTING	500	
01-3090-303043-540600000	PUBLICATIONS & DUES	200	
01-3090-303043-540800005	FOOD PURCHASES	3,000	
01-3090-303043-540900000	OTHER MATERIALS & SUPPLIES	260	
01-4010-401012-540100100	OFFICE SUPPLIES	2,000	
01-4010-401012-540100200	INSTRUCTIONAL SUPPLIES	4,000	
01-4010-401012-540100905	SUPPLIES MCC STORE	400	
01-4010-401012-540200000	PRINTING	1,000	
01-4010-401012-540400300	POSTAGE	100	
01-3080-303017-540800005	FOOD PURCHASES	10,000	
01-3060-303038-540200000	PRINTING	1,000	
01-3040-302025-540200000	PRINTING	100	
01-8050-501014-540400300	POSTAGE	250	
01-8020-501028-540100100	OFFICE SUPPLIES	926	
01-3040-302025-540400300	POSTAGE	400	
01-3040-302025-540600000	PUBLICATIONS & DUES	5,350	
01-3060-303030-540100100	OFFICE SUPPLIES	150	
01-3060-303030-540100900	IT TECHNOLOGY SUPPLIES	0	
01-3060-303030-540100905	SUPPLIES MCC STORE	100	
01-3060-303030-540200000	PRINTING	100	
01-3060-303044-540200000	PRINTING	200	
01-3060-303038-540100905	SUPPLIES MCC STORE	500	
01-3060-303044-540100100	OFFICE SUPPLIES	300	
01-3060-303038-540600000	PUBLICATIONS & DUES	1,500	
01-3060-303038-540800005	FOOD PURCHASES	13,500	
01-3060-303039-540100100	OFFICE SUPPLIES	300	
01-3060-303039-540200000	PRINTING	50	
01-3060-303039-540800005	FOOD PURCHASES	650	
01-3060-303040-540200000	PRINTING	5,398	
01-3060-303042-540100100	OFFICE SUPPLIES	10,944	
01-3060-303042-540100905	SUPPLIES MCC STORE	2,849	
01-3060-303042-540800005	FOOD PURCHASES	15,000	
01-3060-303038-540100100	OFFICE SUPPLIES	2,000	
01-8020-501010-540100155	COPY CENTER CHARGEBACKS	0	
01-8010-501012-540200000	PRINTING	250	
01-8010-501012-540400300	POSTAGE	250	
01-8010-501012-540500005	BOOKS	250	
01-8010-501012-540600000	PUBLICATIONS & DUES	2,000	
01-8010-501012-540900000	OTHER MATERIALS & SUPPLIES	100	
01-8010-501013-540100100	OFFICE SUPPLIES	1,000	
01-8010-501013-540100235	SUPPLIES - GENERAL	2,000	

Fd-Prog-Depart-Object	Description	Budget	Sub Total
01-8010-501013-540100905	SUPPLIES MCC STORE	500	
01-8010-501013-540500005	BOOKS	15,000	
01-8010-501012-540100905	SUPPLIES MCC STORE	250	
01-8020-501010-540100100	OFFICE SUPPLIES	46,500	
01-8010-501013-540100900	IT TECHNOLOGY SUPPLIES	1,000	
01-8020-501010-540100905	SUPPLIES MCC STORE	250	
01-8020-501010-540200000	PRINTING	25,000	
01-8020-501010-540400200	COMPUTER SOFTWARE	500	
01-8020-501020-540100100	OFFICE SUPPLIES	300	
01-4010-401012-540900000	OTHER MATERIALS & SUPPLIES	1,000	
01-3060-303042-540200000	PRINTING	1,170	
01-8020-501020-540200000	PRINTING	0	
01-8020-501020-540400300	POSTAGE	100	
01-8020-501020-540600000	PUBLICATIONS & DUES	4,500	
01-8010-501013-540600000	PUBLICATIONS & DUES	2,500	
01-4010-401034-540100235	SUPPLIES - GENERAL	5,200	
01-4010-401030-540100200	INSTRUCTIONAL SUPPLIES	11,000	
01-4010-401030-540100905	SUPPLIES MCC STORE	100	
01-4010-401030-540200000	PRINTING	0	
01-8010-501013-540200000	PRINTING	500	
01-8010-501012-540100100	OFFICE SUPPLIES	2,000	
01-4010-401030-540800005	FOOD PURCHASES	300	
01-4010-401030-540900000	OTHER MATERIALS & SUPPLIES	800	
01-4010-401034-540100100	OFFICE SUPPLIES	2,000	
01-4010-401030-540700000	ADVERTISING	1,000	
01-4010-401034-540100905	SUPPLIES MCC STORE	25	
01-4010-401034-540200000	PRINTING	0	
01-4010-401030-540100100	OFFICE SUPPLIES	0	
01-4040-404010-540600000	PUBLICATIONS & DUES	2,500	
01-4030-401016-540600000	PUBLICATIONS & DUES	545	
01-4030-401016-540600010	PERIODICALS	4,200	
01-4030-401016-540700000	ADVERTISING	4,200	
01-4040-404010-540900000	OTHER MATERIALS & SUPPLIES	500	
01-4040-404010-540100100	OFFICE SUPPLIES	2,500	
01-4040-404010-540100400	MAINTENANCE SUPPLIES	1,500	
01-4010-401034-540600000	PUBLICATIONS & DUES	250	
01-4040-404010-540700000	ADVERTISING	10,000	
TOTAL SUPPLIES			3,037,736

Fd-Prog-Depart-Object	Description	Budget	Sub Total
Travel			
01-4040-404010-550200010	OUT OF DISTRICT TRAVEL	2,000	
01-4040-404010-550100005	MEETING EXPENSE IN-DISTRICT	200	
01-3090-303043-550900015	OTHER CONF & MTG EXP	500	
01-4030-401016-550200005	IN DISTRICT TRAVEL	1,565	
01-4010-401034-550900015	OTHER CONF & MTG EXP	100	
01-4010-401012-550100005	MEETING EXPENSE IN-DISTRICT	200	
01-4010-401012-550200010	OUT OF DISTRICT TRAVEL	3,000	
01-4010-401012-550900015	OTHER CONF & MTG EXP	500	
01-4010-401012-550400010	RECRUITMENT - BACKGROUND CHECK	1,000	
01-4040-404010-550900015	OTHER CONF & MTG EXP	700	
01-4010-401012-550200005	IN DISTRICT TRAVEL	500	
01-4010-401030-550200005	IN DISTRICT TRAVEL	200	
01-8010-501012-550100005	MEETING EXPENSE IN-DISTRICT	600	
01-8010-501012-550200005	IN DISTRICT TRAVEL	2,000	
01-8010-501012-550200010	OUT OF DISTRICT TRAVEL	2,000	
01-8010-501012-550900015	OTHER CONF & MTG EXP	2,000	
01-8010-501013-550100005	MEETING EXPENSE IN-DISTRICT	1,000	
01-8010-501013-550200010	OUT OF DISTRICT TRAVEL	1,000	
01-8010-501013-550900015	OTHER CONF & MTG EXP	12,000	
01-8020-501020-550900005	STAFF DEVELOPMENT	1,500	
01-8020-501020-550200010	OUT OF DISTRICT TRAVEL	5,000	
01-3090-303043-550200010	OUT OF DISTRICT TRAVEL	500	
01-3020-303034-550200005	IN DISTRICT TRAVEL	0	
01-8020-501020-550100005	MEETING EXPENSE IN-DISTRICT	75	
01-8020-501020-550200005	IN DISTRICT TRAVEL	75	
01-8010-501013-550200005	IN DISTRICT TRAVEL	1,000	
01-3040-302025-550100005	MEETING EXPENSE IN-DISTRICT	1,000	
01-3020-303018-550900015	OTHER CONF & MTG EXP	250	
01-3020-303024-550200005	IN DISTRICT TRAVEL	200	
01-8080-504010-550900015	OTHER CONF & MTG EXP	500	
01-8020-501020-550900015	OTHER CONF & MTG EXP	2,500	
01-3020-303024-550900025	JOB/COLLEGE FAIR	6,000	
01-3020-303026-550100005	MEETING EXPENSE IN-DISTRICT	2,000	
01-3020-303034-550100005	MEETING EXPENSE IN-DISTRICT	600	
01-3020-303034-550200010	OUT OF DISTRICT TRAVEL	2,000	
01-3020-303060-550100005	MEETING EXPENSE IN-DISTRICT	50	
01-3020-303060-550900015	OTHER CONF & MTG EXP	5,000	
01-3020-303070-550100005	MEETING EXPENSE IN-DISTRICT	681	
01-3020-303034-550900015	OTHER CONF & MTG EXP	500	
01-3020-303070-550200010	OUT OF DISTRICT TRAVEL	1,000	
01-3080-302040-550200010	OUT OF DISTRICT TRAVEL	0	
01-3040-302025-550200005	IN DISTRICT TRAVEL	400	
01-3040-302025-550200010	OUT OF DISTRICT TRAVEL	3,000	
01-3040-302025-550900015	OTHER CONF & MTG EXP	500	
01-3060-303030-550200010	OUT OF DISTRICT TRAVEL	8,000	
01-3060-303030-550900015	OTHER CONF & MTG EXP	7,500	
01-3060-303038-550100005	MEETING EXPENSE IN-DISTRICT	120	
01-3060-303039-550200005	IN DISTRICT TRAVEL	45	

Fd-Prog-Depart-Object	Description	Budget	Sub Total
01-3060-303042-550200005	IN DISTRICT TRAVEL	0	
01-3060-303042-550200010	OUT OF DISTRICT TRAVEL	3,230	
01-3060-303042-550900015	OTHER CONF & MTG EXP	2,634	
01-3060-303044-550100005	MEETING EXPENSE IN-DISTRICT	1,580	
01-3020-303070-550200005	IN DISTRICT TRAVEL	68	
01-8070-506010-550200010	OUT OF DISTRICT TRAVEL	2,500	
01-8070-506015-550200010	OUT OF DISTRICT TRAVEL	800	
01-8040-503010-550400010	RECRUITMENT - BACKGROUND CHECK	5,000	
01-8040-503010-550400015	RELOCATION/MOVING EXPENSES	5,000	
01-8040-503010-550900015	OTHER CONF & MTG EXP	2,500	
01-8050-501014-550100005	MEETING EXPENSE IN-DISTRICT	500	
01-8050-501014-550200010	OUT OF DISTRICT TRAVEL	2,500	
01-8050-501014-550900015	OTHER CONF & MTG EXP	2,500	
01-8060-501016-550100005	MEETING EXPENSE IN-DISTRICT	25,000	
01-8060-501016-550100010	CHAMBER MEETING EXPENSE IN-DIS	1,250	
01-8060-501016-550200010	OUT OF DISTRICT TRAVEL	25,000	
01-8060-501016-550200011	TRAVEL OFFSET ALLOWANCE	-100,000	
01-8040-503010-550200010	OUT OF DISTRICT TRAVEL	3,500	
01-8070-506010-550200005	IN DISTRICT TRAVEL	1,500	
01-8040-503010-550200005	IN DISTRICT TRAVEL	500	
01-8070-506010-550900015	OTHER CONF & MTG EXP	5,000	
01-8070-506015-550900015	OTHER CONF & MTG EXP	1,600	
01-8080-504015-550200005	IN DISTRICT TRAVEL	6,000	
01-8080-504015-550900015	OTHER CONF & MTG EXP	5,500	
01-8080-504020-550200005	IN DISTRICT TRAVEL	500	
01-8080-504020-550200010	OUT OF DISTRICT TRAVEL	3,262	
01-8080-504020-550900015	OTHER CONF & MTG EXP	43,100	
01-8080-504030-550200005	IN DISTRICT TRAVEL	500	
01-8080-504030-550900015	OTHER CONF & MTG EXP	0	
01-3020-303018-550200010	OUT OF DISTRICT TRAVEL	2,500	
01-3060-303038-550200005	IN DISTRICT TRAVEL	300	
01-8070-506010-550100005	MEETING EXPENSE IN-DISTRICT	5,000	
01-8030-501022-550200005	IN DISTRICT TRAVEL	500	
01-8020-501028-550200005	IN DISTRICT TRAVEL	300	
01-8020-501028-550200010	OUT OF DISTRICT TRAVEL	0	
01-8020-501028-550900015	OTHER CONF & MTG EXP	195	
01-8020-502010-550900015	OTHER CONF & MTG EXP	225	
01-8020-502015-550900015	OTHER CONF & MTG EXP	2,500	
01-8020-502025-550100005	MEETING EXPENSE IN-DISTRICT	225	
01-8020-502025-550200010	OUT OF DISTRICT TRAVEL	750	
01-8020-502025-550900015	OTHER CONF & MTG EXP	250	
01-8020-502030-550100005	MEETING EXPENSE IN-DISTRICT	360	
01-8020-502030-550200010	OUT OF DISTRICT TRAVEL	3,500	
01-8020-502030-550900015	OTHER CONF & MTG EXP	2,500	
01-8040-503010-550400000	RECRUITMENT	85,000	
01-8030-501022-550100010	CHAMBER MEETING EXPENSE IN-DIS	150	
01-8020-501028-550100005	MEETING EXPENSE IN-DISTRICT	130	
01-8030-501022-550200010	OUT OF DISTRICT TRAVEL	5,000	
01-8030-501022-550900015	OTHER CONF & MTG EXP	2,750	

Fd-Prog-Depart-Object	Description	Budget	Sub Total
01-8030-501032-550100005	MEETING EXPENSE IN-DISTRICT	750	
01-8030-501032-550200005	IN DISTRICT TRAVEL	150	
01-8030-501032-550200010	OUT OF DISTRICT TRAVEL	2,000	
01-8030-501032-550900015	OTHER CONF & MTG EXP	5,000	
01-8040-501036-550100005	MEETING EXPENSE IN-DISTRICT	300	
01-8040-501036-550200005	IN DISTRICT TRAVEL	150	
01-8040-501036-550200010	OUT OF DISTRICT TRAVEL	2,000	
01-8040-501036-550900015	OTHER CONF & MTG EXP	2,000	
01-8040-503010-550100005	MEETING EXPENSE IN-DISTRICT	5,000	
01-8030-501022-550100005	MEETING EXPENSE IN-DISTRICT	5,000	
01-1030-102022-550100005	MEETING EXPENSE IN-DISTRICT	1,000	
01-1010-101084-550100005	MEETING EXPENSE IN-DISTRICT	2,000	
01-1010-101084-550200010	OUT OF DISTRICT TRAVEL	4,000	
01-1010-904183-550200010	OUT OF DISTRICT TRAVEL	500	
01-1010-904183-550900015	OTHER CONF & MTG EXP	0	
01-1020-102016-550100005	MEETING EXPENSE IN-DISTRICT	3,700	
01-1020-102016-550200005	IN DISTRICT TRAVEL	90	
01-1020-102016-550200010	OUT OF DISTRICT TRAVEL	2,000	
01-1020-102016-550900015	OTHER CONF & MTG EXP	898	
01-1020-102019-550100005	MEETING EXPENSE IN-DISTRICT	300	
01-1020-102019-550900015	OTHER CONF & MTG EXP	404	
01-1030-102018-550100005	MEETING EXPENSE IN-DISTRICT	300	
01-1030-102044-550900015	OTHER CONF & MTG EXP	5,200	
01-1030-102020-550100005	MEETING EXPENSE IN-DISTRICT	202	
01-1010-101060-550200005	IN DISTRICT TRAVEL	32	
01-1030-102024-550100005	MEETING EXPENSE IN-DISTRICT	1,600	
01-1030-102024-550900010	VEHICLE EXPENSE	10,000	
01-1030-102030-550100005	MEETING EXPENSE IN-DISTRICT	350	
01-1030-102030-550200005	IN DISTRICT TRAVEL	100	
01-1030-102030-550900015	OTHER CONF & MTG EXP	50	
01-1030-102034-550200010	OUT OF DISTRICT TRAVEL	2,500	
01-1030-102036-550200010	OUT OF DISTRICT TRAVEL	2,500	
01-1030-102040-550100005	MEETING EXPENSE IN-DISTRICT	80	
01-1030-102040-550200010	OUT OF DISTRICT TRAVEL	2,500	
01-1030-102044-550100005	MEETING EXPENSE IN-DISTRICT	2,000	
01-1030-102044-550200005	IN DISTRICT TRAVEL	1,000	
01-1030-102018-550900015	OTHER CONF & MTG EXP	200	
01-1010-101038-550900015	OTHER CONF & MTG EXP	0	
01-3060-303042-550100005	MEETING EXPENSE IN-DISTRICT	1,621	
01-1010-101010-550900015	OTHER CONF & MTG EXP	200	
01-1010-101014-550900020	FORENSICS	7,000	
01-1010-101022-550100005	MEETING EXPENSE IN-DISTRICT	277	
01-1010-101022-550900010	VEHICLE EXPENSE	582	
01-1010-101028-550200010	OUT OF DISTRICT TRAVEL	800	
01-1010-101034-550100005	MEETING EXPENSE IN-DISTRICT	718	
01-1010-101034-550900015	OTHER CONF & MTG EXP	800	
01-1010-101036-550100005	MEETING EXPENSE IN-DISTRICT	1,000	
01-1010-101036-550200005	IN DISTRICT TRAVEL	404	
01-1010-101036-550200010	OUT OF DISTRICT TRAVEL	4,000	

Fd-Prog-Depart-Object	Description	Budget	Sub Total
01-1010-101078-550100005	MEETING EXPENSE IN-DISTRICT	200	
01-1010-101038-550100005	MEETING EXPENSE IN-DISTRICT	0	
01-3020-303018-550200005	IN DISTRICT TRAVEL	100	
01-1010-101040-550200005	IN DISTRICT TRAVEL	0	
01-1010-101040-550200010	OUT OF DISTRICT TRAVEL	0	
01-1010-101042-550200005	IN DISTRICT TRAVEL	0	
01-1010-101042-550200010	OUT OF DISTRICT TRAVEL	0	
01-1010-101052-550100005	MEETING EXPENSE IN-DISTRICT	0	
01-1010-101052-550200005	IN DISTRICT TRAVEL	0	
01-1010-101052-550900015	OTHER CONF & MTG EXP	0	
01-1010-101054-550100005	MEETING EXPENSE IN-DISTRICT	400	
01-1010-101054-550200010	OUT OF DISTRICT TRAVEL	1,300	
01-1010-101056-550100005	MEETING EXPENSE IN-DISTRICT	200	
01-1010-101058-550900015	OTHER CONF & MTG EXP	150	
01-1010-101080-550100005	MEETING EXPENSE IN-DISTRICT	180	
01-1010-101036-550900015	OTHER CONF & MTG EXP	808	
01-3010-302010-550200005	IN DISTRICT TRAVEL	2,000	
01-2080-201010-550200005	IN DISTRICT TRAVEL	200	
01-2080-201010-550200010	OUT OF DISTRICT TRAVEL	3,000	
01-3020-302020-550900015	OTHER CONF & MTG EXP	5,000	
01-2080-201010-550900015	OTHER CONF & MTG EXP	3,500	
01-2080-201012-550100005	MEETING EXPENSE IN-DISTRICT	2,000	
01-2080-201015-550100005	MEETING EXPENSE IN-DISTRICT	224	
01-2080-201015-550200010	OUT OF DISTRICT TRAVEL	12,000	
01-2080-201015-550900015	OTHER CONF & MTG EXP	2,100	
01-2080-201018-550100005	MEETING EXPENSE IN-DISTRICT	4,300	
01-2080-201018-550200005	IN DISTRICT TRAVEL	449	
01-2080-201018-550200010	OUT OF DISTRICT TRAVEL	4,500	
01-2080-201010-550100005	MEETING EXPENSE IN-DISTRICT	2,000	
01-3010-302010-550100005	MEETING EXPENSE IN-DISTRICT	1,500	
01-2080-201010-550900001	PROFESSIONAL DEVELOPMENT	38,000	
01-3010-302010-550200010	OUT OF DISTRICT TRAVEL	1,000	
01-3010-302010-550900015	OTHER CONF & MTG EXP	1,250	
01-3010-302016-550200010	OUT OF DISTRICT TRAVEL	3,257	
01-3010-303016-550100005	MEETING EXPENSE IN-DISTRICT	0	
01-3010-303016-550200005	IN DISTRICT TRAVEL	0	
01-3010-303016-550900015	OTHER CONF & MTG EXP	2,500	
01-3020-302015-550200010	OUT OF DISTRICT TRAVEL	2,200	
01-3020-302015-550900015	OTHER CONF & MTG EXP	440	
01-3020-302020-550100005	MEETING EXPENSE IN-DISTRICT	150	
01-1030-102050-550200005	IN DISTRICT TRAVEL	500	
01-1010-101072-550100005	MEETING EXPENSE IN-DISTRICT	175	
01-2080-201018-550900015	OTHER CONF & MTG EXP	800	
01-1040-103025-550100005	MEETING EXPENSE IN-DISTRICT	250	
01-1030-102050-550200010	OUT OF DISTRICT TRAVEL	2,500	
01-1030-102050-550900015	OTHER CONF & MTG EXP	3,300	
01-1030-102055-550100005	MEETING EXPENSE IN-DISTRICT	1,000	
01-1030-103015-550100005	MEETING EXPENSE IN-DISTRICT	180	
01-1030-103015-550900015	OTHER CONF & MTG EXP	3,000	

Fd-Prog-Depart-Object	Description	Budget	Sub Total
01-1040-103010-550100005	MEETING EXPENSE IN-DISTRICT	100	
01-1040-103010-550200010	OUT OF DISTRICT TRAVEL	2,000	
01-1040-103020-550200005	IN DISTRICT TRAVEL	500	
01-1040-103020-550900015	OTHER CONF & MTG EXP	200	
01-2030-201048-550900015	OTHER CONF & MTG EXP	1,500	
01-1040-103025-550900015	OTHER CONF & MTG EXP	1,500	
01-1040-103040-550100005	MEETING EXPENSE IN-DISTRICT	300	
01-1040-103040-550900015	OTHER CONF & MTG EXP	485	
01-2020-201025-550200010	OUT OF DISTRICT TRAVEL	2,000	
01-3020-303018-550100005	MEETING EXPENSE IN-DISTRICT	0	
01-1040-103020-550200010	OUT OF DISTRICT TRAVEL	500	
01-2020-201025-550900015	OTHER CONF & MTG EXP	3,200	
01-1060-902014-550200005	IN DISTRICT TRAVEL	0	
01-2020-201025-550100005	MEETING EXPENSE IN-DISTRICT	1,000	
01-2010-202015-550900015	OTHER CONF & MTG EXP	500	
01-1060-902014-550200010	OUT OF DISTRICT TRAVEL	0	
01-2010-202015-550100005	MEETING EXPENSE IN-DISTRICT	147	
01-2010-202010-550900015	OTHER CONF & MTG EXP	800	
01-2010-202010-550100005	MEETING EXPENSE IN-DISTRICT	1,200	
01-2010-202015-550200010	OUT OF DISTRICT TRAVEL	200	
01-2030-201048-550200010	OUT OF DISTRICT TRAVEL	2,000	
TOTAL TRAVEL			452,223
Fixed Charges			
01-8060-501016-560600000	LEASE PRINCIPAL RETIREMENTS	1,000,000	
01-8060-501016-560900010	EXISTING COMPUTER LEASES	50,000	
01-8060-501016-560900040	NEW COMPUTER LEASES	0	
01-8060-501016-560900050	BOND PRINCIPAL	245,000	
01-8060-501016-560900055	INTEREST EXPENSE	16,443	
01-8060-501016-560900062	LATE CHARGES -CREDIT CARDS	200	
01-8060-501016-560900065	INSURANCE DEDUCTABLES	20,000	
01-8060-501016-560900200	INTEREST EXPENSE-LEASES	22,000	
01-8060-501016-560200000	RENTAL - EQUIPMENT	5,000	
01-8060-501016-560900060	GENERAL INSURANCE	232,486	
01-8020-501028-560600000	LEASE PRINCIPAL RETIREMENTS	10,043	
01-3020-303034-560100200	MCC CONF CTR RENTAL	0	
01-1030-102050-560100000	RENTAL - FACILITIES	30,000	
01-1030-102024-560100000	RENTAL - FACILITIES	6,000	
01-1020-102016-560100200	MCC CONF CTR RENTAL	500	
01-1010-101052-560100200	MCC CONF CTR RENTAL	0	
01-1010-101036-560100200	MCC CONF CTR RENTAL	350	
01-1010-101016-560100000	RENTAL - FACILITIES	5,000	
01-8030-501022-560100200	MCC CONF CTR RENTAL	150	
01-1010-101022-560100000	RENTAL - FACILITIES	700	
TOTAL FIXED CHARGES			1,643,872

Fd-Prog-Depart-Object	Description	Budget	Sub Total
Utilities			
01-8020-501028-570500000	TELEPHONE	500	
01-8080-504030-570500000	TELEPHONE	50,000	
01-8080-504020-570500000	TELEPHONE	154,220	
01-8040-501036-570500000	TELEPHONE	3,060	
01-1030-102050-570900000	UTILITIES - GENERAL	4,000	
01-8060-501016-570500000	TELEPHONE	20,000	
TOTAL UTILITIES			231,780
Capital Outlay			
01-2080-201010-580600000	EQUIPMENT - INSTRUCTIONAL	100,000	
01-8080-504020-580500000	EQUIPMENT - OFFICE	56,000	
01-8080-504010-580500000	EQUIPMENT - OFFICE	7,500	
01-8060-501016-580900060	BUILDING IMPROVEMENTS	25,000	
01-8060-501016-580500000	EQUIPMENT - OFFICE	25,000	
01-8040-503010-580900000	OTHER CAPITAL OUTLAY	5,000	
01-8080-504030-580900000	OTHER CAPITAL OUTLAY	0	
01-8030-501032-580500000	EQUIPMENT - OFFICE	1,500	
01-1040-103030-580600000	EQUIPMENT - INSTRUCTIONAL	0	
01-1030-102030-580900000	OTHER CAPITAL OUTLAY	204,605	
01-1020-102016-580600000	EQUIPMENT - INSTRUCTIONAL	25,000	
01-1020-102010-580600000	EQUIPMENT - INSTRUCTIONAL	0	
01-1010-101068-580600000	EQUIPMENT - INSTRUCTIONAL	5,000	
01-4010-401034-580600000	EQUIPMENT - INSTRUCTIONAL	6,000	
01-8020-501010-580600005	REPL EQUIP--INSTRUCTIONAL	1,000	
TOTAL CAPITAL OUTLAY			461,605

Fd-Prog-Depart-Object	Description	Budget	Sub Total
Other			
01-8090-000000-590400005	FINANCIAL CHARGES/ADJUSTMENTS	5,000	
01-8060-501016-590900008	TUITION WAIVERS CULINARY MGMT	35,000	
01-8060-501016-590900007	TUITION WAIVERS SENIOR CITIZEN	70,000	
01-8060-501016-590900015	PARTICIPATION STIPEND	2,500	
01-8060-501016-590900054	PERM ART COLLECTION	14,000	
01-8060-501016-590900070	CORPORATE SPONSORSHIPS	10,000	
01-8060-501016-590900080	TAX ABATEMENTS	1,000	
01-8060-501016-590900085	REAL ESTATE TAXES	0	
01-8060-501016-590900090	BANK/CREDIT CRD/HIGHER ONE FEE	225,000	
01-8070-506010-590900070	CORPORATE SPONSORSHIPS	5,000	
01-8090-000000-590400010	FEE LOSS/UNCOLLECTABLE	500	
01-8090-000000-590400030	DEBT FORGIVENESS	2,500	
01-9030-000000-590100320	WAIVER - EXCEPT. TO REFUND POL	125,000	
01-8060-501016-590900200	INDIRECT COSTS ALLOCATION	-10,000	
01-2080-201015-590900100	REWARDS AND RECOGNITION	3,400	
01-8060-501016-590900009	TUITION WAIVERS FIN DISTRESS	5,000	
01-1010-101052-590200010	SCHOLARSHIPS	0	
01-1010-101084-590900010	TUITION REFUNDS	7,000	
01-1030-102024-590900010	TUITION REFUNDS	12,000	
01-1030-102044-590200010	SCHOLARSHIPS	10,000	
01-8060-501016-590900004	TUITION WAIVERS STUDENT LIFE	150,000	
01-2080-201015-590900058	GRADUATION	45,000	
01-3060-303030-590900012	PHI THETA KAPPA	500	
01-8010-501012-590900000	OTHER EXPENDITURES	2,000	
01-8030-501022-590900058	GRADUATION	7,500	
01-8040-503010-590900100	REWARDS AND RECOGNITION	50,000	
01-8060-501016-590400025	BAD DEBT EXPENSES	150,000	
01-8060-501016-590900000	OTHER EXPENDITURES	10,000	
01-8060-501016-590900002	TUITION WAIVERS INSTITUTIONAL	30,000	
01-2080-201010-590900010	TUITION REFUNDS	2,000	
TOTAL OTHER			969,900
Contingency			
01-8060-501016-600000005	CONTINGENCY INSTITUTION	100,000	
TOTAL CONTINGENCY			100,000
Transfers			
01-8060-501016-710200030	TRANSFER TO FUND	10,329,267	
01-8060-501016-710200010	TRANSFER TO AUX FUND	730,000	
TOTAL TRANSFERS			11,059,267
TOTAL EDUCATION FUND 01			2,752,186

Fd-Prog-Depart-Object	Description	Budget	Sub Total
OPERATIONS AND MAINTENANCE FUND 02			
Local Government			
02-0000-000000-410350000	CPPRT	-292,744	
02-0000-000000-410100105	REAL ESTATE TAXES	-2,355,204	
TOTAL LOCAL GOVERNMENT			-2,647,948
State Government			
02-0000-000000-420100100	BASE OPERATING GRANTS	-1,359,094	
02-0000-000000-420100200	EQUALIZATION GRANT	0	
TOTAL STATE GOVERNMENT			-1,359,094
Student Tuition and Fees			
02-0000-000000-440100100	TUITION-IN DISTRICT	-1,694,316	
02-0000-000000-440100200	TUITION-OUT OF DISTRICT	-30,484	
02-0000-000000-440100300	TUITION-OUT OF STATE	-4,825	
02-0000-000000-440100400	TUITION-INTERNATIONAL STUDENTS	-981	
TOTAL STUDENT TUITION AND FEES			-1,730,606
Investment Revenue			
02-0000-000000-470900007	INVESTMENT TRANSACTION FEES	4,859	
02-0000-000000-470900006	CHANGE IN FAIR VALUE OF INVEST	-96,695	
TOTAL INVESTMENT REVENUE			-91,836
Other Sources			
02-0000-000000-490100100	CAMPUS SAFETY COURT FEES/FINES	-1,000	
02-0000-000000-490900050	OTHER MISC INCOME	-35,000	
TOTAL OTHER SOURCES			-36,000
Salaries			
02-7010-505015-510200100	FT PROF/TECH STAFF	95,851	
02-7010-505015-510200200	PT PROF/TECHNICAL STAFF	88,691	
02-7010-505015-510700100	FT MAINTENANCE	50,000	
02-7030-505035-510600110	FT SERVICE STAFF	87,281	
02-7030-505055-510100100	FT ADMINISTRATIVE STAFF	235,484	
02-7030-505055-510200100	FT PROF/TECH STAFF	98,998	
TOTAL SALARIES			656,305
Employee Benefits			
02-7030-505055-520100100	EMPLOYER GTL MEDICAL VISION	61,893	
02-7030-505035-520900055	SURS COLLEGE INSURANCE ER CONT	654	
02-7030-505055-520900055	SURS COLLEGE INSURANCE ER CONT	2,508	
02-7010-505015-520900055	SURS COLLEGE INSURANCE ER CONT	1,384	
02-7010-505015-520100100	EMPLOYER GTL MEDICAL VISION	91,352	
02-7030-505035-520100100	EMPLOYER GTL MEDICAL VISION	39,294	
TOTAL EMPLOYEE BENEFITS			197,085

Fd-Prog-Depart-Object	Description	Budget	Sub Total
Contractual Services			
02-7030-505035-530900030	REFUSE REMOVAL	30,000	
02-7090-505050-530900020	OTHER CONTRACTUAL SERVICES	115,000	
02-7030-505055-530900020	OTHER CONTRACTUAL SERVICES	84,000	
02-7030-505036-530400010	CONTRACT MAINTENANCE SERVICES	64,220	
02-7030-505035-530900025	SNOW REMOVAL	225,000	
02-7030-505035-530900020	OTHER CONTRACTUAL SERVICES	25,000	
02-7030-505035-530400010	CONTRACT MAINTENANCE SERVICES	125,000	
02-7010-505015-530400010	CONTRACT MAINTENANCE SERVICES	218,400	
02-7020-505030-530900025	SNOW REMOVAL	15,000	
02-7020-505030-530900020	OTHER CONTRACTUAL SERVICES	5,000	
02-7020-505030-530400010	CONTRACT MAINTENANCE SERVICES	20,000	
02-7020-505025-530900020	OTHER CONTRACTUAL SERVICES	6,500	
02-7020-505025-530400010	CONTRACT MAINTENANCE SERVICES	1,102,500	
02-7020-505030-530900030	REFUSE REMOVAL	10,000	
02-7030-505036-530900020	OTHER CONTRACTUAL SERVICES	48,000	
TOTAL CONTRACTUAL SERVICES			2,093,620
Supplies			
02-7030-505035-540900000	OTHER MATERIALS & SUPPLIES	0	
02-7030-505055-540100100	OFFICE SUPPLIES	900	
02-7030-505055-540100905	SUPPLIES MCC STORE	0	
02-7030-505055-540600000	PUBLICATIONS & DUES	900	
02-7090-505050-540100100	OFFICE SUPPLIES	150,000	
02-7090-505050-540100400	MAINTENANCE SUPPLIES	0	
02-7090-505050-540900000	OTHER MATERIALS & SUPPLIES	50,000	
02-7090-505050-540400400	REPAIR MATERIALS & SUPPLIES	125,000	
02-7030-505035-540400400	REPAIR MATERIALS & SUPPLIES	5,000	
02-7010-505015-540100905	SUPPLIES MCC STORE	100	
02-7090-505050-540200000	PRINTING	5,000	
02-7030-505035-540100400	MAINTENANCE SUPPLIES	12,000	
02-7030-505035-540100100	OFFICE SUPPLIES	250	
02-7020-505030-540100400	MAINTENANCE SUPPLIES	10,000	
02-7010-505015-540900000	OTHER MATERIALS & SUPPLIES	0	
02-7010-505015-540600000	PUBLICATIONS & DUES	1,500	
02-7010-505015-540400400	REPAIR MATERIALS & SUPPLIES	275,100	
02-7010-505015-540400300	POSTAGE	50	
02-7010-505015-540200000	PRINTING	250	
02-7010-505015-540100100	OFFICE SUPPLIES	2,500	
02-7010-505015-540400200	COMPUTER SOFTWARE	0	
TOTAL SUPPLIES			638,550

Fd-Prog-Depart-Object	Description	Budget	Sub Total
Travel			
02-7030-505035-550900010	VEHICLE EXPENSE	8,000	
02-7050-505040-550900010	VEHICLE EXPENSE	13,500	
02-7030-505055-550200010	OUT OF DISTRICT TRAVEL	1,000	
02-7010-505015-550200010	OUT OF DISTRICT TRAVEL	1,000	
02-7010-505015-550200005	IN DISTRICT TRAVEL	200	
02-7010-505015-550100005	MEETING EXPENSE IN-DISTRICT	200	
02-7030-505055-550900015	OTHER CONF & MTG EXP	1,000	
02-7010-505015-550900015	OTHER CONF & MTG EXP	400	
TOTAL TRAVEL			25,300
Fixed Charges			
02-7010-505015-560200000	RENTAL - EQUIPMENT	10,000	
02-7030-505035-560200000	RENTAL - EQUIPMENT	7,500	
02-7050-505040-560900005	VEHICLE LEASE	31,500	
02-7090-505050-560200000	RENTAL - EQUIPMENT	3,000	
TOTAL FIXED CHARGES			52,000
Utilities			
02-7020-505030-570100000	GAS	5,500	
02-7060-505045-570400000	WATER/SEWAGE	55,000	
02-7060-505045-570300000	ELECTRICITY	700,000	
02-7060-505045-570100000	GAS	185,000	
02-7020-505030-570300000	ELECTRICITY	11,000	
02-7020-505030-570400000	WATER/SEWAGE	1,000	
TOTAL UTILITIES			957,500
Capital Outlay			
02-7030-505035-580700000	EQUIPMENT	50,000	
02-7090-505050-580200000	SITE IMPROVEMENTS	50,000	
02-7090-505050-580700000	EQUIPMENT	195,000	
02-7090-505050-580900007	ARCHITECTUAL SERVICES	12,000	
02-7090-505050-580900060	BUILDING IMPROVEMENTS	1,135,000	
TOTAL CAPITAL OUTLAY			1,442,000
TOTAL OPERATIONS AND MAINTENANCE FUND 02			196,876

Fd-Prog-Depart-Object	Description	Budget	Sub Total
OPERATIONS AND MAINTENANCE RESTRICTED FUN			
State Government			
03-0000-000000-420900000	REVENUE STATE SOURCES - OTHER	-23,954,726	
	TOTAL STATE GOVERNMENT		-23,954,726
Student Tuition and Fees			
03-0000-000000-440200030	INFRASTRUCTURE FEE	-79,132	
	TOTAL STUDENT TUITION AND FEES		-79,132
Investment Revenue			
03-0000-000000-470900005	INTEREST ON INVESTMENTS	0	
03-0000-000000-470900006	CHANGE IN FAIR VALUE OF INVEST	-185,835	
03-0000-000000-470900007	INVESTMENT TRANSACTION FEES	9,339	
	TOTAL INVESTMENT REVENUE		-176,496
Non Governmental Gifts			
03-0000-000000-480900003	GIFT MCC FOUNDATION	-5,600,000	
	TOTAL NON GOVERNMENTAL GIFTS		-5,600,000
Other Sources			
03-0000-000000-490900100	PROCEEDS FROM CAPITAL LEASE	-1,000,000	
03-0000-000000-490900110	PROCEEDS FROM LEASES	-1,241,619	
	TOTAL OTHER SOURCES		-2,241,619
Contractual Services			
03-8020-501030-530400010	CONTRACT MAINTENANCE SERVICES	50,000	
03-8020-501030-530900020	OTHER CONTRACTUAL SERVICES	100,000	
03-8060-501060-530900020	OTHER CONTRACTUAL SERVICES	0	
	TOTAL CONTRACTUAL SERVICES		150,000
Supplies			
03-8060-501060-540100200	INSTRUCTIONAL SUPPLIES	0	
	TOTAL SUPPLIES		0
Fixed Charges			
03-8060-899999-569999999			
	TOTAL FIXED CHARGES		
Utilities			
03-8060-899999-579999999			
	TOTAL UTILITIES		
Capital Outlay			
03-8060-501060-580600000	EQUIPMENT - INSTRUCTIONAL	4,951,182	
03-6080-501061-580900007	ARCHITECTURAL SERVICES	0	
03-8020-501030-580100000	SITE ACQUISITION	300,000	
03-8020-501030-580900000	OTHER CAPITAL OUTLAY	5,181,858	
03-8020-501030-580900010	SITE IMPROVEMENT	4,495,114	
03-8020-501030-580900060	BUILDING IMPROVEMENTS	9,479,267	
03-8020-501049-580500000	EQUIPMENT - OFFICE	1,241,619	
03-8020-501054-580500000	EQUIPMENT - OFFICE	1,000,000	
03-8060-501060-580300000	BUILDINGS - NEW	29,670,101	
	TOTAL CAPITAL OUTLAY		56,319,141

Fd-Prog-Depart-Object	Description	Budget	Sub Total
Transfers			
03-0000-000000-720200200	TRANSFER - IN	-9,779,267	
TOTAL TRANSFERS			-9,779,267
TOTAL OPERATIONS AND MAINTENANCE RESTRICTED FUND 03			14,637,901
BOND AND INTEREST FUND 04			
Student Tuition and Fees			
04-0000-000000-440200030	INFRASTRUCTURE FEE	-738,561	
TOTAL STUDENT TUITION AND FEES			-738,561
Fixed Charges			
04-8060-501017-560900050	BOND PRINCIPAL	375,000	
04-8060-501017-560900055	INTEREST EXPENSE	249,600	
TOTAL FIXED CHARGES			624,600
TOTAL BOND AND INTEREST FUND 04			-113,961

Fd-Prog-Depart-Object	Description	Budget	Sub Total
AUXILIARY FUND 05			
Student Tuition and Fees			
05-0000-000000-440100300	TUITION-OUT OF STATE	-2,321	
05-0000-000000-440100400	TUITION-INTERNATIONAL STUDENTS	-472	
05-0000-000000-440100200	TUITION-OUT OF DISTRICT	-14,666	
05-0000-000000-440100120	ONLINE-TUITION & FEES	-652	
05-0000-000000-440100100	TUITION-IN DISTRICT	-815,144	
05-0000-000000-440200200	APPLICATION FEE	-30,000	
TOTAL STUDENT TUITION AND FEES			-863,255
Sales and Service Fees			
05-0000-609025-450400018	CORPORATE CENTER OPEN ENROLLME	-185,000	
05-0000-603010-450100026	VENDING RECEIPTS-INTERNAL	0	
05-0000-603010-450100010	CATERING - EXTERNAL	-30,000	
05-0000-603010-450100005	CAFETERIA RECEIPTS	-500,000	
05-0000-603010-450100015	CATERING - INTERNAL	-70,000	
05-0000-603010-450100020	CATERING - CLC	-1,000	
05-0000-603010-450100025	VENDING RECEIPT-OUTSIDE VENDOR	-55,000	
05-0000-604020-450400012	TRAFFIC SAFETY SCHOOL	-425,000	
05-0000-604025-450400010	PARENTING CLASSES	-80,000	
05-0000-602010-450200055	FIN AID BKSTR SALES	-1,000	
05-0000-609020-450900016	FLORAL SHOP SALES	0	
05-0000-602010-450200010	SALES-SOFTWARE	-750	
05-0000-609025-450400025	CE DISCOUNT	3,500	
05-0000-609030-450400016	CONTRACT TRAINING	-151,000	
05-0000-609032-450900009	WORKFORCE PROGRAM REVENUE	-370,000	
05-0000-604030-450400060	CENTER FOR AGRARIAN LEARNING	-7,500	
05-0000-601005-450400014	UNIVERSITY CENTER	-196,710	
05-0000-000000-450400024	CE TUITION	0	
05-0000-401024-450400024	CE TUITION	-80,000	
05-0000-401026-450400046	RAP TUITION	0	
05-0000-401026-450400048	RAP MEMBERSHIP FEES	0	
05-0000-602010-450200020	SALES-SUPPLIES	-45,000	
05-0000-501033-450900100	CULINARY & OTHER MISC.	-2,000	
05-0000-602010-450200035	BOOK BUYBACK COMMISSIONS	0	
05-0000-601010-450400070	PLANETARIUM EVENTS REVENUE	-12,500	
05-0000-601010-450900005	CONFERENCES & RENTAL INCOME	-75,000	
05-0000-601015-450900020	CHILD CARE FEES	-80,000	
05-0000-602010-450200005	SALES-GIFTS	-17,500	
05-0000-602010-450200015	SALES-BOOKS	-690,000	
05-0000-602010-450200025	SALES-CLOTHING	-50,000	
05-0000-602010-450200030	DISCOUNTS EARNED	-2,500	
05-0000-501033-450500100	CULINARY FOOD SALES	-10,000	
TOTAL SALES AND SERVICE FEES			-3,133,960
Facilities Revenue			
05-0000-601010-460900100	SHAH CENTER RENTALS	-25,000	
TOTAL FACILITIES REVENUE			-25,000

Fd-Prog-Depart-Object	Description	Budget	Sub Total
Non Governmental Gifts			
05-0000-000000-480900025	FOUNDATION CONTRIBUTIONS	0	
TOTAL NON GOVERNMENTAL GIFTS			0
Other Sources			
05-0000-404015-490900026	CTR NON-PROFIT LDRSHIP REVENUE	-9,500	
TOTAL OTHER SOURCES			-9,500
Salaries			
05-6090-609022-510600100	FT CLERICAL STAFF	49,275	
05-6080-601005-510100100	FT ADMINISTRATIVE STAFF	108,150	
05-6080-601005-510200100	FT PROF/TECH STAFF	55,000	
05-6080-601010-510200100	FT PROF/TECH STAFF	184,915	
05-6080-601010-510600200	PT CLERICAL STAFF	0	
05-6090-601015-510200200	PT PROF/TECHNICAL STAFF	47,040	
05-6090-601015-510600200	PT CLERICAL STAFF	20,969	
05-6040-605010-510600220	PT SERVICE STAFF	6,184	
05-6090-609022-510200100	FT PROF/TECH STAFF	53,560	
05-6090-601015-510200100	FT PROF/TECH STAFF	47,133	
05-6090-609022-510600200	PT CLERICAL STAFF	0	
05-6090-609025-510200100	FT PROF/TECH STAFF	78,300	
05-6090-609030-510600200	PT CLERICAL STAFF	27,450	
05-6090-609032-510200100	FT PROF/TECH STAFF	58,195	
05-6090-609032-510300215	PT STIPENDS FALL SPRG SUM	37,132	
05-6090-609022-510100100	FT ADMINISTRATIVE STAFF	190,480	
05-4010-401024-510300215	PT STIPENDS FALL SPRG SUM	3,713	
05-4000-604020-510600200	PT CLERICAL STAFF	35,725	
05-6090-601015-510300420	NON-INSTRUCTIONAL OVERLOAD	20,049	
05-4010-401024-510100100	FT ADMINISTRATIVE STAFF	103,000	
05-6040-605010-510300215	PT STIPENDS FALL SPRG SUM	134,400	
05-4010-401024-510600100	FT CLERICAL STAFF	118,663	
05-6010-603010-510100100	FT ADMINISTRATIVE STAFF	77,250	
05-6010-603010-510200100	FT PROF/TECH STAFF	51,953	
05-6010-603010-510600110	FT SERVICE STAFF	44,819	
05-6020-602010-510100100	FT ADMINISTRATIVE STAFF	74,161	
05-6020-602010-510200100	FT PROF/TECH STAFF	53,367	
05-6020-602010-510600100	FT CLERICAL STAFF	84,538	
05-6040-605010-510100100	FT ADMINISTRATIVE STAFF	106,398	
05-6040-605010-510200100	FT PROF/TECH STAFF	148,351	
05-6040-605010-510300110	FT STIPENDS FALL SPRING SUMMER	14,056	
05-6010-603010-510600220	PT SERVICE STAFF	196,140	
05-4000-604025-510200100	FT PROF/TECH STAFF	51,418	
TOTAL SALARIES			2,281,784

Fd-Prog-Depart-Object	Description	Budget	Sub Total
Employee Benefits			
05-6090-609032-520900055	SURS COLLEGE INSURANCE ER CONT	714	
05-6080-601010-520900055	SURS COLLEGE INSURANCE ER CONT	1,387	
05-6090-601015-520100100	EMPLOYER GTL MEDICAL VISION	90	
05-6090-601015-520900055	SURS COLLEGE INSURANCE ER CONT	863	
05-6090-609022-520100100	EMPLOYER GTL MEDICAL VISION	11,472	
05-6090-609022-520900055	SURS COLLEGE INSURANCE ER CONT	2,973	
05-6090-609025-520100100	EMPLOYER GTL MEDICAL VISION	28,478	
05-6090-609025-520900055	SURS COLLEGE INSURANCE ER CONT	587	
05-6090-609030-520100100	EMPLOYER GTL MEDICAL VISION	0	
05-6090-609032-520100100	EMPLOYER GTL MEDICAL VISION	90	
05-4000-604020-520900055	SURS COLLEGE INSURANCE ER CONT	268	
05-6080-601010-520100100	EMPLOYER GTL MEDICAL VISION	24,097	
05-6090-609030-520900055	SURS COLLEGE INSURANCE ER CONT	206	
05-6010-603010-520100100	EMPLOYER GTL MEDICAL VISION	10,996	
05-4000-604025-520900055	SURS COLLEGE INSURANCE ER CONT	386	
05-6080-601005-520900055	SURS COLLEGE INSURANCE ER CONT	811	
05-4010-401024-520900055	SURS COLLEGE INSURANCE ER CONT	1,690	
05-4000-604025-520100100	EMPLOYER GTL MEDICAL VISION	10,936	
05-6010-603010-520900055	SURS COLLEGE INSURANCE ER CONT	2,326	
05-6020-602010-520100100	EMPLOYER GTL MEDICAL VISION	39,524	
05-6020-602010-520900055	SURS COLLEGE INSURANCE ER CONT	1,369	
05-6040-605010-520100100	EMPLOYER GTL MEDICAL VISION	49,228	
05-6040-605010-520900055	SURS COLLEGE INSURANCE ER CONT	2,839	
05-6080-601005-520100100	EMPLOYER GTL MEDICAL VISION	34,399	
05-4010-401024-520100100	EMPLOYER GTL MEDICAL VISION	59,765	
TOTAL EMPLOYEE BENEFITS			285,494

Fd-Prog-Depart-Object	Description	Budget	Sub Total
Contractual Services			
05-6090-601015-530900020	OTHER CONTRACTUAL SERVICES	1,300	
05-6080-601005-530400010	CONTRACT MAINTENANCE SERVICES	0	
05-6080-601010-530900020	OTHER CONTRACTUAL SERVICES	17,500	
05-6090-601015-530400010	CONTRACT MAINTENANCE SERVICES	1,200	
05-6090-601015-530600000	OFFICE SERVICES	1,500	
05-6090-609022-530600000	OFFICE SERVICES	0	
05-6090-609025-530900020	OTHER CONTRACTUAL SERVICES	64,750	
05-6090-609030-530900020	OTHER CONTRACTUAL SERVICES	52,500	
05-6090-609032-530900020	OTHER CONTRACTUAL SERVICES	75,000	
05-6040-605010-530900020	OTHER CONTRACTUAL SERVICES	159,000	
05-4000-604025-530900020	OTHER CONTRACTUAL SERVICES	4,750	
05-4000-604020-530900020	OTHER CONTRACTUAL SERVICES	15,000	
05-6020-602010-530900020	OTHER CONTRACTUAL SERVICES	10,000	
05-4010-401026-530900020	OTHER CONTRACTUAL SERVICES	0	
05-4000-604020-530400010	CONTRACT MAINTENANCE SERVICES	0	
05-4010-401024-530900020	OTHER CONTRACTUAL SERVICES	28,490	
05-6010-603010-530900020	OTHER CONTRACTUAL SERVICES	30,000	
05-3060-303048-530900020	OTHER CONTRACTUAL SERVICES	1,000	
05-6020-602010-530400010	CONTRACT MAINTENANCE SERVICES	50,000	
05-4010-604030-530900020	OTHER CONTRACTUAL SERVICES	2,000	
05-6010-603010-530400010	CONTRACT MAINTENANCE SERVICES	1,000	
05-4040-404015-530900020	OTHER CONTRACTUAL SERVICES	4,000	
TOTAL CONTRACTUAL SERVICES			518,990

Fd-Prog-Depart-Object	Description	Budget	Sub Total
Supplies			
05-6080-601005-540100100	OFFICE SUPPLIES	2,000	
05-6080-601010-540100100	OFFICE SUPPLIES	1,000	
05-6090-601015-540100100	OFFICE SUPPLIES	2,000	
05-6090-601015-540100200	INSTRUCTIONAL SUPPLIES	2,000	
05-6080-601010-540800005	FOOD PURCHASES	7,500	
05-6080-601010-540600000	PUBLICATIONS & DUES	1,500	
05-6080-601010-540400300	POSTAGE	500	
05-6080-601010-540200000	PRINTING	1,000	
05-6080-601010-540100905	SUPPLIES MCC STORE	150	
05-6080-601010-540900000	OTHER MATERIALS & SUPPLIES	3,500	
05-6080-601005-540700000	ADVERTISING	25,000	
05-6080-601005-540600000	PUBLICATIONS & DUES	1,200	
05-6080-601005-540400300	POSTAGE	500	
05-6090-601015-540100905	SUPPLIES MCC STORE	100	
05-6080-601005-540100905	SUPPLIES MCC STORE	1,250	
05-6090-609022-540600000	PUBLICATIONS & DUES	5,000	
05-6040-605010-540900000	OTHER MATERIALS & SUPPLIES	4,000	
05-6040-605010-540600000	PUBLICATIONS & DUES	14,300	
05-6040-605010-540200000	PRINTING	0	
05-6040-605010-540100905	SUPPLIES MCC STORE	500	
05-6040-605010-540100100	OFFICE SUPPLIES	57,000	
05-6080-601005-540200000	PRINTING	3,000	
05-6090-609025-540400300	POSTAGE	0	
05-6020-602010-540800030	SOFTWARE PURCHASES	500	
05-6090-609032-540100100	OFFICE SUPPLIES	0	
05-6090-609032-540600000	PUBLICATIONS & DUES	1,500	
05-6090-609032-540200000	PRINTING	0	
05-6090-609032-540100200	INSTRUCTIONAL SUPPLIES	28,250	
05-6090-609030-540900000	OTHER MATERIALS & SUPPLIES	24,000	
05-6090-609030-540800005	FOOD PURCHASES	1,000	
05-6090-609030-540200000	PRINTING	0	
05-6090-609030-540100100	OFFICE SUPPLIES	0	
05-6090-609020-540100220	SUPPLIES - FLORAL DESIGN	0	
05-6090-609025-540600000	PUBLICATIONS & DUES	500	
05-6090-601015-540200000	PRINTING	200	
05-6090-609025-540200000	PRINTING	0	
05-6090-609025-540100905	SUPPLIES MCC STORE	500	
05-6090-609025-540100100	OFFICE SUPPLIES	0	
05-6090-609022-540900000	OTHER MATERIALS & SUPPLIES	0	
05-6090-609022-540800005	FOOD PURCHASES	5,500	
05-6090-609022-540100100	OFFICE SUPPLIES	2,000	
05-6090-601015-540800005	FOOD PURCHASES	12,000	
05-6090-601015-540600000	PUBLICATIONS & DUES	200	
05-6090-601015-540400200	COMPUTER SOFTWARE	500	
05-6090-609025-540900000	OTHER MATERIALS & SUPPLIES	29,600	
05-4000-604025-540100100	OFFICE SUPPLIES	0	
05-4010-604030-540700000	ADVERTISING	1,000	
05-4010-604030-540600000	PUBLICATIONS & DUES	750	

Fd-Prog-Depart-Object	Description	Budget	Sub Total
05-4010-604030-540400300	POSTAGE	150	
05-4010-604030-540200000	PRINTING	2,500	
05-4010-604030-540100200	INSTRUCTIONAL SUPPLIES	1,200	
05-4010-401024-540900000	OTHER MATERIALS & SUPPLIES	700	
05-4010-401024-540100905	SUPPLIES MCC STORE	50	
05-4010-401024-540100900	IT TECHNOLOGY SUPPLIES	0	
05-4010-401024-540100100	OFFICE SUPPLIES	0	
05-4010-604030-540900000	OTHER MATERIALS & SUPPLIES	6,000	
05-4000-604025-540100200	INSTRUCTIONAL SUPPLIES	500	
05-4010-604030-540100100	OFFICE SUPPLIES	450	
05-4000-604020-540900000	OTHER MATERIALS & SUPPLIES	50,000	
05-4000-604020-540600000	PUBLICATIONS & DUES	1,000	
05-4000-604020-540200000	PRINTING	0	
05-3060-303048-540100100	OFFICE SUPPLIES	100	
05-4000-604020-540100100	OFFICE SUPPLIES	0	
05-6090-609032-540100905	SUPPLIES MCC STORE	12,000	
05-3060-303048-540600000	PUBLICATIONS & DUES	100	
05-3060-303048-540400200	COMPUTER SOFTWARE	200	
05-6020-602010-540800025	GIFT PURCHASES	15,000	
05-4000-604025-540200000	PRINTING	0	
05-6020-602010-540400300	POSTAGE	50	
05-6020-602010-540800021	BOOK PURCHASES	690,000	
05-6020-602010-540800020	BKSTR-FREIGHT & SHIPPING	25,000	
05-6020-602010-540800015	CLOTHING PURCHASES	50,000	
05-6020-602010-540800010	SUPPLY PURCHASES	45,000	
05-4010-401024-540200000	PRINTING	0	
05-6020-602010-540600000	PUBLICATIONS & DUES	2,500	
05-4040-404015-540100100	OFFICE SUPPLIES	500	
05-6020-602010-540200000	PRINTING	15,000	
05-6020-602010-540100905	SUPPLIES MCC STORE	600	
05-6020-602010-540100235	SUPPLIES - GENERAL	3,000	
05-6020-602010-540100100	OFFICE SUPPLIES	2,500	
05-6010-501033-540800005	FOOD PURCHASES	14,000	
05-6020-602010-540700010	PROMOTIONAL EXPENSE	15,000	
05-6010-603010-540900000	OTHER MATERIALS & SUPPLIES	40,000	
05-4040-404015-540800005	FOOD PURCHASES	1,750	
05-6010-501033-540200000	PRINTING	100	
05-4040-404015-540200000	PRINTING	3,000	
05-6010-603010-540100100	OFFICE SUPPLIES	800	
05-6010-603010-540400200	COMPUTER SOFTWARE	550	
05-6010-603010-540600000	PUBLICATIONS & DUES	500	
05-6010-603010-540800005	FOOD PURCHASES	250,000	
05-6010-501033-540100200	INSTRUCTIONAL SUPPLIES	500	
TOTAL SUPPLIES			1,491,300

Fd-Prog-Depart-Object	Description	Budget	Sub Total
Travel			
05-6080-601005-550200005	IN DISTRICT TRAVEL	1,500	
05-6080-601005-550100005	MEETING EXPENSE IN-DISTRICT	10,500	
05-6080-601010-550900015	OTHER CONF & MTG EXP	5,000	
05-6080-601005-550200010	OUT OF DISTRICT TRAVEL	1,500	
05-6080-601010-550100005	MEETING EXPENSE IN-DISTRICT	2,500	
05-6080-601010-550200010	OUT OF DISTRICT TRAVEL	2,500	
05-6090-609022-550100005	MEETING EXPENSE IN-DISTRICT	200	
05-6090-609022-550900015	OTHER CONF & MTG EXP	500	
05-6090-609025-550200005	IN DISTRICT TRAVEL	100	
05-6090-609025-550900015	OTHER CONF & MTG EXP	550	
05-6090-609032-550200005	IN DISTRICT TRAVEL	100	
05-6020-602010-550100005	MEETING EXPENSE IN-DISTRICT	0	
05-6040-605010-550900015	OTHER CONF & MTG EXP	7,000	
05-6090-609030-550200005	IN DISTRICT TRAVEL	400	
05-4010-604030-550900015	OTHER CONF & MTG EXP	2,200	
05-4000-604025-550100005	MEETING EXPENSE IN-DISTRICT	50	
05-4010-401024-550200005	IN DISTRICT TRAVEL	0	
05-4010-604030-550100005	MEETING EXPENSE IN-DISTRICT	750	
05-6040-605010-550400000	RECRUITMENT	3,000	
05-4010-604030-550200010	OUT OF DISTRICT TRAVEL	1,200	
05-4040-404015-550100005	MEETING EXPENSE IN-DISTRICT	150	
05-6010-603010-550900015	OTHER CONF & MTG EXP	200	
05-6020-602010-550900015	OTHER CONF & MTG EXP	500	
05-6020-602010-550200010	OUT OF DISTRICT TRAVEL	4,500	
05-4000-604020-550200005	IN DISTRICT TRAVEL	50	
05-6040-605010-550200010	OUT OF DISTRICT TRAVEL	65,000	
05-4010-604030-550200005	IN DISTRICT TRAVEL	500	
TOTAL TRAVEL			110,450
Fixed Charges			
05-6080-601010-560200000	RENTAL - EQUIPMENT	2,000	
05-4010-604030-560100000	RENTAL - FACILITIES	1,000	
05-6040-605010-560100000	RENTAL - FACILITIES	15,000	
TOTAL FIXED CHARGES			18,000
Utilities			
05-8060-899999-579999999			
TOTAL UTILITIES			
Capital Outlay			
05-8060-899999-589999999			
TOTAL CAPITAL OUTLAY			
Other			
05-4000-604020-590900010	TUITION REFUNDS	10,000	
05-6010-603010-590400010	FEE LOSS/UNCOLLECTABLE	20	
05-6020-602010-590400010	FEE LOSS/UNCOLLECTABLE	1,000	
05-6090-609022-590900070	CORPORATE SPONSORSHIPS	0	
TOTAL OTHER			11,020

Fd-Prog-Depart-Object	Description	Budget	Sub Total
Transfers			
05-0000-000000-720200005	TRANSFERS	-730,000	
TOTAL TRANSFERS			-730,000
TOTAL AUXILIARY FUND 05			-44,677

Fd-Prog-Depart-Object	Description	Budget	Sub Total
RESTRICTED PURPOSES FUND 06			
Local Government			
06-0000-000000-419999999			
TOTAL LOCAL GOVERNMENT			
State Government			
06-0000-904075-420900000	REVENUE STATE SOURCES - OTHER	-1,213	
06-0000-904141-420100900	ICCB SPECIAL INITIATIVE GRANTS	-78,963	
06-0000-904155-420900070	SBDC GRANT REVENUE STATE	0	
06-0000-904182-420100900	ICCB SPECIAL INITIATIVE GRANTS	0	
06-0000-904179-420900000	REVENUE STATE SOURCES - OTHER	-77,811	
06-0000-904181-420109900	OTHER ICCB GRANTS	-94,365	
06-0000-902040-420102100	ADULT EDUCATION - PERFORMANCE	-102,811	
06-0000-901018-420100010	ENGLISH LITERACY/CIVICS	-19,000	
06-0000-902027-420700100	ECACE-EARLY CHILDHOOD ACCESS	0	
06-0000-902024-420900065	MAP GRANT	-125,000	
06-0000-902016-420900040	COMMUNITY LITERACY	-109,663	
06-0000-902014-420101900	ADULT EDUCATION - STATE BASIC	-293,944	
06-0000-902010-420900030	ILL COOPERATIVE WORK STUDY REV	-50,000	
06-0000-000000-420102200	SV35 MIA/ POW DEP	0	
06-0000-902034-420900027	IL GREEN ECONOMY NETWORK	-10,000	
06-0000-902011-420900030	ILL COOPERATIVE WORK STUDY REV	0	
TOTAL STATE GOVERNMENT			-962,770

Fd-Prog-Depart-Object	Description	Budget	Sub Total
Federal Government			
06-0000-904176-430900200	OTHER FED GRANT PASS-THROUGH	0	
06-0000-904152-430100100	US DEPT OF ED DIRECT REVENUE	0	
06-0000-904161-430900150	OTHER FED GRANT-DIRECT	0	
06-0000-904169-430900200	OTHER FED GRANT PASS-THROUGH	0	
06-0000-904170-430900200	OTHER FED GRANT PASS-THROUGH	0	
06-0000-904171-430900200	OTHER FED GRANT PASS-THROUGH	-100,000	
06-0000-904178-430100100	US DEPT OF ED DIRECT REVENUE	-308,904	
06-0000-904172-430900200	OTHER FED GRANT PASS-THROUGH	0	
06-0000-904147-430100100	US DEPT OF ED DIRECT REVENUE	-566,255	
06-0000-904175-430900200	OTHER FED GRANT PASS-THROUGH	0	
06-0000-904177-430100100	US DEPT OF ED DIRECT REVENUE	0	
06-0000-302030-430100055	SEOG	-143,854	
06-0000-904174-430300200	DEPT OF HEALTH&HUMAN PASS THRU	-69,727	
06-0000-302032-430100035	WSF REVENUE FROM DOE	-124,623	
06-0000-901016-430100015	FEDERAL BASIC ADULT EDUCATION	-269,545	
06-0000-904136-430200210	DOL PASS THROUGH REVENUE	0	
06-0000-000000-430100070	FMTA MILITARY TUITION ASSIST.	0	
06-0000-302030-430100045	PELL	-4,400,000	
06-0000-302030-430100053	FED FINANCIAL AID FEES REVENUE	-5,000	
06-0000-901020-430900025	GI BILL STUDENT GRANTS	0	
06-0000-901022-430100005	SBDC GRANT REVENUE FEDERAL	-130,000	
06-0000-901026-430100010	PERKINS IV POSTSECONDARY BASIC	0	
06-0000-902030-430900005	SBDC PROGRAM REVENUE	-6,000	
06-0000-904060-430900060	IRS DEPT OF TREASURY REVENUE	0	
06-0000-904126-430900201	NATIONAL SCIENCE FOUNDATION RV	-9,900	
06-0000-302030-430100050	PELL ADMINISTRATIVE	0	
TOTAL FEDERAL GOVERNMENT			-6,133,808
Non Governmental Gifts			
06-0000-904130-480900000	NON GOVERNMENTAL GIFT OTHER	0	
06-0000-904184-480900000	NON GOVERNMENTAL GIFT OTHER	-100,000	
06-0000-904186-480900000	NON GOVERNMENTAL GIFT OTHER	-29,300	
06-0000-904185-480900000	NON GOVERNMENTAL GIFT OTHER	-100,000	
06-0000-904140-480900000	NON GOVERNMENTAL GIFT OTHER	-119,433	
06-0000-904127-480900000	NON GOVERNMENTAL GIFT OTHER	0	
06-0000-904120-480900000	NON GOVERNMENTAL GIFT OTHER	-4,000	
06-0000-904183-480900000	NON GOVERNMENTAL GIFT OTHER	-100,000	
TOTAL NON GOVERNMENTAL GIFTS			-452,733
Other Sources			
06-0000-900000-490900001	OTHER GRANT REVENUE	-5,000,000	
TOTAL OTHER SOURCES			-5,000,000

Fd-Prog-Depart-Object	Description	Budget	Sub Total
Salaries			
06-3080-904147-510200200	PT PROF/TECHNICAL STAFF	44,990	
06-3020-904178-510200100	FT PROF/TECH STAFF	47,987	
06-3020-904178-510300215	PT STIPENDS FALL SPRG SUM	38,114	
06-3020-904178-510600200	PT CLERICAL STAFF	21,028	
06-3030-904181-510200100	FT PROF/TECH STAFF	77,250	
06-3040-901026-510100100	FT ADMINISTRATIVE STAFF	0	
06-3080-904126-510300100	FT TEACHING FACULTY	0	
06-3080-904126-510300110	FT STIPENDS FALL SPRING SUMMER	0	
06-3080-904126-510300420	NON-INSTRUCTIONAL OVERLOAD	9,900	
06-3080-904147-510100100	FT ADMINISTRATIVE STAFF	86,608	
06-3080-904147-510300110	FT STIPENDS FALL SPRING SUMMER	0	
06-3080-904147-510300215	PT STIPENDS FALL SPRG SUM	0	
06-3080-904147-510300420	NON-INSTRUCTIONAL OVERLOAD	0	
06-4010-904120-510300110	FT STIPENDS FALL SPRING SUMMER	0	
06-4010-904120-510300205	PT INSTRUCTIONAL OTHER	0	
06-4010-904120-510300215	PT STIPENDS FALL SPRG SUM	3,961	
06-4010-904185-510100100	FT ADMINISTRATIVE STAFF	100,000	
06-4020-904169-510300215	PT STIPENDS FALL SPRG SUM	0	
06-3020-904110-510300215	PT STIPENDS FALL SPRG SUM	0	
06-4040-904060-510600200	PT CLERICAL STAFF	0	
06-3020-904178-510100100	FT ADMINISTRATIVE STAFF	73,114	
06-9030-302032-510800005	FEDERAL STUDENT EMPLOYEE	124,623	
06-4040-904060-510200100	FT PROF/TECH STAFF	0	
06-1040-904179-510100100	FT ADMINISTRATIVE STAFF	0	
06-3020-904178-510300110	FT STIPENDS FALL SPRING SUMMER	0	
06-3020-904110-510300110	FT STIPENDS FALL SPRING SUMMER	0	
06-1010-904183-510100100	FT ADMINISTRATIVE STAFF	100,000	
06-1030-904174-510200100	FT PROF/TECH STAFF	47,694	
06-1030-904174-510300110	FT STIPENDS FALL SPRING SUMMER	0	
06-1030-904184-510100100	FT ADMINISTRATIVE STAFF	100,000	
06-1040-904179-510200100	FT PROF/TECH STAFF	49,275	
06-1040-904179-510300110	FT STIPENDS FALL SPRING SUMMER	0	
06-1040-904179-510300215	PT STIPENDS FALL SPRG SUM	0	
06-1040-904179-510300410	FT INSTR STAFF - OVERLOAD	0	
06-1060-901016-510300205	PT INSTRUCTIONAL OTHER	206,000	
06-2080-904140-510100100	FT ADMINISTRATIVE STAFF	56,500	
06-3020-901022-510600200	PT CLERICAL STAFF	0	
06-1030-904174-510300215	PT STIPENDS FALL SPRG SUM	21,424	
06-1060-901018-510300205	PT INSTRUCTIONAL OTHER	18,867	
06-2080-904141-510300215	PT STIPENDS FALL SPRG SUM	0	
06-2080-904141-510200100	FT PROF/TECH STAFF	72,542	
06-3020-901022-510100100	FT ADMINISTRATIVE STAFF	70,889	
06-1060-902040-510600200	PT CLERICAL STAFF	47,272	
06-1060-902040-510200100	FT PROF/TECH STAFF	46,297	
06-1060-902016-510200200	PT PROF/TECHNICAL STAFF	0	
06-1060-902016-510200100	FT PROF/TECH STAFF	39,682	
06-1060-902014-510300205	PT INSTRUCTIONAL OTHER	250,267	
06-1060-902014-510200100	FT PROF/TECH STAFF	22,000	

Fd-Prog-Depart-Object	Description	Budget	Sub Total
TOTAL SALARIES			1,776,284

Fd-Prog-Depart-Object	Description	Budget	Sub Total
Employee Benefits			
06-3040-901026-520100100	EMPLOYER GTL MEDICAL VISION	0	
06-3020-904178-520100100	EMPLOYER GTL MEDICAL VISION	35,746	
06-3030-904181-520100100	EMPLOYER GTL MEDICAL VISION	15,957	
06-3020-904178-520900060	SURS FEDERAL GRANT OBLIGATION	0	
06-3020-904178-520900055	SURS COLLEGE INSURANCE ER CONT	1,454	
06-3030-904181-520900055	SURS COLLEGE INSURANCE ER CONT	1,158	
06-3020-904110-520900055	SURS COLLEGE INSURANCE ER CONT	0	
06-3020-904110-520100100	EMPLOYER GTL MEDICAL VISION	0	
06-3020-901022-520900060	SURS FEDERAL GRANT OBLIGATION	0	
06-3020-901022-520100100	EMPLOYER GTL MEDICAL VISION	24,735	
06-3040-901026-520900055	SURS COLLEGE INSURANCE ER CONT	0	
06-1010-904183-520100100	EMPLOYER GTL MEDICAL VISION	0	
06-3020-901022-520900055	SURS COLLEGE INSURANCE ER CONT	532	
06-3040-901026-520900060	SURS FEDERAL GRANT OBLIGATION	0	
06-3080-904126-520100100	EMPLOYER GTL MEDICAL VISION	0	
06-3080-904126-520900055	SURS COLLEGE INSURANCE ER CONT	0	
06-3080-904126-520900060	SURS FEDERAL GRANT OBLIGATION	0	
06-3080-904147-520100100	EMPLOYER GTL MEDICAL VISION	25,020	
06-3080-904147-520900055	SURS COLLEGE INSURANCE ER CONT	1,637	
06-3080-904147-520900060	SURS FEDERAL GRANT OBLIGATION	0	
06-4010-904120-520100100	EMPLOYER GTL MEDICAL VISION	0	
06-4010-904120-520900055	SURS COLLEGE INSURANCE ER CONT	39	
06-4020-904169-520900060	SURS FEDERAL GRANT OBLIGATION	0	
06-4040-904060-520100100	EMPLOYER GTL MEDICAL VISION	0	
06-4040-904060-520900055	SURS COLLEGE INSURANCE ER CONT	0	
06-2080-904141-520900060	SURS FEDERAL GRANT OBLIGATION	0	
06-4040-904060-520900060	SURS FEDERAL GRANT OBLIGATION	0	
06-1040-904179-520900055	SURS COLLEGE INSURANCE ER CONT	370	
06-1010-904183-520900060	SURS FEDERAL GRANT OBLIGATION	0	
06-2080-904141-520900055	SURS COLLEGE INSURANCE ER CONT	751	
06-1010-904183-520900055	SURS COLLEGE INSURANCE ER CONT	0	
06-1030-904174-520100100	EMPLOYER GTL MEDICAL VISION	90	
06-1030-904174-520900055	SURS COLLEGE INSURANCE ER CONT	519	
06-1040-904179-520100100	EMPLOYER GTL MEDICAL VISION	28,166	
06-1040-904179-520900060	SURS FEDERAL GRANT OBLIGATION	0	
06-1060-901016-520900055	SURS COLLEGE INSURANCE ER CONT	1,545	
06-1060-901016-520900060	SURS FEDERAL GRANT OBLIGATION	0	
06-1060-901018-520900055	SURS COLLEGE INSURANCE ER CONT	133	
06-1060-901018-520900060	SURS FEDERAL GRANT OBLIGATION	0	
06-1060-902014-520100100	EMPLOYER GTL MEDICAL VISION	12,500	
06-1060-902040-520900060	SURS FEDERAL GRANT OBLIGATION	0	
06-1030-904174-520900060	SURS FEDERAL GRANT OBLIGATION	0	
06-1060-902014-520900055	SURS COLLEGE INSURANCE ER CONT	1,877	
06-2080-904140-520900060	SURS FEDERAL GRANT OBLIGATION	0	
06-2080-904140-520100100	EMPLOYER GTL MEDICAL VISION	49,889	
06-2080-904141-520100100	EMPLOYER GTL MEDICAL VISION	4,270	
06-1060-902040-520900055	SURS COLLEGE INSURANCE ER CONT	880	
06-1060-902040-520100100	EMPLOYER GTL MEDICAL VISION	8,362	

Fd-Prog-Depart-Object	Description	Budget	Sub Total
06-1060-902016-520900060	SURS FEDERAL GRANT OBLIGATION	0	
06-1060-902016-520900055	SURS COLLEGE INSURANCE ER CONT	596	
06-1060-902016-520100100	EMPLOYER GTL MEDICAL VISION	7,788	
06-1060-902014-520900060	SURS FEDERAL GRANT OBLIGATION	0	
06-2080-904140-520900055	SURS COLLEGE INSURANCE ER CONT	1,544	
TOTAL EMPLOYEE BENEFITS			225,558
Contractual Services			
06-3080-904147-530900020	OTHER CONTRACTUAL SERVICES	269,000	
06-3080-904152-530900040	MENTAL HEALTH CONTRACTED SERV	0	
06-4020-904130-530900020	OTHER CONTRACTUAL SERVICES	0	
06-4020-902010-530900020	OTHER CONTRACTUAL SERVICES	50,000	
06-4020-902011-530900020	OTHER CONTRACTUAL SERVICES	0	
06-4020-902030-530200000	CONSULTANTS	3,000	
06-4020-902030-530900020	OTHER CONTRACTUAL SERVICES	3,000	
06-4020-904171-530900020	OTHER CONTRACTUAL SERVICES	100,000	
06-4020-904186-530200000	CONSULTANTS	8,000	
06-4020-904186-530900020	OTHER CONTRACTUAL SERVICES	14,100	
06-4040-904060-530900020	OTHER CONTRACTUAL SERVICES	0	
06-8060-904161-530400010	CONTRACT MAINTENANCE SERVICES	0	
06-3040-901026-530900020	OTHER CONTRACTUAL SERVICES	0	
06-2090-904176-530900020	OTHER CONTRACTUAL SERVICES	0	
06-7090-902034-530400005	CONTRACTUAL SERVICES	10,000	
06-1040-904179-530900020	OTHER CONTRACTUAL SERVICES	0	
06-3020-901022-530900020	OTHER CONTRACTUAL SERVICES	16,960	
06-1030-904174-530200000	CONSULTANTS	0	
06-3040-901026-530200000	CONSULTANTS	0	
06-1060-901016-530900020	OTHER CONTRACTUAL SERVICES	40,000	
06-1060-901018-530900020	OTHER CONTRACTUAL SERVICES	0	
06-1060-902014-530900020	OTHER CONTRACTUAL SERVICES	0	
06-1060-902016-530900020	OTHER CONTRACTUAL SERVICES	0	
06-2090-904176-530200000	CONSULTANTS	0	
06-3020-901022-530200000	CONSULTANTS	15,249	
06-3020-904075-530300020	OTHER CONTRACTUAL SERVICES	1,213	
06-3020-904178-530200000	CONSULTANTS	5,000	
06-3030-904181-530900020	OTHER CONTRACTUAL SERVICES	0	
06-2080-904140-530900020	OTHER CONTRACTUAL SERVICES	4,000	
TOTAL CONTRACTUAL SERVICES			539,522

Fd-Prog-Depart-Object	Description	Budget	Sub Total
Supplies			
06-4040-904060-540700000	ADVERTISING	0	
06-3080-904147-540100100	OFFICE SUPPLIES	1,000	
06-3080-904147-540400200	COMPUTER SOFTWARE	115,000	
06-4010-904120-540100200	INSTRUCTIONAL SUPPLIES	0	
06-4020-904169-540100100	OFFICE SUPPLIES	0	
06-4020-904169-540900000	OTHER MATERIALS & SUPPLIES	0	
06-4020-904186-540100200	INSTRUCTIONAL SUPPLIES	550	
06-4020-904186-540700000	ADVERTISING	1,100	
06-4040-904060-540100100	OFFICE SUPPLIES	0	
06-8060-904161-540900000	OTHER MATERIALS & SUPPLIES	0	
06-4040-904060-540100900	IT TECHNOLOGY SUPPLIES	0	
06-8060-904161-540400400	REPAIR MATERIALS & SUPPLIES	0	
06-3040-901026-540100200	INSTRUCTIONAL SUPPLIES	0	
06-3020-904178-540100100	OFFICE SUPPLIES	1,050	
06-4040-904060-540100235	SUPPLIES - GENERAL	0	
06-1040-904179-540100200	INSTRUCTIONAL SUPPLIES	0	
06-3030-904181-540800005	FOOD PURCHASES	0	
06-3020-904178-540200000	PRINTING	466	
06-1030-904174-540100905	SUPPLIES MCC STORE	0	
06-1040-904179-540100905	SUPPLIES MCC STORE	0	
06-1060-901016-540100200	INSTRUCTIONAL SUPPLIES	1,000	
06-1060-901016-540100205	TESTING MATERIALS	15,000	
06-1060-902016-540600000	PUBLICATIONS & DUES	500	
06-3020-904178-540100200	INSTRUCTIONAL SUPPLIES	2,475	
06-1030-904170-540100200	INSTRUCTIONAL SUPPLIES	0	
06-1060-902016-540100200	INSTRUCTIONAL SUPPLIES	59,037	
06-3020-904178-540900000	OTHER MATERIALS & SUPPLIES	1,890	
06-1030-904174-540100100	OFFICE SUPPLIES	0	
06-3020-904178-540600000	PUBLICATIONS & DUES	119	
TOTAL SUPPLIES			199,187

Fd-Prog-Depart-Object	Description	Budget	Sub Total
Travel			
06-4020-904186-550900015	OTHER CONF & MTG EXP	1,650	
06-3020-904178-550100005	MEETING EXPENSE IN-DISTRICT	6,000	
06-3020-904178-550200005	IN DISTRICT TRAVEL	8,785	
06-3020-904178-550200010	OUT OF DISTRICT TRAVEL	15,024	
06-3040-901026-550200010	OUT OF DISTRICT TRAVEL	0	
06-4020-904186-550200005	IN DISTRICT TRAVEL	500	
06-3020-901022-550900015	OTHER CONF & MTG EXP	1,635	
06-3020-904178-550900015	OTHER CONF & MTG EXP	4,024	
06-9010-901038-550200010	OUT OF DISTRICT TRAVEL	0	
06-3080-904147-550900015	OTHER CONF & MTG EXP	20,000	
06-1060-902014-550200010	OUT OF DISTRICT TRAVEL	6,000	
06-3080-904147-550200010	OUT OF DISTRICT TRAVEL	3,000	
06-1030-904174-550200010	OUT OF DISTRICT TRAVEL	0	
06-2080-904177-550900015	OTHER CONF & MTG EXP	0	
06-1060-902014-550200005	IN DISTRICT TRAVEL	300	
06-1060-902014-550900015	OTHER CONF & MTG EXP	1,000	
06-1060-902016-550200005	IN DISTRICT TRAVEL	300	
06-1060-902016-550200010	OUT OF DISTRICT TRAVEL	1,000	
06-1060-902016-550900015	OTHER CONF & MTG EXP	500	
06-2080-904140-550900015	OTHER CONF & MTG EXP	0	
06-2080-904177-550200010	OUT OF DISTRICT TRAVEL	0	
06-1060-901016-550200010	OUT OF DISTRICT TRAVEL	6,000	
TOTAL TRAVEL			75,718
Fixed Charges			
06-8060-899999-569999999			
TOTAL FIXED CHARGES			
Utilities			
06-3020-904178-570500000	TELEPHONE	1,083	
TOTAL UTILITIES			1,083
Capital Outlay			
06-3080-904147-580900060	BUILDING IMPROVEMENTS	0	
06-8060-904161-580900005	MAJOR EQUIPMENT	0	
06-3040-901026-580600000	EQUIPMENT - INSTRUCTIONAL	0	
06-1030-904170-580600000	EQUIPMENT - INSTRUCTIONAL	0	
06-3080-904147-580600000	EQUIPMENT - INSTRUCTIONAL	0	
06-8060-904161-580900060	BUILDING IMPROVEMENTS	0	
TOTAL CAPITAL OUTLAY			0

Fd-Prog-Depart-Object	Description	Budget	Sub Total
Other			
06-9010-902027-590200010	SCHOLARSHIPS	0	
06-3020-904178-590900015	PARTICIPATION STIPEND	18,000	
06-3020-904178-590900200	INDIRECT COSTS ALLOCATION	21,545	
06-3040-302030-590900022	PELL GRANT	4,400,000	
06-3040-302030-590900028	SEOG	143,854	
06-3040-302030-590900052	PELL ADMIN EXPENSE	0	
06-3040-302030-590900053	FED FINANCIAL AID ADMIN EXP	5,000	
06-3080-904126-590200050	PARTICIPANT COSTS-SCHOLARSHIPS	0	
06-3080-904152-590200056	STUDENT ASSIST-TRANSPORTATION	0	
06-4020-904172-590900010	TUITION REFUNDS	0	
06-3020-904178-590900010	TUITION REFUNDS	3,500	
06-4020-904186-590200010	SCHOLARSHIPS	3,400	
06-4040-904060-590900200	INDIRECT COSTS ALLOCATION	0	
06-9010-902024-590900035	ILLINOIS MAP GRANT AWARD	125,000	
06-4020-904169-590900200	INDIRECT COSTS ALLOCATION	0	
06-3080-904126-590900200	INDIRECT COSTS ALLOCATION	0	
06-1040-904179-590200056	STUDENT ASSIST-TRANSPORTATION	0	
06-4020-904175-590900010	TUITION REFUNDS	0	
06-3020-904178-590900000	OTHER EXPENDITURES	2,500	
06-0000-900000-590900001	OTHER EXPENSES	5,000,000	
06-1030-904174-590200010	SCHOLARSHIPS	0	
06-1030-904174-590900200	INDIRECT COSTS ALLOCATION	0	
06-1040-904179-590200054	STUDENT ASSIST-HOUSING	0	
06-1040-904179-590900010	TUITION REFUNDS	0	
06-1040-904179-590900015	PARTICIPATION STIPEND	0	
06-1040-904179-590900200	INDIRECT COSTS ALLOCATION	0	
06-1060-902016-590900200	INDIRECT COSTS ALLOCATION	260	
06-2080-904140-590200055	STUDENT ASSIST-FOOD INSECURITY	2,000	
06-2080-904140-590900200	INDIRECT COSTS ALLOCATION	5,500	
06-2080-904141-590900200	INDIRECT COSTS ALLOCATION	1,400	
06-2080-904177-590400022	PARTICIPATION STIPEND	0	
06-2090-904176-590900015	PARTICIPATION STIPEND	0	
06-3010-901020-590900010	TUITION REFUNDS	0	
06-1040-904179-590200053	STUDENT ASSIST-CHILDCARE	0	
TOTAL OTHER			9,731,959
TOTAL RESTRICTED PURPOSES FUND 06			0
WORKING CASH FUND 07			
Investment Revenue			
07-0000-000000-470900006	CHANGE IN FAIR VALUE OF INVEST	-54,370	
07-0000-000000-470900007	INVESTMENT TRANSACTION FEES	2,732	
TOTAL INVESTMENT REVENUE			-51,638
Transfers			
07-0000-000000-710200100	TRANSFER-OUT	0	
TOTAL TRANSFERS			0
TOTAL WORKING CASH FUND 07			-51,638

Fd-Prog-Depart-Object	Description	Budget	Sub Total
GENERAL FIXED ASSET FUND 08			
Capital Outlay			
08-8010-501016-580500001	ASSET ADDITION CONTRA ACCOUNT	0	
08-8090-000000-580800005	DEPRECIATION BUILDING	0	
08-8090-000000-580800900	AMORTIZATION EXPENSE	0	
08-1010-501016-580500001	ASSET ADDITION CONTRA ACCOUNT	0	
08-7010-501016-580500001	ASSET ADDITION CONTRA ACCOUNT	0	
08-8090-000000-580800010	DEPRECIATION EQUIPMENT	0	
08-6010-501016-580500001	ASSET ADDITION CONTRA ACCOUNT	0	
TOTAL CAPITAL OUTLAY			0
TOTAL GENERAL FIXED ASSET FUND 08			0
GENERAL LONG-TERM DEBT FUND 09			
Other Sources			
09-0000-000000-490900110	PROCEEDS FROM LEASES	0	
TOTAL OTHER SOURCES			0
Employee Benefits			
09-8060-899999-529999999			
TOTAL EMPLOYEE BENEFITS			
Fixed Charges			
09-0000-000000-560900055	INTEREST EXPENSE	0	
09-0000-000000-560600200	LEASE RETIREMENTS	0	
TOTAL FIXED CHARGES			0
TOTAL GENERAL LONG-TERM DEBT FUND 09			0

Fd-Prog-Depart-Object	Description	Budget	Sub Total
TRUST & AGENCY FUND 10			
Non Governmental Gifts			
10-0000-900720-480900000	NON GOVERNMENTAL GIFT OTHER	0	
10-0000-900715-480900000	NON GOVERNMENTAL GIFT OTHER	0	
10-0000-900634-480900000	NON GOVERNMENTAL GIFT OTHER	0	
10-0000-900711-480900000	NON GOVERNMENTAL GIFT OTHER	0	
10-0000-900712-480900000	NON GOVERNMENTAL GIFT OTHER	0	
10-0000-900713-480900000	NON GOVERNMENTAL GIFT OTHER	0	
10-0000-900618-480900000	NON GOVERNMENTAL GIFT OTHER	0	
10-0000-900714-480900000	NON GOVERNMENTAL GIFT OTHER	0	
10-0000-900623-480900000	NON GOVERNMENTAL GIFT OTHER	0	
10-0000-900716-480900000	NON GOVERNMENTAL GIFT OTHER	0	
10-0000-900717-480900000	NON GOVERNMENTAL GIFT OTHER	0	
10-0000-900719-480900000	NON GOVERNMENTAL GIFT OTHER	0	
10-0000-900080-480900000	NON GOVERNMENTAL GIFT OTHER	0	
10-0000-900721-480900000	NON GOVERNMENTAL GIFT OTHER	0	
10-0000-900722-480900000	NON GOVERNMENTAL GIFT OTHER	0	
10-0000-904187-480900000	NON GOVERNMENTAL GIFT OTHER	0	
10-0000-900602-480900000	NON GOVERNMENTAL GIFT OTHER	0	
10-0000-900718-480900000	NON GOVERNMENTAL GIFT OTHER	0	
10-0000-900152-480900000	NON GOVERNMENTAL GIFT OTHER	0	
10-0000-900067-480900000	NON GOVERNMENTAL GIFT OTHER	0	
10-0000-900075-480900000	NON GOVERNMENTAL GIFT OTHER	0	
10-0000-900078-480900000	NON GOVERNMENTAL GIFT OTHER	0	
10-0000-900097-480900000	NON GOVERNMENTAL GIFT OTHER	0	
10-0000-900137-480900000	NON GOVERNMENTAL GIFT OTHER	0	
10-0000-900150-480900000	NON GOVERNMENTAL GIFT OTHER	0	
10-0000-900543-480900000	NON GOVERNMENTAL GIFT OTHER	0	
10-0000-900248-480900000	NON GOVERNMENTAL GIFT OTHER	0	
10-0000-900268-480900000	NON GOVERNMENTAL GIFT OTHER	0	
10-0000-900342-480900000	NON GOVERNMENTAL GIFT OTHER	0	
10-0000-900345-480900000	NON GOVERNMENTAL GIFT OTHER	0	
10-0000-900348-480900000	NON GOVERNMENTAL GIFT OTHER	0	
10-0000-900390-480900000	NON GOVERNMENTAL GIFT OTHER	0	
10-0000-900500-480900000	NON GOVERNMENTAL GIFT OTHER	0	
10-0000-900530-480900000	NON GOVERNMENTAL GIFT OTHER	0	
10-0000-900535-480900000	NON GOVERNMENTAL GIFT OTHER	0	
TOTAL NON GOVERNMENTAL GIFTS			0

Fd-Prog-Depart-Object	Description	Budget	Sub Total
Other Sources			
10-0000-900217-490900050	OTHER MISC INCOME	0	
10-0000-900401-490900050	OTHER MISC INCOME	0	
10-0000-900239-490900050	OTHER MISC INCOME	0	
10-0000-900701-490900050	OTHER MISC INCOME	0	
10-0000-900210-490900050	OTHER MISC INCOME	0	
10-0000-900198-490900050	OTHER MISC INCOME	0	
10-0000-900191-490900050	OTHER MISC INCOME	0	
10-0000-900189-490900050	OTHER MISC INCOME	0	
10-0000-900049-490900050	OTHER MISC INCOME	0	
10-0000-900048-490900050	OTHER MISC INCOME	0	
10-0000-900032-490900050	OTHER MISC INCOME	0	
10-0000-900026-490900050	OTHER MISC INCOME	0	
10-0000-900194-490900050	OTHER MISC INCOME	0	
10-0000-900243-490900050	OTHER MISC INCOME	0	
TOTAL OTHER SOURCES			0

Fd-Prog-Depart-Object	Description	Budget	Sub Total
Other			
10-9010-900530-590200010	SCHOLARSHIPS	0	
10-9010-900619-590200010	SCHOLARSHIPS	0	
10-9010-900618-590200010	SCHOLARSHIPS	0	
10-9010-900617-590200010	SCHOLARSHIPS	0	
10-9010-900610-590200010	SCHOLARSHIPS	0	
10-9010-900602-590200010	SCHOLARSHIPS	0	
10-9010-900535-590200010	SCHOLARSHIPS	0	
10-9010-900638-590200010	SCHOLARSHIPS	0	
10-9010-900390-590200010	SCHOLARSHIPS	0	
10-9010-900543-590200010	SCHOLARSHIPS	0	
10-9010-900628-590200010	SCHOLARSHIPS	0	
10-9010-900345-590200010	SCHOLARSHIPS	0	
10-9010-900636-590200010	SCHOLARSHIPS	0	
10-9010-900623-590200010	SCHOLARSHIPS	0	
10-9010-900709-590200010	SCHOLARSHIPS	0	
10-9010-900710-590200010	SCHOLARSHIPS	0	
10-9010-900718-590200010	SCHOLARSHIPS	0	
10-9010-900719-590200010	SCHOLARSHIPS	0	
10-9010-900720-590200010	SCHOLARSHIPS	0	
10-9010-900722-590200010	SCHOLARSHIPS	0	
10-9010-904187-590200010	SCHOLARSHIPS	0	
10-9010-900635-590200010	SCHOLARSHIPS	0	
10-3090-900204-590900000	OTHER EXPENDITURES	0	
10-9010-900634-590200010	SCHOLARSHIPS	0	
10-3090-900021-590900000	OTHER EXPENDITURES	0	
10-3090-900023-590900000	OTHER EXPENDITURES	0	
10-3090-900024-590900000	OTHER EXPENDITURES	0	
10-3090-900026-590900000	OTHER EXPENDITURES	0	
10-3090-900189-590900000	OTHER EXPENDITURES	0	
10-3090-900191-590900000	OTHER EXPENDITURES	0	
10-3090-900194-590900000	OTHER EXPENDITURES	0	
10-9010-900342-590200010	SCHOLARSHIPS	0	
10-3090-900199-590900000	OTHER EXPENDITURES	0	
10-3090-900210-590900000	OTHER EXPENDITURES	0	
10-3090-900217-590900000	OTHER EXPENDITURES	0	
10-9010-900067-590200010	SCHOLARSHIPS	0	
10-9010-900078-590200010	SCHOLARSHIPS	0	
10-9010-900080-590200010	SCHOLARSHIPS	0	
10-9010-900097-590200010	SCHOLARSHIPS	0	
10-9010-900150-590200010	SCHOLARSHIPS	0	
10-9010-900152-590200010	SCHOLARSHIPS	0	
10-9010-900248-590200010	SCHOLARSHIPS	0	
10-9010-900268-590200010	SCHOLARSHIPS	0	
10-9010-900331-590200010	SCHOLARSHIPS	0	
10-3090-900198-590900000	OTHER EXPENDITURES	0	
TOTAL OTHER			0
TOTAL TRUST & AGENCY FUND 10			0

Fd-Prog-Depart-Object	Description	Budget	Sub Total
AUDIT FUND 11			
Local Government			
11-0000-000000-410100105	REAL ESTATE TAXES	-90,000	
TOTAL LOCAL GOVERNMENT			-90,000
Contractual Services			
11-8020-501034-530100000	AUDIT SERVICES	86,750	
TOTAL CONTRACTUAL SERVICES			86,750
TOTAL AUDIT FUND 11			-3,250
LIABILITY, PROTECTION & SETTLEMENT FUND 12			
Local Government			
12-0000-000000-410100110	REAL ESTATE TAXES-TORT	-692,444	
12-0000-000000-410100115	REAL ESTATE TAXES-SS	-10,000	
TOTAL LOCAL GOVERNMENT			-702,444
Investment Revenue			
12-0000-000000-470900006	CHANGE IN FAIR VALUE OF INVEST	-11,391	
12-0000-000000-470900007	INVESTMENT TRANSACTION FEES	572	
TOTAL INVESTMENT REVENUE			-10,819
Employee Benefits			
12-8060-501038-520200000	WORKERS COMPENSATION INSURANCE	183,400	
12-8060-501038-520400000	UNEMPLOYMENT INSURANCE	50,000	
12-8060-501038-520500000	MEDICARE	337,931	
12-8060-501038-520600000	FICA - SOCIAL SECURITY	30,000	
TOTAL EMPLOYEE BENEFITS			601,331
Fixed Charges			
12-8060-501038-560900060	GENERAL INSURANCE	117,860	
TOTAL FIXED CHARGES			117,860
TOTAL LIABILITY, PROTECTION & SETTLEMENT FUND 12			5,928

Fd-Prog-Depart-Object	Description	Budget	Sub Total
OPEB LIABILITY FUND 17			
Other Sources			
17-0000-000000-490900095	CIP PASS THROUGH REVENUE	-1,500,000	
TOTAL OTHER SOURCES			-1,500,000
Employee Benefits			
17-6010-000000-529990095	STATE ALLOCATED CIP	30,170	
17-8010-000000-529990095	STATE ALLOCATED CIP	3,642	
17-8010-000000-520900056	COLLEGE INSURANCE PROGRAM EXP	3,642	
17-2010-000000-529990095	STATE ALLOCATED CIP	74,013	
17-7010-000000-529990095	STATE ALLOCATED CIP	60,534	
17-9010-000000-529990095	STATE ALLOCATED CIP	149,309	
17-7010-000000-520900056	COLLEGE INSURANCE PROGRAM EXP	60,534	
17-9010-000000-520900056	COLLEGE INSURANCE PROGRAM EXP	149,309	
17-6010-000000-520900056	COLLEGE INSURANCE PROGRAM EXP	30,170	
17-4010-000000-529990095	STATE ALLOCATED CIP	776,361	
17-4010-000000-520900056	COLLEGE INSURANCE PROGRAM EXP	776,361	
17-3010-000000-520900056	COLLEGE INSURANCE PROGRAM EXP	315,673	
17-2010-000000-520900056	COLLEGE INSURANCE PROGRAM EXP	74,013	
17-1010-000000-529990095	STATE ALLOCATED CIP	90,297	
17-1010-000000-520900056	COLLEGE INSURANCE PROGRAM EXP	90,297	
17-3010-000000-529990095	STATE ALLOCATED CIP	315,673	
TOTAL EMPLOYEE BENEFITS			2,999,998
Transfers			
17-8060-899999-729999999			
TOTAL TRANSFERS			
TOTAL OPEB LIABILITY FUND 17			1,499,998

Capital Budgets Report

This page left blank intentionally

Capital Items List (Projects/Items >=\$5,000.00)

FundCode FundName

Supervisor

Dean

VP

FullDeptCode

DeptName

GroupName

GL Object Code

ObjectName

FY25 Budget Narrative

01 Education

Mike Tetreault

Tom McGee

Santos-George

01-1010-101068 Network Security

Capital Outlay

5806000

00

Equipment - Instructional

\$5,000

Increased in lab equipment due to the opening of the lab

Sum

\$5,000

Tom McGee

Tom McGee

Santos-George

01-1020-102016 Manufacturing and Advanced Te

Capital Outlay

5806000

00

Equipment - Instructional

\$25,000

no change

Sum

\$25,000

Nathan Kivley

Tom McGee

Santos-George

01-1030-102030 Automotive

Capital Outlay

5809000

00

Other Capital Outlay

\$204,605

Lab paint and lighting

Sum

\$204,605

Arlene Santos-George

Arlene Santos-George

Santos-George

01-2080-201010 Academic Affairs & Wkforce Dev

Capital Outlay

5806000

00

Equipment - Instructional

\$100,000

Reduced from \$175k. For academic programming needs.

Sum

\$100,000

Joel Chapman

Karen Wiley

Koronkiewicz

01-4010-401034 Fitness Center

Capital Outlay

5806000

00

Equipment - Instructional

\$6,000

Kids @ College Equipment

<i>FundCode FundName</i>						
<i>Supervisor</i>		<i>Dean</i>			<i>VP</i>	
<i>FullDeptCode</i>	<i>DeptName</i>					
<i>GroupName</i>	<i>GL Object Code</i>	<i>ObjectName</i>			<i>FY25 Budget</i>	<i>Narrative</i>
				Sum	\$6,000	
Ryan Klos		Ryan Klos				Haggerty
<i>01-8020-501010 Duplication</i>						
Capital Outlay	5806000	05	Repl Equip--Instructional		\$1,000	Supplies
				Sum	\$1,000	
Ryan Klos		Ryan Klos				Haggerty
<i>01-8030-501032 Marketing & Public Relatn</i>						
Capital Outlay	5805000	00	Equipment - Office		\$1,500	Supplies
				Sum	\$1,500	
HR Open		HR Open				HR Open
<i>01-8040-503010 Human Resources</i>						
Capital Outlay	5809000	00	Other Capital Outlay		\$5,000	Equipment
				Sum	\$5,000	
Robert M Tenuta		Robert M Tenuta				Tenuta
<i>01-8060-501016 General Institutional Exp</i>						
Capital Outlay	5805000	00	Equipment - Office		\$25,000	PBF - Campus furniture for areas as needed
Capital Outlay	5809000	60	Building Improvements		\$25,000	PBF - Campus renovations as needed
				Sum	\$50,000	
Timothy Hopkins		Timothy Hopkins				Hopkins
<i>01-8080-504010 Information Technology</i>						
Capital Outlay	5805000	00	Equipment - Office		\$7,500	IT Equipment
				Sum	\$7,500	

FundCode FundName					
Supervisor		Dean		VP	
FullDeptCode	DeptName				
GroupName	GL Object Code	ObjectName	FY25 Budget Narrative		
G Robert Rasmussen		Timothy Hopkins		Hopkins	
01-8080-504020	Infrastructure and Security				
Capital Outlay	5805000	00	Equipment - Office	\$56,000	IT Equipment
Sum				\$56,000	
Sum				\$461,605	

FundCode FundName

Supervisor

Dean

VP

FullDeptCode

DeptName

GroupName

GL Object Code

ObjectName

FY25 Budget Narrative

02 Operations and Maintenance

Dave Dammon

Dave Dammon

Tenuta

02-7030-505035 Roads & Grounds

Capital Outlay

5807000

00

Equipment

\$50,000

Areator, Gator, and accessories for Ventrac

Sum

\$50,000

Dave Dammon

Dave Dammon

Tenuta

02-7090-505050 Physical Fac Oth

Capital Outlay

5802000

00

Site Improvements

\$50,000

Ground improvements and site construction
mediation/restoration

Capital Outlay

5807000

00

Equipment

\$100,000

PC Initiative: College Entrance Kiosks for Wayfinding and
Direction - with multi-language capabilities 01-8070-506010

Capital Outlay

5807000

00

Equipment

\$25,000

Kitchen and Culinary Service Contract

Capital Outlay

5807000

00

Equipment

\$70,000

PC Initiative: Refresh of A247 (SRC 01-3060-303042): new
furniture (including offices), possible small construction, more
storage space, better lighting, up-to-date technology.

Capital Outlay

5809000

60

Building Improvements

\$1,000,000

See attached List:
Replace 45(to 59) FPB/VAV boxes in the E wing and BAS
controllers TRANE @ \$250,000
Upgrade 2 Boilers and 1 Waterheater in E building to high
efficiency @ \$250,000
ADA Walkways for Athletic Fields @ \$100,000
Dug out Siding- If not paid from FY 24 budget I would like
funding in FY25 @ \$40,000
Locker Room Lights to LED @ \$50,000
Ceiling Tiles Replacement @ \$50,000
Concrete Repair (lifting) to sidewalks @ \$50,000
Exterior repairs to the Fire Training House and Garage @
\$100,000
Additional Office Furniture, hall furniture @ \$110,000

Capital Outlay

5809000

60

Building Improvements

\$135,000

PC Initiative: Storage Shed-Pressbox-Concession Stand(one
bldg), marketing wrapping 05-6040-605010

Capital Outlay

5809000

07

Architectual Services

\$12,000

Need Detail

FundCode FundName					
Supervisor		Dean		VP	
FullDeptCode	DeptName				
GroupName	GL Object Code	ObjectName	FY25 Budget	Narrative	
Sum			\$1,392,000		
Sum			\$1,442,000		

FundCode FundName

Supervisor

Dean

VP

FullDeptCode

DeptName

GroupName

GL Object Code ObjectName

FY25 Budget Narrative

03 Operations and Maintenance Restricted

Robert M Tenuta

Robert M Tenuta

Tenuta

03-8020-501030 Replacement Reserv

Capital Outlay	5801000	00	Site Acquisition	\$300,000	FY2025 2nd Payment for UC building payable in June '24 due 7/1/2024 @ \$300kFY2026 3rd Payment for UC building payable in June '25 due 7/1/2025 @ \$300kFY2027 4th Payment for UC building payable in June '26 due 7/1/2026 @ \$500k
Capital Outlay	5809000	60	Building Improvements	\$9,479,267	***Undesignated Capital Set Aside for use on capital projects pending final Board Approval/Involvement. For Example: Library Renovation Phase I and or Phase II Backfill D&E Buildings Phase II New Programing Space Renovations Other larger projects still in concept phase
Capital Outlay	5809000	00	Other Capital Outlay	\$1,604,190	***Backfill Renovations D & E
Capital Outlay	5809000	00	Other Capital Outlay	\$1,140,168	***Library Renovation Phase I
Capital Outlay	5809000	10	Site Improvement	\$4,495,114	University Center Construction @ \$3,494,000 (80% should hit in FY24 with remainder in FY25) Additional Costs: FFE @ \$427,000, Prox Cards @ \$117,000, and Alarm System @ \$10,000 Soft Costs @ \$447,114 (80% should hit in FY24 with remainder in FY25)
Capital Outlay	5809000	00	Other Capital Outlay	\$1,437,500	Ring Road CDB project (75% State \$1,078,125 and 25% MCC match \$3759,375)
Capital Outlay	5809000	00	Other Capital Outlay	\$1,000,000	***Fire Tower

Sum \$19,456,239

Robert M Tenuta

Robert M Tenuta

Tenuta

03-8020-501049 Leases

Capital Outlay	5805000	00	Equipment - Office	\$1,241,619	Lease accting per GASB
----------------	---------	----	--------------------	-------------	------------------------

Sum \$1,241,619

FundCode FundName						
Supervisor		Dean			VP	
FullDeptCode	DeptName					
GroupName	GL Object Code	ObjectCode	ObjectName	FY25 Budget	Narrative	
Robert M Tenuta		Robert M Tenuta		Tenuta		
03-8020-501054 Capital Leases						
Capital Outlay	5805000	00	Equipment - Office	\$1,000,000	Annual computer (IT) leasing account entries	
Sum				\$1,000,000		
Robert M Tenuta		Robert M Tenuta		Tenuta		
03-8060-501060 CATI Building CDB Project						
Capital Outlay	5803000	00	Buildings - New	\$29,670,101	CATI Building should be finished late August 2024	
Capital Outlay	5806000	00	Equipment - Instructional	\$4,951,182	CATIVideo Wall @ \$314,759.66 (should hit in FY24 and not for FY25 if received prior to 6/30/24)Equipment @ \$4,636,422 (some expense will hit FY24 and FY25 based in timing)	
Sum				\$34,621,283		
Sum				\$56,319,141		

<i>FundCode FundName</i>					
<i>Supervisor</i>		<i>Dean</i>		<i>VP</i>	
<i>FullDeptCode</i>	<i>DeptName</i>				
<i>GroupName</i>	<i>GL Object Code</i>	<i>ObjectName</i>	<i>FY25 Budget</i>		
<i>Grand Total of all Capital Account Codes</i>				\$58,222,746	

FY 2025 Budget

ICCB State Format

This page left blank intentionally

STATE OF ILLINOIS
COMMUNITY COLLEGE DISTRICT NO. 528

FINAL
FISCAL YEAR 2025 BUDGET

McHENRY COUNTY COLLEGE
8900 U.S. HWY 14
CRYSTAL LAKE, IL. 60012

McHenry County College

Community College District No. 528

Budget Calendar

Fiscal Year Ending June 30, 2025

January 2024		
	08-Jan-24	Budget worksheets are prepared and distributed to budget officers.
	08-Jan-24	President's Cabinet establish planning parameters and assumptions regarding revenue projections, new programs, enrollment, capital requests.
	22-Jan-24	Budget managers confer with their Cabinet members regarding budget parameters and assumptions and prepare their budgets for submission.
	31-Jan-24	Extended PC members to hold budget discussion on formation of campus budget.
February 2024		
	26-Feb-24	PC to review initial oversight of budget for compliance with stated missions and to discuss personnel and strategic initiatives
March 2024		
	25-Mar-24	CFO to produce preliminary budget reports for the Cabinet members for review and adjustment as may be needed.
	26-Mar-24	Cabinet members review and revise budget officers requests. Requests are updated through the budget database. All budget worksheets submitted to the CFO for compilation.
May 2024		
	06-May-24	Cabinet members review modified initial budgets based previous review and adjust budget requests as necessary. Based on acceptance of changes/adjustments a draft version of the FY 2024 Tentative Budget will be created.
	06-May-24	Presidents Cabinet initial review of the preliminary budget.Adjustments to the requests or parameters are made as needed.
	14-May-24	Campus Community involvement in new budget construction.
	14-May-24	Optional: Presentation of Tentative Budget to the Board's Finance & Audit Committee.
	15-May-24	Campus Community involvement in new budget construction.
June 2024		
	07-Jun-24	Optional: Budget workshop for overview and discussion if requested by Finance and Audit Committee.
	18-Jun-24	Optional: Tentative budget presentation for COTW Meeting if needed.
	18-Jun-24	Optional: Budget review in Finance & Audit Committee if prior to Committee of the Whole Meeting.
	27-Jun-24	Board approval of Tentative Budget and Public notice of hearing on Budget to be issued. Tentative Budget made available for public inspection.Legal notice of public inspection to be published in local newspaper per statute(Exact Dates TBD).
July 2024		
	01-Jul-24	Tentative Budget goes into effect until Final Budget is adopted.
September 2024		
	02-Sep-24	Cabinet members incorporate any adjustments if needed into the Tentative Budget based upon modifications to revenue assumptions and changes in areas of expenditures.
	26-Sep-24	Board review of Fund Balance Policy and comparison to new budget.
	26-Sep-24	Public Hearing @ 6:00pm for Final Budget. After the Public Hearing the Board is expected to adopt the Final Budget resolution.
	26-Sep-24	Final Budget finalized and signed after adoption by the Board of Trustees.

SUMMARY OF FISCAL YEAR 2025 BUDGET BY FUND

	Beginning Balance	Budgeted Revenues	Budgeted Expenditures	Budgeted Transfers from (to) Other Funds	Budgeted Ending Balance
General					
Education Fund	28,010,604	81,767,372	73,460,291	-11,059,267	25,258,418
Operations and Maintenance Fund	6,356,095	5,865,484	6,062,360	0	6,159,219

Special Revenue

Restricted Purposes Fund	-26,833	12,549,311	12,549,311	0	-26,833
Audit Fund Fund	38,000	90,000	86,750	0	41,250
Liability, Protection, and Settlement Fund	659,012	713,263	719,191	0	653,084
Building Bond Proceeds Fund	0	0	0	0	0

Debt Service

Bond and Interest Fund	645,964	738,561	624,600	0	759,925
Public Building Commission Fund	0	0	0	0	0

Capital Projects

Operations and Maintenance (Restricted) Fund	14,602,688	32,051,973	56,469,141	10,329,267	514,787
Public Building Commission Operation & Maintenance Fund	0	0	0	0	0

Proprietary Fund

Auxiliary Fund	367,887	4,031,715	4,717,038	730,000	412,564
----------------	---------	-----------	-----------	---------	---------


General

OPEB Liability Fund	-21,099,750	1,500,000	2,999,998	0	-22,599,748
---------------------	-------------	-----------	-----------	---	-------------

The Official Budget which is accurately summarized in this document was approved by the Board of Trustees on

9/26/24
Date

ATTEST:


Secretary, Board of Trustees

SUMMARY OF FISCAL YEAR 2025 ESTIMATED REVENUES

	Education Fund	Operations and Maintenance Fund	Public Building Commission Operation & Maintenance Fund	Total Operating Funds
OPERATING REVENUES BY SOURCE				
Local Government				
Local Taxes	25,549,854	2,355,204	0	27,905,058
Payment in Lieu of Taxes	487,908	292,744	0	780,652
Total Local Government	26,037,762	2,647,948		28,685,710
State Government				
Base Operating Grants	4,818,606	1,359,094	0	6,177,700
ICCB Equalization Grant	8,128,930	0	0	8,128,930
State Grants	82,330	0	0	82,330
Illinois State Board of Education	350,000	0	0	350,000
Total State Government	13,379,866	1,359,094		14,738,960
Federal Government				
Dept. Of Education - Direct Grants	0	0	0	0
Dept. Of Education - Other Sources	0	0	0	0
Total Federal Government	0			0
Student Tuition and Fees				
Resident	10,062,996	1,694,316	0	11,757,312
Out-of-District	156,588	30,484	0	187,072
Out-of-State	21,414	4,825	0	26,239
International	14,449	981	0	15,430
Student Fees	2,068,560	0	0	2,068,560
Other Student Tuition and Fees	796,050	0	0	796,050
Total Student Tuition and Fees	13,120,057	1,730,606		14,850,663
Sales and Service Fees				
Public Service/Community Education/Customized Traini	176,000	0	0	176,000
Other Sales and Service	17,500	0	0	17,500
Total Sales and Service Fees	193,500			193,500
Facilities Revenue				
Facility/Misc Rentals	18,966	0	0	18,966
Total Facilities Revenue	18,966			18,966
Investment Revenue				
Investment Revenue	363,399	91,836	0	455,235
Total Investment Revenue	363,399	91,836		455,235
Non Governmental Gifts				
Non Governmental Gifts	11,000	0	0	11,000
Total Non Governmental Gifts	11,000			11,000
Other Sources				
Other Revenues	28,642,822	36,000	0	28,678,822
Total Other Sources	28,642,822	36,000		28,678,822

SUMMARY OF FISCAL YEAR 2025 OPERATING BUDGETED EXPENDITURES

	Education Fund	Operations and Maintenance Fund	Public Building Commission Operation Maintenance Fund	Total Operating Funds	%
<u>BY PROGRAM</u>					
Instruction	20,862,576	0	0	20,862,576	23.04
Academic Support	3,640,561	0	0	3,640,561	4.02
Student Services	4,546,831	0	0	4,546,831	5.02
Public Service/Continuing Education	1,205,568	0	0	1,205,568	1.33
Operation & Maintenance of Plant	0	6,062,360	0	6,062,360	6.70
Institutional Support	54,088,022	0	0	54,088,022	59.75
Scholarships, Student Grants & Waivers	125,000	0	0	125,000	0.14
Total 2025 Budgeted Expenditures	84,519,558	6,062,360	0	90,581,918	100.00
Less Nonoperating Items*					
Tuition Chargeback	0	0	0	0	0.00
Instructional Service Contracts	75,000	0	0	75,000	0.08
Adjusted Expenditures	84,444,558	6,062,360	0	90,506,918	99.92

*Interdistrict activity that does not generate related local district credit hours are subtracted to allow for statewide comparisons.

BY OBJECT

Salaries	30,757,480	656,305	0	31,413,785	34.68
Employee Benefits	32,499,747	197,085	0	32,696,832	36.10
Contractual Services	3,305,948	2,093,620	0	5,399,568	5.96
Supplies	3,037,736	638,550	0	3,676,286	4.06
Travel	452,223	25,300	0	477,523	0.53
Fixed Charges	1,643,872	52,000	0	1,695,872	1.87
Utilities	231,780	957,500	0	1,189,280	1.31
Capital Outlay	461,605	1,442,000	0	1,903,605	2.10
Other	969,900	0	0	969,900	1.07
Contingency	100,000	0	0	100,000	0.11
Interfund Transfer Out	11,059,267	0	0	11,059,267	12.21

Total 2025 Budgeted Expenditures	84,519,558	6,062,360	0	90,581,918	100.00
Less Nonoperating Items*					
Tuition Chargeback	0	0	0	0	0.00
Instructional Service Contracts	75,000	0	0	75,000	0.08
Adjusted Expenditures	84,444,558	6,062,360	0	90,506,918	99.92

*Interdistrict activity that does not generate related local district credit hours are subtracted to allow for statewide comparisons.

FISCAL YEAR 2025 BUDGETED EXPENDITURES

Education	Appropriations	Totals
Instruction		
Salaries	17,426,034	
Employee Benefits	2,098,134	
Contractual Services	217,584	
General Materials and Supplies	731,654	
Travel and Conference/Meeting Expense	79,015	
Fixed Charges	42,550	
Utilities	4,000	
Capital Outlay	234,605	
Other	29,000	
Provision for Contingency	0	
		20,862,576
Academic Support		
Salaries	2,530,729	
Employee Benefits	346,949	
Contractual Services	175,500	
General Materials and Supplies	351,363	
Travel and Conference/Meeting Expense	85,620	
Fixed Charges	0	
Utilities	0	
Capital Outlay	100,000	
Other	50,400	
Provision for Contingency	0	
		3,640,561
Student Services		
Salaries	3,061,977	
Employee Benefits	833,448	
Contractual Services	402,533	
General Materials and Supplies	177,197	
Travel and Conference/Meeting Expense	71,176	
Fixed Charges	0	
Utilities	0	
Capital Outlay	0	
Other	500	
Provision for Contingency	0	
		4,546,831

Public Service/Continuing Education

Salaries	836,834	
Employee Benefits	206,673	
Contractual Services	89,476	
General Materials and Supplies	56,620	
Travel and Conference/Meeting Expense	9,965	
Fixed Charges	0	
Utilities	0	
Capital Outlay	6,000	
Other	0	
Provision for Contingency	0	
		1,205,568

Institutional Support

Salaries	6,901,906	
Employee Benefits	29,014,543	
Contractual Services	2,420,855	
General Materials and Supplies	1,669,902	
Travel and Conference/Meeting Expense	206,447	
Fixed Charges	1,601,322	
Utilities	227,780	
Capital Outlay	121,000	
Other	765,000	
Provision for Contingency	100,000	
		43,028,755

Scholarships, Student Grants & Waivers

Salaries	0	
Employee Benefits	0	
Contractual Services	0	
General Materials and Supplies	0	
Travel and Conference/Meeting Expense	0	
Fixed Charges	0	
Utilities	0	
Capital Outlay	0	
Other	125,000	
Provision for Contingency	0	
		125,000

Interfund Transfers Out

11,059,267

Total Education Fund Expenditures

84,468,558

FISCAL YEAR 2025 BUDGETED EXPENDITURES

Operations and Maintenance	Appropriations	Totals
<hr/>		
Operation & Maintenance of Plant		
Salaries	656,305	
Employee Benefits	197,085	
Contractual Services	2,093,620	
General Materials and Supplies	638,550	
Travel and Conference/Meeting Expense	25,300	
Fixed Charges	52,000	
Utilities	957,500	
Capital Outlay	1,442,000	
Other	0	
Provision for Contingency	0	
	<hr/>	6,062,360
Interfund Transfers Out		0
		<hr/>
Total Operations and Maintenance Fund Expenditures		6,062,360
		<hr/>
Total Operating Fund Expenditures		79,471,651
		<hr/> <hr/>

FISCAL YEAR 2025 BUDGETED REVENUES

Operations and Maintenance Restricted	Revenues	Totals
State Government		
Other State Sources	23,954,726	23,954,726
Student Tuition and Fees		
Student Fees	79,132	79,132
Investment Revenue		
Investment Revenue	176,496	176,496
Non Governmental Gifts		
Non Governmental Gifts	5,600,000	5,600,000
Other Sources		
Other Revenues	2,241,619	2,241,619
Interfund Transfers		
Transfers In	10,329,267	10,329,267
Total Operations and Maintenance Restricted Revenues		42,381,240

FISCAL YEAR 2025 BUDGETED EXPENDITURES

Auxiliary Services		
Salaries	0	
Employee Benefits	0	
Contractual Services	0	
General Materials and Supplies	0	
Travel and Conference/Meeting Expense	0	
Fixed Charges	0	
Utilities	0	
Capital Outlay	0	
Other	0	
Provision for Contingency	0	
		0

Institutional Support

Salaries	0	
Employee Benefits	0	
Contractual Services	150,000	
General Materials and Supplies	0	
Travel and Conference/Meeting Expense	0	
Fixed Charges	0	
Utilities	0	
Capital Outlay	56,319,141	
Other	0	
Provision for Contingency	0	
		56,469,141

Interfund Transfers Out

0

Total Operations and Maintenance Restricted Expenditures

56,469,141

FISCAL YEAR 2025 BUDGETED REVENUES

Bond and Interest	Revenues	Totals
Student Tuition and Fees		
Student Fees	738,561	738,561
Total Bond and Interest Revenues		738,561

FISCAL YEAR 2025 BUDGETED EXPENDITURES

Institutional Support		
Salaries	0	
Employee Benefits	0	
Contractual Services	0	
General Materials and Supplies	0	
Travel and Conference/Meeting Expense	0	
Fixed Charges	624,600	
Utilities	0	
Capital Outlay	0	
Other	0	
Provision for Contingency	0	
		624,600
Interfund Transfers Out		0
Total Bond and Interest Expenditures		624,600

FISCAL YEAR 2025 BUDGETED REVENUES

Auxiliary	Revenues	Totals
Student Tuition and Fees		
Resident	815,796	815,796
Out-of-District	14,666	14,666
Out-of-State	2,321	2,321
International	472	472
Application Fees	30,000	30,000
Sales and Service Fees		
Food/Cafeteria	656,000	656,000
Bookstore	806,750	806,750
Public Service/Community Education/Custom	1,134,210	1,134,210
Other Sales and Service	537,000	537,000
Facilities Revenue		
Facility/Misc Rentals	25,000	25,000
Other Sources		
Other Revenues	9,500	9,500
Transfers		
Transfers In	730,000	730,000
	<hr/>	<hr/>
Total Auxiliary Revenues		4,761,715
		<hr/> <hr/>

FISCAL YEAR 2025 BUDGETED EXPENDITURES

Student Services		
Salaries	0	
Employee Benefits	0	
Contractual Services	1,000	
General Materials and Supplies	400	
Travel and Conference/Meeting Expense	0	
Fixed Charges	0	
Utilities	0	
Capital Outlay	0	
Other	0	
Provision for Contingency	0	
	<hr/>	1,400
		<hr/>

Public Service/Continuing Education

Salaries	312,519	
Employee Benefits	73,045	
Contractual Services	54,240	
General Materials and Supplies	69,550	
Travel and Conference/Meeting Expense	4,900	
Fixed Charges	1,000	
Utilities	0	
Capital Outlay	0	
Other	10,000	
Provision for Contingency	0	
		525,254

Auxiliary Services

Salaries	1,969,265	
Employee Benefits	212,449	
Contractual Services	463,750	
General Materials and Supplies	1,421,350	
Travel and Conference/Meeting Expense	105,550	
Fixed Charges	17,000	
Utilities	0	
Capital Outlay	0	
Other	1,020	
Provision for Contingency	0	
		4,190,384

Interfund Transfers Out

0

Total Auxiliary Expenditures

4,717,038

FISCAL YEAR 2025 BUDGETED REVENUES

Restricted Purposes	Revenues	Totals
State Government		
State Grants	19,000	19,000
Special Initiatives Grant	78,963	78,963
Adult Education - State Basic Grant	293,944	293,944
Adult Education - Performance Grants	102,811	102,811
Other State Grant	94,365	94,365
Other State Sources	373,687	373,687
Federal Government		
Dept. Of Education - Direct Grants	5,948,181	5,948,181
Dept. Of Education - Other Sources	185,627	185,627
Non Governmental Gifts		
Non Governmental Gifts	452,733	452,733
Other Sources		
Other Revenues	5,000,000	5,000,000
	<hr/>	<hr/>
Total Restricted Purposes Revenues		12,549,311
		<hr/> <hr/>

FISCAL YEAR 2025 BUDGETED EXPENDITURES

Other		
Salaries	0	
Employee Benefits	0	
Contractual Services	0	
General Materials and Supplies	0	
Travel and Conference/Meeting Expense	0	
Fixed Charges	0	
Utilities	0	
Capital Outlay	0	
Other	5,000,000	
Provision for Contingency	0	
	<hr/>	5,000,000
		<hr/>

Instruction

Salaries	948,778	
Employee Benefits	62,826	
Contractual Services	40,000	
General Materials and Supplies	75,537	
Travel and Conference/Meeting Expense	15,100	
Fixed Charges	0	
Utilities	0	
Capital Outlay	0	
Other	260	
Provision for Contingency	0	
		1,142,501

Academic Support

Salaries	129,042	
Employee Benefits	56,454	
Contractual Services	4,000	
General Materials and Supplies	0	
Travel and Conference/Meeting Expense	0	
Fixed Charges	0	
Utilities	0	
Capital Outlay	0	
Other	8,900	
Provision for Contingency	0	
		198,396

Student Services

Salaries	469,880	
Employee Benefits	106,239	
Contractual Services	307,422	
General Materials and Supplies	122,000	
Travel and Conference/Meeting Expense	58,468	
Fixed Charges	0	
Utilities	1,083	
Capital Outlay	0	
Other	4,594,399	
Provision for Contingency	0	
		5,659,491

Public Service/Continuing Education

Salaries	103,961	
Employee Benefits	39	
Contractual Services	178,100	
General Materials and Supplies	1,650	
Travel and Conference/Meeting Expense	2,150	
Fixed Charges	0	
Utilities	0	
Capital Outlay	0	
Other	3,400	
Provision for Contingency	0	
		289,300

Operation & Maintenance of Plant

Salaries	0	
Employee Benefits	0	
Contractual Services	10,000	
General Materials and Supplies	0	
Travel and Conference/Meeting Expense	0	
Fixed Charges	0	
Utilities	0	
Capital Outlay	0	
Other	0	
Provision for Contingency	0	
		10,000

Institutional Support

Salaries	0	
Employee Benefits	0	
Contractual Services	0	
General Materials and Supplies	0	
Travel and Conference/Meeting Expense	0	
Fixed Charges	0	
Utilities	0	
Capital Outlay	0	
Other	0	
Provision for Contingency	0	
		0

Scholarships, Student Grants & Waivers

Salaries	124,623	
Employee Benefits	0	
Contractual Services	0	
General Materials and Supplies	0	
Travel and Conference/Meeting Expense	0	
Fixed Charges	0	
Utilities	0	
Capital Outlay	0	
Other	125,000	
Provision for Contingency	0	
		249,623

Interfund Transfers Out

0

Total Restricted Purposes Expenditures

12,549,311

FISCAL YEAR 2025 BUDGETED REVENUES

Working Cash	Revenues	Totals
Investment Revenue		
Investment Revenue	51,638	51,638
	<hr/>	<hr/>
Total Working Cash Revenues		51,638
		<hr/> <hr/>

FISCAL YEAR 2025 BUDGETED EXPENDITURES

Revenue		
Salaries	0	
Employee Benefits	0	
Contractual Services	0	
General Materials and Supplies	0	
Travel and Conference/Meeting Expense	0	
Fixed Charges	0	
Utilities	0	
Capital Outlay	0	
Other	0	
Provision for Contingency	0	
	<hr/>	0
Interfund Transfers Out		0
		<hr/>
Total Working Cash Expenditures		0
		<hr/> <hr/>

FISCAL YEAR 2025 BUDGETED REVENUES

Audit	Revenues	Totals
Local Government		
Local Taxes	90,000	90,000
	<hr/>	<hr/>
Total Audit Revenues		90,000
		<hr/> <hr/>

FISCAL YEAR 2025 BUDGETED EXPENDITURES

Institutional Support		
Salaries	0	
Employee Benefits	0	
Contractual Services	86,750	
General Materials and Supplies	0	
Travel and Conference/Meeting Expense	0	
Fixed Charges	0	
Utilities	0	
Capital Outlay	0	
Other	0	
Provision for Contingency	0	
	<hr/>	86,750
Interfund Transfers Out		0
		<hr/>
Total Audit Expenditures		86,750
		<hr/> <hr/>

FISCAL YEAR 2025 BUDGETED REVENUES

Liability, Protection & Settlement	Revenues	Totals
Local Government		
Local Taxes	702,444	702,444
Investment Revenue		
Investment Revenue	10,819	10,819
	<hr/>	<hr/>
Total Liability, Protection & Settlement Revenues		713,263
		<hr/> <hr/>

FISCAL YEAR 2025 BUDGETED EXPENDITURES

Institutional Support		
Salaries	0	
Employee Benefits	601,331	
Contractual Services	0	
General Materials and Supplies	0	
Travel and Conference/Meeting Expense	0	
Fixed Charges	117,860	
Utilities	0	
Capital Outlay	0	
Other	0	
Provision for Contingency	0	
	<hr/>	719,191
Interfund Transfers Out		0
		<hr/>
Total Liability, Protection & Settlement Expenditures		719,191
		<hr/> <hr/>

FISCAL YEAR 2025 BUDGETED REVENUES

OPEB Liability	Revenues	Totals
Other Sources		
Other Revenues	1,500,000	1,500,000
	<hr/>	<hr/>
Total OPEB Liability Revenues		1,500,000
		<hr/> <hr/>

FISCAL YEAR 2025 BUDGETED EXPENDITURES

Instruction

Salaries	0	
Employee Benefits	180,594	
Contractual Services	0	
General Materials and Supplies	0	
Travel and Conference/Meeting Expense	0	
Fixed Charges	0	
Utilities	0	
Capital Outlay	0	
Other	0	
Provision for Contingency	0	
	<hr/>	180,594

Academic Support

Salaries	0	
Employee Benefits	148,026	
Contractual Services	0	
General Materials and Supplies	0	
Travel and Conference/Meeting Expense	0	
Fixed Charges	0	
Utilities	0	
Capital Outlay	0	
Other	0	
Provision for Contingency	0	
	<hr/>	148,026

Student Services

Salaries	0	
Employee Benefits	631,346	
Contractual Services	0	
General Materials and Supplies	0	
Travel and Conference/Meeting Expense	0	
Fixed Charges	0	
Utilities	0	
Capital Outlay	0	
Other	0	
Provision for Contingency	0	

		631,346
Public Service/Continuing Education		
Salaries	0	
Employee Benefits	1,552,722	
Contractual Services	0	
General Materials and Supplies	0	
Travel and Conference/Meeting Expense	0	
Fixed Charges	0	
Utilities	0	
Capital Outlay	0	
Other	0	
Provision for Contingency	0	
		1,552,722
Auxiliary Services		
Salaries	0	
Employee Benefits	60,340	
Contractual Services	0	
General Materials and Supplies	0	
Travel and Conference/Meeting Expense	0	
Fixed Charges	0	
Utilities	0	
Capital Outlay	0	
Other	0	
Provision for Contingency	0	
		60,340
Operation & Maintenance of Plant		
Salaries	0	
Employee Benefits	121,068	
Contractual Services	0	
General Materials and Supplies	0	
Travel and Conference/Meeting Expense	0	
Fixed Charges	0	
Utilities	0	
Capital Outlay	0	
Other	0	
Provision for Contingency	0	
		121,068

Institutional Support

Salaries	0	
Employee Benefits	7,284	
Contractual Services	0	
General Materials and Supplies	0	
Travel and Conference/Meeting Expense	0	
Fixed Charges	0	
Utilities	0	
Capital Outlay	0	
Other	0	
Provision for Contingency	0	
		7,284

Scholarships, Student Grants & Waivers

Salaries	0	
Employee Benefits	298,618	
Contractual Services	0	
General Materials and Supplies	0	
Travel and Conference/Meeting Expense	0	
Fixed Charges	0	
Utilities	0	
Capital Outlay	0	
Other	0	
Provision for Contingency	0	
		298,618

Interfund Transfers Out

0

Total OPEB Liability Expenditures

2,999,998

McHenry County College

Proposed Capital Outlay Expenditures

Fiscal Year 2025

Instruction

01-1010-101068-580600000	Increased in lab equipment due to the opening of the lab	5,000	
			5,000
01-1020-102016-580600000	no change	25,000	
			25,000
01-1030-102030-580900000	Lab paint and lighting	204,605	
			204,605
TOTAL INSTRUCTION CAPITAL OUTLAY			234,605

Academic Support

01-2080-201010-580600000	Reduced from \$175k. For academic programming needs.	100,000	
			100,000
TOTAL ACADEMIC SUPPORT CAPITAL OUTLAY			100,000

Public Service/Continuing Education

01-4010-401034-580600000	Kids @ College Equipment	6,000	
			6,000
TOTAL PUBLIC SERVICE/CONTINUING EDUCATION CAPITAL OUTLAY			6,000

Institutional Support

01-8020-501010-580600005	Supplies	1,000	
			1,000
01-8060-501016-580500000	PBF - Campus furniture for areas as needed	25,000	
01-8060-501016-580900060	PBF - Campus renovations as needed	25,000	
			50,000
01-8030-501032-580500000	Supplies	1,500	
			1,500
01-8040-503010-580900000	Equipment	5,000	
			5,000
01-8080-504010-580500000	IT Equipment	7,500	
			7,500
01-8080-504020-580500000	IT Equipment	56,000	
			56,000
TOTAL INSTITUTIONAL SUPPORT CAPITAL OUTLAY			121,000

TOTAL EDUCATION FUND CAPITAL OUTLAY	461,605
--	----------------

Operation & Maintenance of Plant

02-7030-505035-580700000	Aerator, Gator, and accessories for Ventrac	50,000	
			50,000
02-7090-505050-580200000	Ground improvements and site construction mediation/restoration	50,000	
02-7090-505050-580900007	Need Detail	12,000	
02-7090-505050-580700000	PC Initiative: Refresh of A247 (SRC 01-3060-303042): new furniture (including offices), possible small construction, more storage space, better lighting, up-to-date technology.	70,000	
02-7090-505050-580700000	PC Initiative: College Entrance Kiosks for Wayfinding and Direction - with multi-language capabilities 01-8070-506010	100,000	
02-7090-505050-580900060	PC Initiative: Storage Shed-Pressbox-Concession Stand(one bldg), marketing wrapping 05-6040-605010	135,000	
02-7090-505050-580900060	See attached List: Replace 45(to 59) FPB/VAV boxes in the E wing and BAS controllers TRANE @ \$250,000 Upgrade 2 Boilers and 1 Waterheater in E building to high efficiency @ \$250,000 ADA Walkways for Athletic Fields @ \$100,000 Dug out Siding- If not paid from FY 24 budget I would like funding in FY25 @ \$40,000 Locker Room Lights to LED @ \$50,000 Ceiling Tiles Replacement @ \$50,000 Concrete Repair (lifting) to sidewalks @ \$50,000 Exterior repairs to the Fire Training House and Garage @ \$100,000 Additional Office Furniture, hall furniture @ \$110,000	1,000,000	
02-7090-505050-580700000	Kitchen and Culinary Service Contract	25,000	
			1,392,000
TOTAL OPERATION & MAINTENANCE OF PLANT CAPITAL OUTLAY			1,442,000
TOTAL OPERATIONS AND MAINTENANCE FUND CAPITAL OUTLAY			1,442,000

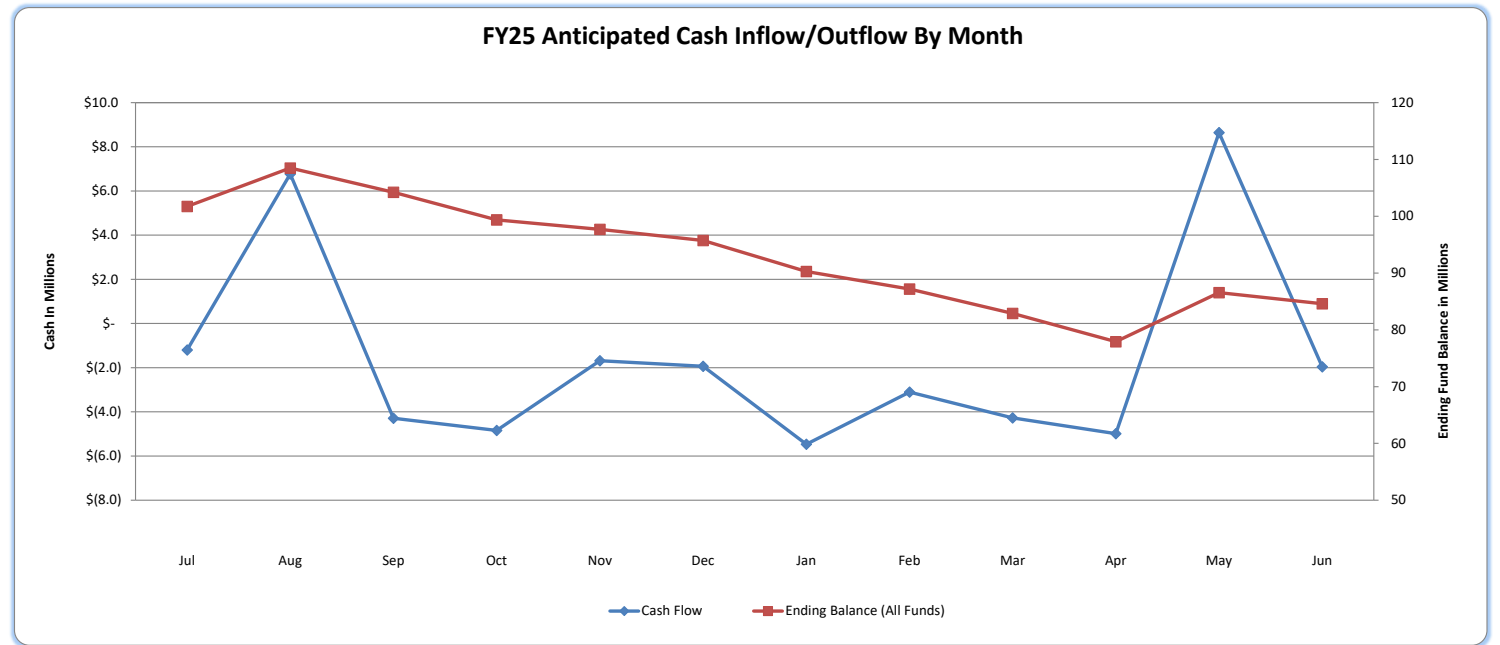
Institutional Support		
03-8020-501030-580900000	***Fire Tower	1,000,000
03-8020-501030-580900000	***Backfill Renovations D & E	1,604,190
03-8020-501030-580100000	FY2025 2nd Payment for UC building payable in June '24 due 7/1/2024 @ \$300k FY2026 3rd Payment for UC building payable in June '25 due 7/1/2025 @ \$300k FY2027 4th Payment for UC building payable in June '26 due 7/1/2026 @ \$500k	300,000
03-8020-501030-580900060	***Undesignated Capital Set Aside for use on capital projects pending final Board Approval/Involvement. For Example: Library Renovation Phase I and or Phase II Backfill D&E Buildings Phase II New Programing Space Renovations Other larger projects still in concept phase	9,479,267
03-8020-501030-580900000	***Library Renovation Phase I	1,140,168
03-8020-501030-580900000	Ring Road CDB project (75% State \$1,078,125 and 25% MCC match \$3759,375)	1,437,500
03-8020-501030-580900010	University Center Construction @ \$3,494,000 (80% should hit in FY24 with remainder in FY25) Additional Costs: FFE @ \$427,000, Prox Cards @ \$117,000, and Alarm System @ \$10,000 Soft Costs @ \$447,114 (80% should hit in FY24 with remainder in FY25)	4,495,114
		19,456,239
03-8020-501049-580500000	Lease accting per GASB	1,241,619
		1,241,619
03-8020-501054-580500000	Annual computer (IT) leasing account entries	1,000,000
		1,000,000
03-8060-501060-580300000	CATI Building should be finished late August 2024	29,670,101
03-8060-501060-580600000	CATI Video Wall @ \$314,759.66 (should hit in FY24 and not for FY25 if received prior to 6/30/24) Equipment @ \$4,636,422 (some expense will hit FY24 and FY25 based in timing)	4,951,182
		34,621,283
TOTAL INSTITUTIONAL SUPPORT CAPITAL OUTLAY		56,319,141
TOTAL OPERATIONS AND MAINTENANCE RESTRICTED FUND CAPITAL OUTLAY		56,319,141

Cash Flow Budget

This page left blank intentionally

FY25 Estimated Cash Flow

Beginning Balance (All Funds)		102,921,588	101,720,005	108,491,369	104,204,545	99,362,971	97,679,249	95,742,313	90,276,281	87,169,693	82,897,738	77,915,187	86,554,686	102,921,588
Cat	Category Description	Jul	Aug	Sep	Oct	Nov	Dec	Jan	Feb	Mar	Apr	May	Jun	Total
41	Local Governmental Sources	527,659	12,507,581	350,790	448,068	-	2,948	-	-	-	848,971	14,456,087	336,051	29,478,154
42	State Governmental Sources	4,774,637	1,974,892	3,228,036	2,248,521	4,318,588	4,310,657	2,228,693	3,929,955	3,251,829	2,415,078	2,676,811	4,298,760	39,656,456
43	Federal Governmental Sources	738,510	305,464	499,292	347,787	667,972	666,745	344,720	607,860	502,972	373,549	414,032	664,905	6,133,808
44	Student Tuition & Fees	1,990,406	823,274	1,345,673	937,342	1,800,292	1,796,986	929,077	1,638,283	1,355,592	1,006,775	1,115,884	1,792,027	16,531,611
45	Sales & Service Fees	399,428	165,708	270,855	188,667	362,360	361,695	187,003	329,751	272,852	202,642	224,604	360,697	3,326,262
46	Facilities Revenue	3,664	3,664	3,664	3,664	3,664	3,664	3,664	3,664	3,664	3,664	3,664	3,664	43,966
47	Investment Revenue	57,849	57,849	57,849	57,849	57,849	57,849	57,849	57,849	57,849	57,849	57,849	57,849	694,188
48	Nongovernmental Gifts, Scholarships, Grants & Bequests	730,073	301,974	493,588	343,814	660,341	659,128	340,782	600,916	497,226	369,281	409,302	657,309	6,063,733
49	Other Revenue	3,119,162	3,119,162	3,119,162	3,119,162	3,119,162	3,119,162	3,119,162	3,119,162	3,119,162	3,119,162	3,119,162	3,119,162	37,429,941
Net Cash Inflow		12,341,389	19,259,566	9,368,908	7,694,873	10,990,228	10,978,833	7,210,949	10,287,440	9,061,146	8,396,971	22,477,393	11,290,422	139,358,119
51	Salaries	3,001,464	2,865,034	3,137,895	2,865,034	2,865,034	3,001,464	2,728,604	2,865,034	3,001,464	3,137,895	2,865,034	3,137,895	35,471,853
52	Employee Benefits	3,114,626	2,973,052	3,256,200	2,973,052	2,973,052	3,114,626	2,831,478	2,973,052	3,114,626	3,256,200	2,973,052	3,256,200	36,809,213
53	Contractual Services	729,736	298,589	638,017	325,369	401,690	381,605	557,679	801,371	613,246	484,706	1,047,741	415,079	6,694,830
54	General Materials & Supplies	584,978	239,358	511,453	260,825	322,006	305,906	447,052	642,403	491,596	388,554	839,900	332,740	5,366,773
55	Travel & Conference/Meeting	55,308	55,308	55,308	55,308	55,308	55,308	55,308	55,308	55,308	55,308	55,308	55,308	663,691
56	Fixed Charges	204,694	204,694	204,694	204,694	204,694	204,694	204,694	204,694	204,694	204,694	204,694	204,694	2,456,332
57	Utilities	99,197	99,197	99,197	99,197	99,197	99,197	99,197	99,197	99,197	99,197	99,197	99,197	1,190,363
58	Capital Outlay	4,851,896	4,851,896	4,851,896	4,851,896	4,851,896	4,851,896	4,851,896	4,851,896	4,851,896	4,851,896	4,851,896	4,851,896	58,222,746
59	Other Expenditures	892,740	892,740	892,740	892,740	892,740	892,740	892,740	892,740	892,740	892,740	892,740	892,740	10,712,879
60	Contingency	8,333	8,333	8,333	8,333	8,333	8,333	8,333	8,333	8,333	8,333	8,333	8,333	100,000
Net Cash Outflow		13,542,973	12,488,201	13,655,733	12,536,448	12,673,950	12,915,769	12,676,981	13,394,028	13,333,101	13,379,522	13,837,895	13,254,081	157,688,680
Net Cash (Out)/In Flow		(1,201,583)	6,771,365	(4,286,824)	(4,841,574)	(1,683,722)	(1,936,936)	(5,466,032)	(3,106,588)	(4,271,954)	(4,982,551)	8,639,499	(1,963,659)	(18,330,561)
Ending Balance (All Funds)		101,720,005	108,491,369	104,204,545	99,362,971	97,679,249	95,742,313	90,276,281	87,169,693	82,897,738	77,915,187	86,554,686	84,591,027	84,591,027



This page left blank intentionally

Historical & Statistical Information

This page left blank intentionally

ENDING FUND BALANCE BY FUND-MCHENRY COUNTY COLLEGE

FY	01 Education Fund	02 Operations & Maintenance Fund	03 Operations & Maintenance (Restricted) Fund	04 Bond & Interest Fund	05 Auxilliary Enterprises Fund	06 Restricted Purposes Fund	07 Working Cash Fund	10 Trust & Agency Fund	11 Audit Fund	12 Liability Protection & Settlement Fund	All Funds	08 ⁽¹⁾ General Fixed Asset Fund	09 ⁽¹⁾ General Long- Debt Fund	17 ⁽¹⁾ OPEB Liability	Total Of All Funds
2008	14,376,767	1,275,072	4,610,581	-	310,800	51,681	2,804,810	-	283,234	3,756,219	27,469,164	34,084,319	(6,818,327)	-	54,735,156
2009	15,026,720	1,957,085	6,333,894	-	319,029	51,681	2,810,719	-	242,029	3,147,359	29,888,516	34,841,945	(15,571,153)	-	49,159,308
2010	18,102,114	3,654,494	7,964,902	-	811,640	51,681	2,811,516	-	151,727	2,271,676	35,819,750	34,024,483	(14,094,092)	-	55,750,141
2011	20,787,146	4,310,159	10,200,757	-	1,520,370	51,681	2,814,249	-	64,912	1,283,763	41,033,037	34,437,939	(12,607,632)	-	62,863,344
2012	19,374,545	5,547,232	13,046,400	-	1,853,907	72,063	2,817,154	-	(40,101)	320,836	42,992,036	37,068,468	(10,423,352)	-	69,637,152
2013	19,649,623	4,672,822	11,707,028	-	2,088,052	64,643	2,820,030	-	47,736	801,510	41,851,444	41,683,670	(8,208,905)	-	75,326,209
2014	18,387,214	5,715,263	10,896,967	-	1,912,834	60,260	2,821,100	-	62,702	678,115	40,534,455	47,924,544	(8,873,881)	-	79,585,118
2015	18,291,358	7,188,155	10,787,562	-	1,353,262	51,623	2,835,564	-	79,017	790,024	41,376,565	48,096,765	(7,681,992)	-	81,791,338
2016	16,869,224	7,589,495	10,747,947	-	947,291	42,263	2,861,877	-	86,998	862,425	40,007,520	48,027,123	(6,662,802)	-	81,371,841
2017	17,178,954	8,011,018	18,625,300	-	438,628	33,704	2,873,334	-	79,500	805,344	48,045,782	50,027,170	(15,223,183)	-	82,849,769
2018	18,354,274	8,975,643	7,466,552	(82,352)	225,811	23,178	2,881,170	-	75,367	736,571	38,656,214	63,381,587	(13,265,552)	(26,030,570)	62,741,679
2019	19,814,385	9,514,021	5,221,169	14,305	224,674	7,748	2,966,245	-	68,374	696,447	38,527,368	66,992,000	(12,262,958)	(27,495,528)	65,760,882
2020	22,245,549	6,863,766	5,541,186	124,439	8,597	483	3,048,914	390,048	60,664	593,619	38,877,265	71,696,118	(11,388,252)	(27,919,259)	71,265,872
2021	24,117,766	8,193,267	5,654,508	221,886	522,810	(4,525)	3,056,600	410,950	58,348	618,749	42,850,359	70,248,226	(10,700,905)	(27,928,385)	74,469,295
2022	25,093,593	5,779,438	7,914,874	334,743	167,528	(11,346)	3,010,717	403,874	52,685	635,329	43,381,435	73,557,934	(10,180,383)	(27,518,845)	79,240,141
2023	24,719,477	5,786,437	9,578,171	443,504	122,085	(14,295)	3,033,493	421,199	48,973	602,799	44,741,843	76,971,160	(12,743,878)	(23,568,094)	85,401,031
2024*	28,010,604	6,356,095	14,602,688	645,964	367,887	(26,833)	2,000,562	416,275	38,000	659,012	53,070,254	81,121,524	(10,170,440)	(21,099,750)	102,921,588
MCC Average Fund Balance from 2008 through 2024															
	19,524,294	5,939,585	9,143,612	66,033	801,707	33,283	2,891,718	101,629	88,885	1,162,549	39,753,297	52,066,466	(11,044,203)	(10,028,793)	70,746,767
MCC Budgeted FY25 Estimated Ending Fund Balance															
	25,258,418	6,159,219	514,787	759,925	412,564	(26,833)	2,052,200	416,275	41,250	653,084	36,240,889	81,121,524	(10,170,440)	(22,599,748)	84,592,225
Difference Between the Average (FY08-FY24) Fund Balances and MCC Estimated FY25 Ending Fund Balance*															
	5,734,124	219,634	(8,628,825)		(389,143)	(60,116)	(839,518)	314,646	(47,635)	(509,465)	(3,512,408)	29,055,058	873,763		13,845,458
Most Current Available State Average FY2022 **															
	25,796,407	6,984,938	23,680,703	1,831,418	3,687,244	5,562,604	10,473,656		65,065	2,494,874	80,576,910				80,576,910
Difference Between the State Average Fund Balances and MCC Estimated FY25 Ending Fund Balances															
	(537,989)	(825,719)	(23,165,916)	(1,071,493)	(3,274,680)	(5,589,437)	(8,421,456)	416,275	(23,815)	(1,841,790)	(44,336,021)				

⁽¹⁾ Calculations exclude Fund 08, Fund 09 and Fund 17 for comparison purposes across the State

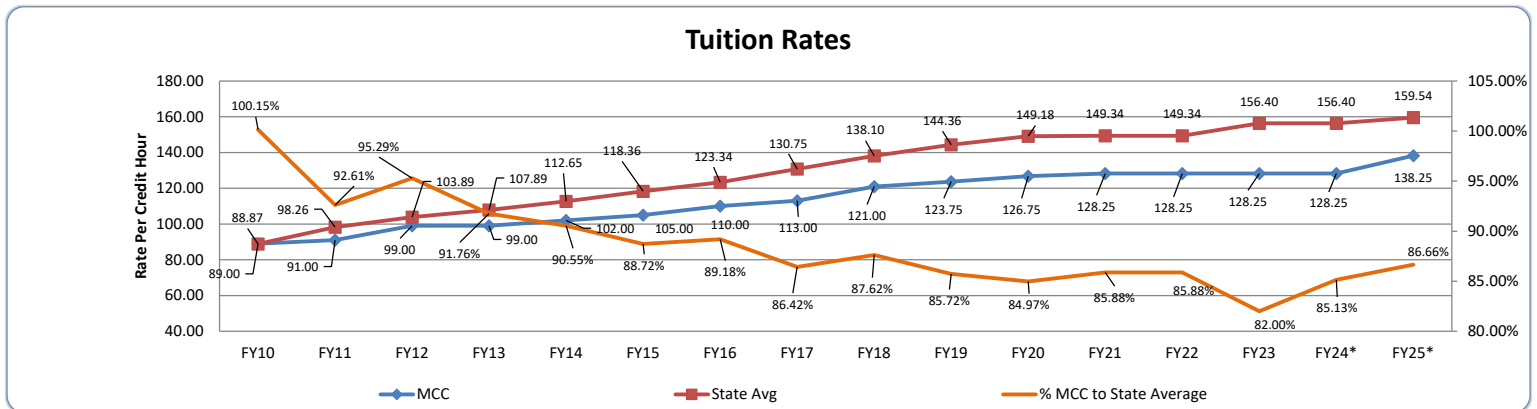
*Balances are estimated due to the fiscal year not being closed

**Most current data available for the State

**ILLINOIS COMMUNITY COLLEGE
TUITION AND FEE RATES
PER SEMESTER HOUR**

Dist.	College	FY10	FY11	FY12	FY13	FY14	FY15	FY16	FY17	FY18	FY19	FY20	FY21	FY22	FY23	FY24*	FY25*
501	Kaskaskia College	81.00	88.00	96.00	104.00	111.00	119.00	131.00	149.00	149.00	149.00	152.00	152.00	152.00	155.00	155.00	155.00
502	College of DuPage	116.00	129.00	132.00	136.00	140.00	144.00	135.00	135.00	135.00	136.00	138.00	138.00	138.00	144.00	144.00	147.00
503	Black Hawk College	89.50	94.50	98.50	107.50	115.00	120.00	135.00	147.00	149.00	149.00	149.00	149.00	149.00	164.00	164.00	164.00
504	Triton College	72.00	93.00	101.00	106.00	103.00	121.00	129.00	129.00	134.00	139.00	149.00	149.00	149.00	164.00	164.00	169.00
505	Parkland College	92.00	102.00	107.00	112.00	117.50	131.50	140.50	157.00	164.00	164.00	171.00	171.00	171.00	178.50	178.50	178.50
506	Sauk Valley Community College	89.00	99.00	99.00	101.00	103.00	107.00	111.00	120.00	134.00	139.00	151.00	146.00	146.00	163.00	163.00	168.00
507	Danville Area Community College	91.00	101.00	107.00	110.00	120.00	125.00	115.00	125.00	135.00	155.00	165.00	160.00	160.00	180.00	180.00	185.00
508	City Colleges of Chicago	91.50	100.33	102.33	102.33	102.33	102.33	116.86	116.86	146.00	146.00	146.00	146.00	146.00	146.00	146.00	153.00
509	Elgin Community College	91.00	91.00	99.00	105.00	109.00	114.00	119.00	125.00	129.00	132.00	132.00	132.00	132.00	132.00	132.00	135.00
510	South Suburban College	103.75	115.75	125.75	125.75	137.75	137.75	135.00	135.00	145.00	169.75	169.75	169.75	169.75	169.75	169.75	169.75
511	Rock Valley College	74.00	80.00	93.00	93.00	97.00	101.00	101.00	110.00	125.00	125.00	130.00	130.00	130.00	137.00	137.00	139.00
512	Harper College	104.00	112.50	118.50	122.50	124.50	126.25	135.25	135.25	141.00	148.75	152.50	152.50	152.50	154.50	154.50	157.50
513	Illinois Valley Community College	69.75	75.75	83.52	91.77	101.00	111.00	111.60	116.60	122.60	133.00	133.00	133.00	133.00	139.60	139.60	144.60
514	Illinois Central College	87.00	93.00	102.00	106.50	115.00	125.00	135.00	140.00	143.00	150.00	150.00	155.00	155.00	160.00	160.00	165.00
515	Prairie State College	92.00	97.00	104.00	116.00	124.00	140.50	159.00	171.00	174.00	174.00	174.00	174.00	174.00	174.00	174.00	174.00
516	Waubensee Community College	90.00	98.00	100.00	102.00	105.00	112.00	118.00	126.00	134.00	136.00	140.00	140.00	140.00	143.00	143.00	146.00
517	Lake Land College	84.80	92.80	95.80	100.80	107.80	115.30	115.30	126.30	133.00	137.00	137.67	142.67	142.67	142.17	142.17	146.67
518	Carl Sandburg College	131.00	134.50	138.00	138.00	140.00	145.00	150.00	155.00	160.00	165.00	186.00	170.00	170.00	175.00	175.00	175.00
519	Highland Community College	91.00	103.00	108.00	114.00	131.00	118.00	123.00	129.00	141.00	173.00	178.00	186.00	186.00	194.00	194.00	204.00
520	Kankakee Community College	84.00	99.00	107.00	113.00	117.00	125.00	135.00	142.00	147.00	154.00	165.00	165.00	165.00	169.00	169.00	171.00
521	Rend Lake College	79.00	88.00	96.00	96.00	95.00	100.00	110.00	125.00	125.00	130.00	135.00	135.00	135.00	150.00	150.00	150.00
522	Southwestern Illinois College	85.00	93.00	99.00	104.00	108.00	111.00	114.00	114.00	122.00	122.00	122.00	122.00	122.00	122.00	122.00	122.00
523	Kishwaukee College	83.00	89.00	98.00	100.00	112.00	125.00	131.00	141.00	142.00	159.00	164.00	164.00	164.00	164.00	164.00	164.00
524	Moraine Valley Community College	92.00	100.00	108.00	121.00	126.00	131.00	133.00	139.00	142.00	145.00	151.00	151.00	151.00	159.00	159.00	159.00
525	Joliet Junior College	93.00	103.00	103.00	107.00	107.00	115.00	115.00	125.00	144.00	146.00	148.00	148.00	148.00	151.00	151.00	151.00
526	Lincoln Land Community College	90.00	94.00	100.50	107.00	110.00	114.50	121.00	126.00	132.00	140.50	144.00	144.00	144.00	153.00	153.00	156.00
527	Morton College	80.00	99.00	99.00	99.00	99.00	110.50	114.50	121.00	128.00	136.00	148.00	148.00	148.00	152.00	152.00	155.00
528	McHenry County College	89.00	91.00	99.00	99.00	102.00	105.00	110.00	113.00	121.00	123.75	126.75	128.25	128.25	128.25	133.25	138.25
529	Illinois Eastern Community College	67.00	86.00	86.00	89.00	92.00	92.00	98.00	108.00	115.00	120.00	132.00	132.00	132.00	146.00	146.00	171.00
530	John A. Logan College	76.00	84.00	92.00	92.00	97.00	99.00	109.00	109.00	115.00	120.00	130.00	130.00	130.00	145.00	145.00	145.00
531	Shawnee Community College	77.00	87.00	92.00	92.00	95.00	95.00	99.00	109.00	115.00	125.00	140.00	140.00	140.00	155.00	155.00	155.00
532	College of Lake County	95.00	106.00	109.00	112.00	112.00	121.00	129.00	135.00	138.00	141.00	144.00	147.00	147.00	160.50	160.50	160.50
533	Southeastern Illinois College	79.00	87.00	92.00	92.00	95.00	97.00	99.00	113.00	126.00	130.00	134.00	136.00	136.00	144.00	144.00	152.00
534	Spoon River College	89.00	100.00	103.00	113.00	125.00	135.00	140.00	150.00	160.00	165.00	170.00	170.00	170.00	193.00	193.00	198.00
535	Oakton Community College	88.60	91.00	91.00	93.75	100.34	108.25	111.25	123.25	136.25	141.25	138.25	141.25	141.25	141.25	141.25	141.25
536	Lewis & Clark Community College	94.00	104.00	110.00	114.00	118.00	121.00	128.00	128.00	143.00	148.00	148.00	148.00	148.00	148.00	148.00	148.00
537	Richland Community College	83.00	89.00	96.00	101.00	107.00	114.00	114.00	129.00	133.00	147.00	153.00	153.00	153.00	153.00	153.00	156.00
539	John Wood Community College	107.00	127.00	130.00	133.00	133.00	142.00	142.00	157.00	160.00	163.00	163.00	163.00	163.00	170.00	170.00	170.00
540	Heartland Community College	95.00	115.00	131.00	136.00	139.00	139.00	142.00	144.00	148.00	153.00	158.00	163.00	163.00	180.00	180.00	183.00

State Average **88.87 98.26 103.89 107.89 112.65 118.36 123.34 130.75 138.10 144.36 149.18 149.34 149.34 156.40 156.53 159.54**

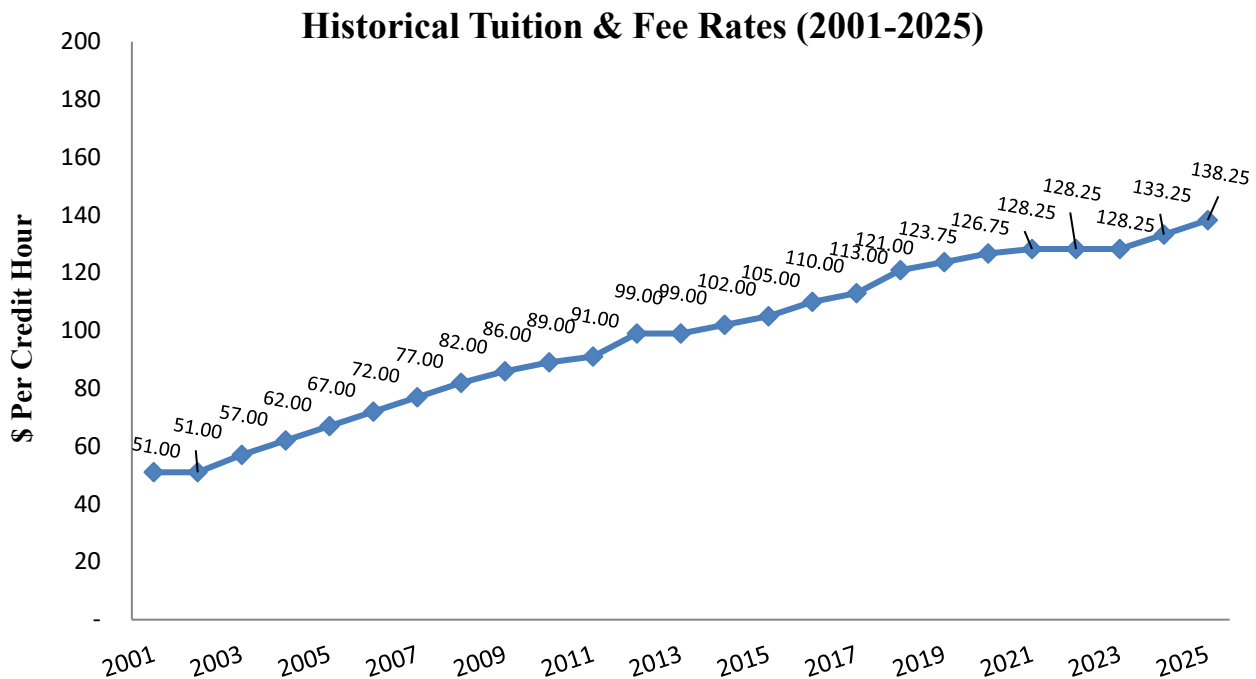


* numbers have not been officially verified for all colleges or ICCB as of this printing

**McHENRY COUNTY COLLEGE
COMMUNITY COLLEGE DISTRICT NUMBER 528**

**HISTORY OF TUITION AND FEE RATES
FY2001 thru FY2025**

<u>Fiscal Year</u>	<u>Tuition</u>	<u>Technology</u>	<u>Total</u>	<u>% Change</u>
2001	46.00	5.00	51.00	8.5%
2002	46.00	5.00	51.00	0.0%
2003	49.00	8.00	57.00	11.8%
2004	53.00	9.00	62.00	8.8%
2005	58.00	9.00	67.00	8.1%
2006	63.00	9.00	72.00	7.5%
2007	68.00	9.00	77.00	6.9%
2008	73.00	9.00	82.00	6.5%
2009	77.00	9.00	86.00	4.9%
2010	80.00	9.00	89.00	3.5%
2011	82.00	9.00	91.00	2.2%
2012	90.00	9.00	99.00	8.8%
2013	90.00	9.00	99.00	0.0%
2014	93.00	9.00	102.00	3.0%
2015	96.00	9.00	105.00	2.9%
2016	101.00	9.00	110.00	4.8%
2017	104.00	9.00	113.00	2.7%
2018	104.00	17.00	121.00	7.1%
2019	107.00	16.75	123.75	2.3%
2020	110.00	16.75	126.75	2.4%
2021	111.50	16.75	128.25	1.2%
2022	111.50	16.75	128.25	0.0%
2023	111.50	16.75	128.25	0.0%
2024	116.50	16.75	133.25	3.9%
2025	121.50	16.75	138.25	3.8%



**McHENRY COUNTY COLLEGE
COMMUNITY COLLEGE DISTRICT NUMBER 528**

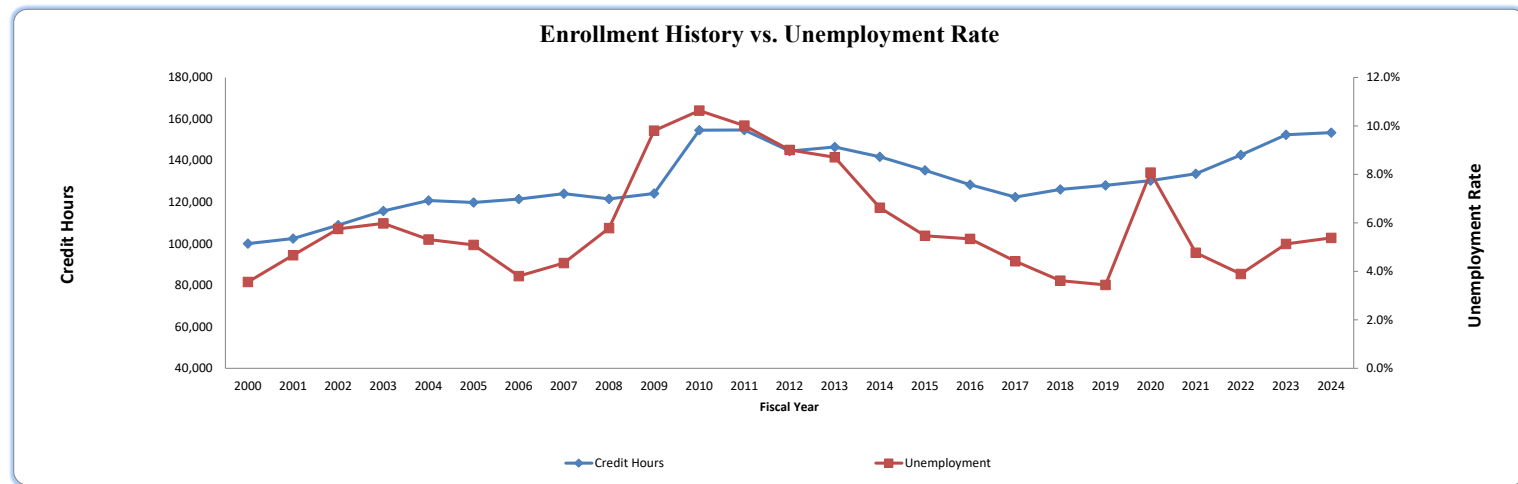
**ENROLLMENT HISTORY vs. McHENRY COUNTY UNEMPLOYMENT RATE
FY2000 thru FY2024***

Fiscal Year	Credit Hours**	Percent Change	Summer Enrollment		Fall Enrollment		Spring Enrollment		Unemployment***	Chng
			Headcount	FTE	Headcount	FTE	Headcount	FTE		
2000	100,033	21.9%	3,394	797	6,393	2,975	6,547	2,897	3.6%	
2001	102,502	2.5%	3,538	805	6,816	3,063	6,778	2,965	4.7%	1.1%
2002	108,926	6.3%	3,797	872	6,958	3,213	6,926	3,176	5.8%	1.1%
2003	115,741	6.3%	3,895	973	7,112	3,421	6,939	3,323	6.0%	0.2%
2004	120,788	4.4%	3,984	1,026	7,110	3,606	6,916	3,421	5.3%	-0.7%
2005	119,872	-0.8%	3,883	1,038	6,991	3,574	6,689	3,366	5.1%	-0.2%
2006	121,521	1.4%	3,914	1,000	6,926	3,601	6,880	3,500	3.8%	-1.3%
2007	124,079	2.1%	3,854	1,009	6,792	3,651	6,598	3,613	4.3%	0.5%
2008	121,574	-2.0%	3,710	1,600	6,510	3,600	6,539	3,584	5.8%	1.4%
2009	124,189	2.2%	3,475	1,660	6,585	3,698	6,514	3,671	9.8%	4.0%
2010	154,620	28.04%	3,782	2,977	7,555	4,678	7,551	4,571	10.6%	0.8%
2011	154,737	0.1%	3,982	1,163	7,853	4,693	7,610	4,458	10.0%	-0.6%
2012	144,578	-6.6%	3,935	1,178	7,465	4,327	7,189	4,146	9.0%	-1.0%
2013	146,581	1.4%	3,816	1,078	6,976	4,320	7,492	4,347	8.7%	-0.3%
2014	141,828	-3.2%	3,692	1,078	7,332	4,327	6,948	4,020	6.6%	-2.1%
2015	135,345	-4.6%	3,358	1,001	7,307	4,033	6,973	3,988	5.5%	-1.2%
2016	128,393	-5.1%	3,172	914	6,821	3,888	6,919	3,756	5.3%	-0.1%
2017	122,406	-4.7%	3,125	891	6,696	3,726	6,711	3,543	4.4%	-0.9%
2018	126,130	3.0%	2,829	825	7,160	3,860	7,240	3,724	3.6%	-0.8%
2019	128,048	1.5%	2,998	879	7,283	3,877	7,306	3,780	3.4%	-0.2%
2020	130,345	1.8%	2,640	800	7,608	3,959	7,943	3,931	8.1%	4.6%
2021	133,651	2.5%	2,968	863	8,018	4,079	8,186	3,968	4.8%	-3.3%
2022	142,695	6.8%	3,188	962	9,046	4,350	9,053	4,201	3.9%	-0.9%
2023	152,426	6.8%	2,867	879	9,311	4,483	9,607	4,800	5.1% *	1.2%
2024	* 153,422	0.7%	2,942	998	8,103	4,437	8,219	4,382	5.4% *	0.2%

* Forecasted Estimate

** Source AI Report from Institutional Research

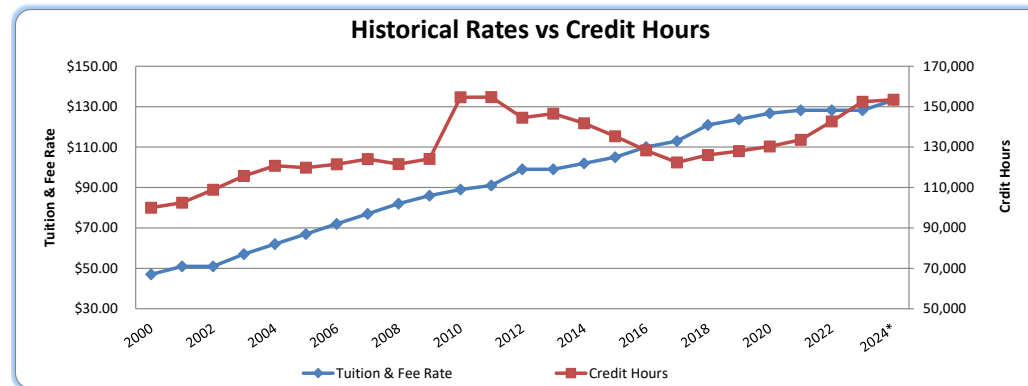
*** Source: Bureau of Labor Statistics



**McHENRY COUNTY COLLEGE
COMMUNITY COLLEGE DISTRICT NUMBER 528**

**Historial Tuition & Fee Rate, Credit Hours, And Elasticity of Demand
FY2001 thru FY2024***

Fiscal Year	Tuition	Technology/Infrastructure	Tuition & Fee Rate	Credit Hours	E _d
1998	\$ 40.00	\$ -	\$ 40.00	80,486	
1999	\$ 42.00	\$ 3.00	\$ 45.00	82,091	0.16 = RI
2000	\$ 44.00	\$ 3.00	\$ 47.00	100,033	4.92 = RI
2001	\$ 46.00	\$ 5.00	\$ 51.00	102,502	0.29 = RI
2002	\$ 46.00	\$ 5.00	\$ 51.00	108,926	0.00 = RI
2003	\$ 49.00	\$ 8.00	\$ 57.00	115,741	0.53 = RI
2004	\$ 53.00	\$ 9.00	\$ 62.00	120,788	0.50 = RI
2005	\$ 58.00	\$ 9.00	\$ 67.00	119,872	-0.09 = RI
2006	\$ 63.00	\$ 9.00	\$ 72.00	121,521	0.18 = RI
2007	\$ 68.00	\$ 9.00	\$ 77.00	124,079	0.30 = RI
2008	\$ 73.00	\$ 9.00	\$ 82.00	121,574	-0.31 = RI
2009	\$ 77.00	\$ 9.00	\$ 86.00	124,189	0.44 = RI
2010	\$ 80.00	\$ 9.00	\$ 89.00	154,620	7.02 = RI
2011	\$ 82.00	\$ 9.00	\$ 91.00	154,737	0.03 = RI
2012	\$ 90.00	\$ 9.00	\$ 99.00	144,578	-0.75 = RI
2013	\$ 90.00	\$ 9.00	\$ 99.00	146,581	0.00 = RI
2014	\$ 93.00	\$ 9.00	\$ 102.00	141,828	-1.07 = RE
2015	\$ 96.00	\$ 9.00	\$ 105.00	135,345	-1.55 = RE
2016	\$ 101.00	\$ 9.00	\$ 110.00	128,393	-1.08 = RE
2017	\$ 104.00	\$ 9.00	\$ 113.00	122,406	-1.71 = RE
2018	\$ 104.00	\$ 17.00	\$ 121.00	126,130	0.43 = RI
2019	\$ 107.00	\$ 16.75	\$ 123.75	128,048	0.67 = RI
2020	\$ 110.00	\$ 16.75	\$ 126.75	130,345	0.74 = RI
2021	\$ 111.50	\$ 16.75	\$ 128.25	133,651	2.14 = RI
2022	\$ 111.50	\$ 16.75	\$ 128.25	142,695	0.00 = RI
2023	\$ 111.50	\$ 16.75	\$ 128.25	152,426	0.00 = RI
2024*	\$ 116.50	\$ 16.75	\$ 133.25	153,422	0.17 = RI



Relatively inelastic (RI): when the percentage change in quantity demanded is *less than* the percentage change in price (so that $E_d > -1$);
Unit elasticity demand (UE): when the percentage change in quantity demanded is *equal to* the percentage change in price (so that $E_d = -1$);
Relatively elastic (RE): when the percentage change in quantity demanded is greater than the percentage change in price (so that $E_d < -1$)

*Enrollment Credit Hours Forecasted

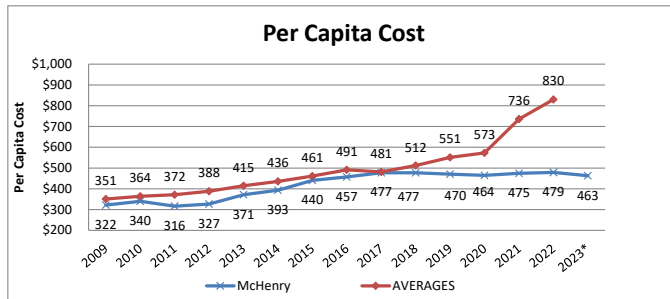
Table IV-8

PER CAPITA COSTS, CHARGEBACK RATES, AND STUDENT TUITION AND
FEE RATES AT ILLINOIS PUBLIC COMMUNITY COLLEGE DISTRICTS

Dist. No.	District	Fiscal Year																
		2008	2009	2010	2011	2012	2013	2014	2015	2016	2017	2018	2019	2020	2021	2022	2023*	2022
		Per Capita Costs a)	Per Capita Costs a)	Per Capita Costs a)	Per Capita Costs a)	Per Capita Costs a)	Per Capita Costs a)	Per Capita Costs a)	Per Capita Costs a)	Per Capita Costs a)	Per Capita Costs a)	Per Capita Costs a)	Per Capita Costs a)	Per Capita Costs a)	Per Capita Costs a)	Per Capita Costs a)	Per Capita Costs a)	Rank
501	Kaskaskia	286.89	286.89	308.13	354.60	389.23	441.36	407.93	423.86	442.28	447.37	444.47	519.55	533.11	544.89	686.33		34
502	DuPage	370.09	370.09	386.42	366.64	420.70	491.50	485.69	484.03	446.43	439.08	470.81	496.17	521.94	663.64	709.01		33
503	Black Hawk	379.68	379.68	388.69	405.19	417.67	472.82	434.46	452.48	444.09	468.34	451.47	470.73	491.66	622.51	732.46		28
504	Triton	254.43	254.43	265.45	285.79	298.71	331.66	342.15	429.24	505.22	505.22	476.52	525.61	485.43	729.88	729.88		29
505	Parkland	396.46	396.46	410.24	420.15	434.65	467.42	489.58	513.05	535.30	529.49	588.73	624.95	641.71	838.58	927.15		12
506	Sauk Valley	395.90	395.90	404.39	390.57	423.89	453.14	480.30	480.26	479.63	450.75	494.17	526.60	561.16	939.39	881.49		15
507	Danville	373.69	373.69	394.03	373.23	382.11	419.84	434.32	456.28	509.55	491.25	552.82	562.29	593.63	796.64	966.11		7
508	Chicago	301.55	301.55	251.70	*	368.88	233.84	249.71	246.42	426.49	388.26	462.17	487.74	518.37	620.79	726.28		31
509	Elgin	442.65	442.65	436.49	445.27	472.54	480.93	497.79	538.41	518.93	463.83	526.05	544.26	559.99	744.09	811.92		22
510	South Suburban	389.80	389.80	409.28	376.59	426.02	461.72	547.84	595.81	656.12	700.42	831.46	716.36	749.45	968.93	1,049.28		4
511	Rock Valley	368.46	368.46	372.65	372.57	412.25	387.42	390.78	410.54	384.58	408.73	381.85	430.98	433.81	541.50	569.24		38
512	Harper	407.28	407.28	431.07	425.85	435.87	461.28	475.87	527.03	549.39	542.65	557.19	606.79	659.02	735.79	866.63		18
513	Illinois Valley	328.68	328.68	322.98	335.99	341.98	388.05	409.97	427.51	476.27	453.29	461.02	472.28	553.22	647.25	735.92		27
514	Illinois Central	409.55	409.55	391.34	435.65	475.03	482.67	464.76	518.47	646.99	562.17	661.01	697.02	740.69	919.28	950.31		8
515	Prairie State	409.01	409.01	405.34	426.69	429.02	467.17	497.62	508.79	597.89	484.13	666.19	547.90	612.80	842.20	1,102.06		2
516	Waubensee	327.01	327.01	329.27	343.70	364.40	360.74	363.95	374.49	400.75	428.91	428.91	468.32	479.91	557.26	657.39		35
517	Lake Land	290.20	290.20	286.07	291.07	305.16	295.39	299.93	301.30	363.72	353.42	412.08	442.76	463.98	885.65	842.06		20
518	Sandburg	558.97	558.97	634.20	536.18	534.13	576.27	585.95	612.83	736.80	579.26	631.35	830.02	877.46	1,045.00	1,113.50		1
519	Highland	396.75	396.75	422.85	401.57	444.13	479.84	503.27	524.62	578.49	557.35	594.37	625.81	661.93	1,082.53	1,047.23		5
520	Kankakee	303.69	303.69	312.84	332.01	371.43	353.33	409.88	455.60	553.60	519.42	592.08	624.37	687.01	813.62	934.62		9
521	Rend Lake	339.16	339.16	360.71	372.32	377.53	406.84	419.41	451.78	493.87	479.10	503.67	557.01	590.16	749.15	788.22		23
522	Southwestern	294.66	294.66	352.83	371.78	390.30	441.93	454.75	520.31	523.08	519.32	521.73	532.91	504.00	623.00	593.00		36
523	Kishwaukee	349.15	349.15	371.32	441.49	401.11	411.55	478.14	513.99	564.65	551.08	542.57	590.71	618.08	776.49	929.73		11
524	Moraine Valley	298.93	298.93	295.19	311.57	330.79	344.24	374.86	413.94	434.03	431.82	472.55	520.42	529.42	792.65	878.46		16
525	Joliet	306.11	306.11	323.25	355.03	338.84	365.12	391.92	436.75	492.89	460.98	525.29	550.64	549.00	707.26	710.79		32
526	Lincoln Land	355.06	355.06	374.93	344.30	312.13	401.57	431.49	453.53	459.05	445.06	469.76	484.01	510.11	645.41	763.11		25
527	Morton	343.46	343.46	343.27	369.38	301.71	316.87	357.51	359.81	412.78	429.34	456.80	488.70	489.85	688.58	930.08		10
528	McHenry	321.92	321.92	339.79	316.37	326.54	371.20	393.36	440.41	457.27	477.27	477.27	470.13	464.38	474.54	478.94	462.73	39
529	Illinois Eastern	236.61	236.61	249.04	268.15	298.78	310.05	322.52	330.61	325.25	331.24	320.40	341.51	388.20	566.06	589.32		37
530	Logan	262.58	262.58	279.00	277.91	288.22	314.86	321.01	400.08	405.65	383.08	383.08	447.78	552.94	744.87	829.53		21
531	Shawnee	300.93	300.93	316.81	306.41	329.72	369.12	367.09	393.35	426.16	461.58	461.58	530.66	616.50	746.33	844.43		19
532	Lake County	373.17	373.17	381.94	353.89	366.11	407.80	449.68	507.00	540.87	507.00	525.00	570.00	606.00	744.00	984.00		6
533	Southeastern	316.78	316.78	328.18	354.67	394.47	427.68	457.32	442.97	477.34	465.36	512.49	733.14	570.59	718.16	894.32		14
534	Spoon River	330.42	330.42	335.99	350.36	389.59	417.74	443.88	488.84	473.72	497.63	506.37	539.86	565.42	645.45	760.49		26
535	Oakton	329.03	329.03	319.91	322.50	348.09	370.05	366.49	382.86	439.78	465.03	465.03	517.09	547.62	660.74	729.47		30
536	Lewis & Clark	412.16	412.16	432.72	496.00	458.97	501.47	617.57	550.31	498.61	488.47	518.80	736.57	644.41	771.39	919.00		13
537	Richland	423.36	423.36	443.77	415.42	484.45	528.87	574.25	593.55	625.85	630.77	630.77	584.36	620.43	740.14	869.15		17
539	Wood	320.77	320.77	367.64	352.36	365.73	476.41	455.71	491.06	352.62	398.38	489.42	494.34	502.57	685.79	1,059.70		3
540	Heartland	373.75	373.75	428.89	428.99	471.82	502.60	539.00	543.00	512.00	568.02	491.00	596.00	635.00	669.00	777.00		24
AVERAGES		350.74	350.74	364.32	371.80	387.76	415.19	435.58	461.41	491.49	481.12	511.75	551.44	572.59	735.60	829.94		39

SOURCE OF DATA: a) Certificate of Chargeback Reimbursement
b) as certified by the President and CFO

*Statewide/individual data not available for this year at the time of printing



The per capita cost shows the operating efficiency of the College' performance by looking at total operating expense and credit hours generated. The resulting number shows the operating cost of providing one credit hour of instruction.

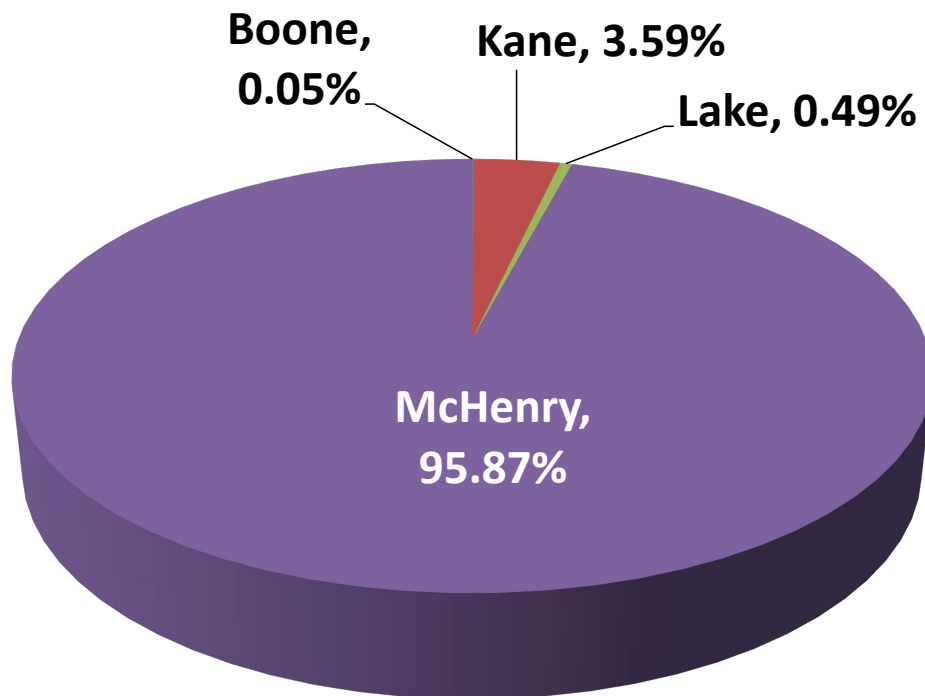
MCC's cost per credit hour per student is consistently in the lower half of all colleges. For FY2022 MCC had the lowest per capita in the State

Student Portion Limited by State Statute

\$ 159.68 33% for students is higher than the FY22 Tuition& Fees of \$128.25
\$ 154.27 33% for students is higher than the FY23 Tuition& Fees of \$128.25

**McHenry County College
Community College District Number 528**

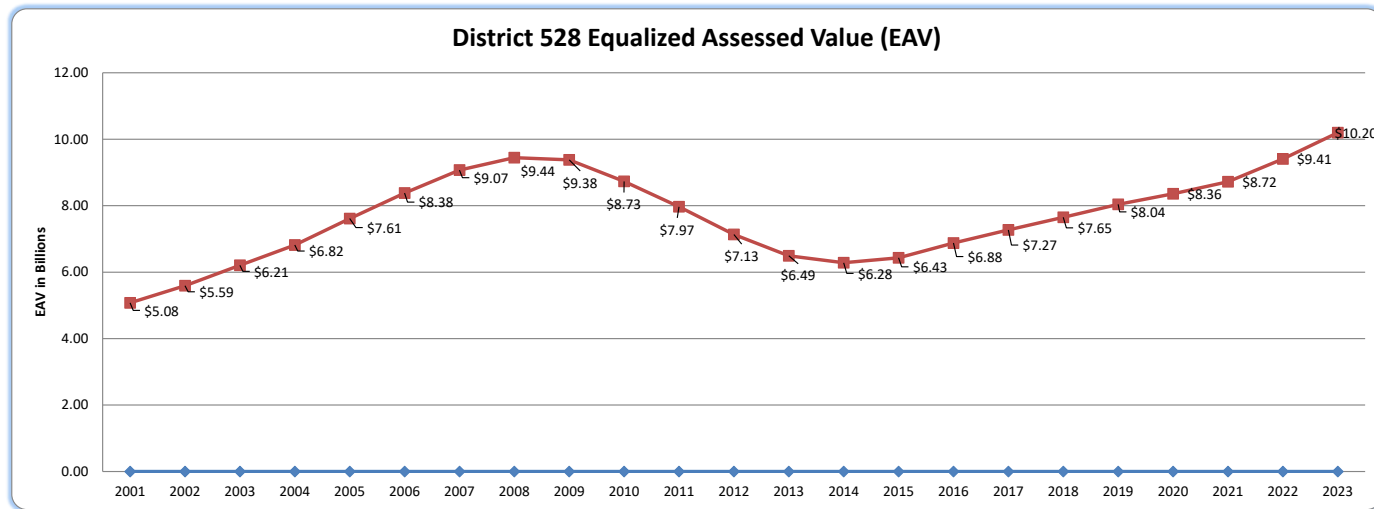
Estimated Equalized Assessed Value By County (Tax Year 2023)



**McHENRY COUNTY COLLEGE
COMMUNITY COLLEGE DISTRICT NUMBER 528
HISTORY OF ASSESSED VALUATION BY COUNTY
FY2001 thru FY2023**

Tax Levy	McHenry County EAV	Kane County EAV	Lake County EAV	Boone County EAV	Total EAV	% Change	PTELL Cap %	Dollar Change	Dollar Change Attributable to New Construction	Percent Change Attributable to New Construction
2001	4,990,327,795	66,184,539	16,891,933	2,912,595	5,076,316,862	8.48%	1.6%	396,935,590	227,278,846	4.9%
2002	5,492,137,490	77,209,095	18,751,514	2,889,526	5,590,987,625	10.14%	2.4%	514,670,763	252,953,214	5.0%
2003	6,076,741,342	104,221,973	21,528,692	2,863,941	6,205,355,948	10.99%	1.9%	614,368,323	275,310,469	4.9%
2004	6,650,934,973	137,364,542	25,947,240	2,870,051	6,817,116,806	9.86%	3.3%	611,760,858	308,508,589	5.0%
2005	7,414,364,834	165,520,005	31,495,855	3,056,189	7,614,436,883	11.70%	3.4%	797,320,077	309,976,106	4.5%
2006	8,153,570,390	183,311,833	40,087,663	3,246,909	8,380,216,795	10.06%	2.5%	765,779,912	289,104,331	3.5%
2007	8,800,717,398	221,112,372	44,440,185	3,526,043	9,069,795,998	8.23%	4.1%	689,579,203	243,180,063	2.7%
2008	9,133,680,149	254,008,464	51,347,750	3,788,968	9,442,825,331	4.11%	0.1%	373,029,333	167,908,116	1.7%
2009	9,051,763,075	271,240,063	51,759,284	3,728,988	9,378,491,410	-0.68%	2.7%	(64,333,921)	111,062,953	1.0%
2010	8,413,912,393	263,817,531	49,123,691	3,576,487	8,730,430,102	-6.91%	1.5%	(648,061,308)	49,486,285	0.3%
2011	7,671,879,914	246,530,390	44,804,431	3,404,273	7,966,619,008	-8.75%	3.0%	(763,811,094)	32,832,330	0.2%
2012	6,865,719,647	223,292,855	40,202,337	3,171,233	7,132,386,072	-10.47%	1.7%	(834,232,936)	35,454,939	0.2%
2013	6,251,575,722	201,014,154	38,539,067	3,071,620	6,494,200,563	-8.95%	1.5%	(638,185,509)	26,590,058	0.2%
2014	6,041,338,599	198,566,016	37,842,505	3,111,807	6,280,858,927	-3.29%	0.8%	(213,341,636)	39,886,063	0.4%
2015	6,178,560,032	213,872,603	37,190,472	3,151,607	6,432,774,714	2.42%	0.7%	151,915,787	41,309,053	0.5%
2016	6,584,946,024	252,663,636	37,331,727	3,308,548	6,878,249,935	6.93%	2.1%	445,475,221	48,354,221	0.6%
2017	6,957,624,248	270,109,164	38,745,539	3,308,548	7,269,787,499	5.69%	2.1%	391,537,564	42,742,493	0.4%
2018	7,333,522,216	274,596,594	39,569,937	3,502,321	7,651,191,068	5.25%	1.9%	381,403,569	35,143,002	0.3%
2019	7,697,854,815	296,986,460	42,387,485	3,954,116	8,041,182,876	5.10%	2.3%	389,991,808	37,314,715	0.3%
2020	8,006,641,165	303,058,698	42,829,953	3,954,116	8,356,483,932	3.92%	1.4%	315,301,056	46,252,685	0.4%
2021	8,361,594,529	312,098,931	42,796,269	4,369,712	8,720,859,441	4.36%	7.0%	364,375,509	59,634,402	0.5%
2022	9,021,592,840	335,036,948	43,718,104	4,711,714	9,405,059,606	7.85%	6.5%	684,200,165	86,588,905	0.8%
2023	9,774,079,596	365,739,592	50,320,041	5,189,083	10,195,328,312	8.40%	106.5%	790,268,706	86,588,906	0.7%

The Property Tax Extension Limitation Act was effective with the 1991 Tax Levy.

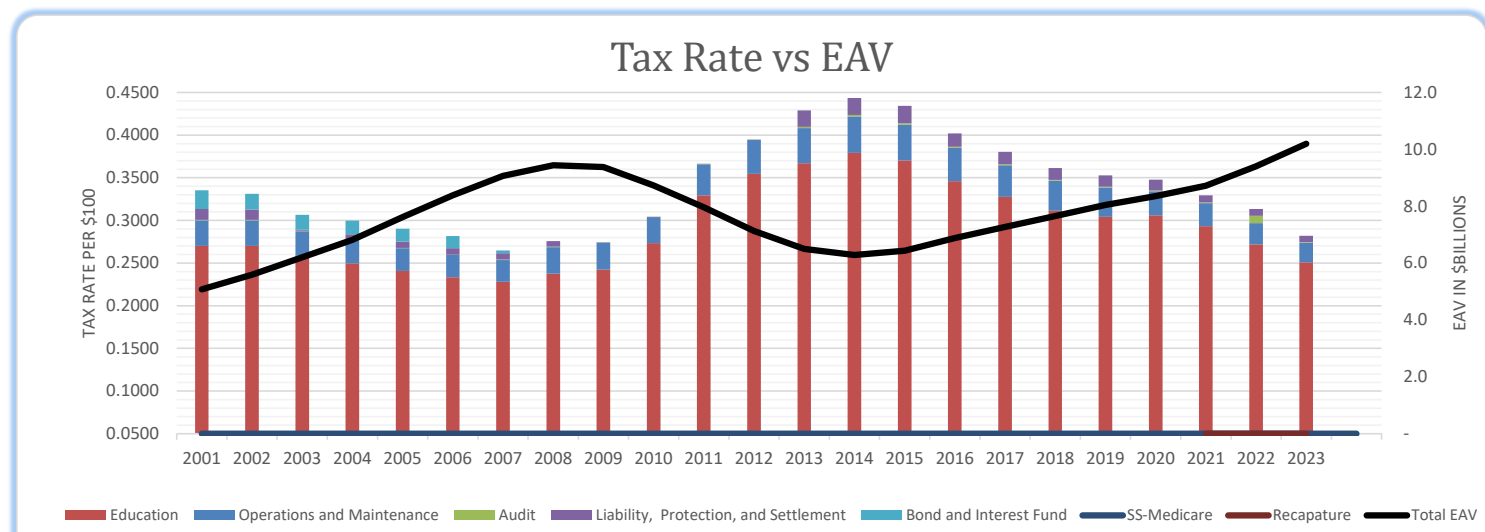


**McHENRY COUNTY COLLEGE
COMMUNITY COLLEGE DISTRICT NUMBER 528**

TAX RATE HISTORY

Year of Levy	Education Fund	Operations and Maintenance Fund	Audit Fund	Liability, Protection, and Settlement Fund	Social Security and Medicare Fund	Bond and Interest Fund	Prior Year Adj and Recapature	Sub-Total
2000	0.2700	0.0300	0.0008	0.0126	0.0050	0.0218		0.3402
2001	0.2700	0.0300	0.0008	0.0119	0.0055	0.0185		0.3367
2002	0.2700	0.0300	0.0008	0.0010	0.0054	0.0177		0.3249
2003	0.2585	0.0287	0.0004	0.0062	0.0032	0.0160		0.3130
2004	0.2496	0.0277	0.0004	0.0075	0.0031	0.0150		0.3033
2005	0.2407	0.0267	0.0002	0.0077	0.0037	0.0143		0.2933
2006	0.2335	0.0260	0.0005	0.0073	0.0033	0.0035		0.2741
2007	0.2281	0.0255	0.0006	0.0066	0.0026	-		0.2634
2008	0.2375	0.0311	0.0000	0.0000	0.0000	-		0.2686
2009	0.2422	0.0317	0.0000	0.0000	0.0000	-		0.2740
2010	0.2735	0.0304	0.0000	0.0000	0.0000	-		0.3039
2011	0.3294	0.0366	0.0000	0.0000	0.0000	-		0.3660
2012	0.3545	0.0399	0.0015	0.0192	0.0009	-		0.4160
2013	0.3669	0.0413	0.0016	0.0199	0.0009	-		0.4306
2014	0.3793	0.0427	0.0017	0.0206	0.0009	-		0.4452
2015	0.3704	0.0417	0.0012	0.0156	0.0058	-		0.4347
2016	0.3461	0.0390	0.0011	0.0146	0.0055	-		0.4063
2017	0.3278	0.0369	0.0010	0.0138	0.0052	-		0.3847
2018	0.3114	0.0351	0.0010	0.0131	0.0049	-		0.3655
2019	0.3043	0.0343	0.0009	0.0128	0.0047	-		0.3570
2020	0.3059	0.0282	0.0009	0.0083	0.0001	-		0.3434
2021	0.2932	0.0270	0.0086	0.0079	0.0001	-	0.0006	0.3374
2022	0.2719	0.0250	0.0008	0.0074	0.0001	-	0.0009	0.3061
2023	0.2508	0.0231	0.0007	0.0068	0.0001	-	0.0006	0.2821

The Property Tax Extension Limitation Act was effective with the 1991 Tax Levy.



Consumer Price Index - Urban
CPI-U FROM JAN 2000 THROUGH JUN 2024

	Jan	Feb	Mar	Apr	May	Jun	Jul	Aug	Sep	Oct	Nov	Dec	Dec to Dec
2000	168.80	169.80	171.20	171.30	171.50	172.40	172.80	172.80	173.70	174.00	174.10	174.00	3.4%
2001	175.10	175.80	176.20	176.90	177.70	178.00	177.50	177.50	178.30	177.70	177.40	176.70	1.6%
2002	177.10	177.80	178.80	179.80	179.80	179.90	180.10	180.70	181.00	181.30	181.30	180.90	2.4%
2003	181.70	183.10	184.20	183.80	183.50	183.70	183.90	184.60	185.20	185.00	184.50	184.30	1.9%
2004	185.20	186.20	187.40	188.00	189.10	189.70	189.40	189.50	189.90	190.90	191.00	190.30	3.3%
2005	190.70	191.80	193.30	194.60	194.40	194.50	195.40	196.40	198.80	199.20	197.60	196.80	3.4%
2006	198.30	198.70	199.80	201.50	202.50	202.90	203.50	203.90	202.90	201.80	201.50	201.80	2.5%
2007	202.42	203.50	205.35	206.69	207.95	208.35	208.30	207.92	208.49	208.94	210.18	210.04	4.1%
2008	211.08	211.69	213.53	214.82	216.63	218.82	219.96	219.09	218.78	216.57	212.43	210.23	0.1%
2009	211.14	212.19	212.71	213.24	213.86	215.69	215.35	215.83	215.97	216.18	216.33	215.95	2.7%
2010	216.69	216.74	217.63	218.01	218.18	217.97	218.01	218.31	218.44	218.71	218.80	219.18	1.5%
2011	220.22	221.31	223.47	224.91	225.96	225.72	225.92	226.55	226.89	226.42	226.23	225.67	3.0%
2012	226.67	227.66	229.39	230.09	229.82	229.48	229.10	230.38	231.41	231.32	230.22	229.60	1.7%
2013	230.28	232.17	232.77	232.53	232.95	233.50	233.60	233.88	234.15	233.55	233.07	233.05	1.5%
2014	233.92	234.78	236.29	237.07	237.90	238.34	238.25	237.85	238.03	237.43	236.15	234.81	0.8%
2015	233.71	234.72	236.12	236.60	237.81	238.64	238.65	238.32	237.95	237.84	237.34	236.53	0.7%
2016	236.92	237.11	238.13	239.26	240.23	241.02	240.63	240.85	241.43	241.73	241.35	241.43	2.1%
2017	242.84	243.60	243.80	244.52	244.73	244.96	244.79	245.52	246.82	246.66	246.67	246.52	2.1%
2018	247.87	248.99	249.55	250.55	251.59	251.99	252.01	252.15	252.44	252.89	252.04	251.23	1.9%
2019	251.71	252.78	254.20	255.55	256.09	256.14	256.57	256.56	256.76	257.35	257.21	256.97	2.3%
2020	257.97	258.68	258.12	256.39	256.39	257.80	259.10	259.92	260.28	260.39	260.23	260.47	1.4%
2021	261.58	263.01	264.88	267.05	269.20	271.70	273.00	273.57	274.31	276.59	277.95	278.80	7.0%
2022	281.15	283.72	287.50	267.05	269.20	271.70	273.00	296.17	296.81	298.01	297.71	296.80	6.5%
2023	299.17	300.84	301.84	303.36	304.13	305.11	305.69	307.03	307.79	307.67	307.05	306.75	3.4%
2024	308.42	310.33	312.33	313.55	314.07	314.18	-	-	-	-	-	-	0.0%

Means \$1.00 in 2000 is worth \$0.39 in 2023	61.40%
--	--------

Average Dec-Dec Change Since 2000	2.55%
-----------------------------------	-------

Average Annual Change Since 1913	3.22%
----------------------------------	-------

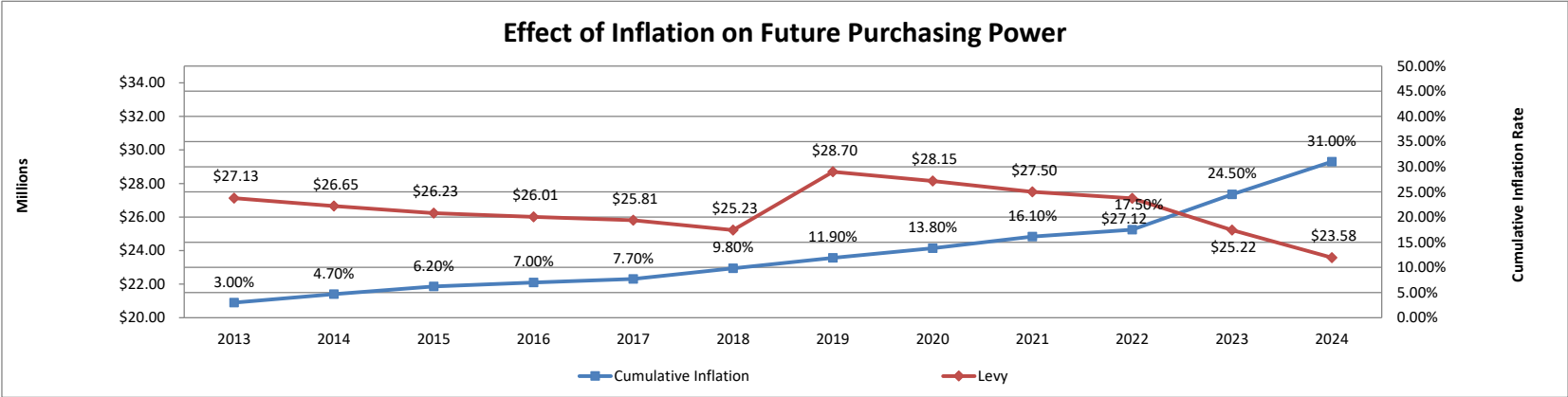
*Source: Bureau of Labor Statistics

RATE OF INFLATION AND ITS EFFECT ON PURCHASING POWER

Definition of 'Purchasing Power'

The value of a currency expressed in terms of the amount of goods or services that one unit of money can buy. Purchasing power is important because, all else being equal, inflation decreases the amount of goods or services you would be able to purchase.

	Tax Base Year	CPI-U Property Tax Year (Dec to Dec Change)												2013-2024 Inflationary Effect	CPI-U (since 2000) Est 2023
Purchasing Power Effect*	2012	2013	2014	2015	2016	2017	2018	2019	2020	2021	2022	2023	2024		
Rate of Inflation	3.00%	1.70%	1.50%	0.80%	0.70%	2.10%	2.10%	1.90%	2.30%	1.40%	7.00%	6.50%	3.40%	34.40%	2.55%
Extended Tax Levy	27,966,944	27,127,935	26,652,497	26,232,993	26,009,258	25,813,489	25,226,183	28,697,502	28,152,249	27,504,748	27,119,681	25,221,304	23,581,919	(4,306,909)	23,660,034



What this chart shows is the decline in the value of a dollar when adjusted for inflation. In this case, \$1.00 in 2012 would be worth \$0.3440 cents less in 2024 or \$0.656 cents. The 2.55% is the average Dec to Dec CPI-U change since 2000** and was used as the estimated rate of inflation in the outlying years.

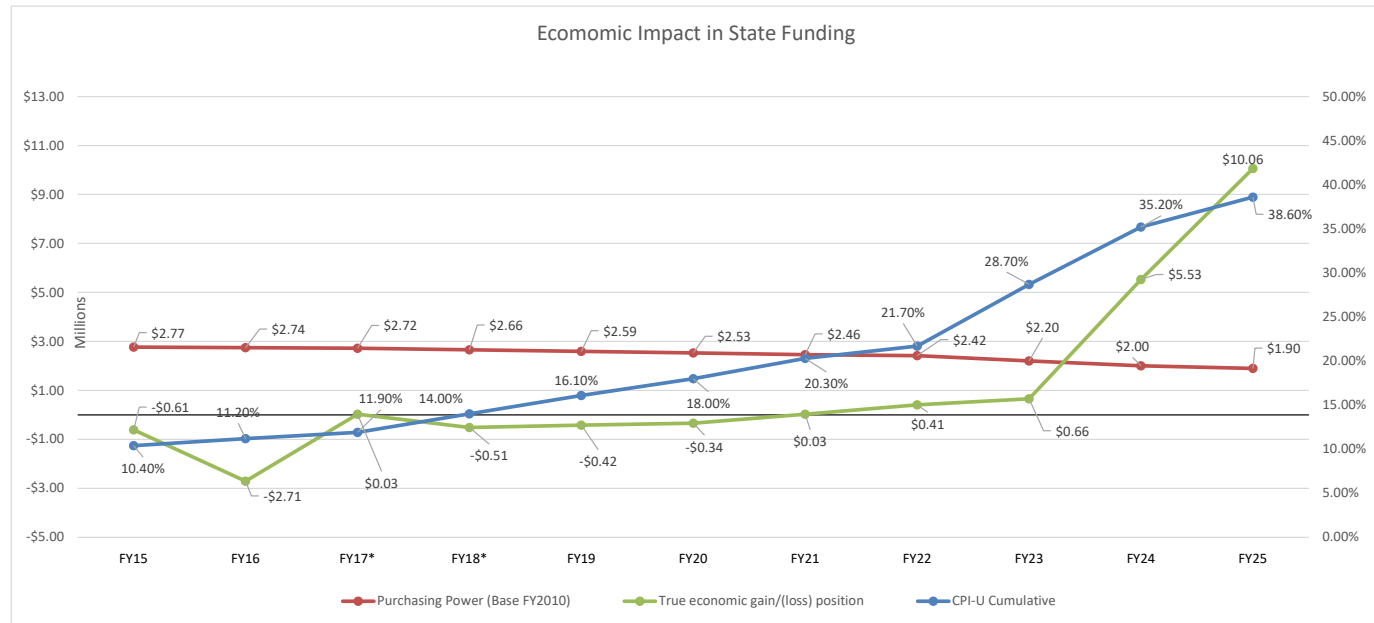
The cumulative rate of inflation is estimated at 34.4% over 12 years which reduces the 2012 purchasing power by \$4,306,909 (excludes new property growth).

*What this means is that \$27,966,944 in 2012 dollars will be worth (i.e. the value in terms of inflation adjusted figures) is worth \$23,660,034, as a result of inflation

**Source: Bureau of Labor Statistics

(1) Assumes a no levy increase for tax year 2021

	FY15	FY16	FY17*	FY18*	FY19	FY20	FY21	FY22	FY23	FY24	FY25	FY24 vs. FY25
Base Operating	2,727,255	841,645	3,097,225	2,868,730	2,953,580	3,103,580	3,514,950	3,947,160	4,365,858	5,335,629	6,177,700	842,071
Small College	-	-	-	-	-	-	-	-	-	-	-	-
Equalization	-	-	-	50,000	50,000	50,000	50,000	50,000	50,000	4,188,350	8,128,930	3,940,580
Student Success	-	-	-	-	-	-	-	-	-	-	-	-
Retirees Health Insurance	-	-	-	-	-	-	-	-	-	-	-	-
Workforce Development	-	-	-	-	-	-	-	-	-	-	-	-
P-16 Initiative	-	-	-	-	-	-	-	-	-	-	-	-
Funding Formula Impact	-	-	-	-	-	-	-	-	-	-	-	-
Avte/CTE	180,484	-	442,769	214,479	264,450	267,600	310,458	314,755	348,584	382,091	394,650	12,559
Veterans Grant	-	-	63,730	-	37,700	37,700	37,700	37,700	107,614	107,615	-	(107,615)
Additional	-	-	-	-	-	-	-	-	-	-	-	-
Total Appropriation	2,907,739	841,645	3,603,724	3,133,209	3,305,730	3,458,880	3,913,108	4,349,615	4,872,056	10,013,685	14,701,280	4,687,595
Annual Increase/(Decrease)	465,081	-2,066,094	2,762,079	-470,515	172,521	153,150	454,228	436,507	522,441	5,141,629	4,687,595	
Annual Percentage Change	19.04%	-71.06%	328.18%	-13.06%	5.51%	4.63%	13.13%	11.15%	12.01%	105.53%	46.81%	



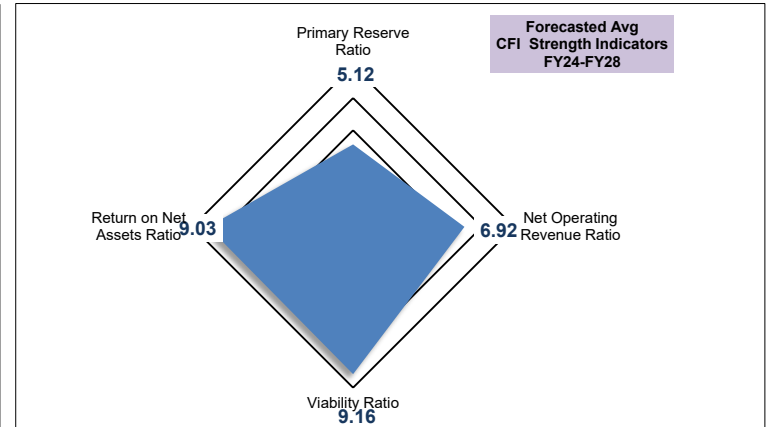
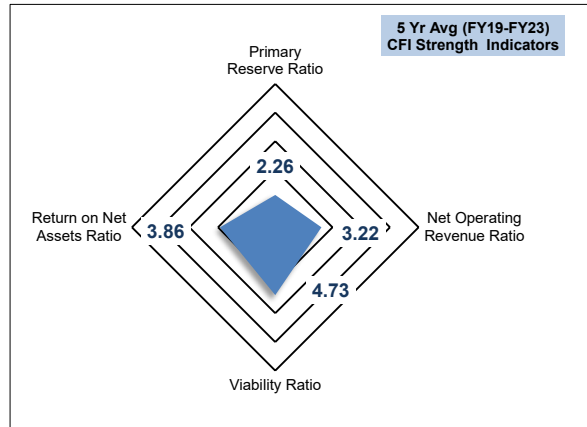
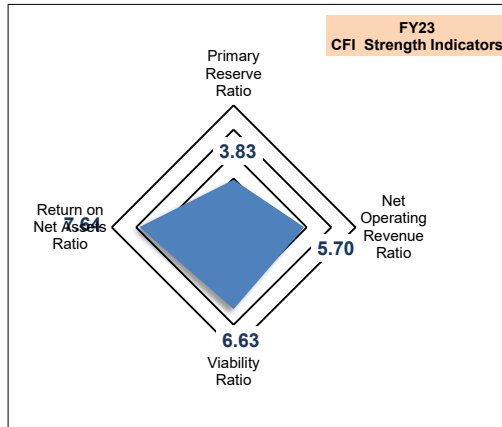
CPI-U (Dec-Dec)	1.50%	0.80%	0.70%	2.10%	2.10%	1.90%	2.30%	1.40%	7.00%	6.50%	3.40%
CPI-U Cumulative	10.40%	11.20%	11.90%	14.00%	16.10%	18.00%	20.30%	21.70%	28.70%	35.20%	38.60%
Purchasing Power (Base FY2010)	\$ 2,768,727	\$ 2,744,006	\$ 2,722,376	\$ 2,657,484	\$ 2,592,592	\$ 2,533,880	\$ 2,462,807	\$ 2,419,546	\$ 2,203,239	\$ 2,002,383	\$ 1,897,320
State Funding (Actual)	2,907,739	841,645	3,603,724	3,133,209	3,305,730	3,458,880	3,913,108	4,349,615	4,872,056	10,013,685	14,701,280
Change in funding	465,081	(2,066,094)	2,762,079	(470,515)	172,521	153,150	454,228	436,507	522,441	5,141,629	4,687,595
State Revenue if Funded at Inflation	3,519,816	3,547,975	3,572,811	3,647,840	3,724,444	3,795,209	3,882,499	3,936,854	4,212,433	4,486,242	4,638,774
True economic gain/(loss) position	(612,077)	(2,706,330)	30,913	(514,631)	(418,714)	(336,329)	30,609	412,761	659,623	5,527,443	10,062,506

**McHenry County College Composite Financial Index
Results**

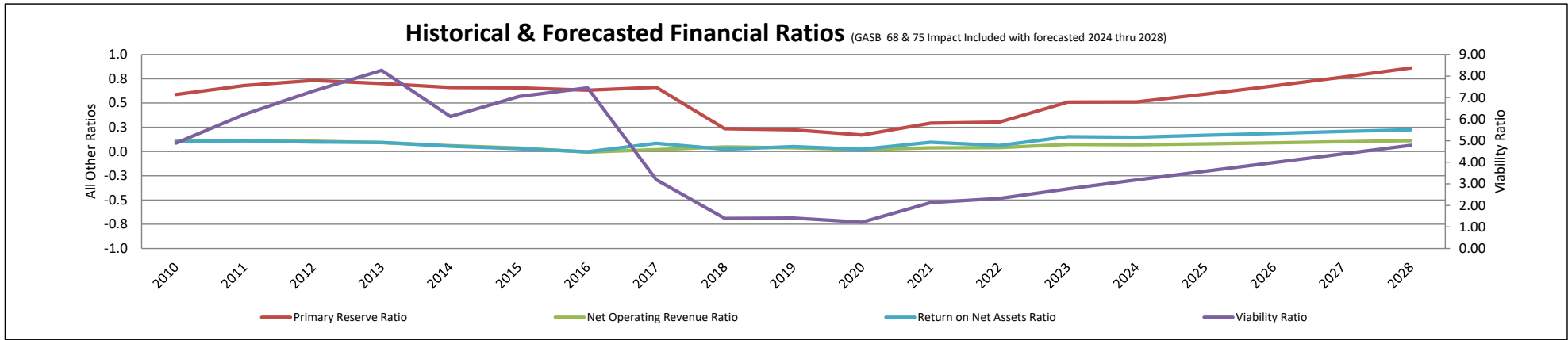
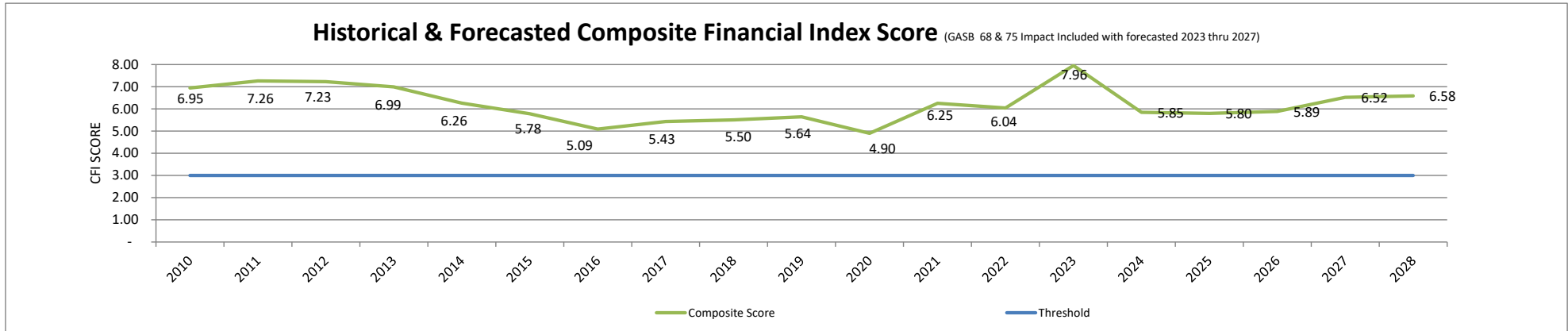
			Actual															Forecasted				
CFI Graphing Source By Year	Relevant Value (Industry)	Weight Factor	2010	2011	2012	2013	2014	2015	2016	2017	2018	2019	2020	2021	2022	2023	2024	2025	2026	2027	2028	
Primary Reserve Ratio	0.133	35%	1.55	1.79	1.93	1.84	1.74	1.73	1.67	1.74	0.62	0.59	0.45	0.77	0.80	1.34	1.35	1.56	1.78	2.02	2.27	
Net Operating Revenue Ratio	0.007	10%	0.88	0.86	0.82	0.71	0.46	0.27	-0.05	0.16	0.37	0.29	0.15	0.30	0.30	0.57	0.53	0.61	0.69	0.77	0.86	
Viability Ratio	0.417	35%	3.50	3.50	3.50	3.50	3.50	3.50	3.50	2.68	1.17	1.19	1.02	1.79	1.95	2.32	2.67	3.01	3.35	3.50	3.50	
Return on Net Assets Ratio	0.020	20%	1.02	1.11	0.98	0.94	0.56	0.28	-0.02	0.85	0.24	0.51	0.24	0.97	0.62	1.53	1.47	1.68	1.88	2.00	2.00	
Composite Score		100%	6.95	7.26	7.23	6.99	6.26	5.78	5.09	5.43	2.39	2.57	1.86	3.83	3.67	5.76	6.02	6.85	7.69	8.29	8.63	
Threshold			3.00	3.00	3.00	3.00	3.00	3.00	3.00	3.00	3.00	3.00	3.00	3.00	3.00	3.00	3.00	3.00	3.00	3.00	3.00	

Strategy	Range	2010	2011	2012	2013	2014	2015	2016	2017	2018	2019	2020	2021	2022	2023	2024	2025	2026	2027	2028
Deploy resources to achieve robust mission	9 to 10	-	-	-	-	-	-	-	-	-	-	-	-	-	-	-	-	-	-	-
Allow experimentation with new initiatives	7 to 8	-	7.26	7.23	-	-	-	-	-	-	-	-	-	-	-	-	-	7.69	8.29	8.63
Focus resources to compete in future state	5 to 6	6.95	-	-	6.99	6.26	5.78	5.09	5.43	-	-	-	-	-	5.76	6.02	6.85	-	-	-
Direct resources to allow transformation	3 to 4	-	-	-	-	-	-	-	-	-	-	-	3.83	3.67	-	-	-	-	-	-
Re-engineer the institution	1 to 2	-	-	-	-	-	-	-	-	2.39	2.57	1.86	-	-	-	-	-	-	-	-
Assess viability to survive	-1 to 0	-	-	-	-	-	-	-	-	-	-	-	-	-	-	-	-	-	-	-

HLC Ratio removing GASB 68 and GASB 75 (FY18==>)		6.95	7.26	7.23	6.99	6.26	5.78	5.09	5.43	5.50	5.64	4.90	6.25	6.04	7.96	5.85	5.80	5.89	6.52	6.58
--	--	------	------	------	------	------	------	------	------	------	------	------	------	------	------	------	------	------	------	------



McHenry County College Composite Financial Index Results



Departmental Budget Listing & Income Statement Account Listing

This page left blank intentionally

Department Listing

Fund Fund Title

<i>Department Code</i>	<i>Department Name</i>	<i>Supervisor</i>	<i>Dean/Director</i>	<i>VP/Exec</i>
01 Education				
01-0000-000000-XXXXXXX-XX	General	Robert M Tenuta	Robert M Tenuta	Tenuta
01-0000-101052-XXXXXXX-XX	Horticulture	Garrett Beier	Christina Coclanis-loding	Santos-George
01-0000-102010-XXXXXXX-XX	Culinary	Tina Drzal	Dawn Katz	Santos-George
01-0000-102011-XXXXXXX-XX	Bakery	Tina Drzal	Dawn Katz	Santos-George
01-0000-102020-XXXXXXX-XX	Early Childhd Ed	Lisha Linder	Dawn Katz	Santos-George
01-0000-102040-XXXXXXX-XX	Applied Technology	Bob Mihelich	Tom McGee	Santos-George
01-0000-102050-XXXXXXX-XX	Welding Credit Program	Tom McGee	Tom McGee	Santos-George
01-0000-201048-XXXXXXX-XX	Teaching and Learning	Holly Rey	Daniela Broderick	Santos-George
01-0000-303024-XXXXXXX-XX	Career Services	Jake Homuth	Catherine Jones	Gabbard
01-0000-401030-XXXXXXX-XX	Kids & College	Cara Schultz	Daniela Broderick	Santos-George
01-0000-404010-XXXXXXX-XX	Sustainability	Kim Hankins	Dave Dammon	Tenuta
01-0000-501016-XXXXXXX-XX	General Institutional Exp	Robert M Tenuta	Robert M Tenuta	Tenuta
01-0000-501036-XXXXXXX-XX	Campus Safety	Tom Kretschmer	Tom Kretschmer	Gabbard
01-0000-501054-XXXXXXX-XX	Capital Leases	Robert M Tenuta	Robert M Tenuta	Tenuta
01-0000-904183-XXXXXXX-XX	Lieb Director Endowed	Marla Garrison	Marla Garrison	Gabbard
01-1010-000000-XXXXXXX-XX	General	Robert M Tenuta	Robert M Tenuta	Tenuta
01-1010-101010-XXXXXXX-XX	English	Starr Nordgren	Vacant	Santos-George
01-1010-101012-XXXXXXX-XX	Journalism	Jay Geller	Vacant	Santos-George
01-1010-101014-XXXXXXX-XX	Speech	Jay Geller	Vacant	Santos-George
01-1010-101016-XXXXXXX-XX	Art	Sarah Ruthven	Vacant	Santos-George
01-1010-101018-XXXXXXX-XX	Theatre	Jay Geller	Vacant	Santos-George
01-1010-101020-XXXXXXX-XX	Photography	Sarah Ruthven	Vacant	Santos-George
01-1010-101022-XXXXXXX-XX	Music	Michael J Hillstrom	Vacant	Santos-George
01-1010-101024-XXXXXXX-XX	French	Lindsay Carson	Vacant	Santos-George
01-1010-101026-XXXXXXX-XX	German	Lindsay Carson	Vacant	Santos-George
01-1010-101028-XXXXXXX-XX	Spanish	Lindsay Carson	Vacant	Santos-George
01-1010-101030-XXXXXXX-XX	Philosophy	Tim Seitz	Vacant	Santos-George
01-1010-101031-XXXXXXX-XX	Japanese	Arlene Santos-George	Arlene Santos-George	Santos-George
01-1010-101034-XXXXXXX-XX	Learning Com	Katherine Middy	Daniela Broderick	Santos-George
01-1010-101036-XXXXXXX-XX	Humanities	Vacant	Vacant	Santos-George
01-1010-101038-XXXXXXX-XX	Mathematics	Marie Robinson	Christina Coclanis-loding	Santos-George
01-1010-101040-XXXXXXX-XX	Biology	Kelly Barna	Christina Coclanis-loding	Santos-George
01-1010-101042-XXXXXXX-XX	Chemistry	Scotty Nath	Christina Coclanis-loding	Santos-George
01-1010-101044-XXXXXXX-XX	Earth Sci	Kate Kramer	Christina Coclanis-loding	Santos-George
01-1010-101046-XXXXXXX-XX	Physics	Scotty Nath	Christina Coclanis-loding	Santos-George

Department Code	Department Name	Supervisor	Dean/Director	VP/Exec
01-1010-101048-XXXXXXXX-XX	Plant Science	Christina Coclanis-Lodin	Christina Coclanis-loding	Santos-George
01-1010-101050-XXXXXXXX-XX	Engineering	Scotty Nath	Tom McGee	Santos-George
01-1010-101052-XXXXXXXX-XX	Horticulture	Garrett Beier	Christina Coclanis-loding	Santos-George
01-1010-101053-XXXXXXXX-XX	Entrepreneurial Agriculture	Sheri Doyel	Sheri Doyel	Gabbard
01-1010-101054-XXXXXXXX-XX	Math & Science	Christina Coclanis-Lodin	Christina Coclanis-loding	Santos-George
01-1010-101056-XXXXXXXX-XX	Psychology	Robin Deak	Dawn Katz	Santos-George
01-1010-101058-XXXXXXXX-XX	Sociology	Mike Reagan	Dawn Katz	Santos-George
01-1010-101060-XXXXXXXX-XX	Economics	Sarah Sullivan	Dawn Katz	Santos-George
01-1010-101062-XXXXXXXX-XX	Political Sci	Sarah Sullivan	Dawn Katz	Santos-George
01-1010-101064-XXXXXXXX-XX	Anthropology	Mike Reagan	Dawn Katz	Santos-George
01-1010-101066-XXXXXXXX-XX	History	Sarah Sullivan	Dawn Katz	Santos-George
01-1010-101068-XXXXXXXX-XX	Network Security	Mike Tetreault	Tom McGee	Santos-George
01-1010-101070-XXXXXXXX-XX	Management	Sherry Ridge	Dawn Katz	Santos-George
01-1010-101072-XXXXXXXX-XX	AOM	Julie Freelove	Dawn Katz	Santos-George
01-1010-101074-XXXXXXXX-XX	Mktg & Retail	Sherry Ridge	Dawn Katz	Santos-George
01-1010-101078-XXXXXXXX-XX	Accounting	Ann Esarco	Dawn Katz	Santos-George
01-1010-101080-XXXXXXXX-XX	Business	Sherry Ridge	Dawn Katz	Santos-George
01-1010-101082-XXXXXXXX-XX	Interdiscp Study	Arlene Santos-George	Arlene Santos-George	Santos-George
01-1010-101084-XXXXXXXX-XX	Intl Studies	Lindsay Carson	Daniela Broderick	Santos-George
01-1010-101086-XXXXXXXX-XX	MCC 101	Christine Grela	Daniela Broderick	Santos-George
01-1010-102012-XXXXXXXX-XX	Real Estate	Jake Homuth	Catherine Jones	Gabbard
01-1010-102014-XXXXXXXX-XX	On-Track	Tricia Johnson	Victor Gallegos	Koronkiewicz
01-1010-102028-XXXXXXXX-XX	Ed Prog & Partnership	Dawn Katz	Dawn Katz	Santos-George
01-1010-102032-XXXXXXXX-XX	Electronic Eng Tech	Tom McGee	Tom McGee	Santos-George
01-1010-103050-XXXXXXXX-XX	Health Sciences	Betsy Schnowske	Christina Coclanis-loding	Santos-George
01-1010-103060-XXXXXXXX-XX	Health Occupation	Christina Coclanis-Lodin	Christina Coclanis-loding	Santos-George
01-1010-904183-XXXXXXXX-XX	Lieb Director Endowed	Marla Garrison	Marla Garrison	Gabbard
01-1020-102010-XXXXXXXX-XX	Culinary	Tina Drzal	Dawn Katz	Santos-George
01-1020-102011-XXXXXXXX-XX	Bakery	Tina Drzal	Dawn Katz	Santos-George
01-1020-102012-XXXXXXXX-XX	Real Estate	Jake Homuth	Catherine Jones	Gabbard
01-1020-102014-XXXXXXXX-XX	FAST Track	Tricia Johnson	Victor Gallegos	Koronkiewicz
01-1020-102016-XXXXXXXX-XX	Manufacturing and Advanced Technology	Tom McGee	Tom McGee	Santos-George
01-1020-102019-XXXXXXXX-XX	Paralegal Studies	Robin Deak	Dawn Katz	Santos-George
01-1030-102018-XXXXXXXX-XX	Criminal Justice	Mark Krause	Dawn Katz	Santos-George
01-1030-102020-XXXXXXXX-XX	Early Childhd Ed	Lisha Linder	Dawn Katz	Santos-George
01-1030-102022-XXXXXXXX-XX	EMT	Dawn Katz	Dawn Katz	Santos-George
01-1030-102024-XXXXXXXX-XX	Fire Science	Mike Majercik	Dawn Katz	Santos-George
01-1030-102026-XXXXXXXX-XX	Education	Lisha Linder	Dawn Katz	Santos-George

Department Code	Department Name	Supervisor	Dean/Director	VP/Exec
01-1030-102028-XXXXXXXX-XX	Ed Prog & Partnership	Dawn Katz	Dawn Katz	Santos-George
01-1030-102030-XXXXXXXX-XX	Automotive	Nathan Kivley	Tom McGee	Santos-George
01-1030-102032-XXXXXXXX-XX	Electronic Eng Tech	Tom McGee	Tom McGee	Santos-George
01-1030-102033-XXXXXXXX-XX	Graphic Arts	Sarah Ruthven	Vacant	Santos-George
01-1030-102034-XXXXXXXX-XX	Application Design & Development	Bill Skrzypczak	Arlene Santos-George	Santos-George
01-1030-102036-XXXXXXXX-XX	Engineering and Building Technology	Bob Mihelich	Tom McGee	Santos-George
01-1030-102038-XXXXXXXX-XX	Distrib Warehse & Log	Bob Mihelich	Tom McGee	Santos-George
01-1030-102040-XXXXXXXX-XX	Applied Technology	Bob Mihelich	Tom McGee	Santos-George
01-1030-102042-XXXXXXXX-XX	Constr Mgmt Tech	Bob Mihelich	Tom McGee	Santos-George
01-1030-102044-XXXXXXXX-XX	College & Career Readiness	Cara Schultz	Daniela Broderick	Santos-George
01-1030-102050-XXXXXXXX-XX	Welding Credit Program	Bob Mihelich	Tom McGee	Santos-George
01-1030-102055-XXXXXXXX-XX	HVAC	Tom McGee	Tom McGee	Santos-George
01-1030-103015-XXXXXXXX-XX	Health Information Technology	Christina Coclanis-Lodin	Christina Coclanis-loding	Santos-George
01-1030-904184-XXXXXXXX-XX	CATI Director Endowed	Clinton Gabbard	Clinton Gabbard	Gabbard
01-1040-103010-XXXXXXXX-XX	Nursing Program	Betsy Schnowske	Christina Coclanis-loding	Santos-George
01-1040-103020-XXXXXXXX-XX	Occ. Therapy	Vacant	Christina Coclanis-loding	Santos-George
01-1040-103025-XXXXXXXX-XX	Physical Therapy Assistant	Christina Coclanis-Lodin	Christina Coclanis-loding	Santos-George
01-1040-103030-XXXXXXXX-XX	Nurse Assistant Ed	Betsy Schnowske	Christina Coclanis-loding	Santos-George
01-1040-103040-XXXXXXXX-XX	HFE	Elaine Whalen	Christina Coclanis-loding	Santos-George
01-1040-103060-XXXXXXXX-XX	Health Occupation	Arlene Santos-George	Arlene Santos-George	Santos-George
01-1090-501016-XXXXXXXX-XX	Gen Institution	Robert M Tenuta	Robert M Tenuta	Tenuta
01-2010-000000-XXXXXXXX-XX	General	Robert M Tenuta	Robert M Tenuta	Tenuta
01-2010-202010-XXXXXXXX-XX	Library	Ashley Fleming	Sonia Reising	Koronkiewicz
01-2010-202015-XXXXXXXX-XX	Art Gallery	Trevor Power	Vacant	Santos-George
01-2020-201020-XXXXXXXX-XX	Suppl. Learning Lab	Timothy Hopkins	Timothy Hopkins	Hopkins
01-2020-201025-XXXXXXXX-XX	Learning Support Services	Sonia Reising	Sonia Reising	Koronkiewicz
01-2020-201050-XXXXXXXX-XX	Teaching & Lrning Ctr	Holly Rey	Daniela Broderick	Santos-George
01-2020-201055-XXXXXXXX-XX	New Media Center	Holly Rey	Daniela Broderick	Santos-George
01-2030-201035-XXXXXXXX-XX	Online Support	Holly Rey	Daniela Broderick	Santos-George
01-2030-201040-XXXXXXXX-XX	Telecourses	Holly Rey	Daniela Broderick	Santos-George
01-2030-201048-XXXXXXXX-XX	Teaching and Learning	Daniela Broderick	Daniela Broderick	Santos-George
01-2080-201010-XXXXXXXX-XX	Academic Affairs & Wkforce Dev	Arlene Santos-George	Arlene Santos-George	Santos-George
01-2080-201012-XXXXXXXX-XX	AVP of Academic Affairs	Daniela Broderick	Daniela Broderick	Santos-George
01-2080-201015-XXXXXXXX-XX	VP Student Affairs	Talia Koronkiewicz	Talia Koronkiewicz	Koronkiewicz
01-2080-201018-XXXXXXXX-XX	Business, Social Sci. and Public Srv.	Dawn Katz	Dawn Katz	Santos-George
01-2080-201030-XXXXXXXX-XX	Faculty Development	Christine Grela	Daniela Broderick	Santos-George
01-2080-201060-XXXXXXXX-XX	Academic Development	Sonia Reising	Sonia Reising	Koronkiewicz
01-2090-209010-XXXXXXXX-XX	MCC Archives	Arlene Santos-George	Arlene Santos-George	Santos-George

Department Code	Department Name	Supervisor	Dean/Director	VP/Exec
01-3010-000000-XXXXXXXX-XX	General	Robert M Tenuta	Robert M Tenuta	Tenuta
01-3010-302010-XXXXXXXX-XX	Recruitment & Admissions	Amy Carzoli	Amy Carzoli	Koronkiewicz
01-3010-302016-XXXXXXXX-XX	Articulation & Transfer	Julie Sherwood	Daniela Broderick	Santos-George
01-3010-303016-XXXXXXXX-XX	Orientation	Kristi Broda	Victor Gallegos	Koronkiewicz
01-3020-302013-XXXXXXXX-XX	AVP Student Affairs	Sonia Reising	Sonia Reising	Koronkiewicz
01-3020-302015-XXXXXXXX-XX	Registration & Records	Amy Carzoli	Amy Carzoli	Koronkiewicz
01-3020-302020-XXXXXXXX-XX	Advising	Victor Gallegos	Victor Gallegos	Koronkiewicz
01-3020-303010-XXXXXXXX-XX	Counseling	Rachel Boldman	Sonia Reising	Koronkiewicz
01-3020-303012-XXXXXXXX-XX	Assessment	Sarah Ruthven	Daniela Broderick	Santos-George
01-3020-303018-XXXXXXXX-XX	Testing Center	Amy Carzoli	Amy Carzoli	Koronkiewicz
01-3020-303024-XXXXXXXX-XX	Career Services	Karen Taoada Burr	Catherine Jones	Gabbard
01-3020-303026-XXXXXXXX-XX	Workforce Services	Daniela Broderick	Daniela Broderick	Santos-George
01-3020-303028-XXXXXXXX-XX	Work Keys	Daniela Broderick	Daniela Broderick	Santos-George
01-3020-303034-XXXXXXXX-XX	Access & Disability Services	Chelsey Wintersteen	Sonia Reising	Koronkiewicz
01-3020-303036-XXXXXXXX-XX	Deaf Services	Chelsey Wintersteen	Sonia Reising	Koronkiewicz
01-3020-303060-XXXXXXXX-XX	Success Coach	Victor Gallegos	Victor Gallegos	Koronkiewicz
01-3020-303070-XXXXXXXX-XX	Student Engagement & Support	Rachel Boldman	Sonia Reising	Koronkiewicz
01-3040-302025-XXXXXXXX-XX	Financial Aid	Christopher Heftka	Christopher Heftka	Koronkiewicz
01-3040-303022-XXXXXXXX-XX	Student Empl-Wrk Stdy	Christopher Heftka	Christopher Heftka	Koronkiewicz
01-3040-501016-XXXXXXXX-XX	Gen Institution	Robert M Tenuta	Robert M Tenuta	Tenuta
01-3060-303014-XXXXXXXX-XX	Service Learning	Megan Scanlan	Sonia Reising	Koronkiewicz
01-3060-303030-XXXXXXXX-XX	Phi Theta Kappa	Heidi Boring	Daniela Broderick	Santos-George
01-3060-303032-XXXXXXXX-XX	Honors	Christine Grela	Daniela Broderick	Santos-George
01-3060-303038-XXXXXXXX-XX	Office of Student Inclusion & Diversity	Karen Tabadda-Burr	Candice Maxwell	Gabbard
01-3060-303039-XXXXXXXX-XX	Student Veteran Resource Center	Rachel Boldman	Sonia Reising	Koronkiewicz
01-3060-303040-XXXXXXXX-XX	Literary Magazine	Matt J Irie	Vacant	Santos-George
01-3060-303042-XXXXXXXX-XX	Student Life	Karen Taoada Burr	Sonia Reising	Koronkiewicz
01-3060-303044-XXXXXXXX-XX	Student Senate	Karen Taoada Burr	Sonia Reising	Koronkiewicz
01-3060-303046-XXXXXXXX-XX	Student Activity	Karen Taoada Burr	Sonia Reising	Koronkiewicz
01-3080-302040-XXXXXXXX-XX	Veterans Affairs	Sonia Reising	Sonia Reising	Koronkiewicz
01-3080-303017-XXXXXXXX-XX	New Student Welcome	Victor Gallegos	Victor Gallegos	Koronkiewicz
01-3090-303043-XXXXXXXX-XX	Student Advocacy	Lisa Brncich	Sonia Reising	Koronkiewicz
01-4010-000000-XXXXXXXX-XX	General	Robert M Tenuta	Robert M Tenuta	Tenuta
01-4010-401010-XXXXXXXX-XX	Social & Public Svc	Arlene Santos-George	Arlene Santos-George	Santos-George
01-4010-401012-XXXXXXXX-XX	Adult Education	Delia Rodriguez	Arlene Santos-George	Santos-George
01-4010-401030-XXXXXXXX-XX	Kids & College	Jake Homuth	Catherine Jones	Gabbard
01-4010-401032-XXXXXXXX-XX	Workforce and Community Development	Dawn Katz	Dawn Katz	Santos-George
01-4010-401034-XXXXXXXX-XX	Fitness Center	Joel Chapman	Karen Wiley	Koronkiewicz

Department Code	Department Name	Supervisor	Dean/Director	VP/Exec
01-4010-902036-XXXXXXXX-XX	FVCC Jul-Dec	Vacant	Catherine Jones	Gabbard
01-4010-904185-XXXXXXXX-XX	CAL Director Endowed	Clinton Gabbard	Clinton Gabbard	Gabbard
01-4020-902026-XXXXXXXX-XX	ISBDC Jul-Dec	Catherine Jones	Catherine Jones	Gabbard
01-4030-401016-XXXXXXXX-XX	SBDC. Mtch 1 Fed	Catherine Jones	Catherine Jones	Gabbard
01-4030-401018-XXXXXXXX-XX	SBDC. Mtch 2 Fed	Catherine Jones	Catherine Jones	Gabbard
01-4030-401020-XXXXXXXX-XX	SBDC - Mtch Jul-Dec St	Catherine Jones	Catherine Jones	Gabbard
01-4030-401022-XXXXXXXX-XX	SBDC - Mtch Jan-Jun St	Catherine Jones	Catherine Jones	Gabbard
01-4040-404010-XXXXXXXX-XX	Sustainability	Kim Hankins	Dave Dammon	Tenuta
01-6010-000000-XXXXXXXX-XX	General	Robert M Tenuta	Robert M Tenuta	Tenuta
01-7010-000000-XXXXXXXX-XX	General	Robert M Tenuta	Robert M Tenuta	Tenuta
01-7010-505010-XXXXXXXX-XX	Shah Center Oper	Dave Dammon	Dave Dammon	Tenuta
01-7030-505055-XXXXXXXX-XX	Buildings & Grnds	Dave Dammon	Dave Dammon	Tenuta
01-8010-000000-XXXXXXXX-XX	General	Robert M Tenuta	Robert M Tenuta	Tenuta
01-8010-501012-XXXXXXXX-XX	Executive Office	Clinton Gabbard	Clinton Gabbard	Gabbard
01-8010-501013-XXXXXXXX-XX	DEBI-Diversity Eq Belong Inc	Candice Maxwell	Candice Maxwell	Gabbard
01-8010-501042-XXXXXXXX-XX	Strategic Initiatives	Christina Haggerty	Christina Haggerty	Haggerty
01-8020-501010-XXXXXXXX-XX	Duplication	Ryan Klos	Ryan Klos	Haggerty
01-8020-501018-XXXXXXXX-XX	Chargebacks	Robert M Tenuta	Robert M Tenuta	Tenuta
01-8020-501020-XXXXXXXX-XX	Resource Develmnt	Wendy Lauen	Wendy Lauen	Haggerty
01-8020-501026-XXXXXXXX-XX	Clearing Account	Robert M Tenuta	Robert M Tenuta	Tenuta
01-8020-501028-XXXXXXXX-XX	Mailroom	Jim Julison	Jim Julison	Tenuta
01-8020-501044-XXXXXXXX-XX	Public Service Exp from Aux	Robert M Tenuta	Robert M Tenuta	Tenuta
01-8020-502010-XXXXXXXX-XX	Student Accounts	Amy Carzoli	Amy Carzoli	Koronkiewicz
01-8020-502015-XXXXXXXX-XX	Business Office	Paula Gardner	Paula Gardner	Tenuta
01-8020-502025-XXXXXXXX-XX	Chief Fin Officer/Treasurer	Robert M Tenuta	Robert M Tenuta	Tenuta
01-8020-502030-XXXXXXXX-XX	Business Services & Purch	Jim Julison	Jim Julison	Tenuta
01-8030-501022-XXXXXXXX-XX	Foundation Supt	Christina Haggerty	Christina Haggerty	Haggerty
01-8030-501032-XXXXXXXX-XX	Marketing & Public Relatn	Ryan Klos	Ryan Klos	Haggerty
01-8040-501036-XXXXXXXX-XX	Campus Safety	Tom Kretschmer	Tom Kretschmer	Gabbard
01-8040-503010-XXXXXXXX-XX	Human Resources	HR Open	HR Open	HR Open
01-8040-503015-XXXXXXXX-XX	Staff Services	Lisa Brncich	Sonia Reising	Koronkiewicz
01-8050-501014-XXXXXXXX-XX	Board Of Trustees	Clinton Gabbard	Clinton Gabbard	Gabbard
01-8060-501015-XXXXXXXX-XX	Incident Response	Robert M Tenuta	Robert M Tenuta	Tenuta
01-8060-501016-XXXXXXXX-XX	General Institutional Exp	Robert M Tenuta	Robert M Tenuta	Tenuta
01-8060-501024-XXXXXXXX-XX	Institutional Sch	Katherine Bellan	Katherine Bellan	Haggerty
01-8060-501040-XXXXXXXX-XX	Institutional Liab Act	Robert M Tenuta	Robert M Tenuta	Tenuta
01-8060-503025-XXXXXXXX-XX	Employee Health Ins	Robert M Tenuta	Robert M Tenuta	Tenuta
01-8070-506010-XXXXXXXX-XX	Institutional Advancement	Christina Haggerty	Christina Haggerty	Haggerty

Fund Fund Title

<i>Department Code</i>	<i>Department Name</i>	<i>Supervisor</i>	<i>Dean/Director</i>	<i>VP/Exec</i>
01-8070-506012-XXXXXXXX-XX	Institutional Advancement AQIP	Christina Haggerty	Christina Haggerty	Haggerty
01-8070-506015-XXXXXXXX-XX	Institutional Research	Megan Lombardi	Megan Lombardi	Gabbard
01-8080-504010-XXXXXXXX-XX	Information Technology	Timothy Hopkins	Timothy Hopkins	Hopkins
01-8080-504015-XXXXXXXX-XX	DevOps Services	Timothy Hopkins	Timothy Hopkins	Hopkins
01-8080-504020-XXXXXXXX-XX	Infrastructure and Security	G Robert Rasmussen	Timothy Hopkins	Hopkins
01-8080-504030-XXXXXXXX-XX	Classroom Architecture and Project Manag	Timothy Hopkins	Timothy Hopkins	Hopkins
01-8080-504035-XXXXXXXX-XX	ERP Implementation	Timothy Hopkins	Timothy Hopkins	Hopkins
01-8090-000000-XXXXXXXX-XX	General	Robert M Tenuta	Robert M Tenuta	Tenuta
01-9010-000000-XXXXXXXX-XX	General	Robert M Tenuta	Robert M Tenuta	Tenuta
01-9030-000000-XXXXXXXX-XX	General	Robert M Tenuta	Robert M Tenuta	Tenuta
02 Operations and Maintenance				
02-0000-000000-XXXXXXXX-XX	General	Robert M Tenuta	Robert M Tenuta	Tenuta
02-7010-505015-XXXXXXXX-XX	Building Maintn	Dave Dammon	Dave Dammon	Tenuta
02-7010-505020-XXXXXXXX-XX	Switchboard	Lisa Brncich	Sonia Reising	Koronkiewicz
02-7010-505060-XXXXXXXX-XX	I.S.E.S.	Dave Dammon	Dave Dammon	Tenuta
02-7020-505025-XXXXXXXX-XX	Custodial Maintn	Dave Dammon	Dave Dammon	Tenuta
02-7020-505030-XXXXXXXX-XX	Catalyst Campus Custodial Maint	Dave Dammon	Dave Dammon	Tenuta
02-7030-505035-XXXXXXXX-XX	Roads & Grounds	Dave Dammon	Dave Dammon	Tenuta
02-7030-505036-XXXXXXXX-XX	Roads & Grounds-Athletic	Dave Dammon	Dave Dammon	Tenuta
02-7030-505055-XXXXXXXX-XX	Buildings & Grnds	Dave Dammon	Dave Dammon	Tenuta
02-7050-505040-XXXXXXXX-XX	Vehicle Expense	Dave Dammon	Dave Dammon	Tenuta
02-7060-505045-XXXXXXXX-XX	Utility Expense	Dave Dammon	Dave Dammon	Tenuta
02-7090-505050-XXXXXXXX-XX	Physical Fac Oth	Dave Dammon	Dave Dammon	Tenuta
02-8020-501051-XXXXXXXX-XX	Parking Lot B & D Project	Dave Dammon	Dave Dammon	Tenuta
02-8020-505051-XXXXXXXX-XX	Parking Lot B & D Project	Dave Dammon	Dave Dammon	Tenuta
02-8060-501058-XXXXXXXX-XX	Storage Building	Dave Dammon	Dave Dammon	Tenuta
03 Operations and Maintenance Restricted				
03-0000-000000-XXXXXXXX-XX	General	Robert M Tenuta	Robert M Tenuta	Tenuta
03-8020-501030-XXXXXXXX-XX	Replacement Reserv	Robert M Tenuta	Robert M Tenuta	Tenuta
03-8020-501031-XXXXXXXX-XX	Culinary Mgt Cafe Proj	Robert M Tenuta	Robert M Tenuta	Tenuta
03-8020-501049-XXXXXXXX-XX	Leases	Robert M Tenuta	Robert M Tenuta	Tenuta
03-8020-501050-XXXXXXXX-XX	Building E & D Project	Robert M Tenuta	Robert M Tenuta	Tenuta
03-8020-501052-XXXXXXXX-XX	Site Acquisition	Robert M Tenuta	Robert M Tenuta	Tenuta
03-8020-501053-XXXXXXXX-XX	IDOT Project	Robert M Tenuta	Robert M Tenuta	Tenuta
03-8020-501054-XXXXXXXX-XX	Capital Leases	Robert M Tenuta	Robert M Tenuta	Tenuta
03-8060-501016-XXXXXXXX-XX	General Institutional Exp	Robert M Tenuta	Robert M Tenuta	Tenuta
03-8060-501055-XXXXXXXX-XX	Health & Science Proj	Robert M Tenuta	Robert M Tenuta	Tenuta
03-8060-501056-XXXXXXXX-XX	Greenhouse Project	Robert M Tenuta	Robert M Tenuta	Tenuta

Fund Fund Title

<i>Department Code</i>	<i>Department Name</i>	<i>Supervisor</i>	<i>Dean/Director</i>	<i>VP/Exec</i>
03-8060-501057-XXXXXXXX-XX	Building A Renovations	Robert M Tenuta	Robert M Tenuta	Tenuta
03-8060-501059-XXXXXXXX-XX	CDB Loading Dock Project	Robert M Tenuta	Robert M Tenuta	Tenuta
03-8060-501060-XXXXXXXX-XX	CATI Building CDB Project	Robert M Tenuta	Robert M Tenuta	Tenuta
03-8060-501061-XXXXXXXX-XX	Univeristy Center Building	Robert M Tenuta	Robert M Tenuta	Tenuta
04 Bond and Interest				
04-0000-000000-XXXXXXXX-XX	General	Robert M Tenuta	Robert M Tenuta	Tenuta
04-8060-501017-XXXXXXXX-XX	Institutional	Robert M Tenuta	Robert M Tenuta	Tenuta
05 Auxiliary				
05-0000-000000-XXXXXXXX-XX	General	Robert M Tenuta	Robert M Tenuta	Tenuta
05-0000-201045-XXXXXXXX-XX	ONLINE CE/CAREER TRAINING	Jake Homuth	Catherine Jones	Gabbard
05-0000-401024-XXXXXXXX-XX	Personal Development Program	Jake Homuth	Catherine Jones	Gabbard
05-0000-401026-XXXXXXXX-XX	Retired Adult Prog	Jake Homuth	Catherine Jones	Gabbard
05-0000-404015-XXXXXXXX-XX	People In Need	Christina Haggerty	Christina Haggerty	Haggerty
05-0000-501033-XXXXXXXX-XX	Tartan Bistro - Cullinary	Tina Drzal	Dawn Katz	Santos-George
05-0000-501054-XXXXXXXX-XX	Capital Leases	Robert M Tenuta	Robert M Tenuta	Tenuta
05-0000-601005-XXXXXXXX-XX	University Center	Kailey Harmon	Daniela Broderick	Koronkiewicz
05-0000-601010-XXXXXXXX-XX	Conferences and Rental	Katherine Bellan	Katherine Bellan	Haggerty
05-0000-601015-XXXXXXXX-XX	CLC	Lisha Linder	Dawn Katz	Santos-George
05-0000-602010-XXXXXXXX-XX	The MCC Store	Christina Haggerty	Christina Haggerty	Haggerty
05-0000-603010-XXXXXXXX-XX	Food Service Admin	Kurt Kurlek	Kurt Kurlek	Tenuta
05-0000-604020-XXXXXXXX-XX	Traffic Safety Program	Catherine Jones	Catherine Jones	Gabbard
05-0000-604025-XXXXXXXX-XX	Focus on the Kids	Jake Homuth	Catherine Jones	Gabbard
05-0000-604030-XXXXXXXX-XX	Center for Agrarian Learning	Sheri Doyel	Sheri Doyel	Gabbard
05-0000-605010-XXXXXXXX-XX	Athletics	Karen Wiley	Karen Wiley	Koronkiewicz
05-0000-609020-XXXXXXXX-XX	MCC Floral Shop	Garrett Beier	Christina Coclanis-Ioding	Santos-George
05-0000-609025-XXXXXXXX-XX	Workforce Training - Open Enrollment	Catherine Jones	Catherine Jones	Gabbard
05-0000-609030-XXXXXXXX-XX	Workforce Training - Contract Training	Catherine Jones	Catherine Jones	Gabbard
05-0000-609032-XXXXXXXX-XX	Workforce Training Program	Jake Homuth	Catherine Jones	Gabbard
05-0000-904159-XXXXXXXX-XX	CRRSA-HEERF II Institutional	Robert M Tenuta	Robert M Tenuta	Tenuta
05-2030-201045-XXXXXXXX-XX	ONLINE CE/CAREER TRAINING	Jake Homuth	Catherine Jones	Gabbard
05-3060-303048-XXXXXXXX-XX	The "Tartan"	Toni Countryman	Vacant	Santos-George
05-4000-604020-XXXXXXXX-XX	Traffic Safety Program	Catherine Jones	Catherine Jones	Gabbard
05-4000-604025-XXXXXXXX-XX	Focus on the Kids	Jake Homuth	Catherine Jones	Gabbard
05-4010-401024-XXXXXXXX-XX	Personal Development Program	Jake Homuth	Catherine Jones	Gabbard
05-4010-401026-XXXXXXXX-XX	Retired Adult Prog	Jake Homuth	Catherine Jones	Gabbard
05-4010-604030-XXXXXXXX-XX	Center for Agrarian Learning	Sheri Doyel	Sheri Doyel	Gabbard
05-4040-404015-XXXXXXXX-XX	Center for Non-Profit Leadership	Christina Haggerty	Christina Haggerty	Haggerty
05-6010-501033-XXXXXXXX-XX	Tartan Bistro - Cullinary	Tina Drzal	Dawn Katz	Santos-George

<i>Department Code</i>	<i>Department Name</i>	<i>Supervisor</i>	<i>Dean/Director</i>	<i>VP/Exec</i>
05-6010-603010-XXXXXXXX-XX	Food Service Admin	Kurt Kurlek	Kurt Kurlek	Tenuta
05-6020-602010-XXXXXXXX-XX	The MCC Store	Christina Haggerty	Christina Haggerty	Haggerty
05-6040-605010-XXXXXXXX-XX	Athletics	Karen Wiley	Karen Wiley	Koronkiewicz
05-6080-601005-XXXXXXXX-XX	University Center	Kailey Harmon	Daniela Broderick	Koronkiewicz
05-6080-601010-XXXXXXXX-XX	Conferences and Rental	Katherine Bellan	Katherine Bellan	Haggerty
05-6090-601015-XXXXXXXX-XX	CLC	Lisha Linder	Dawn Katz	Santos-George
05-6090-609020-XXXXXXXX-XX	MCC Floral Shop	Garrett Beier	Christina Coclanis-Ioding	Santos-George
05-6090-609022-XXXXXXXX-XX	Workforce Comm & Bus Prog	Catherine Jones	Catherine Jones	Gabbard
05-6090-609025-XXXXXXXX-XX	Workforce Training - Open Enrollment	Catherine Jones	Catherine Jones	Gabbard
05-6090-609030-XXXXXXXX-XX	Workforce Training - Contract Training	Catherine Jones	Catherine Jones	Gabbard
05-6090-609032-XXXXXXXX-XX	Workforce Training Program	Jake Homuth	Catherine Jones	Gabbard
06 Restricted Purposes				
06-0000-000000-XXXXXXXX-XX	General	Robert M Tenuta	Robert M Tenuta	Tenuta
06-0000-302030-XXXXXXXX-XX	Federal Programs	Christopher Heftka	Christopher Heftka	Koronkiewicz
06-0000-302032-XXXXXXXX-XX	Federal-Student Workers	Christopher Heftka	Christopher Heftka	Koronkiewicz
06-0000-900000-XXXXXXXX-XX	General	Robert M Tenuta	Robert M Tenuta	Tenuta
06-0000-901016-XXXXXXXX-XX	Federal Basic Adult Ed	Delia Rodriguez	Delia Rodriguez	Santos-George
06-0000-901018-XXXXXXXX-XX	English Literacy / Civics	Delia Rodriguez	Delia Rodriguez	Santos-George
06-0000-901020-XXXXXXXX-XX	GI Bill Student Grants	Christopher Heftka	Christopher Heftka	Koronkiewicz
06-0000-901022-XXXXXXXX-XX	SBDC Federal 1	Catherine Jones	Catherine Jones	Gabbard
06-0000-901026-XXXXXXXX-XX	Perkins IV PostSecond Basic	Daniela Broderick	Daniela Broderick	Santos-George
06-0000-902010-XXXXXXXX-XX	IL CoopWork Study	Catherine Jones	Catherine Jones	Gabbard
06-0000-902011-XXXXXXXX-XX	IL Coop Work Study	Tom McGee	Tom McGee	Santos-George
06-0000-902014-XXXXXXXX-XX	State Basic Adult Ed	Delia Rodriguez	Delia Rodriguez	Santos-George
06-0000-902016-XXXXXXXX-XX	Community Literacy Program	Delia Rodriguez	Delia Rodriguez	Santos-George
06-0000-902024-XXXXXXXX-XX	MAP Grant Award	Christopher Heftka	Christopher Heftka	Koronkiewicz
06-0000-902027-XXXXXXXX-XX	ECACE-Early Childhood Access	Lisha Linder	Dawn Katz	Santos-George
06-0000-902030-XXXXXXXX-XX	ISBDC Program Revenue	Catherine Jones	Catherine Jones	Gabbard
06-0000-902033-XXXXXXXX-XX	IGEN - Renewable Energy	Kim Hankins	Dave Dammon	Tenuta
06-0000-902034-XXXXXXXX-XX	Illinois Green Economy	Kim Hankins	Dave Dammon	Tenuta
06-0000-902040-XXXXXXXX-XX	State Performance	Delia Rodriguez	Delia Rodriguez	Santos-George
06-0000-902060-XXXXXXXX-XX	Dpnds Police Fire Corr Off Grt	Dawn Katz	Dawn Katz	Santos-George
06-0000-904060-XXXXXXXX-XX	IRS Vol Income Tax Asst Grant	Ann Esarco	Dawn Katz	Santos-George
06-0000-904075-XXXXXXXX-XX	Redefining HS/College Transiti	Robert M Tenuta	Robert M Tenuta	Tenuta
06-0000-904090-XXXXXXXX-XX	WIOA Out-of-School Youth Prog	Daniela Broderick	Daniela Broderick	Santos-George
06-0000-904110-XXXXXXXX-XX	Upward Bound Grant	Renee Govea	Sonia Reising	Koronkiewicz
06-0000-904115-XXXXXXXX-XX	Urban Agriculture Grant	Arlene Santos-George	Arlene Santos-George	Santos-George
06-0000-904120-XXXXXXXX-XX	Nuts Bolts Thingamajigs Grant	Jake Homuth	Catherine Jones	Gabbard

Department Code	Department Name	Supervisor	Dean/Director	VP/Exec
06-0000-904126-XXXXXXXX-XX	NSF STEM Scholarship Grant	Christina Coclanis-Lodin	Christina Coclanis-loding	Santos-George
06-0000-904127-XXXXXXXX-XX	Skyepack Textbook Liberation	Julie Freelove	Dawn Katz	Santos-George
06-0000-904130-XXXXXXXX-XX	Sage Legacy Grant	Catherine Jones	Catherine Jones	Gabbard
06-0000-904134-XXXXXXXX-XX	Childcare Access-CCAMPIS Grant	Lisha Linder	Dawn Katz	Santos-George
06-0000-904136-XXXXXXXX-XX	IMA Education Foundation Grant	Catherine Jones	Catherine Jones	Gabbard
06-0000-904139-XXXXXXXX-XX	DGLF Adult Literacy Grant	Delia Rodriguez	Delia Rodriguez	Santos-George
06-0000-904140-XXXXXXXX-XX	CCT-Food Land Opportunity	Sheri Doyel	Sheri Doyel	Gabbard
06-0000-904141-XXXXXXXX-XX	Innovative Bridge & Transition	Delia Rodriguez	Delia Rodriguez	Santos-George
06-0000-904147-XXXXXXXX-XX	Pathways to Persistence & Grad	Christina Swanson	Talia Koronkiewicz	Koronkiewicz
06-0000-904150-XXXXXXXX-XX	Emergency Relief Funds	Robert M Tenuta	Robert M Tenuta	Tenuta
06-0000-904151-XXXXXXXX-XX	Bridge to Success-CFMC	Talia Koronkiewicz	Talia Koronkiewicz	Koronkiewicz
06-0000-904152-XXXXXXXX-XX	SIP Emergency Relief Fund	Christina Swanson	Christina Swanson	Koronkiewicz
06-0000-904153-XXXXXXXX-XX	Competency Based Education	Arlene Santos-George	Arlene Santos-George	Santos-George
06-0000-904154-XXXXXXXX-XX	Ed Stabilization Fund-GEER	Sonia Reising	Sonia Reising	Koronkiewicz
06-0000-904155-XXXXXXXX-XX	IL SBDC Cares Act Funds	Catherine Jones	Catherine Jones	Gabbard
06-0000-904156-XXXXXXXX-XX	Perkins CTE Improvement Grant	Catherine Jones	Catherine Jones	Gabbard
06-0000-904157-XXXXXXXX-XX	CURES Act Grant	Arlene Santos-George	Arlene Santos-George	Santos-George
06-0000-904158-XXXXXXXX-XX	CRRSA-Coronavirus Relief	Robert M Tenuta	Robert M Tenuta	Tenuta
06-0000-904159-XXXXXXXX-XX	CRRSA-HEERF II Institutional	Robert M Tenuta	Robert M Tenuta	Tenuta
06-0000-904160-XXXXXXXX-XX	ARP-HEERF III Student	Robert M Tenuta	Robert M Tenuta	Tenuta
06-0000-904161-XXXXXXXX-XX	CRRSA-HEERF III Institutional	Robert M Tenuta	Robert M Tenuta	Tenuta
06-0000-904163-XXXXXXXX-XX	Family Health Partnership Clin	Arlene Santos-George	Arlene Santos-George	Santos-George
06-0000-904164-XXXXXXXX-XX	ETSB Starcom21 McHenry Cty	Tom Kretschmer	Tom Kretschmer	Gabbard
06-0000-904165-XXXXXXXX-XX	CFMC Career Exploration Grant	Catherine Jones	Catherine Jones	Gabbard
06-0000-904167-XXXXXXXX-XX	GEER II-Learning Renewal Plan	Sonia Reising	Sonia Reising	Koronkiewicz
06-0000-904168-XXXXXXXX-XX	USDA Campus-Based Food Hub	Sheri Doyel	Sheri Doyel	Gabbard
06-0000-904169-XXXXXXXX-XX	Specialty Crop Grant Grant	Sheri Doyel	Sheri Doyel	Gabbard
06-0000-904170-XXXXXXXX-XX	Advance McHenry Cty-CATI Equip	Tom McGee	Tom McGee	Santos-George
06-0000-904171-XXXXXXXX-XX	AdvanceMcHenryCty-Man Pathways	Catherine Jones	Catherine Jones	Gabbard
06-0000-904172-XXXXXXXX-XX	Job Training/Econ Dev-JTED	Catherine Jones	Catherine Jones	Gabbard
06-0000-904174-XXXXXXXX-XX	ECACE-Early Childhood Access	Dawn Katz	Dawn Katz	Santos-George
06-0000-904175-XXXXXXXX-XX	IMEC/AdvMcHCty/Workplace Skill	Catherine Jones	Catherine Jones	Gabbard
06-0000-904176-XXXXXXXX-XX	College Bridge Grant	Sonia Reising	Sonia Reising	Koronkiewicz
06-0000-904177-XXXXXXXX-XX	Dual Credit Program Expansion	Cara Schultz	Daniela Broderick	Santos-George
06-0000-904178-XXXXXXXX-XX	Upward Bound Harvard CUSD 50	Renee Govea	Sonia Reising	Koronkiewicz
06-0000-904179-XXXXXXXX-XX	PATH-Pipeline Adv Hlthcare	Betsy Schnowske	Betsy Schnowske	Santos-George
06-0000-904180-XXXXXXXX-XX	IBHE Nursing School Grant	Betsy Schnowske	Christina Coclanis-loding	Santos-George
06-0000-904181-XXXXXXXX-XX	Mental Health Early Action	Rachel Boldman	Sonia Reising	Koronkiewicz

Department Code	Department Name	Supervisor	Dean/Director	VP/Exec
06-0000-904183-XXXXXXXX-XX	Lieb Director Endowed	Marla Garrison	Marla Garrison	Gabbard
06-0000-904184-XXXXXXXX-XX	CATI Director Endowed	Clinton Gabbard	Clinton Gabbard	Gabbard
06-0000-904185-XXXXXXXX-XX	CAL Director Endowed	Clinton Gabbard	Clinton Gabbard	Gabbard
06-0000-904186-XXXXXXXX-XX	Midwest Schools	Sheri Doyel	Sheri Doyel	Gabbard
06-1010-904183-XXXXXXXX-XX	Lieb Director Endowed	Marla Garrison	Marla Garrison	Gabbard
06-1030-904153-XXXXXXXX-XX	Competency Based Education	Arlene Santos-George	Arlene Santos-George	Santos-George
06-1030-904170-XXXXXXXX-XX	Advance McHenry Cty-CATI Equip	Tom McGee	Tom McGee	Santos-George
06-1030-904174-XXXXXXXX-XX	ECACE-Early Childhood Access	Dawn Katz	Dawn Katz	Santos-George
06-1030-904184-XXXXXXXX-XX	CATI Director Endowed	Clinton Gabbard	Clinton Gabbard	Gabbard
06-1040-904149-XXXXXXXX-XX	Transition Instruction Math	Daniela Broderick	Daniela Broderick	Santos-George
06-1040-904179-XXXXXXXX-XX	PATH-Pipeline Adv Hlthcare	Betsy Schnowske	Betsy Schnowske	Santos-George
06-1040-904180-XXXXXXXX-XX	IBHE Nursing School Grant	Betsy Schnowske	Christina Coclanis-Ioding	Santos-George
06-1060-901016-XXXXXXXX-XX	Federal Basic Adult Ed	Delia Rodriguez	Delia Rodriguez	Santos-George
06-1060-901018-XXXXXXXX-XX	English Literacy / Civics	Delia Rodriguez	Delia Rodriguez	Santos-George
06-1060-902014-XXXXXXXX-XX	State Basic Adult Ed	Delia Rodriguez	Delia Rodriguez	Santos-George
06-1060-902016-XXXXXXXX-XX	Community Literacy Program	Delia Rodriguez	Delia Rodriguez	Santos-George
06-1060-902040-XXXXXXXX-XX	State Performance	Delia Rodriguez	Delia Rodriguez	Santos-George
06-1060-904139-XXXXXXXX-XX	DGLF Adult Literacy Grant	Delia Rodriguez	Delia Rodriguez	Santos-George
06-1090-904090-XXXXXXXX-XX	WIOA Out-of-School Youth Prog	Daniela Broderick	Daniela Broderick	Santos-George
06-2080-904127-XXXXXXXX-XX	Skyepack Textbook Liberation	Julie Freelo	Tom McGee	Santos-George
06-2080-904140-XXXXXXXX-XX	CCT-Food Land Opportunity	Sheri Doyel	Sheri Doyel	Gabbard
06-2080-904141-XXXXXXXX-XX	Innovative Bridge & Transition	Delia Rodriguez	Delia Rodriguez	Santos-George
06-2080-904156-XXXXXXXX-XX	Perkins CTE Improvement Grant	Catherine Jones	Catherine Jones	Gabbard
06-2080-904177-XXXXXXXX-XX	Dual Credit Program Expansion	Cara Schultz	Daniela Broderick	Santos-George
06-2090-904157-XXXXXXXX-XX	CURES Act Grant	Arlene Santos-George	Arlene Santos-George	Santos-George
06-2090-904176-XXXXXXXX-XX	College Bridge Grant	Sonia Reising	Sonia Reising	Koronkiewicz
06-3010-901020-XXXXXXXX-XX	GI Bill Student Grants	Christopher Heftka	Christopher Heftka	Koronkiewicz
06-3020-901022-XXXXXXXX-XX	SBDC Federal 1	Catherine Jones	Catherine Jones	Gabbard
06-3020-904075-XXXXXXXX-XX	Redefining HS/College Transiti	Robert M Tenuta	Robert M Tenuta	Tenuta
06-3020-904110-XXXXXXXX-XX	Upward Bound Grant	Renee Govea	Sonia Reising	Koronkiewicz
06-3020-904165-XXXXXXXX-XX	CFMC Career Exploration Grant	Catherine Jones	Catherine Jones	Gabbard
06-3020-904178-XXXXXXXX-XX	Upward Bound Harvard CUSD 50	Renee Govea	Sonia Reising	Koronkiewicz
06-3030-904181-XXXXXXXX-XX	Mental Health Early Action	Rachel Boldman	Sonia Reising	Koronkiewicz
06-3040-302030-XXXXXXXX-XX	Federal Programs	Christopher Heftka	Christopher Heftka	Koronkiewicz
06-3040-901026-XXXXXXXX-XX	Perkins IV PostSecond Basic	Daniela Broderick	Daniela Broderick	Santos-George
06-3080-904126-XXXXXXXX-XX	NSF STEM Scholarship Grant	Christina Coclanis-Lodin	Christina Coclanis-Ioding	Santos-George
06-3080-904147-XXXXXXXX-XX	Pathways to Persistence & Grad	Christina Swanson	Talia Koronkiewicz	Koronkiewicz
06-3080-904152-XXXXXXXX-XX	SIP Emergency Relief Fund	Christina Swanson	Christina Swanson	Koronkiewicz

Fund Fund Title

<i>Department Code</i>	<i>Department Name</i>	<i>Supervisor</i>	<i>Dean/Director</i>	<i>VP/Exec</i>
06-3090-904163-XXXXXXXX-XX	Family Health Partnership Clin	Arlene Santos-George	Arlene Santos-George	Santos-George
06-3090-904168-XXXXXXXX-XX	USDA Campus-Based Food Hub	Sheri Doyel	Sheri Doyel	Gabbard
06-4010-904120-XXXXXXXX-XX	Nuts Bolts Thingamajigs Grant	Jake Homuth	Catherine Jones	Gabbard
06-4010-904185-XXXXXXXX-XX	CAL Director Endowed	Clinton Gabbard	Clinton Gabbard	Gabbard
06-4020-902010-XXXXXXXX-XX	IL CoopWork Study	Catherine Jones	Catherine Jones	Gabbard
06-4020-902011-XXXXXXXX-XX	IL Coop Work Study	Catherine Jones	Catherine Jones	Gabbard
06-4020-902030-XXXXXXXX-XX	ISBDC Program Revenue	Catherine Jones	Catherine Jones	Gabbard
06-4020-904130-XXXXXXXX-XX	Sage Legacy Grant	Catherine Jones	Catherine Jones	Gabbard
06-4020-904136-XXXXXXXX-XX	IMA Education Foundation Grant	Catherine Jones	Catherine Jones	Gabbard
06-4020-904151-XXXXXXXX-XX	Bridge to Success-CFMC	Talia Koronkiewicz	Talia Koronkiewicz	Koronkiewicz
06-4020-904169-XXXXXXXX-XX	Specialty Crop Grant Grant	Sheri Doyel	Sheri Doyel	Gabbard
06-4020-904171-XXXXXXXX-XX	AdvanceMcHenryCty-Man Pathways	Catherine Jones	Arlene Santos-George	Santos-George
06-4020-904172-XXXXXXXX-XX	Job Training/Econ Dev-JTED	Catherine Jones	Catherine Jones	Gabbard
06-4020-904175-XXXXXXXX-XX	IMEC/AdvMcHCty/Workplace Skill	Catherine Jones	Catherine Jones	Gabbard
06-4020-904186-XXXXXXXX-XX	Midwest Schools	Sheri Doyel	Sheri Doyel	Gabbard
06-4030-902033-XXXXXXXX-XX	IGEN - Renewable Energy	Kim Hankins	Dave Dammon	Tenuta
06-4030-904155-XXXXXXXX-XX	IL SBDC Cares Act Funds	Catherine Jones	Catherine Jones	Gabbard
06-4040-904060-XXXXXXXX-XX	IRS Vol Income Tax Asst Grant	Ann Esarco	Dawn Katz	Santos-George
06-7090-902034-XXXXXXXX-XX	Illinois Green Economy	Kim Hankins	Dave Dammon	Tenuta
06-8040-904164-XXXXXXXX-XX	ETSB Starcom21 McHenry Cty	Tom Kretschmer	Tom Kretschmer	Gabbard
06-8060-904159-XXXXXXXX-XX	CRRSA-HEERF II Institutional	Robert M Tenuta	Robert M Tenuta	Tenuta
06-8060-904161-XXXXXXXX-XX	CRRSA-HEERF III Institutional	Robert M Tenuta	Robert M Tenuta	Tenuta
06-9010-902024-XXXXXXXX-XX	MAP Grant Award	Christopher Heftka	Christopher Heftka	Koronkiewicz
06-9010-902027-XXXXXXXX-XX	ECACE-Early Childhood Access	Lisha Linder	Dawn Katz	Santos-George
06-9010-902060-XXXXXXXX-XX	Dpnds Police Fire Corr Off Grt	Arlene Santos-George	Arlene Santos-George	Santos-George
06-9010-904134-XXXXXXXX-XX	Childcare Access-CCAMPIS Grant	Lisha Linder	Dawn Katz	Santos-George
06-9010-904150-XXXXXXXX-XX	Emergency Relief Funds	Robert M Tenuta	Robert M Tenuta	Tenuta
06-9010-904154-XXXXXXXX-XX	Ed Stabilization Fund-GEER	Sonia Reising	Sonia Reising	Koronkiewicz
06-9010-904158-XXXXXXXX-XX	CRRSA-Coronavirus Relief	Robert M Tenuta	Robert M Tenuta	Tenuta
06-9010-904160-XXXXXXXX-XX	ARP-HEERF III Student	Robert M Tenuta	Robert M Tenuta	Tenuta
06-9010-904167-XXXXXXXX-XX	GEER II-Learning Renewal Plan	Sonia Reising	Sonia Reising	Koronkiewicz
06-9030-302032-XXXXXXXX-XX	Federal-Student Workers	Christopher Heftka	Christopher Heftka	Koronkiewicz
07 Working Cash				
07-0000-000000-XXXXXXXX-XX	General	Robert M Tenuta	Robert M Tenuta	Tenuta
08 General Fixed Asset				
08-0000-000000-XXXXXXXX-XX	General	Robert M Tenuta	Robert M Tenuta	Tenuta
08-1010-000000-XXXXXXXX-XX	General	Robert M Tenuta	Robert M Tenuta	Tenuta
08-1010-501016-XXXXXXXX-XX	General Institutional Exp	Robert M Tenuta	Robert M Tenuta	Tenuta

Fund Fund Title

<i>Department Code</i>	<i>Department Name</i>	<i>Supervisor</i>	<i>Dean/Director</i>	<i>VP/Exec</i>
08-1090-000000-XXXXXXXX-XX	General	Robert M Tenuta	Robert M Tenuta	Tenuta
08-2010-000000-XXXXXXXX-XX	General	Robert M Tenuta	Robert M Tenuta	Tenuta
08-2010-501016-XXXXXXXX-XX	General Institutional Exp	Robert M Tenuta	Robert M Tenuta	Tenuta
08-3010-000000-XXXXXXXX-XX	General	Robert M Tenuta	Robert M Tenuta	Tenuta
08-3010-501016-XXXXXXXX-XX	General Institutional Exp	Robert M Tenuta	Robert M Tenuta	Tenuta
08-4010-000000-XXXXXXXX-XX	General	Robert M Tenuta	Robert M Tenuta	Tenuta
08-4010-501016-XXXXXXXX-XX	General Institutional Exp	Robert M Tenuta	Robert M Tenuta	Tenuta
08-4090-000000-XXXXXXXX-XX	General	Robert M Tenuta	Robert M Tenuta	Tenuta
08-6010-000000-XXXXXXXX-XX	General	Robert M Tenuta	Robert M Tenuta	Tenuta
08-6010-501016-XXXXXXXX-XX	General Institutional Exp	Robert M Tenuta	Robert M Tenuta	Tenuta
08-7010-000000-XXXXXXXX-XX	General	Robert M Tenuta	Robert M Tenuta	Tenuta
08-7010-501016-XXXXXXXX-XX	General Institutional Exp	Robert M Tenuta	Robert M Tenuta	Tenuta
08-7090-000000-XXXXXXXX-XX	General	Robert M Tenuta	Robert M Tenuta	Tenuta
08-8010-000000-XXXXXXXX-XX	General	Robert M Tenuta	Robert M Tenuta	Tenuta
08-8010-501016-XXXXXXXX-XX	General Institutional Exp	Robert M Tenuta	Robert M Tenuta	Tenuta
08-8090-000000-XXXXXXXX-XX	General	Robert M Tenuta	Robert M Tenuta	Tenuta
08-9010-000000-XXXXXXXX-XX	General	Robert M Tenuta	Robert M Tenuta	Tenuta
09 General Long-Term Debt				
09-0000-000000-XXXXXXXX-XX	General	Robert M Tenuta	Robert M Tenuta	Tenuta
09-1000-501040-XXXXXXXX-XX	Institutional Liab Act	Robert M Tenuta	Robert M Tenuta	Tenuta
09-2000-501040-XXXXXXXX-XX	Institutional Liab Act	Robert M Tenuta	Robert M Tenuta	Tenuta
09-3000-501040-XXXXXXXX-XX	Institutional Liab Act	Robert M Tenuta	Robert M Tenuta	Tenuta
09-4000-501040-XXXXXXXX-XX	Institutional Liab Act	Robert M Tenuta	Robert M Tenuta	Tenuta
09-6000-501040-XXXXXXXX-XX	Institutional Liab Act	Robert M Tenuta	Robert M Tenuta	Tenuta
09-8000-501040-XXXXXXXX-XX	Institutional Liab Act	Robert M Tenuta	Robert M Tenuta	Tenuta
09-8060-501040-XXXXXXXX-XX	Institutional Liab Act	Robert M Tenuta	Robert M Tenuta	Tenuta
09-9000-501040-XXXXXXXX-XX	Institutional Liab Act	Robert M Tenuta	Robert M Tenuta	Tenuta
10 Trust & Agency				
10-0000-000000-XXXXXXXX-XX	General	Robert M Tenuta	Robert M Tenuta	Tenuta
10-0000-900005-XXXXXXXX-XX	Literacy Volunteer Donations	Fund10	Fund10	Fund10
10-0000-900006-XXXXXXXX-XX	Grant Revenue Aids Task Force	Fund10	Fund10	Fund10
10-0000-900008-XXXXXXXX-XX	Virginia State Njbc Fund	Fund10	Fund10	Fund10
10-0000-900009-XXXXXXXX-XX	Art-O-Mat	Fund10	Fund10	Fund10
10-0000-900011-XXXXXXXX-XX	Govt Assist Refundable	Fund10	Fund10	Fund10
10-0000-900012-XXXXXXXX-XX	Assessment Conference	Fund10	Fund10	Fund10
10-0000-900016-XXXXXXXX-XX	Art Club	Fund10	Fund10	Fund10
10-0000-900018-XXXXXXXX-XX	Soccer Club	Fund10	Fund10	Fund10
10-0000-900019-XXXXXXXX-XX	Sherman Hospital Aux	Fund10	Fund10	Fund10

Department Code	Department Name	Supervisor	Dean/Director	VP/Exec
10-0000-900020-XXXXXXXX-XX	Maryville Academy	Fund10	Fund10	Fund10
10-0000-900021-XXXXXXXX-XX	Student Life Fundraisers	Fund10	Fund10	Fund10
10-0000-900023-XXXXXXXX-XX	Fitness Center Fundraising	Fund10	Fund10	Fund10
10-0000-900024-XXXXXXXX-XX	Skyway Co-Cirricular Account	Fund10	Fund10	Fund10
10-0000-900026-XXXXXXXX-XX	AAWCC-Amer Assoc Women Com Clg	Fund10	Fund10	Fund10
10-0000-900027-XXXXXXXX-XX	Schol Progr Administrat	Fund10	Fund10	Fund10
10-0000-900028-XXXXXXXX-XX	Students for Life	Fund10	Fund10	Fund10
10-0000-900029-XXXXXXXX-XX	Philosophy Club	Fund10	Fund10	Fund10
10-0000-900030-XXXXXXXX-XX	Black Student Union	Fund10	Fund10	Fund10
10-0000-900031-XXXXXXXX-XX	MCC Chess Club	Fund10	Fund10	Fund10
10-0000-900032-XXXXXXXX-XX	Campus Christian Fellowship	Fund10	Fund10	Fund10
10-0000-900033-XXXXXXXX-XX	Pride Club	Fund10	Fund10	Fund10
10-0000-900035-XXXXXXXX-XX	Cheshire Cheese Society	Fund10	Fund10	Fund10
10-0000-900036-XXXXXXXX-XX	Environmental Action Club	Fund10	Fund10	Fund10
10-0000-900037-XXXXXXXX-XX	Video Game Club	Fund10	Fund10	Fund10
10-0000-900038-XXXXXXXX-XX	Forensics Team	Fund10	Fund10	Fund10
10-0000-900044-XXXXXXXX-XX	Fencing Club	Fund10	Fund10	Fund10
10-0000-900045-XXXXXXXX-XX	Drama Club	Fund10	Fund10	Fund10
10-0000-900046-XXXXXXXX-XX	Student Peace Action Network	Fund10	Fund10	Fund10
10-0000-900047-XXXXXXXX-XX	Travel Club	Fund10	Fund10	Fund10
10-0000-900048-XXXXXXXX-XX	Student Nursing Organization	Fund10	Fund10	Fund10
10-0000-900049-XXXXXXXX-XX	Student Veteran Club	Fund10	Fund10	Fund10
10-0000-900050-XXXXXXXX-XX	Student Ethical Treatmt Animal	Fund10	Fund10	Fund10
10-0000-900052-XXXXXXXX-XX	Spanish Program Dev	Fund10	Fund10	Fund10
10-0000-900053-XXXXXXXX-XX	Hospitality Club	Fund10	Fund10	Fund10
10-0000-900054-XXXXXXXX-XX	Rotaract Service Club	Fund10	Fund10	Fund10
10-0000-900055-XXXXXXXX-XX	Future Engineering Scientist	Fund10	Fund10	Fund10
10-0000-900056-XXXXXXXX-XX	Writers Block Creative Writing	Fund10	Fund10	Fund10
10-0000-900057-XXXXXXXX-XX	Honors Scholarship	Fund10	Fund10	Fund10
10-0000-900058-XXXXXXXX-XX	Faculty Assoc Schol	Fund10	Fund10	Fund10
10-0000-900061-XXXXXXXX-XX	McHenry Women in Action	Fund10	Fund10	Fund10
10-0000-900065-XXXXXXXX-XX	CIS Scholarship Fund	Fund10	Fund10	Fund10
10-0000-900067-XXXXXXXX-XX	Marengo Community High School	Fund10	Fund10	Fund10
10-0000-900069-XXXXXXXX-XX	D155 CL Central HS Assoc Schp	Fund10	Fund10	Fund10
10-0000-900073-XXXXXXXX-XX	McHenry Elem ED Foundation	Fund10	Fund10	Fund10
10-0000-900075-XXXXXXXX-XX	United St Bowling Congress	Fund10	Fund10	Fund10
10-0000-900076-XXXXXXXX-XX	Mch Cty Womens Bowling	Fund10	Fund10	Fund10
10-0000-900078-XXXXXXXX-XX	Follett Educational Foundation	Fund10	Fund10	Fund10

<i>Department Code</i>	<i>Department Name</i>	<i>Supervisor</i>	<i>Dean/Director</i>	<i>VP/Exec</i>
10-0000-900079-XXXXXXXX-XX	McHenry Cnty Lation Coal Acad	Fund10	Fund10	Fund10
10-0000-900080-XXXXXXXX-XX	Woodstock Chamber of Commerce	Fund10	Fund10	Fund10
10-0000-900082-XXXXXXXX-XX	Louise Lundemo Memorial	Fund10	Fund10	Fund10
10-0000-900083-XXXXXXXX-XX	Rotary District #6440 Voc Sch	Fund10	Fund10	Fund10
10-0000-900086-XXXXXXXX-XX	Civil War Round Table	Fund10	Fund10	Fund10
10-0000-900087-XXXXXXXX-XX	Uaw-Ford Motor Company	Fund10	Fund10	Fund10
10-0000-900088-XXXXXXXX-XX	Target Scholarship	Fund10	Fund10	Fund10
10-0000-900091-XXXXXXXX-XX	Mchenry Cty Hs Act Funddw	Fund10	Fund10	Fund10
10-0000-900092-XXXXXXXX-XX	Mountain Home Elks Lodge #2276	Fund10	Fund10	Fund10
10-0000-900094-XXXXXXXX-XX	Magnuson Scholarship	Fund10	Fund10	Fund10
10-0000-900096-XXXXXXXX-XX	Prairie Ridge HS Booster Club	Fund10	Fund10	Fund10
10-0000-900097-XXXXXXXX-XX	Lakemoor Dollars For Scholars	Fund10	Fund10	Fund10
10-0000-900098-XXXXXXXX-XX	Nami Of Mchenry Cty	Fund10	Fund10	Fund10
10-0000-900099-XXXXXXXX-XX	Coca-Cola Scholars Foundation	Fund10	Fund10	Fund10
10-0000-900101-XXXXXXXX-XX	Harvard Educ Foundation	Fund10	Fund10	Fund10
10-0000-900102-XXXXXXXX-XX	Oberweis Dairy Scholarship	Fund10	Fund10	Fund10
10-0000-900103-XXXXXXXX-XX	Dkg/Ethel Rau Scholar	Fund10	Fund10	Fund10
10-0000-900104-XXXXXXXX-XX	Pioneer Center of McHenry Cnty	Fund10	Fund10	Fund10
10-0000-900107-XXXXXXXX-XX	Hundred Club-Lake County	Fund10	Fund10	Fund10
10-0000-900108-XXXXXXXX-XX	Rotary Woodstock Morning Club	Fund10	Fund10	Fund10
10-0000-900109-XXXXXXXX-XX	Amer Leg Post 171	Fund10	Fund10	Fund10
10-0000-900110-XXXXXXXX-XX	Algonquin Garden Club	Fund10	Fund10	Fund10
10-0000-900113-XXXXXXXX-XX	M.Seres Mem Scholar	Fund10	Fund10	Fund10
10-0000-900114-XXXXXXXX-XX	Club Concordia	Fund10	Fund10	Fund10
10-0000-900116-XXXXXXXX-XX	Lisa Alexander Memorial	Fund10	Fund10	Fund10
10-0000-900117-XXXXXXXX-XX	Tyco Int'L Ltd Sch	Fund10	Fund10	Fund10
10-0000-900118-XXXXXXXX-XX	Holian Scholarship	Fund10	Fund10	Fund10
10-0000-900121-XXXXXXXX-XX	Tjx Companies Inc Schlrs	Fund10	Fund10	Fund10
10-0000-900123-XXXXXXXX-XX	Brayden Spencer Powell Mem	Fund10	Fund10	Fund10
10-0000-900126-XXXXXXXX-XX	Dist 200 Wdstk Ed Fund	Fund10	Fund10	Fund10
10-0000-900127-XXXXXXXX-XX	Bj Lambourn Educ Scholarship	Fund10	Fund10	Fund10
10-0000-900128-XXXXXXXX-XX	Brainsscratch Scholarship	Fund10	Fund10	Fund10
10-0000-900129-XXXXXXXX-XX	Crystal Lake Park District	Fund10	Fund10	Fund10
10-0000-900130-XXXXXXXX-XX	Alden-Hebron HS Alum Scholarp	Fund10	Fund10	Fund10
10-0000-900132-XXXXXXXX-XX	Disabled Chgo Police Ofc	Fund10	Fund10	Fund10
10-0000-900135-XXXXXXXX-XX	Algonquin Academy Dance	Fund10	Fund10	Fund10
10-0000-900137-XXXXXXXX-XX	Scholarship America	Fund10	Fund10	Fund10
10-0000-900138-XXXXXXXX-XX	Marengo Fireman Assoc.	Fund10	Fund10	Fund10

<i>Department Code</i>	<i>Department Name</i>	<i>Supervisor</i>	<i>Dean/Director</i>	<i>VP/Exec</i>
10-0000-900139-XXXXXXXX-XX	Ece Schol (Child Care)	Fund10	Fund10	Fund10
10-0000-900144-XXXXXXXX-XX	McHenry County 4-H Youth Found	Fund10	Fund10	Fund10
10-0000-900145-XXXXXXXX-XX	Mcdonalds	Fund10	Fund10	Fund10
10-0000-900146-XXXXXXXX-XX	Gleaner Schlrsip foundt	Fund10	Fund10	Fund10
10-0000-900150-XXXXXXXX-XX	Americorp/Natl Service Award	Fund10	Fund10	Fund10
10-0000-900151-XXXXXXXX-XX	Private Kiwanis Club	Fund10	Fund10	Fund10
10-0000-900152-XXXXXXXX-XX	Crystal Lk Service League Scho	Fund10	Fund10	Fund10
10-0000-900153-XXXXXXXX-XX	IL Auto Instructor Assn	Fund10	Fund10	Fund10
10-0000-900154-XXXXXXXX-XX	Sheet Metal Workers Internatnl	Fund10	Fund10	Fund10
10-0000-900155-XXXXXXXX-XX	D.V. Nichols Music Scholaship	Fund10	Fund10	Fund10
10-0000-900156-XXXXXXXX-XX	Herman Lacy Donation	Fund10	Fund10	Fund10
10-0000-900157-XXXXXXXX-XX	Wm J Gleason Donation	Fund10	Fund10	Fund10
10-0000-900158-XXXXXXXX-XX	Gas Controllers Assn	Fund10	Fund10	Fund10
10-0000-900159-XXXXXXXX-XX	Ssao Club Scholarship	Fund10	Fund10	Fund10
10-0000-900160-XXXXXXXX-XX	D Byrne & J Jedloe Trust	Fund10	Fund10	Fund10
10-0000-900163-XXXXXXXX-XX	First United Methodist Church	Fund10	Fund10	Fund10
10-0000-900164-XXXXXXXX-XX	Union Lion Club Scholarship	Fund10	Fund10	Fund10
10-0000-900165-XXXXXXXX-XX	Barrington Area Professional	Fund10	Fund10	Fund10
10-0000-900166-XXXXXXXX-XX	American Rottweiler Club	Fund10	Fund10	Fund10
10-0000-900167-XXXXXXXX-XX	Citizens Scholarship Foundatio	Fund10	Fund10	Fund10
10-0000-900168-XXXXXXXX-XX	Sangamon County Scholarship	Fund10	Fund10	Fund10
10-0000-900173-XXXXXXXX-XX	Rotary CL Job Retrain	Fund10	Fund10	Fund10
10-0000-900174-XXXXXXXX-XX	Giordan'os Enterprises	Fund10	Fund10	Fund10
10-0000-900176-XXXXXXXX-XX	Harvard Lions Club	Fund10	Fund10	Fund10
10-0000-900177-XXXXXXXX-XX	Wauconda Fire Guns/Hose	Fund10	Fund10	Fund10
10-0000-900178-XXXXXXXX-XX	International Night	Fund10	Fund10	Fund10
10-0000-900179-XXXXXXXX-XX	Island Lake Area Lioness Club	Fund10	Fund10	Fund10
10-0000-900181-XXXXXXXX-XX	Marengo Womens Club	Fund10	Fund10	Fund10
10-0000-900182-XXXXXXXX-XX	Union Lioness Club	Fund10	Fund10	Fund10
10-0000-900186-XXXXXXXX-XX	Clothing Closet	Fund10	Fund10	Fund10
10-0000-900187-XXXXXXXX-XX	Horticulture Scholarship	Fund10	Fund10	Fund10
10-0000-900188-XXXXXXXX-XX	Distance Learning Proj	Fund10	Fund10	Fund10
10-0000-900189-XXXXXXXX-XX	Womens Softball Fund	Fund10	Fund10	Fund10
10-0000-900190-XXXXXXXX-XX	Womens Baskeball Fund	Fund10	Fund10	Fund10
10-0000-900191-XXXXXXXX-XX	Womens Volleyball Fund	Fund10	Fund10	Fund10
10-0000-900192-XXXXXXXX-XX	Intercoll Athletic Fund	Fund10	Fund10	Fund10
10-0000-900193-XXXXXXXX-XX	Mens Basketball Fund	Fund10	Fund10	Fund10
10-0000-900194-XXXXXXXX-XX	Mens Baseball Fund	Fund10	Fund10	Fund10

Department Code	Department Name	Supervisor	Dean/Director	VP/Exec
10-0000-900195-XXXXXXXX-XX	Mens Soccer Fund	Fund10	Fund10	Fund10
10-0000-900196-XXXXXXXX-XX	Athletics Sports Guide	Fund10	Fund10	Fund10
10-0000-900198-XXXXXXXX-XX	Womens Tennis Fundraiser	Fund10	Fund10	Fund10
10-0000-900199-XXXXXXXX-XX	Clay Club	Fund10	Fund10	Fund10
10-0000-900200-XXXXXXXX-XX	Volleyball Tournament	Fund10	Fund10	Fund10
10-0000-900201-XXXXXXXX-XX	Sports Camps	Fund10	Fund10	Fund10
10-0000-900202-XXXXXXXX-XX	Student Ambassadors	Fund10	Fund10	Fund10
10-0000-900203-XXXXXXXX-XX	Fit for Life Fun Run	Fund10	Fund10	Fund10
10-0000-900204-XXXXXXXX-XX	MCC Mens Tennis	Fund10	Fund10	Fund10
10-0000-900206-XXXXXXXX-XX	Ic3P3 - Career Services	Fund10	Fund10	Fund10
10-0000-900208-XXXXXXXX-XX	MCC Pride Scholarship	Fund10	Fund10	Fund10
10-0000-900209-XXXXXXXX-XX	Art Club	Fund10	Fund10	Fund10
10-0000-900210-XXXXXXXX-XX	Auto Lab Parts	Fund10	Fund10	Fund10
10-0000-900211-XXXXXXXX-XX	Auto Lab Tools	Fund10	Fund10	Fund10
10-0000-900214-XXXXXXXX-XX	Industrial Mgmt Soci MCC Ch	Fund10	Fund10	Fund10
10-0000-900215-XXXXXXXX-XX	Villa Desiderta	Fund10	Fund10	Fund10
10-0000-900217-XXXXXXXX-XX	Phi Theta Kappa-Dues	Fund10	Fund10	Fund10
10-0000-900221-XXXXXXXX-XX	Accounting Bowl	Fund10	Fund10	Fund10
10-0000-900223-XXXXXXXX-XX	CLC Fundraising	Fund10	Fund10	Fund10
10-0000-900228-XXXXXXXX-XX	Student Art Awards	Fund10	Fund10	Fund10
10-0000-900229-XXXXXXXX-XX	MCC Music Club	Fund10	Fund10	Fund10
10-0000-900233-XXXXXXXX-XX	Landscape Lab	Fund10	Fund10	Fund10
10-0000-900235-XXXXXXXX-XX	Bookstore Follett	Fund10	Fund10	Fund10
10-0000-900237-XXXXXXXX-XX	B.E.A.R. Ecology Club	Fund10	Fund10	Fund10
10-0000-900239-XXXXXXXX-XX	P.T.K. Chi Upsilon	Fund10	Fund10	Fund10
10-0000-900241-XXXXXXXX-XX	Dance Team	Fund10	Fund10	Fund10
10-0000-900242-XXXXXXXX-XX	Harmony Committee	Fund10	Fund10	Fund10
10-0000-900243-XXXXXXXX-XX	Theatre Productions	Fund10	Fund10	Fund10
10-0000-900244-XXXXXXXX-XX	Word Process Expo	Fund10	Fund10	Fund10
10-0000-900245-XXXXXXXX-XX	Latinos Unidos	Fund10	Fund10	Fund10
10-0000-900246-XXXXXXXX-XX	Multicultural Services	Fund10	Fund10	Fund10
10-0000-900248-XXXXXXXX-XX	Oneida Nation-Oneida Wisconsin	Fund10	Fund10	Fund10
10-0000-900249-XXXXXXXX-XX	Illinois Education Foundation	Fund10	Fund10	Fund10
10-0000-900250-XXXXXXXX-XX	Marengo Settlers Day Scholarsh	Fund10	Fund10	Fund10
10-0000-900251-XXXXXXXX-XX	BMW Auto Tech Scholarship	Fund10	Fund10	Fund10
10-0000-900252-XXXXXXXX-XX	Woman's Club of Wonder Lake	Fund10	Fund10	Fund10
10-0000-900254-XXXXXXXX-XX	Ld Schol'P.Genesco Hs	Fund10	Fund10	Fund10
10-0000-900255-XXXXXXXX-XX	Crystal Lake CC Scholarship	Fund10	Fund10	Fund10

Department Code	Department Name	Supervisor	Dean/Director	VP/Exec
10-0000-900256-XXXXXXXX-XX	McHenry Rotary	Fund10	Fund10	Fund10
10-0000-900258-XXXXXXXX-XX	Faith Christian School	Fund10	Fund10	Fund10
10-0000-900259-XXXXXXXX-XX	Rotary CL Dawnbreakers	Fund10	Fund10	Fund10
10-0000-900260-XXXXXXXX-XX	Rotary Crystal Lake	Fund10	Fund10	Fund10
10-0000-900262-XXXXXXXX-XX	Wells Fargo Scholarship	Fund10	Fund10	Fund10
10-0000-900263-XXXXXXXX-XX	Cary Soccer Association Schol	Fund10	Fund10	Fund10
10-0000-900264-XXXXXXXX-XX	McHenry County Farm Bureau	Fund10	Fund10	Fund10
10-0000-900267-XXXXXXXX-XX	IL Migrant Council	Fund10	Fund10	Fund10
10-0000-900268-XXXXXXXX-XX	Dist 158 School District	Fund10	Fund10	Fund10
10-0000-900269-XXXXXXXX-XX	Riner Speech Award	Fund10	Fund10	Fund10
10-0000-900270-XXXXXXXX-XX	Huntley Chamber Commerce	Fund10	Fund10	Fund10
10-0000-900272-XXXXXXXX-XX	Harvest Partners Scholarship	Fund10	Fund10	Fund10
10-0000-900274-XXXXXXXX-XX	Avantis Technology	Fund10	Fund10	Fund10
10-0000-900275-XXXXXXXX-XX	Byrd-Indiana Scholarship	Fund10	Fund10	Fund10
10-0000-900276-XXXXXXXX-XX	Emer. Student Loan	Fund10	Fund10	Fund10
10-0000-900282-XXXXXXXX-XX	Shakespeare Performance	Fund10	Fund10	Fund10
10-0000-900283-XXXXXXXX-XX	Fetn Videos-Cosponsor	Fund10	Fund10	Fund10
10-0000-900284-XXXXXXXX-XX	CIS Test Vouchers	Fund10	Fund10	Fund10
10-0000-900287-XXXXXXXX-XX	Alternative Spiritual Ways	Fund10	Fund10	Fund10
10-0000-900290-XXXXXXXX-XX	Broadcasting Club	Fund10	Fund10	Fund10
10-0000-900291-XXXXXXXX-XX	Nursing Honor Society	Fund10	Fund10	Fund10
10-0000-900292-XXXXXXXX-XX	Unit Scholarship Fund	Fund10	Fund10	Fund10
10-0000-900299-XXXXXXXX-XX	Protective Life Foundation	Fund10	Fund10	Fund10
10-0000-900303-XXXXXXXX-XX	Rock River Valley Blood	Fund10	Fund10	Fund10
10-0000-900304-XXXXXXXX-XX	Harvard Garden Club	Fund10	Fund10	Fund10
10-0000-900310-XXXXXXXX-XX	Business Club	Fund10	Fund10	Fund10
10-0000-900312-XXXXXXXX-XX	Social Science Club	Fund10	Fund10	Fund10
10-0000-900315-XXXXXXXX-XX	Harvard Rotary Club	Fund10	Fund10	Fund10
10-0000-900317-XXXXXXXX-XX	Nat'l Garden Club	Fund10	Fund10	Fund10
10-0000-900318-XXXXXXXX-XX	College Democrats	Fund10	Fund10	Fund10
10-0000-900319-XXXXXXXX-XX	Twisted Threads	Fund10	Fund10	Fund10
10-0000-900321-XXXXXXXX-XX	Psi Beta-Psych Club	Fund10	Fund10	Fund10
10-0000-900326-XXXXXXXX-XX	Spirit Club	Fund10	Fund10	Fund10
10-0000-900331-XXXXXXXX-XX	Veterans Book Fund	Fund10	Fund10	Fund10
10-0000-900342-XXXXXXXX-XX	School Dist 155 ED Cary Asc	Fund10	Fund10	Fund10
10-0000-900345-XXXXXXXX-XX	McHenry Cty Community Found	Fund10	Fund10	Fund10
10-0000-900346-XXXXXXXX-XX	Brent William Thomas Memorial	Fund10	Fund10	Fund10
10-0000-900348-XXXXXXXX-XX	Albertsons	Fund10	Fund10	Fund10

Department Code	Department Name	Supervisor	Dean/Director	VP/Exec
10-0000-900349-XXXXXXXX-XX	Women McHenry County WIM3	Fund10	Fund10	Fund10
10-0000-900351-XXXXXXXX-XX	Veterans Computer Fund	Fund10	Fund10	Fund10
10-0000-900354-XXXXXXXX-XX	College Conservatives	Fund10	Fund10	Fund10
10-0000-900362-XXXXXXXX-XX	International Scholarship Serv	Fund10	Fund10	Fund10
10-0000-900364-XXXXXXXX-XX	Cary Gr Rot Char Pat McNamara	Fund10	Fund10	Fund10
10-0000-900367-XXXXXXXX-XX	Generation End It Club	Fund10	Fund10	Fund10
10-0000-900369-XXXXXXXX-XX	Veteran Book Fund Stem Program	Fund10	Fund10	Fund10
10-0000-900371-XXXXXXXX-XX	Illinois Spina Bifida Assoc	Fund10	Fund10	Fund10
10-0000-900372-XXXXXXXX-XX	Crystal Lake Strikers Drumline	Fund10	Fund10	Fund10
10-0000-900377-XXXXXXXX-XX	Asian American Club	Fund10	Fund10	Fund10
10-0000-900379-XXXXXXXX-XX	Woodstock Rotary Foundation Pr	Fund10	Fund10	Fund10
10-0000-900386-XXXXXXXX-XX	ISTS Interntl Scholarship Tuit	Fund10	Fund10	Fund10
10-0000-900390-XXXXXXXX-XX	Crystal Lake Chamber Commerce	Fund10	Fund10	Fund10
10-0000-900393-XXXXXXXX-XX	Consumers Co-Op Association	Fund10	Fund10	Fund10
10-0000-900396-XXXXXXXX-XX	Tempo Performing Arts Boosters	Fund10	Fund10	Fund10
10-0000-900399-XXXXXXXX-XX	BSP Memorial Scholarship	Fund10	Fund10	Fund10
10-0000-900401-XXXXXXXX-XX	Student Physical Therapy Club	Fund10	Fund10	Fund10
10-0000-900500-XXXXXXXX-XX	Scholarship Round-Up Program	Fund10	Fund10	Fund10
10-0000-900502-XXXXXXXX-XX	Local 150 Operating Engineers	Fund10	Fund10	Fund10
10-0000-900504-XXXXXXXX-XX	Miss Huntley Scholar Pageant	Fund10	Fund10	Fund10
10-0000-900508-XXXXXXXX-XX	PVR Scholarship Fund	Fund10	Fund10	Fund10
10-0000-900513-XXXXXXXX-XX	Marine Corp League WI	Fund10	Fund10	Fund10
10-0000-900514-XXXXXXXX-XX	Cordeck Building Solutions	Fund10	Fund10	Fund10
10-0000-900517-XXXXXXXX-XX	Automotive Service Association	Fund10	Fund10	Fund10
10-0000-900519-XXXXXXXX-XX	Big Thunder Grange	Fund10	Fund10	Fund10
10-0000-900520-XXXXXXXX-XX	Johnsburg Oldtimers Club	Fund10	Fund10	Fund10
10-0000-900523-XXXXXXXX-XX	Choctaw Nation of Oklahoma	Fund10	Fund10	Fund10
10-0000-900524-XXXXXXXX-XX	Right to Life McHenry Cty Ed	Fund10	Fund10	Fund10
10-0000-900525-XXXXXXXX-XX	Illinois St Bowling Proprietor	Fund10	Fund10	Fund10
10-0000-900526-XXXXXXXX-XX	Skjold Lodge Sons of Norway	Fund10	Fund10	Fund10
10-0000-900527-XXXXXXXX-XX	Woodstock Council of Teachers	Fund10	Fund10	Fund10
10-0000-900530-XXXXXXXX-XX	Mercyhealth Development Fund	Fund10	Fund10	Fund10
10-0000-900535-XXXXXXXX-XX	Woodstock CUSD #200	Fund10	Fund10	Fund10
10-0000-900536-XXXXXXXX-XX	Superior Printing Inks	Fund10	Fund10	Fund10
10-0000-900538-XXXXXXXX-XX	Catholic Order of Foresters	Fund10	Fund10	Fund10
10-0000-900540-XXXXXXXX-XX	Illinois Scottish Rite Scholar	Fund10	Fund10	Fund10
10-0000-900541-XXXXXXXX-XX	Macoupin County Agriculture Ed	Fund10	Fund10	Fund10
10-0000-900542-XXXXXXXX-XX	Trinity Evangelical Lutheran	Fund10	Fund10	Fund10

Department Code	Department Name	Supervisor	Dean/Director	VP/Exec
10-0000-900543-XXXXXXXX-XX	Hunting Retriever Club	Fund10	Fund10	Fund10
10-0000-900544-XXXXXXXX-XX	Denali Chapter 16 Eastern Star	Fund10	Fund10	Fund10
10-0000-900545-XXXXXXXX-XX	Anchorage Lodge #17 F & AM	Fund10	Fund10	Fund10
10-0000-900546-XXXXXXXX-XX	State Bank The Lakes	Fund10	Fund10	Fund10
10-0000-900547-XXXXXXXX-XX	Epic Promise Employee Found	Fund10	Fund10	Fund10
10-0000-900548-XXXXXXXX-XX	FaithLutheranChurch LakelandFL	Fund10	Fund10	Fund10
10-0000-900549-XXXXXXXX-XX	Gilchrist Charitable Fndation	Fund10	Fund10	Fund10
10-0000-900550-XXXXXXXX-XX	Michael C Christ Family	Fund10	Fund10	Fund10
10-0000-900551-XXXXXXXX-XX	David T Brown Scholarship Fd	Fund10	Fund10	Fund10
10-0000-900552-XXXXXXXX-XX	Moorings of Arlington Heights	Fund10	Fund10	Fund10
10-0000-900553-XXXXXXXX-XX	Selma J Hartkje Com Foundation	Fund10	Fund10	Fund10
10-0000-900554-XXXXXXXX-XX	Todd Epsten Mem Scholarship	Fund10	Fund10	Fund10
10-0000-900555-XXXXXXXX-XX	Spartanburg County Foundation	Fund10	Fund10	Fund10
10-0000-900556-XXXXXXXX-XX	Oconomowoc Area School Dist	Fund10	Fund10	Fund10
10-0000-900557-XXXXXXXX-XX	Teamsters Local Union No. 731	Fund10	Fund10	Fund10
10-0000-900558-XXXXXXXX-XX	Grandma's House Daycare Center	Fund10	Fund10	Fund10
10-0000-900559-XXXXXXXX-XX	Underground Contractors Assc	Fund10	Fund10	Fund10
10-0000-900560-XXXXXXXX-XX	Northwestern Memorial Hlthcare	Fund10	Fund10	Fund10
10-0000-900561-XXXXXXXX-XX	Nicole Daune Jackson Memorial	Fund10	Fund10	Fund10
10-0000-900562-XXXXXXXX-XX	Society of Plastics Engineers	Fund10	Fund10	Fund10
10-0000-900563-XXXXXXXX-XX	McHenry County Youth Sports	Fund10	Fund10	Fund10
10-0000-900564-XXXXXXXX-XX	Rockford Assoc Minority Mgmt	Fund10	Fund10	Fund10
10-0000-900565-XXXXXXXX-XX	JPC- JP Cullen Foundation	Fund10	Fund10	Fund10
10-0000-900566-XXXXXXXX-XX	BBB Chicago Northern IL Found	Fund10	Fund10	Fund10
10-0000-900567-XXXXXXXX-XX	Marengo Union Jr FBall Club	Fund10	Fund10	Fund10
10-0000-900568-XXXXXXXX-XX	PFIA-Prof Flooring Installers	Fund10	Fund10	Fund10
10-0000-900569-XXXXXXXX-XX	NIU Kappa Chpt DeltaTauLambda	Fund10	Fund10	Fund10
10-0000-900570-XXXXXXXX-XX	Resurrection Catholic Church	Fund10	Fund10	Fund10
10-0000-900571-XXXXXXXX-XX	D & B Scholarship Fund	Fund10	Fund10	Fund10
10-0000-900572-XXXXXXXX-XX	Best Silver Scholarship	Fund10	Fund10	Fund10
10-0000-900573-XXXXXXXX-XX	Palatine Firefighters	Fund10	Fund10	Fund10
10-0000-900574-XXXXXXXX-XX	Estes Express Scholarship	Fund10	Fund10	Fund10
10-0000-900575-XXXXXXXX-XX	Woodstock North HS Athletic	Fund10	Fund10	Fund10
10-0000-900576-XXXXXXXX-XX	Print & Graphics Scholarship	Fund10	Fund10	Fund10
10-0000-900577-XXXXXXXX-XX	Hortonville Area Education Fdn	Fund10	Fund10	Fund10
10-0000-900578-XXXXXXXX-XX	Riverport Chorus	Fund10	Fund10	Fund10
10-0000-900579-XXXXXXXX-XX	Woodstock Rotary Non-Credit	Fund10	Fund10	Fund10
10-0000-900580-XXXXXXXX-XX	Rudy Scholarship Trust	Fund10	Fund10	Fund10

Department Code	Department Name	Supervisor	Dean/Director	VP/Exec
10-0000-900581-XXXXXXXX-XX	Girl Scouts Northern Illinois	Fund10	Fund10	Fund10
10-0000-900582-XXXXXXXX-XX	Green Street Baptist Church	Fund10	Fund10	Fund10
10-0000-900583-XXXXXXXX-XX	Alliant United Air Mainliners	Fund10	Fund10	Fund10
10-0000-900584-XXXXXXXX-XX	Folds of Honor	Fund10	Fund10	Fund10
10-0000-900585-XXXXXXXX-XX	Comm Foundation Northern IL	Fund10	Fund10	Fund10
10-0000-900586-XXXXXXXX-XX	Schaumburg TownshipCouncil PTA	Fund10	Fund10	Fund10
10-0000-900587-XXXXXXXX-XX	Comm HS Dist 155 CL	Fund10	Fund10	Fund10
10-0000-900588-XXXXXXXX-XX	Round Lake Area Exchange Club	Fund10	Fund10	Fund10
10-0000-900589-XXXXXXXX-XX	Kane Cty Chiefs Police Geneva	Fund10	Fund10	Fund10
10-0000-900590-XXXXXXXX-XX	St John Baptist CatholicChurch	Fund10	Fund10	Fund10
10-0000-900591-XXXXXXXX-XX	Fox Lake Round Lake Rotary Clb	Fund10	Fund10	Fund10
10-0000-900592-XXXXXXXX-XX	Coral Township Town Fund	Fund10	Fund10	Fund10
10-0000-900593-XXXXXXXX-XX	Grand Chptr Order Eastern Star	Fund10	Fund10	Fund10
10-0000-900594-XXXXXXXX-XX	Marie Louise Hunt Charitable	Fund10	Fund10	Fund10
10-0000-900595-XXXXXXXX-XX	Brunswick Foundation	Fund10	Fund10	Fund10
10-0000-900596-XXXXXXXX-XX	Comanche Nation	Fund10	Fund10	Fund10
10-0000-900597-XXXXXXXX-XX	Rohrer	Fund10	Fund10	Fund10
10-0000-900598-XXXXXXXX-XX	Tomah Area School District	Fund10	Fund10	Fund10
10-0000-900599-XXXXXXXX-XX	Intl Brotherhood Elect Workers	Fund10	Fund10	Fund10
10-0000-900600-XXXXXXXX-XX	Gail Luciano Memorial	Fund10	Fund10	Fund10
10-0000-900601-XXXXXXXX-XX	Transportation Wrker Union 512	Fund10	Fund10	Fund10
10-0000-900602-XXXXXXXX-XX	Arlington Heights Chapter 992	Fund10	Fund10	Fund10
10-0000-900603-XXXXXXXX-XX	Education Assoc of Round Lake	Fund10	Fund10	Fund10
10-0000-900604-XXXXXXXX-XX	Prairie Community Bank	Fund10	Fund10	Fund10
10-0000-900605-XXXXXXXX-XX	Camping World	Fund10	Fund10	Fund10
10-0000-900606-XXXXXXXX-XX	Edwin&Janet Bryant Foundation	Fund10	Fund10	Fund10
10-0000-900607-XXXXXXXX-XX	Scholar Dollars Northbrook	Fund10	Fund10	Fund10
10-0000-900608-XXXXXXXX-XX	Oregon School's Foundation	Fund10	Fund10	Fund10
10-0000-900609-XXXXXXXX-XX	CommunityFnd Fox Valley Region	Fund10	Fund10	Fund10
10-0000-900610-XXXXXXXX-XX	McHenryCommunity HS Activities	Fund10	Fund10	Fund10
10-0000-900611-XXXXXXXX-XX	EA & FW Burchell Scholarship	Fund10	Fund10	Fund10
10-0000-900612-XXXXXXXX-XX	New Directions Addiction Ed	Fund10	Fund10	Fund10
10-0000-900613-XXXXXXXX-XX	Lions Club Sun City Huntley	Fund10	Fund10	Fund10
10-0000-900614-XXXXXXXX-XX	Carol Bowen&Lorene Maher Schol	Fund10	Fund10	Fund10
10-0000-900615-XXXXXXXX-XX	Auburn Education Association	Fund10	Fund10	Fund10
10-0000-900616-XXXXXXXX-XX	Huntley HS Band Boosters	Fund10	Fund10	Fund10
10-0000-900617-XXXXXXXX-XX	Harvard Comm Unit SD #50	Fund10	Fund10	Fund10
10-0000-900618-XXXXXXXX-XX	Grand Lodge of IL AF&AM	Fund10	Fund10	Fund10

<i>Department Code</i>	<i>Department Name</i>	<i>Supervisor</i>	<i>Dean/Director</i>	<i>VP/Exec</i>
10-0000-900619-XXXXXXXX-XX	Associated Fire Fighters of IL	Fund10	Fund10	Fund10
10-0000-900620-XXXXXXXX-XX	Richard Baidas Scholarship	Fund10	Fund10	Fund10
10-0000-900621-XXXXXXXX-XX	Natl Assoc of Pipe Fabricators	Fund10	Fund10	Fund10
10-0000-900622-XXXXXXXX-XX	Millard Family Scholarship	Fund10	Fund10	Fund10
10-0000-900623-XXXXXXXX-XX	Cary Grove Lodge #1157	Fund10	Fund10	Fund10
10-0000-900624-XXXXXXXX-XX	AARL Fnd Six Meter Clb Chicago	Fund10	Fund10	Fund10
10-0000-900625-XXXXXXXX-XX	Korupp & Waelti Scholarship Fd	Fund10	Fund10	Fund10
10-0000-900626-XXXXXXXX-XX	Harvard Chpter#500 Woman Moose	Fund10	Fund10	Fund10
10-0000-900627-XXXXXXXX-XX	Rotary Intl LITH Rotary	Fund10	Fund10	Fund10
10-0000-900628-XXXXXXXX-XX	Distribution Contractors Assoc	Fund10	Fund10	Fund10
10-0000-900629-XXXXXXXX-XX	Ethans ShiningLight Foundation	Fund10	Fund10	Fund10
10-0000-900630-XXXXXXXX-XX	Marengo-Union Chamber of Comm	Fund10	Fund10	Fund10
10-0000-900631-XXXXXXXX-XX	Illinois Sheriffs' Association	Fund10	Fund10	Fund10
10-0000-900632-XXXXXXXX-XX	NEIU Foundation	Fund10	Fund10	Fund10
10-0000-900633-XXXXXXXX-XX	Rust-Oleum	Fund10	Fund10	Fund10
10-0000-900634-XXXXXXXX-XX	Laborers Intl Union North Amer	Fund10	Fund10	Fund10
10-0000-900635-XXXXXXXX-XX	Marjorie M Bringe Trust	Fund10	Fund10	Fund10
10-0000-900636-XXXXXXXX-XX	Loretta K Vogt Trust	Fund10	Fund10	Fund10
10-0000-900637-XXXXXXXX-XX	Thornton Alum Legacy-B Purden	Fund10	Fund10	Fund10
10-0000-900638-XXXXXXXX-XX	Harvard Diggins Library	Fund10	Fund10	Fund10
10-0000-900639-XXXXXXXX-XX	National Rifle Assoc America	Fund10	Fund10	Fund10
10-0000-900640-XXXXXXXX-XX	Marengo Auto Body	Fund10	Fund10	Fund10
10-0000-900641-XXXXXXXX-XX	Hillstriders Running Club	Fund10	Fund10	Fund10
10-0000-900700-XXXXXXXX-XX	Autism Awareness Club	Fund10	Fund10	Fund10
10-0000-900701-XXXXXXXX-XX	Student Occ Therapy Asst Club	Fund10	Fund10	Fund10
10-0000-900702-XXXXXXXX-XX	Paranormal Theories Club	Fund10	Fund10	Fund10
10-0000-900703-XXXXXXXX-XX	Homeless Aid Coalition Club	Fund10	Fund10	Fund10
10-0000-900704-XXXXXXXX-XX	Elks National Fund	Fund10	Fund10	Fund10
10-0000-900705-XXXXXXXX-XX	Young Democratic Socialists Am	Fund10	Fund10	Fund10
10-0000-900706-XXXXXXXX-XX	Book Club	Fund10	Fund10	Fund10
10-0000-900707-XXXXXXXX-XX	Our Bodies/Our Selves	Fund10	Fund10	Fund10
10-3090-900009-XXXXXXXX-XX	Art-O-Mat	Fund10	Fund10	Fund10
10-3090-900012-XXXXXXXX-XX	Assessment Conference	Fund10	Fund10	Fund10
10-3090-900016-XXXXXXXX-XX	Art Club	Fund10	Fund10	Fund10
10-3090-900018-XXXXXXXX-XX	Soccer Club	Fund10	Fund10	Fund10
10-3090-900021-XXXXXXXX-XX	Student Life Fundraisers	Fund10	Fund10	Fund10
10-3090-900023-XXXXXXXX-XX	Fitness Center Fundraising	Fund10	Fund10	Fund10
10-3090-900024-XXXXXXXX-XX	Skyway Co-Cirricular Account	Fund10	Fund10	Fund10

Department Code	Department Name	Supervisor	Dean/Director	VP/Exec
10-3090-900026-XXXXXXXX-XX	AAWCC-Amer Assoc Women Com Clg	Fund10	Fund10	Fund10
10-3090-900028-XXXXXXXX-XX	Students for Life	Fund10	Fund10	Fund10
10-3090-900029-XXXXXXXX-XX	Philosophy Club	Fund10	Fund10	Fund10
10-3090-900030-XXXXXXXX-XX	Black Student Union	Fund10	Fund10	Fund10
10-3090-900031-XXXXXXXX-XX	MCC Chess Club	Fund10	Fund10	Fund10
10-3090-900032-XXXXXXXX-XX	Campus Christian Fellowship	Fund10	Fund10	Fund10
10-3090-900033-XXXXXXXX-XX	Pride Club	Fund10	Fund10	Fund10
10-3090-900035-XXXXXXXX-XX	Cheshire Cheese Society	Fund10	Fund10	Fund10
10-3090-900036-XXXXXXXX-XX	Environmental Action Club	Fund10	Fund10	Fund10
10-3090-900037-XXXXXXXX-XX	Video Game Club	Fund10	Fund10	Fund10
10-3090-900038-XXXXXXXX-XX	Forensics Team	Fund10	Fund10	Fund10
10-3090-900044-XXXXXXXX-XX	Fencing Club	Fund10	Fund10	Fund10
10-3090-900045-XXXXXXXX-XX	Drama Club	Fund10	Fund10	Fund10
10-3090-900046-XXXXXXXX-XX	Student Peace Action Network	Fund10	Fund10	Fund10
10-3090-900047-XXXXXXXX-XX	Travel Club	Fund10	Fund10	Fund10
10-3090-900048-XXXXXXXX-XX	Student Nursing Organization	Fund10	Fund10	Fund10
10-3090-900049-XXXXXXXX-XX	Student Veteran Club	Fund10	Fund10	Fund10
10-3090-900050-XXXXXXXX-XX	Student Ethical Treatmt Animal	Fund10	Fund10	Fund10
10-3090-900053-XXXXXXXX-XX	Hospitality Club	Fund10	Fund10	Fund10
10-3090-900054-XXXXXXXX-XX	Rotaract Service Club	Fund10	Fund10	Fund10
10-3090-900055-XXXXXXXX-XX	Future Engineering Scientist	Fund10	Fund10	Fund10
10-3090-900056-XXXXXXXX-XX	Writers Block Creative Writing	Fund10	Fund10	Fund10
10-3090-900178-XXXXXXXX-XX	International Night	Fund10	Fund10	Fund10
10-3090-900189-XXXXXXXX-XX	Womens Softball Fund	Fund10	Fund10	Fund10
10-3090-900190-XXXXXXXX-XX	Womens Basketball Fund	Fund10	Fund10	Fund10
10-3090-900191-XXXXXXXX-XX	Womens Volleyball Fund	Fund10	Fund10	Fund10
10-3090-900192-XXXXXXXX-XX	Intercoll Athletic Fund	Fund10	Fund10	Fund10
10-3090-900193-XXXXXXXX-XX	Mens Basketball Fund	Fund10	Fund10	Fund10
10-3090-900194-XXXXXXXX-XX	Mens Baseball Fund	Fund10	Fund10	Fund10
10-3090-900195-XXXXXXXX-XX	Mens Soccer Fund	Fund10	Fund10	Fund10
10-3090-900196-XXXXXXXX-XX	Athletics Sports Guide	Fund10	Fund10	Fund10
10-3090-900198-XXXXXXXX-XX	Womens Tennis Fundraiser	Fund10	Fund10	Fund10
10-3090-900199-XXXXXXXX-XX	Clay Club	Fund10	Fund10	Fund10
10-3090-900200-XXXXXXXX-XX	Volleyball Tournament	Fund10	Fund10	Fund10
10-3090-900201-XXXXXXXX-XX	Sports Camps	Fund10	Fund10	Fund10
10-3090-900202-XXXXXXXX-XX	Student Ambassadors	Fund10	Fund10	Fund10
10-3090-900203-XXXXXXXX-XX	Fit for Life Fun Run	Fund10	Fund10	Fund10
10-3090-900204-XXXXXXXX-XX	MCC Mens Tennis	Fund10	Fund10	Fund10

<i>Department Code</i>	<i>Department Name</i>	<i>Supervisor</i>	<i>Dean/Director</i>	<i>VP/Exec</i>
10-3090-900209-XXXXXXXX-XX	Art Club	Fund10	Fund10	Fund10
10-3090-900210-XXXXXXXX-XX	Auto Lab Parts	Fund10	Fund10	Fund10
10-3090-900211-XXXXXXXX-XX	Auto Lab Tools	Fund10	Fund10	Fund10
10-3090-900217-XXXXXXXX-XX	Phi Theta Kappa-Dues	Fund10	Fund10	Fund10
10-3090-900221-XXXXXXXX-XX	Accounting Bowl	Fund10	Fund10	Fund10
10-3090-900223-XXXXXXXX-XX	CLC Fundraising	Fund10	Fund10	Fund10
10-3090-900228-XXXXXXXX-XX	Student Art Awards	Fund10	Fund10	Fund10
10-3090-900229-XXXXXXXX-XX	MCC Music Club	Fund10	Fund10	Fund10
10-3090-900233-XXXXXXXX-XX	Landscape Lab	Fund10	Fund10	Fund10
10-3090-900235-XXXXXXXX-XX	Bookstore Follett	Fund10	Fund10	Fund10
10-3090-900237-XXXXXXXX-XX	B.E.A.R. Ecology Club	Fund10	Fund10	Fund10
10-3090-900239-XXXXXXXX-XX	P.T.K. Chi Upsilon	Fund10	Fund10	Fund10
10-3090-900241-XXXXXXXX-XX	Dance Team	Fund10	Fund10	Fund10
10-3090-900242-XXXXXXXX-XX	Harmony Committee	Fund10	Fund10	Fund10
10-3090-900243-XXXXXXXX-XX	Theatre Productions	Fund10	Fund10	Fund10
10-3090-900245-XXXXXXXX-XX	Latinos Unidos	Fund10	Fund10	Fund10
10-3090-900246-XXXXXXXX-XX	Multicultural Services	Fund10	Fund10	Fund10
10-3090-900282-XXXXXXXX-XX	Shakespear Performance	Fund10	Fund10	Fund10
10-3090-900283-XXXXXXXX-XX	Fetn Videos-Cosponsor	Fund10	Fund10	Fund10
10-3090-900290-XXXXXXXX-XX	Broadcasting Club	Fund10	Fund10	Fund10
10-3090-900291-XXXXXXXX-XX	Nursing Honor Society	Fund10	Fund10	Fund10
10-3090-900310-XXXXXXXX-XX	Business Club	Fund10	Fund10	Fund10
10-3090-900312-XXXXXXXX-XX	Social Science Club	Fund10	Fund10	Fund10
10-3090-900318-XXXXXXXX-XX	College Democrats	Fund10	Fund10	Fund10
10-3090-900319-XXXXXXXX-XX	Twisted Threads	Fund10	Fund10	Fund10
10-3090-900321-XXXXXXXX-XX	Psi Beta-Psych Club	Fund10	Fund10	Fund10
10-3090-900326-XXXXXXXX-XX	Spirit Club	Fund10	Fund10	Fund10
10-3090-900354-XXXXXXXX-XX	College Conservatives	Fund10	Fund10	Fund10
10-3090-900367-XXXXXXXX-XX	Generation End It Club	Fund10	Fund10	Fund10
10-3090-900377-XXXXXXXX-XX	Asian American Club	Fund10	Fund10	Fund10
10-3090-900401-XXXXXXXX-XX	Student Physical Therapy Club	Fund10	Fund10	Fund10
10-3090-900700-XXXXXXXX-XX	Autism Awareness Club	Fund10	Fund10	Fund10
10-3090-900701-XXXXXXXX-XX	Student Occ Therapy Asst Club	Fund10	Fund10	Fund10
10-3090-900702-XXXXXXXX-XX	Paranormal Theories Club	Fund10	Fund10	Fund10
10-3090-900703-XXXXXXXX-XX	Homeless Aid Coalition Club	Fund10	Fund10	Fund10
10-3090-900705-XXXXXXXX-XX	Young Democratic Socialists Am	Fund10	Fund10	Fund10
10-3090-900706-XXXXXXXX-XX	Book Club	Fund10	Fund10	Fund10
10-3090-900707-XXXXXXXX-XX	Our Bodies/Our Selves	Fund10	Fund10	Fund10

Department Code	Department Name	Supervisor	Dean/Director	VP/Exec
10-9010-900005-XXXXXXXX-XX	Literacy Volunteer Donations	Fund10	Fund10	Fund10
10-9010-900006-XXXXXXXX-XX	Grant Revenue Aids Task Force	Fund10	Fund10	Fund10
10-9010-900008-XXXXXXXX-XX	Virginia State Njbc Fund	Fund10	Fund10	Fund10
10-9010-900011-XXXXXXXX-XX	Govt Assist Refundable	Fund10	Fund10	Fund10
10-9010-900019-XXXXXXXX-XX	Sherman Hospital Aux	Fund10	Fund10	Fund10
10-9010-900020-XXXXXXXX-XX	Maryville Academy	Fund10	Fund10	Fund10
10-9010-900027-XXXXXXXX-XX	Schol Progr Administrat	Fund10	Fund10	Fund10
10-9010-900052-XXXXXXXX-XX	Spanish Program Dev	Fund10	Fund10	Fund10
10-9010-900057-XXXXXXXX-XX	Honors Scholarship	Fund10	Fund10	Fund10
10-9010-900058-XXXXXXXX-XX	Faculty Assoc Schol	Fund10	Fund10	Fund10
10-9010-900061-XXXXXXXX-XX	McHenry Women in Action	Fund10	Fund10	Fund10
10-9010-900065-XXXXXXXX-XX	CIS Scholarship Fund	Fund10	Fund10	Fund10
10-9010-900067-XXXXXXXX-XX	Marengo Community High School	Fund10	Fund10	Fund10
10-9010-900069-XXXXXXXX-XX	D155 CL Central HS Assoc Schp	Fund10	Fund10	Fund10
10-9010-900073-XXXXXXXX-XX	McHenry Elem ED Foundation	Fund10	Fund10	Fund10
10-9010-900075-XXXXXXXX-XX	United St Bowling Congress	Fund10	Fund10	Fund10
10-9010-900076-XXXXXXXX-XX	Mch Cty Womens Bowling	Fund10	Fund10	Fund10
10-9010-900078-XXXXXXXX-XX	Follett Educational Foundation	Fund10	Fund10	Fund10
10-9010-900079-XXXXXXXX-XX	McHenry Cnty Lation Coal Acad	Fund10	Fund10	Fund10
10-9010-900080-XXXXXXXX-XX	Woodstock Chamber of Commerce	Fund10	Fund10	Fund10
10-9010-900082-XXXXXXXX-XX	Louise Lundemo Memorial	Fund10	Fund10	Fund10
10-9010-900083-XXXXXXXX-XX	Rotary District #6440 Voc Sch	Fund10	Fund10	Fund10
10-9010-900086-XXXXXXXX-XX	Civil War Round Table	Fund10	Fund10	Fund10
10-9010-900087-XXXXXXXX-XX	Uaw-Ford Motor Company	Fund10	Fund10	Fund10
10-9010-900088-XXXXXXXX-XX	Target Scholarship	Fund10	Fund10	Fund10
10-9010-900091-XXXXXXXX-XX	Mchenry Cty Hs Act Funddw	Fund10	Fund10	Fund10
10-9010-900092-XXXXXXXX-XX	Mountain Home Elks Lodge #2276	Fund10	Fund10	Fund10
10-9010-900094-XXXXXXXX-XX	Magnuson Scholarship	Fund10	Fund10	Fund10
10-9010-900096-XXXXXXXX-XX	Prairie Ridge HS Booster Club	Fund10	Fund10	Fund10
10-9010-900097-XXXXXXXX-XX	Lakemoor Dollars For Scholars	Fund10	Fund10	Fund10
10-9010-900098-XXXXXXXX-XX	Nami Of Mchenry Cty	Fund10	Fund10	Fund10
10-9010-900099-XXXXXXXX-XX	Coca-Cola Scholars Foundation	Fund10	Fund10	Fund10
10-9010-900101-XXXXXXXX-XX	Harvard Educ Foundation	Fund10	Fund10	Fund10
10-9010-900102-XXXXXXXX-XX	Oberweis Dairy Scholarship	Fund10	Fund10	Fund10
10-9010-900103-XXXXXXXX-XX	Dkg/Ethel Rau Scholar	Fund10	Fund10	Fund10
10-9010-900104-XXXXXXXX-XX	Pioneer Center of McHenry Cnty	Fund10	Fund10	Fund10
10-9010-900107-XXXXXXXX-XX	Hundred Club-Lake County	Fund10	Fund10	Fund10
10-9010-900108-XXXXXXXX-XX	Rotary Woodstock Morning Club	Fund10	Fund10	Fund10

<i>Department Code</i>	<i>Department Name</i>	<i>Supervisor</i>	<i>Dean/Director</i>	<i>VP/Exec</i>
10-9010-900109-XXXXXXXX-XX	Amer Leg Post 171	Fund10	Fund10	Fund10
10-9010-900110-XXXXXXXX-XX	Algonquin Garden Club	Fund10	Fund10	Fund10
10-9010-900113-XXXXXXXX-XX	M.Seres Mem Scholar	Fund10	Fund10	Fund10
10-9010-900114-XXXXXXXX-XX	Club Concordia	Fund10	Fund10	Fund10
10-9010-900116-XXXXXXXX-XX	Lisa Alexander Memorial	Fund10	Fund10	Fund10
10-9010-900117-XXXXXXXX-XX	Tyco Int'L Ltd Sch	Fund10	Fund10	Fund10
10-9010-900118-XXXXXXXX-XX	Holian Scholarship	Fund10	Fund10	Fund10
10-9010-900121-XXXXXXXX-XX	Tjx Companies Inc Schlrs	Fund10	Fund10	Fund10
10-9010-900123-XXXXXXXX-XX	Brayden Spencer Powell Mem	Fund10	Fund10	Fund10
10-9010-900126-XXXXXXXX-XX	Dist 200 Wdstk Ed Fund	Fund10	Fund10	Fund10
10-9010-900127-XXXXXXXX-XX	Bj Lambourn Educ Scholarship	Fund10	Fund10	Fund10
10-9010-900128-XXXXXXXX-XX	Brainsscratch Scholarship	Fund10	Fund10	Fund10
10-9010-900129-XXXXXXXX-XX	Crystal Lake Park District	Fund10	Fund10	Fund10
10-9010-900130-XXXXXXXX-XX	Alden-Hebron HS Alum Scholarp	Fund10	Fund10	Fund10
10-9010-900132-XXXXXXXX-XX	Disabled Chgo Police Ofc	Fund10	Fund10	Fund10
10-9010-900135-XXXXXXXX-XX	Algonquin Academy Dance	Fund10	Fund10	Fund10
10-9010-900137-XXXXXXXX-XX	Scholarship America	Fund10	Fund10	Fund10
10-9010-900138-XXXXXXXX-XX	Marengo Fireman Assoc.	Fund10	Fund10	Fund10
10-9010-900139-XXXXXXXX-XX	Ece Schol (Child Care)	Fund10	Fund10	Fund10
10-9010-900144-XXXXXXXX-XX	McHenry County 4-H Youth Found	Fund10	Fund10	Fund10
10-9010-900145-XXXXXXXX-XX	Mcdonalds	Fund10	Fund10	Fund10
10-9010-900146-XXXXXXXX-XX	Gleaner Schlrshp foundt	Fund10	Fund10	Fund10
10-9010-900150-XXXXXXXX-XX	Americorp/Natl Service Award	Fund10	Fund10	Fund10
10-9010-900151-XXXXXXXX-XX	Private Kiwanis Club	Fund10	Fund10	Fund10
10-9010-900152-XXXXXXXX-XX	Crystal Lk Service League Scho	Fund10	Fund10	Fund10
10-9010-900153-XXXXXXXX-XX	IL Auto Instructor Assn	Fund10	Fund10	Fund10
10-9010-900154-XXXXXXXX-XX	Sheet Metal Workers Internatnl	Fund10	Fund10	Fund10
10-9010-900155-XXXXXXXX-XX	D.V. Nichols Music Scholaship	Fund10	Fund10	Fund10
10-9010-900156-XXXXXXXX-XX	Herman Lacy Donation	Fund10	Fund10	Fund10
10-9010-900157-XXXXXXXX-XX	Wm J Gleason Donation	Fund10	Fund10	Fund10
10-9010-900158-XXXXXXXX-XX	Gas Controllers Assn	Fund10	Fund10	Fund10
10-9010-900159-XXXXXXXX-XX	Ssao Club Scholarship	Fund10	Fund10	Fund10
10-9010-900160-XXXXXXXX-XX	D Byrne & J Jedloe Trust	Fund10	Fund10	Fund10
10-9010-900163-XXXXXXXX-XX	First United Methodist Church	Fund10	Fund10	Fund10
10-9010-900164-XXXXXXXX-XX	Union Lion Club Scholarship	Fund10	Fund10	Fund10
10-9010-900165-XXXXXXXX-XX	Barrington Area Professional	Fund10	Fund10	Fund10
10-9010-900166-XXXXXXXX-XX	American Rottweiler Club	Fund10	Fund10	Fund10
10-9010-900167-XXXXXXXX-XX	Citizens Scholarship Foundatio	Fund10	Fund10	Fund10

Department Code	Department Name	Supervisor	Dean/Director	VP/Exec
10-9010-900168-XXXXXXXX-XX	Sangamon County Scholarship	Fund10	Fund10	Fund10
10-9010-900173-XXXXXXXX-XX	Rotary CL Job Retrain	Fund10	Fund10	Fund10
10-9010-900174-XXXXXXXX-XX	Giordan'os Enterprises	Fund10	Fund10	Fund10
10-9010-900176-XXXXXXXX-XX	Harvard Lions Club	Fund10	Fund10	Fund10
10-9010-900177-XXXXXXXX-XX	Wauconda Fire Guns/Hose	Fund10	Fund10	Fund10
10-9010-900179-XXXXXXXX-XX	Island Lake Area Lioness Club	Fund10	Fund10	Fund10
10-9010-900181-XXXXXXXX-XX	Marengo Womens Club	Fund10	Fund10	Fund10
10-9010-900182-XXXXXXXX-XX	Union Lioness Club	Fund10	Fund10	Fund10
10-9010-900186-XXXXXXXX-XX	Clothing Closet	Fund10	Fund10	Fund10
10-9010-900187-XXXXXXXX-XX	Horticulture Scholarship	Fund10	Fund10	Fund10
10-9010-900188-XXXXXXXX-XX	Distance Learning Proj	Fund10	Fund10	Fund10
10-9010-900206-XXXXXXXX-XX	Ic3P3 - Career Services	Fund10	Fund10	Fund10
10-9010-900208-XXXXXXXX-XX	MCC Pride Scholarship	Fund10	Fund10	Fund10
10-9010-900214-XXXXXXXX-XX	Industrial Mgmnt Soci MCC Ch	Fund10	Fund10	Fund10
10-9010-900215-XXXXXXXX-XX	Villa Desiderta	Fund10	Fund10	Fund10
10-9010-900244-XXXXXXXX-XX	Word Process Expo	Fund10	Fund10	Fund10
10-9010-900248-XXXXXXXX-XX	Oneida Nation-Oneida Wisconsin	Fund10	Fund10	Fund10
10-9010-900249-XXXXXXXX-XX	Illinois Education Foundation	Fund10	Fund10	Fund10
10-9010-900250-XXXXXXXX-XX	Marengo Settlers Day Scholarsh	Fund10	Fund10	Fund10
10-9010-900251-XXXXXXXX-XX	BMW Auto Tech Scholarship	Fund10	Fund10	Fund10
10-9010-900252-XXXXXXXX-XX	Woman's Club of Wonder Lake	Fund10	Fund10	Fund10
10-9010-900254-XXXXXXXX-XX	Ld Schol'P.Genesco Hs	Fund10	Fund10	Fund10
10-9010-900255-XXXXXXXX-XX	Crystal Lake CC Scholarship	Fund10	Fund10	Fund10
10-9010-900256-XXXXXXXX-XX	McHenry Rotary	Fund10	Fund10	Fund10
10-9010-900258-XXXXXXXX-XX	Faith Christian School	Fund10	Fund10	Fund10
10-9010-900259-XXXXXXXX-XX	Rotary CL Dawnbreakers	Fund10	Fund10	Fund10
10-9010-900260-XXXXXXXX-XX	Rotary Crystal Lake	Fund10	Fund10	Fund10
10-9010-900262-XXXXXXXX-XX	Wells Fargo Scholarship	Fund10	Fund10	Fund10
10-9010-900263-XXXXXXXX-XX	Cary Soccer Association Schol	Fund10	Fund10	Fund10
10-9010-900264-XXXXXXXX-XX	McHenry County Farm Bureau	Fund10	Fund10	Fund10
10-9010-900267-XXXXXXXX-XX	IL Migrant Council	Fund10	Fund10	Fund10
10-9010-900268-XXXXXXXX-XX	Dist 158 School District	Fund10	Fund10	Fund10
10-9010-900269-XXXXXXXX-XX	Riner Speech Award	Fund10	Fund10	Fund10
10-9010-900270-XXXXXXXX-XX	Huntley Chamber Commerce	Fund10	Fund10	Fund10
10-9010-900272-XXXXXXXX-XX	Harvest Partners Scholarship	Fund10	Fund10	Fund10
10-9010-900274-XXXXXXXX-XX	Avantis Technology	Fund10	Fund10	Fund10
10-9010-900275-XXXXXXXX-XX	Byrd-Indiana Scholarship	Fund10	Fund10	Fund10
10-9010-900276-XXXXXXXX-XX	Emer. Student Loan	Fund10	Fund10	Fund10

Department Code	Department Name	Supervisor	Dean/Director	VP/Exec
10-9010-900284-XXXXXXXX-XX	CIS Test Vouchers	Fund10	Fund10	Fund10
10-9010-900287-XXXXXXXX-XX	Alternative Spiritual Ways	Fund10	Fund10	Fund10
10-9010-900292-XXXXXXXX-XX	Unit Scholarship Fund	Fund10	Fund10	Fund10
10-9010-900299-XXXXXXXX-XX	Protective Life Foundation	Fund10	Fund10	Fund10
10-9010-900303-XXXXXXXX-XX	Rock River Valley Blood	Fund10	Fund10	Fund10
10-9010-900304-XXXXXXXX-XX	Harvard Garden Club	Fund10	Fund10	Fund10
10-9010-900315-XXXXXXXX-XX	Harvard Rotary Club	Fund10	Fund10	Fund10
10-9010-900317-XXXXXXXX-XX	Nat'l Garden Club	Fund10	Fund10	Fund10
10-9010-900331-XXXXXXXX-XX	Veterans Book Fund	Fund10	Fund10	Fund10
10-9010-900342-XXXXXXXX-XX	School Dist 155 ED Cary Asc	Fund10	Fund10	Fund10
10-9010-900345-XXXXXXXX-XX	McHenry Cty Community Found	Fund10	Fund10	Fund10
10-9010-900346-XXXXXXXX-XX	Brent William Thomas Memorial	Fund10	Fund10	Fund10
10-9010-900348-XXXXXXXX-XX	Albertsons	Fund10	Fund10	Fund10
10-9010-900349-XXXXXXXX-XX	Women McHenry County WIM3	Fund10	Fund10	Fund10
10-9010-900351-XXXXXXXX-XX	Veterans Computer Fund	Fund10	Fund10	Fund10
10-9010-900362-XXXXXXXX-XX	International Scholarship Serv	Fund10	Fund10	Fund10
10-9010-900364-XXXXXXXX-XX	Cary Gr Rot Char Pat McNamara	Fund10	Fund10	Fund10
10-9010-900369-XXXXXXXX-XX	Veteran Book Fund Stem Program	Fund10	Fund10	Fund10
10-9010-900371-XXXXXXXX-XX	Illinois Spina Bifida Assoc	Fund10	Fund10	Fund10
10-9010-900372-XXXXXXXX-XX	Crystal Lake Strikers Drumline	Fund10	Fund10	Fund10
10-9010-900379-XXXXXXXX-XX	Woodstock Rotary Foundation Pr	Fund10	Fund10	Fund10
10-9010-900386-XXXXXXXX-XX	ISTS Interntl Scholarship Tuit	Fund10	Fund10	Fund10
10-9010-900390-XXXXXXXX-XX	Crystal Lake Chamber Commerce	Fund10	Fund10	Fund10
10-9010-900393-XXXXXXXX-XX	Consumers Co-Op Association	Fund10	Fund10	Fund10
10-9010-900396-XXXXXXXX-XX	Tempo Performing Arts Boosters	Fund10	Fund10	Fund10
10-9010-900399-XXXXXXXX-XX	BSP Memorial Scholarship	Fund10	Fund10	Fund10
10-9010-900500-XXXXXXXX-XX	Scholarship Round-Up Program	Fund10	Fund10	Fund10
10-9010-900502-XXXXXXXX-XX	Local 150 Operating Engineers	Fund10	Fund10	Fund10
10-9010-900504-XXXXXXXX-XX	Miss Huntley Scholar Pageant	Fund10	Fund10	Fund10
10-9010-900508-XXXXXXXX-XX	PVR Scholarship Fund	Fund10	Fund10	Fund10
10-9010-900513-XXXXXXXX-XX	Marine Corp League WI	Fund10	Fund10	Fund10
10-9010-900514-XXXXXXXX-XX	Cordeck Building Solutions	Fund10	Fund10	Fund10
10-9010-900517-XXXXXXXX-XX	Automotive Service Association	Fund10	Fund10	Fund10
10-9010-900519-XXXXXXXX-XX	Big Thunder Grange	Fund10	Fund10	Fund10
10-9010-900520-XXXXXXXX-XX	Johnsburg Oldtimers Club	Fund10	Fund10	Fund10
10-9010-900523-XXXXXXXX-XX	Choctaw Nation of Oklahoma	Fund10	Fund10	Fund10
10-9010-900524-XXXXXXXX-XX	Right to Life McHenry Cty Ed	Fund10	Fund10	Fund10
10-9010-900525-XXXXXXXX-XX	Illinois St Bowling Proprietor	Fund10	Fund10	Fund10

Department Code	Department Name	Supervisor	Dean/Director	VP/Exec
10-9010-900526-XXXXXXXX-XX	Skjold Lodge Sons of Norway	Fund10	Fund10	Fund10
10-9010-900527-XXXXXXXX-XX	Woodstock Council of Teachers	Fund10	Fund10	Fund10
10-9010-900530-XXXXXXXX-XX	Mercyhealth Development Fund	Fund10	Fund10	Fund10
10-9010-900535-XXXXXXXX-XX	Woodstock CUSD #200	Fund10	Fund10	Fund10
10-9010-900536-XXXXXXXX-XX	Superior Printing Inks	Fund10	Fund10	Fund10
10-9010-900538-XXXXXXXX-XX	Catholic Order of Foresters	Fund10	Fund10	Fund10
10-9010-900540-XXXXXXXX-XX	Illinois Scottish Rite Scholar	Fund10	Fund10	Fund10
10-9010-900541-XXXXXXXX-XX	Macoupin County Agriculture Ed	Fund10	Fund10	Fund10
10-9010-900542-XXXXXXXX-XX	Trinity Evangelical Lutheran	Fund10	Fund10	Fund10
10-9010-900543-XXXXXXXX-XX	Hunting Retriever Club	Fund10	Fund10	Fund10
10-9010-900544-XXXXXXXX-XX	Denali Chapter 16 Eastern Star	Fund10	Fund10	Fund10
10-9010-900545-XXXXXXXX-XX	Anchorage Lodge #17 F & AM	Fund10	Fund10	Fund10
10-9010-900546-XXXXXXXX-XX	State Bank The Lakes	Fund10	Fund10	Fund10
10-9010-900547-XXXXXXXX-XX	Epic Promise Employee Found	Fund10	Fund10	Fund10
10-9010-900548-XXXXXXXX-XX	FaithLutheranChurch LakelandFL	Fund10	Fund10	Fund10
10-9010-900549-XXXXXXXX-XX	Gilchrist Charitable Fndation	Fund10	Fund10	Fund10
10-9010-900550-XXXXXXXX-XX	Michael C Christ Family	Fund10	Fund10	Fund10
10-9010-900551-XXXXXXXX-XX	David T Brown Scholarship Fd	Fund10	Fund10	Fund10
10-9010-900552-XXXXXXXX-XX	Moorings of Arlington Heights	Fund10	Fund10	Fund10
10-9010-900553-XXXXXXXX-XX	Selma J Hartkje Com Foundation	Fund10	Fund10	Fund10
10-9010-900554-XXXXXXXX-XX	Todd Epsten Mem Scholarship	Fund10	Fund10	Fund10
10-9010-900555-XXXXXXXX-XX	Spartanburg County Foundation	Fund10	Fund10	Fund10
10-9010-900556-XXXXXXXX-XX	Oconomowoc Area School Dist	Fund10	Fund10	Fund10
10-9010-900557-XXXXXXXX-XX	Teamsters Local Union No. 731	Fund10	Fund10	Fund10
10-9010-900558-XXXXXXXX-XX	Grandma's House Daycare Center	Fund10	Fund10	Fund10
10-9010-900559-XXXXXXXX-XX	Underground Contractors Assc	Fund10	Fund10	Fund10
10-9010-900560-XXXXXXXX-XX	Northwestern Memorial Hlthcare	Fund10	Fund10	Fund10
10-9010-900561-XXXXXXXX-XX	Nicole Daune Jackson Memorial	Fund10	Fund10	Fund10
10-9010-900562-XXXXXXXX-XX	Society of Plastics Engineers	Fund10	Fund10	Fund10
10-9010-900563-XXXXXXXX-XX	McHenry County Youth Sports	Fund10	Fund10	Fund10
10-9010-900564-XXXXXXXX-XX	Rockford Assoc Minority Mgmt	Fund10	Fund10	Fund10
10-9010-900565-XXXXXXXX-XX	JPC- JP Cullen Foundation	Fund10	Fund10	Fund10
10-9010-900566-XXXXXXXX-XX	BBB Chicago Northern IL Found	Fund10	Fund10	Fund10
10-9010-900567-XXXXXXXX-XX	Marengo Union Jr FBall Club	Fund10	Fund10	Fund10
10-9010-900568-XXXXXXXX-XX	PFIA-Prof Flooring Installers	Fund10	Fund10	Fund10
10-9010-900569-XXXXXXXX-XX	NIU Kappa Chpt DeltaTauLambda	Fund10	Fund10	Fund10
10-9010-900570-XXXXXXXX-XX	Resurrection Catholic Church	Fund10	Fund10	Fund10
10-9010-900571-XXXXXXXX-XX	D & B Scholarship Fund	Fund10	Fund10	Fund10

Department Code	Department Name	Supervisor	Dean/Director	VP/Exec
10-9010-900572-XXXXXXXX-XX	Best Silver Scholarship	Fund10	Fund10	Fund10
10-9010-900573-XXXXXXXX-XX	Palatine Firefighters	Fund10	Fund10	Fund10
10-9010-900574-XXXXXXXX-XX	Estes Express Scholarship	Fund10	Fund10	Fund10
10-9010-900575-XXXXXXXX-XX	Woodstock North HS Athletic	Fund10	Fund10	Fund10
10-9010-900576-XXXXXXXX-XX	Print & Graphics Scholarship	Fund10	Fund10	Fund10
10-9010-900577-XXXXXXXX-XX	Hortonville Area Education Fdn	Fund10	Fund10	Fund10
10-9010-900578-XXXXXXXX-XX	Riverport Chorus	Fund10	Fund10	Fund10
10-9010-900579-XXXXXXXX-XX	Woodstock Rotary Non-Credit	Fund10	Fund10	Fund10
10-9010-900580-XXXXXXXX-XX	Rudy Scholarship Trust	Fund10	Fund10	Fund10
10-9010-900581-XXXXXXXX-XX	Girl Scouts Northern Illinois	Fund10	Fund10	Fund10
10-9010-900582-XXXXXXXX-XX	Green Street Baptist Church	Fund10	Fund10	Fund10
10-9010-900583-XXXXXXXX-XX	Alliant United Air Mainliners	Fund10	Fund10	Fund10
10-9010-900584-XXXXXXXX-XX	Folds of Honor	Fund10	Fund10	Fund10
10-9010-900585-XXXXXXXX-XX	Comm Foundation Northern IL	Fund10	Fund10	Fund10
10-9010-900586-XXXXXXXX-XX	Schaumburg TownshipCouncil PTA	Fund10	Fund10	Fund10
10-9010-900587-XXXXXXXX-XX	Comm HS Dist 155 CL	Fund10	Fund10	Fund10
10-9010-900588-XXXXXXXX-XX	Round Lake Area Exchange Club	Fund10	Fund10	Fund10
10-9010-900589-XXXXXXXX-XX	Kane Cty Chiefs Police Geneva	Fund10	Fund10	Fund10
10-9010-900590-XXXXXXXX-XX	St John Baptist CatholicChurch	Fund10	Fund10	Fund10
10-9010-900591-XXXXXXXX-XX	Fox Lake Round Lake Rotary Clb	Fund10	Fund10	Fund10
10-9010-900592-XXXXXXXX-XX	Coral Township Town Fund	Fund10	Fund10	Fund10
10-9010-900593-XXXXXXXX-XX	Grand Chptr Order Eastern Star	Fund10	Fund10	Fund10
10-9010-900594-XXXXXXXX-XX	Marie Louise Hunt Charitable	Fund10	Fund10	Fund10
10-9010-900595-XXXXXXXX-XX	Brunswick Foundation	Fund10	Fund10	Fund10
10-9010-900596-XXXXXXXX-XX	Comanche Nation	Fund10	Fund10	Fund10
10-9010-900597-XXXXXXXX-XX	Rohrer	Fund10	Fund10	Fund10
10-9010-900598-XXXXXXXX-XX	Tomah Area School District	Fund10	Fund10	Fund10
10-9010-900599-XXXXXXXX-XX	Intl Brotherhood Elect Workers	Fund10	Fund10	Fund10
10-9010-900600-XXXXXXXX-XX	Gail Luciano Memorial	Fund10	Fund10	Fund10
10-9010-900601-XXXXXXXX-XX	Transportation Wrker Union 512	Fund10	Fund10	Fund10
10-9010-900602-XXXXXXXX-XX	Arlington Heights Chapter 992	Fund10	Fund10	Fund10
10-9010-900603-XXXXXXXX-XX	Education Assoc of Round Lake	Fund10	Fund10	Fund10
10-9010-900604-XXXXXXXX-XX	Prairie Community Bank	Fund10	Fund10	Fund10
10-9010-900605-XXXXXXXX-XX	Camping World	Fund10	Fund10	Fund10
10-9010-900606-XXXXXXXX-XX	Edwin&Janet Bryant Foundation	Fund10	Fund10	Fund10
10-9010-900607-XXXXXXXX-XX	Scholar Dollars Northbrook	Fund10	Fund10	Fund10
10-9010-900608-XXXXXXXX-XX	Oregon School's Foundation	Fund10	Fund10	Fund10
10-9010-900609-XXXXXXXX-XX	CommunityFnd Fox Valley Region	Fund10	Fund10	Fund10

Fund Fund Title

<i>Department Code</i>	<i>Department Name</i>	<i>Supervisor</i>	<i>Dean/Director</i>	<i>VP/Exec</i>
10-9010-900610-XXXXXXXX-XX	McHenryCommunity HS Activities	Fund10	Fund10	Fund10
10-9010-900611-XXXXXXXX-XX	EA & FW Burchell Scholarship	Fund10	Fund10	Fund10
10-9010-900612-XXXXXXXX-XX	New Directions Addiction Ed	Fund10	Fund10	Fund10
10-9010-900613-XXXXXXXX-XX	Lions Club Sun City Huntley	Fund10	Fund10	Fund10
10-9010-900614-XXXXXXXX-XX	Carol Bowen&Lorene Maher Schol	Fund10	Fund10	Fund10
10-9010-900615-XXXXXXXX-XX	Auburn Education Association	Fund10	Fund10	Fund10
10-9010-900616-XXXXXXXX-XX	Huntley HS Band Boosters	Fund10	Fund10	Fund10
10-9010-900617-XXXXXXXX-XX	Harvard Comm Unit SD #50	Fund10	Fund10	Fund10
10-9010-900618-XXXXXXXX-XX	Grand Lodge of IL AF&AM	Fund10	Fund10	Fund10
10-9010-900619-XXXXXXXX-XX	Associated Fire Fighters of IL	Fund10	Fund10	Fund10
10-9010-900620-XXXXXXXX-XX	Richard Baidas Scholarship	Fund10	Fund10	Fund10
10-9010-900621-XXXXXXXX-XX	Natl Assoc of Pipe Fabricators	Fund10	Fund10	Fund10
10-9010-900622-XXXXXXXX-XX	Millard Family Scholarship	Fund10	Fund10	Fund10
10-9010-900623-XXXXXXXX-XX	Cary Grove Lodge #1157	Fund10	Fund10	Fund10
10-9010-900624-XXXXXXXX-XX	AARL Fnd Six Meter Clb Chicago	Fund10	Fund10	Fund10
10-9010-900625-XXXXXXXX-XX	Korupp & Waelti Scholarship Fd	Fund10	Fund10	Fund10
10-9010-900626-XXXXXXXX-XX	Harvard Chpter#500 Woman Moose	Fund10	Fund10	Fund10
10-9010-900627-XXXXXXXX-XX	Rotary Intl LITH Rotary	Fund10	Fund10	Fund10
10-9010-900628-XXXXXXXX-XX	Distribution Contractors Assoc	Fund10	Fund10	Fund10
10-9010-900629-XXXXXXXX-XX	Ethans ShiningLight Foundation	Fund10	Fund10	Fund10
10-9010-900630-XXXXXXXX-XX	Marengo-Union Chamber of Comm	Fund10	Fund10	Fund10
10-9010-900631-XXXXXXXX-XX	Illinois Sheriffs' Association	Fund10	Fund10	Fund10
10-9010-900632-XXXXXXXX-XX	NEIU Foundation	Fund10	Fund10	Fund10
10-9010-900633-XXXXXXXX-XX	Rust-Oleum	Fund10	Fund10	Fund10
10-9010-900634-XXXXXXXX-XX	Laborers Intl Union North Amer	Fund10	Fund10	Fund10
10-9010-900635-XXXXXXXX-XX	Marjorie M Bringe Trust	Fund10	Fund10	Fund10
10-9010-900636-XXXXXXXX-XX	Loretta K Vogt Trust	Fund10	Fund10	Fund10
10-9010-900637-XXXXXXXX-XX	Thornton Alum Legacy-B Purden	Fund10	Fund10	Fund10
10-9010-900639-XXXXXXXX-XX	National Rifle Assoc America	Fund10	Fund10	Fund10
10-9010-900640-XXXXXXXX-XX	Marengo Auto Body	Fund10	Fund10	Fund10
10-9010-900641-XXXXXXXX-XX	Hillstriders Running Club	Fund10	Fund10	Fund10
10-9010-900704-XXXXXXXX-XX	Elks National Fund	Fund10	Fund10	Fund10
11 Audit				
11-0000-000000-XXXXXXXX-XX	General	Robert M Tenuta	Robert M Tenuta	Tenuta
11-8020-501034-XXXXXXXX-XX	Audit Services	Robert M Tenuta	Robert M Tenuta	Tenuta
12 Liability, Protection & Settlement				
12-0000-000000-XXXXXXXX-XX	General	Robert M Tenuta	Robert M Tenuta	Tenuta
12-0000-501036-XXXXXXXX-XX	Campus Safety	Tom Kretschmer	Tom Kretschmer	Tenuta

Fund Fund Title

<i>Department Code</i>	<i>Department Name</i>	<i>Supervisor</i>	<i>Dean/Director</i>	<i>VP/Exec</i>
12-8060-501038-XXXXXXX-XX	Insurance	Robert M Tenuta	Robert M Tenuta	Tenuta
13 Building Bond Proceeds				
13-0000-000000-XXXXXXX-XX	General	Robert M Tenuta	Robert M Tenuta	Tenuta
14 Public Building Commission Rental				
14-0000-000000-XXXXXXX-XX	General	Robert M Tenuta	Robert M Tenuta	Tenuta
15 Public Building Commission Operation & Maintenance				
15-0000-000000-XXXXXXX-XX	General	Robert M Tenuta	Robert M Tenuta	Tenuta
17 OPEB Liability				
17-0000-000000-XXXXXXX-XX	General	Robert M Tenuta	Robert M Tenuta	Tenuta
17-1010-000000-XXXXXXX-XX	General	Robert M Tenuta	Robert M Tenuta	Tenuta
17-2010-000000-XXXXXXX-XX	General	Robert M Tenuta	Robert M Tenuta	Tenuta
17-3010-000000-XXXXXXX-XX	General	Robert M Tenuta	Robert M Tenuta	Tenuta
17-4010-000000-XXXXXXX-XX	General	Robert M Tenuta	Robert M Tenuta	Tenuta
17-6010-000000-XXXXXXX-XX	General	Robert M Tenuta	Robert M Tenuta	Tenuta
17-7010-000000-XXXXXXX-XX	General	Robert M Tenuta	Robert M Tenuta	Tenuta
17-8010-000000-XXXXXXX-XX	General	Robert M Tenuta	Robert M Tenuta	Tenuta
17-9010-000000-XXXXXXX-XX	General	Robert M Tenuta	Robert M Tenuta	Tenuta

Income Statement Accounts

XX-XXXXXX-XXXXXXXX-XX

Group

Revenue/Expense Description

Revenue

4101001	05	Real Estate Taxes	4309000	05	Sbdc Program Revenue
4101001	10	Real Estate Taxes-Tort	4309000	25	Gi Bill Student Grants
4101001	15	Real Estate Taxes-Ss	4309000	60	IRS Dept of Treasury Revenue
4103500	00	CPPRT	4309001	00	Veterans Affairs Annual Fees
4109000	00	Other Local Govt Sources	4309001	50	Other Fed Grant-Direct
4201000	05	Iccb Ivg/Ing Shortfall Grant	4309002	00	Other Fed Grant Pass-Through
4201000	10	English Literacy/Civics	4309002	01	National Science Foundation RV
4201001	00	Base Operating Grants	4401001	00	Tuition-In District
4201002	00	Equalization Grant	4401002	00	Tuition-Out of District
4201009	00	ICCB Special Initiative Grants	4401003	00	Tuition-Out of State
4201019	00	Adult Education - State Basic	4401004	00	Tuition-International Students
4201021	00	Adult Education - Performance	4402000	06	Course Fees
4201022	00	SV35 MIA/ POW Dep	4402000	10	Registration Fees
4201099	00	Other ICCB Grants	4402000	15	Graduation Fees
4203099	05	Avte/CTE General Revenue	4402000	20	Nursing Fees
4207001	00	ECACE-Early Childhood Access	4402000	25	Technology Fee
4209000	00	Revenue State Sources - Other	4402000	30	Infrastructure Fee
4209000	27	IL Green Economy Network	4402000	40	Dual Credit Fees
4209000	30	Ill Cooperative Work Study Rev	4402002	00	Application Fee
4209000	40	Community Literacy	4409000	05	Transcript Fees
4209000	65	Map Grant	4409000	10	Proficiency Exam
4209000	70	Sbdc Grant Revenue State	4409000	15	Clep Testing
4301000	05	Sbdc Grant Revenue Federal	4409000	20	Ged Testing
4301000	10	Perkins Iv Postsecondary Basic	4409000	25	Make Up Testing Fees
4301000	15	Federal Basic Adult Education	4409000	30	Placement Exam Fee
4301000	35	WSF Revenue from DOE	4409000	40	Other Testing Fees
4301000	45	Pell	4409000	45	Testing Ctr Serv Fee
4301000	50	Pell Administrative	4409000	50	Work Keys Testing Fees
4301000	53	Fed Financial Aid Fees Revenue	4420050	00	Misc. Fees
4301000	55	SEOG	4501000	05	Cafeteria Receipts
4301000	70	FMTA Military Tuition Assist.	4501000	10	Catering - External
4301001	00	US Dept of Ed Direct Revenue	4501000	15	Catering - Internal
4302002	10	DOL Pass Through Revenue	4501000	20	Catering - CLC
4303002	00	Dept of Health&Human Pass Thru	4501000	25	Vending Receipt-Outside Vendor
			4501000	26	Vending Receipts-Internal

Group

Revenue/Expense Description

4501000	30	Cafeteria Rebates	4709000	07	Investment Transaction Fees
4502000	05	Sales-Gifts	4709002	00	Interest Income-Leases
4502000	10	Sales-Software	4809000	00	Non Governmental Gift Other
4502000	15	Sales-Books	4809000	03	Gift MCC Foundation
4502000	20	Sales-Supplies	4809000	05	Donations
4502000	25	Sales-Clothing	4809000	15	Marchi Endowment Revenue
4502000	30	Discounts Earned	4809000	25	Foundation Contributions
4502000	35	Book Buyback Commissions	4901001	00	Campus Safety Court Fees/Fines
4502000	55	Fin Aid Bkstr Sales	4901002	05	Library Fines & Fees
4503000	05	Intramurals	4909000	01	Other Grant Revenue
4503000	10	Sports Camps	4909000	05	Fax Document Fee Revenue
4504000	10	Parenting Classes	4909000	10	Coin Operated Copy Machine Rev
4504000	12	Traffic Safety School	4909000	20	College Fair Fees
4504000	14	University Center	4909000	24	Career Services Fair Fees
4504000	16	Contract Training	4909000	25	Celluar One Income
4504000	18	Corporate Center Open Enrollme	4909000	26	Ctr Non-Profit Ldrship Revenue
4504000	24	CE Tuition	4909000	30	Employee Health Insurance Cont
4504000	25	CE Discount	4909000	35	College Health Insurance Contr
4504000	32	Kids & College Tuition	4909000	36	College Grp Life Ins Contribut
4504000	46	RAP Tuition	4909000	40	Retiree Health Insurance Contr
4504000	48	RAP Membership Fees	4909000	45	Cobra Health Insurance Contrib
4504000	50	Fitness Center Revenue	4909000	50	Other Misc Income
4504000	60	Center for Agrarian Learning	4909000	55	NSF Service Charge
4504000	70	Planetarium Events Revenue	4909000	56	Surplus Sales
4505001	00	Culinary Food Sales	4909000	58	Sustainability Revenue
4509000	05	Conferences & Rental Income	4909000	59	Recycling Revenue
4509000	09	Workforce Program Revenue	4909000	85	Dental Performance Guarantee
4509000	16	Floral Shop sales	4909000	90	SURS Pass Through Revenue
4509000	20	Child Care Fees	4909000	95	CIP Pass Through Revenue
4509000	45	Greenhouse Lab Sales	4909001	00	Proceeds from Capital Lease
4509000	50	Floral Shop Lab Sales	4909001	10	Proceeds from Leases
4509000	55	Student Farm Sales	4909001	15	Subscription Issuance
4509001	00	Culinary & Other Misc.	4909005	00	Lease Revenue
4509001	01	Bakery Food Sales			
4609000	05	Misc Rental			
4609001	00	Shah Center Rentals			
4609002	00	MCC Conf. Ctr Rental			
4709000	05	Interest On Investments			
4709000	06	Change in Fair Value of Invest			

Group

Revenue/Expense Description

Salaries

5101001	00	FT Administrative Staff
5101001	01	FT Admin Vacancy Allowance
5102001	00	FT Prof/Tech Staff
5102001	01	FT Prof Vacancy Allowance
5102002	00	PT Prof/Technical Staff
5103001	00	FT Teaching Faculty
5103001	10	FT Stipends Fall Spring Summer
5103001	15	Instr Staff - Indep Study
5103002	05	PT Instructional Other
5103002	06	PT Instruct Vacancy Allowance
5103002	10	PT Instr - Indep Study
5103002	15	PT Stipends Fall Sprg Sum
5103004	10	FT Instr Staff - Overload
5103004	20	Non-Instructional Overload
5105001	00	FT Academic Support
5105002	00	PT Academic Support
5106001	00	FT Clerical Staff
5106001	01	FT Clerical Vacancy Allowance
5106001	10	FT Service Staff
5106002	00	PT Clerical Staff
5106002	20	PT Service Staff
5107001	00	FT Maintenance
5108000	05	Federal Student Employee
5108000	15	Student Employees - WSI
5109000	40	Faculty Tuition Stipend
5109000	45	Adjunct Bonus Stipend
5109000	50	Other Compensation
5109000	60	Sign On Bonus

Employee Benefits

5201000	05	Cobra Administration
5201001	00	Employer GTL Medical Vision
5201001	40	Employee Medical Claims Hospit
5201001	45	Employee Medical Claims Doctor
5201001	50	Employee Medical Claims Prescr
5201001	55	Cobra Medical Claims Hospital
5201001	60	Cobra Medical Claims Doctor
5201001	65	Cobra Medical Claims Prescript
5201001	70	Medical Insurance Administrati
5201001	75	Medical Insurance Access Fee
5201001	80	Medical Insurance Prescription
5201001	85	Medical Insurance Stop Loss Ag
5201001	90	Medical Insurance Stop Loss In
5201001	95	Medical Insurance Stop Loss Re
5201002	00	Dental
5201002	05	Dental Insurance Administratio
5201003	00	Vision
5201004	00	Group Life Insurance
5201005	00	Long Term Disability
5202000	00	Workers Compensation Insurance
5204000	00	Unemployment Insurance
5205000	00	Medicare
5206000	00	FICA - Social Security
5207000	05	Tuition Waiver - Admin.
5207000	10	Tuition Waiver - Faculty
5207000	15	Tuition Waiver - Staff
5207000	20	Tuition Waiver - Admin Depend
5207000	25	Tuition Waiver - Faculty Depen
5207000	30	Tuition Waiver - Staff Depend
5207000	35	Admin Tuition Reimbursement
5207000	40	Faculty Tuition Reimbursement
5207000	41	Adjunct Prof Development
5207000	45	Staff Tuition Reimbursement
5208000	10	Retiree Medical Claims Doctor
5209000	01	Flexible Spending Admin Exp
5209000	05	Employee Assistance Program
5209000	08	Wellness Benefits

Group

Revenue/Expense Description

5209000	55	SURS College Insurance ER Cont
5209000	56	College Insurance Program Exp
5209000	60	Surs Federal Grant Obligation
5209000	65	Surs Penalties
5209000	75	Employer match 403B
5299900	00	Compensated Absences
5299900	50	State Allocated SURS
5299900	95	State Allocated CIP

Contractual Services

5301000	00	Audit Services
5302000	00	Consultants
5303000	20	Other Contractual Services
5304000	05	Contractual Services
5304000	10	Contract Maintenance Services
5304000	15	Copier Lease Maintenance Serv
5305000	05	Legal Notices
5305000	10	Legal Retainer
5306000	00	Office Services
5308000	00	Instructional Services
5309000	05	Board Expense
5309000	10	Insurance Consultant
5309000	15	Background Checks
5309000	20	Other Contractual Services
5309000	21	Cont Service Offset Allowance
5309000	25	Snow Removal
5309000	30	Refuse Removal
5309000	40	Mental Health Contracted Serv

Group

Revenue/Expense Description

Supplies

5401001	00	Office Supplies
5401001	01	Supplies Offset Allowance
5401001	55	Copy Center Chargebacks
5401002	00	Instructional Supplies
5401002	05	Testing Materials
5401002	15	Supplies - Testing
5401002	20	Supplies - Floral Design
5401002	25	Supplies - Greenhouse
5401002	35	Supplies - General
5401002	40	Supplies - Plant Science
5401002	45	Supplies - Plant Science Lab
5401002	50	Supplies - Pho/Art Ink
5401002	56	Supplies-Hort Chargebacks
5401004	00	Maintenance Supplies
5401005	00	Accommodation Supplies
5401009	00	IT Technology Supplies
5401009	05	Supplies MCC Store
5402000	00	Printing
5402000	05	Printing - Credit Schedule
5402000	10	Printing - Non-Credit Schedule
5402000	15	Printing - College Catalog
5402000	20	Printing - Non-Credit Division
5402000	25	Printing-Institutional
5404001	00	Audio/Visual Materials
5404001	05	Telecourse Fees
5404002	00	Computer Software
5404002	05	Software Purchases
5404003	00	Postage
5404003	05	U. P. S.
5404004	00	Repair Materials & Supplies
5405000	05	Books
5406000	00	Publications & Dues
5406000	05	Continuations
5406000	10	Periodicals
5407000	00	Advertising
5407000	05	Photography Expense
5407000	10	Promotional Expense

5408000	05	Food Purchases
5408000	10	Supply Purchases
5408000	15	Clothing Purchases
5408000	20	Bkstr-Freight & Shipping
5408000	21	Book Purchases
5408000	25	Gift Purchases
5408000	30	Software Purchases
5409000	00	Other Materials & Supplies

Group

Revenue/Expense Description

Travel

5501000	05	Meeting Expense In-District
5501000	10	Chamber Meeting Expense In-Dis
5502000	05	In District Travel
5502000	10	Out of District Travel
5502000	11	Travel Offset Allowance
5504000	00	Recruitment
5504000	10	Recruitment - Background Check
5504000	15	Relocation/Moving Expenses
5509000	01	Professional Development
5509000	05	Staff Development
5509000	10	Vehicle Expense
5509000	15	Other Conf & Mtg Exp
5509000	20	Forensics
5509000	25	Job/College Fair

Fixed Charges

5601000	00	Rental - Facilities
5601002	00	MCC Conf Ctr Rental
5602000	00	Rental - Equipment
5606000	00	Lease Principal Retirements
5606002	00	Lease Retirements
5606002	05	Subscription Retirements
5609000	05	Vehicle Lease
5609000	10	Existing Computer Leases
5609000	40	New Computer Leases
5609000	50	Bond Principal
5609000	55	Interest Expense
5609000	60	General Insurance
5609000	62	Late Charges -Credit Cards
5609000	65	Insurance Deductables
5609002	00	Interest Expense-Leases
5609002	05	Interest Expense-Subscriptions

Group

Revenue/Expense Description

Utilities

5701000	00	Gas
5703000	00	Electricity
5704000	00	Water/Sewage
5705000	00	Telephone
5709000	00	Utilities - General

Capital Outlay

5801000	00	Site Acquisition
5802000	00	Site Improvements
5803000	00	Buildings - New
5805000	00	Equipment - Office
5805000	01	Asset addition contra account
5806000	00	Equipment - Instructional
5806000	05	Repl Equip--Instructional
5807000	00	Equipment
5807000	05	Repl Equip - Service
5808000	05	Depreciation Building
5808000	10	Depreciation Equipment
5808009	00	Amortization Expense
5808009	05	Amortization Exp-Subscriptions
5809000	00	Other Capital Outlay
5809000	05	Major Equipment
5809000	07	Architectual Services
5809000	10	Site Improvement
5809000	60	Building Improvements
5809002	05	Capital Outlay-Subscriptions

Group

Revenue/Expense Description

Other

5901003	20	Waiver - Except. to refund Pol
5902000	10	Scholarships
5902000	50	Participant Costs-Scholarships
5902000	53	Student Assist-Childcare
5902000	54	Student Assist-Housing
5902000	55	Student Assist-Food Insecurity
5902000	56	Student Assist-Transportation
5902000	58	Student Assist-Tuition
5902000	60	Childcare Fee Subsidy
5904000	05	Financial Charges/Adjustments
5904000	10	Fee Loss/Uncollectable
5904000	22	Participation Stipend
5904000	25	Bad Debt Expenses
5904000	30	Debt Forgiveness
5904002	00	Dept. Charge-Back
5909000	00	Other Expenditures
5909000	01	Other Expenses
5909000	02	Tuition Waivers Institutional
5909000	04	Tuition Waivers Student Life
5909000	07	Tuition Waivers Senior Citizen
5909000	08	Tuition Waivers Culinary Mgmt
5909000	09	Tuition Waivers Fin Distress
5909000	10	Tuition Refunds
5909000	12	Phi Theta Kappa
5909000	15	Participation Stipend
5909000	22	Pell Grant
5909000	28	SEOG
5909000	35	Illinois Map Grant Award
5909000	37	Dpnds Police Fire Corr Off Grt
5909000	46	Services Charges Bonds
5909000	52	Pell Admin Expense
5909000	53	Fed Financial Aid Admin Exp
5909000	54	Perm Art Collection
5909000	58	Graduation
5909000	70	Corporate Sponsorships
5909000	80	Tax Abatements
5909000	85	Real Estate Taxes

5909000	90	Bank/Credit Crd/Higer One Fee
5909001	00	Rewards and Recognition
5909002	00	Indirect Costs Allocation

Group

Revenue/Expense Description

Contingency

6000000 05 Contingency Institution

Interfund Transfer Out

7102000 10 Transfer To Aux Fund

7102000 30 Transfer to fund

7102000 50 Transfer

7102001 00 Transfer-out

Group

Revenue/Expense Description

Interfund Transfer In

7202000	05	Transfers
7202002	00	Transfer - In

This page left blank intentionally

FY 2025 vs. FY 2024

Comparative Budget Detail

By Department

This page left blank intentionally

Comparative By Fund/Department Detail FY25 vs. FY24

Thru: 6/30/2024

Object	Object Name	FY24 YTD	FY24 Budget	FY25 Budget	\$ Change	% Change
Fund 01 Education						
Dept: 01-0000-000000 Department Name: General						
Local Governmental Sources						
4101001	05 Real Estate Taxes	\$25,637,514	\$25,564,854	\$25,549,854	(\$15,000)	-0.06%
4103500	00 CPPRT	\$451,121	\$487,908	\$487,908	\$0	0.00%
Sum of Local Governmental Sources		\$26,088,635	\$26,052,762	\$26,037,762	(\$15,000)	-0.06%
State Governmental Sources						
4201000	05 Iccb lvg/Ing Shortfall Grant	(\$77,603)	\$107,614	\$82,330	(\$25,284)	-23.50%
4201001	00 Base Operating Grants	\$4,274,738	\$4,263,462	\$4,818,606	\$555,144	13.02%
4201002	00 Equalization Grant	\$4,188,350	\$4,590,622	\$8,128,930	\$3,538,308	77.08%
4203099	05 Avte/CTE General Revenue	\$382,091	\$350,000	\$350,000	\$0	0.00%
Sum of State Governmental Sources		\$8,767,576	\$9,311,698	\$13,379,866	\$4,068,168	43.69%
Federal Governmental Sources						
4301001	00 US Dept of Ed Direct Revenue	\$0	\$0	\$0	\$0	#Num!
4309001	00 Veterans Affairs Annual Fees	\$1,776	\$0	\$0	\$0	#Num!
Sum of Federal Governmental Sources		\$1,776	\$0	\$0	\$0	#Num!
Student Tuition & Fees						
4401001	00 Tuition-In District	\$9,410,429	\$9,649,122	\$10,062,996	\$413,874	4.29%
4401002	00 Tuition-Out of District	\$225,917	\$150,148	\$156,588	\$6,440	4.29%
4401003	00 Tuition-Out of State	\$14,753	\$20,533	\$21,414	\$881	4.29%
4401004	00 Tuition-International Students	\$47,511	\$13,855	\$14,449	\$594	4.29%
4402000	06 Course Fees	\$539,461	\$728,732	\$728,732	\$0	0.00%
4402000	10 Registration Fees	\$87,878	\$110,000	\$110,000	\$0	0.00%
4402000	15 Graduation Fees	\$0	\$300	\$300	\$0	0.00%
4402000	20 Nursing Fees	\$0	\$2,000	\$2,000	\$0	0.00%
4402000	25 Technology Fee	\$918,104	\$949,602	\$949,578	(\$24)	0.00%
4402000	40 Dual Credit Fees	\$279,125	\$277,950	\$277,950	\$0	0.00%
4409000	05 Transcript Fees	\$68,501	\$40,000	\$40,000	\$0	0.00%
4409000	10 Proficiency Exam	\$525	\$450	\$450	\$0	0.00%
4409000	15 Clep Testing	\$0	\$1,825	\$100	(\$1,725)	-94.52%
4409000	20 Ged Testing	\$504	\$1,500	\$100	(\$1,400)	-93.33%
4409000	25 Make Up Testing Fees	\$0	\$100	\$100	\$0	0.00%
4409000	30 Placement Exam Fee	\$0	\$100	\$100	\$0	0.00%
4409000	40 Other Testing Fees	\$2,270	\$100	\$100	\$0	0.00%

Thru: 6/30/2024

<i>Object</i>	<i>Object Name</i>	<i>FY24 YTD</i>	<i>FY24 Budget</i>	<i>FY25 Budget</i>	<i>\$ Change</i>	<i>% Change</i>
4409000	45 Testing Ctr Serv Fee	\$5,868	\$5,000	\$5,000	\$0	0.00%
4409000	50 Work Keys Testing Fees	\$0	\$100	\$100	\$0	0.00%
4420050	00 Misc. Fees	\$711,296	\$750,000	\$750,000	\$0	0.00%
Sum of Student Tuition & Fees		\$12,312,142	\$12,701,417	\$13,120,057	\$418,640	3.30%
Sales & Service Fees						
4504000	32 Kids & College Tuition	\$113,824	\$150,000	\$150,000	\$0	0.00%
4504000	50 Fitness Center Revenue	\$4,241	\$7,500	\$6,000	(\$1,500)	-20.00%
Sum of Sales & Service Fees		\$118,065	\$157,500	\$156,000	(\$1,500)	-0.95%
Facilities Revenue						
4609000	05 Misc Rental	\$11,766	\$18,966	\$18,966	\$0	0.00%
Sum of Facilities Revenue		\$11,766	\$18,966	\$18,966	\$0	0.00%
Investment Revenue						
4709000	05 Interest On Investments	\$66,931	\$20,000	\$30,000	\$10,000	50.00%
4709000	06 Change in Fair Value of Invest	\$681,174	\$269,594	\$351,040	\$81,446	30.21%
4709000	07 Investment Transaction Fees	(\$10,677)	(\$16,102)	(\$17,641)	(\$1,539)	9.56%
4709002	00 Interest Income-Leases	\$5,321	\$0	\$0	\$0	#Num!
Sum of Investment Revenue		\$742,749	\$273,492	\$363,399	\$89,907	32.87%
Nongovernmental Gifts						
4809000	05 Donations	\$500	\$1,000	\$1,000	\$0	0.00%
4809000	25 Foundation Contributions	\$40,756	\$10,000	\$10,000	\$0	0.00%
Sum of Nongovernmental Gifts		\$41,256	\$11,000	\$11,000	\$0	0.00%
Other Revenue						
4901002	05 Library Fines & Fees	\$0	\$150	\$150	\$0	0.00%
4909000	05 Fax Document Fee Revenue	\$0	\$50	\$50	\$0	0.00%
4909000	10 Coin Operated Copy Machine Rev	\$84	\$0	\$0	\$0	#Num!
4909000	20 College Fair Fees	\$0	\$1,500	\$1,500	\$0	0.00%
4909000	25 Celluar One Income	\$0	\$9,348	\$9,372	\$24	0.26%
4909000	30 Employee Health Insurance Cont	\$1,371,719	\$2,000,000	\$2,000,000	\$0	0.00%
4909000	35 College Health Insurance Contr	\$4,583,880	\$4,000,000	\$4,000,000	\$0	0.00%
4909000	36 College Grp Life Ins Contribut	\$27,964	\$25,000	\$23,000	(\$2,000)	-8.00%
4909000	40 Retiree Health Insurance Contr	\$5,608	\$1,000	\$1,000	\$0	0.00%
4909000	45 Cobra Health Insurance Contrib	\$0	\$5,000	\$2,500	(\$2,500)	-50.00%
4909000	50 Other Misc Income	\$59,350	\$20,000	\$40,000	\$20,000	100.00%
4909000	55 NSF Service Charge	\$30	\$250	\$250	\$0	0.00%
4909000	56 Surplus Sales	\$1,281	\$500	\$500	\$0	0.00%
4909000	85 Dental Performance Guarantee	\$691	\$0	\$0	\$0	#Num!
4909000	90 SURS Pass Through Revenue	\$11,494,706	\$22,500,000	\$22,500,000	\$0	0.00%
Sum of Other Revenue		\$17,545,313	\$28,562,798	\$28,578,322	\$15,524	0.05%

Thru: 6/30/2024

<i>Object</i>	<i>Object Name</i>	<i>FY24 YTD</i>	<i>FY24 Budget</i>	<i>FY25 Budget</i>	<i>\$ Change</i>	<i>% Change</i>
Fringe Benefits						
5201001	00 Employer GTL Medical Vision	\$24,551	\$0	\$0	\$0	#Num!
Sum of Fringe Benefits		\$24,551	\$0	\$0	\$0	#Num!
Net Total for General		\$65,653,829	\$77,089,633	\$81,665,372	\$4,575,739	5.94%

Dept: 01-0000-101052 Department Name: Horticulture

Sales & Service Fees

4509000	45 Greenhouse Lab Sales	\$39,967	\$15,000	\$15,000	\$0	0.00%
4509000	50 Floral Shop Lab Sales	\$3,923	\$1,000	\$1,000	\$0	0.00%
4509000	55 Student Farm Sales	\$800	\$1,500	\$1,500	\$0	0.00%
Sum of Sales & Service Fees		\$44,690	\$17,500	\$17,500	\$0	0.00%
Net Total for Horticulture		\$44,690	\$17,500	\$17,500	\$0	0.00%

Dept: 01-0000-102010 Department Name: Culinary

Sales & Service Fees

4509001	00 Culinary & Other Misc.	\$0	\$0	\$0	\$0	#Num!
Sum of Sales & Service Fees		\$0	\$0	\$0	\$0	#Num!
Net Total for Culinary		\$0	\$0	\$0	\$0	#Num!

Dept: 01-0000-102011 Department Name: Bakery

Sales & Service Fees

4509001	00 Culinary & Other Misc.	\$635	\$0	\$0	\$0	#Num!
4509001	01 Bakery Food Sales	\$15,851	\$0	\$0	\$0	#Num!
Sum of Sales & Service Fees		\$16,486	\$0	\$0	\$0	#Num!
Net Total for Bakery		\$16,486	\$0	\$0	\$0	#Num!

Dept: 01-0000-102020 Department Name: Early Childhd Ed

Other Revenue

4909000	50 Other Misc Income	\$4,000	\$0	\$0	\$0	#Num!
Sum of Other Revenue		\$4,000	\$0	\$0	\$0	#Num!
Net Total for Early Childhd Ed		\$4,000	\$0	\$0	\$0	#Num!

Dept: 01-0000-102050 Department Name: Welding Credit Program

Other Revenue

4909000	59 Recycling Revenue	\$536	\$0	\$0	\$0	#Num!
Sum of Other Revenue		\$536	\$0	\$0	\$0	#Num!

Thru: 6/30/2024

<i>Object</i>	<i>Object Name</i>	<i>FY24 YTD</i>	<i>FY24 Budget</i>	<i>FY25 Budget</i>	<i>\$ Change</i>	<i>% Change</i>
Net Total for Welding Credit Program		\$536	\$0	\$0	\$0	#Num!

Dept: 01-0000-303024 Department Name: Career Services

Other Revenue

4909000	24 Career Services Fair Fees	\$10,734	\$6,000	\$12,000	\$6,000	100.00%
Sum of Other Revenue		\$10,734	\$6,000	\$12,000	\$6,000	100.00%

Net Total for Career Services		\$10,734	\$6,000	\$12,000	\$6,000	100.00%
--------------------------------------	--	----------	---------	----------	---------	---------

Dept: 01-0000-404010 Department Name: Sustainability

Other Revenue

4909000	58 Sustainability Revenue	\$4,986	\$0	\$50,000	\$50,000	#Div/0!
Sum of Other Revenue		\$4,986	\$0	\$50,000	\$50,000	#Div/0!

Net Total for Sustainability		\$4,986	\$0	\$50,000	\$50,000	#Div/0!
-------------------------------------	--	---------	-----	----------	----------	---------

Dept: 01-0000-501054 Department Name: Capital Leases

Other Revenue

4909005	00 Lease Revenue	\$19,159	\$0	\$0	\$0	#Num!
Sum of Other Revenue		\$19,159	\$0	\$0	\$0	#Num!

Net Total for Capital Leases		\$19,159	\$0	\$0	\$0	#Num!
-------------------------------------	--	----------	-----	-----	-----	-------

Dept: 01-0000-904183 Department Name: Lieb Director Endowed

Sales & Service Fees

4504000	70 Planetarium Events Revenue	\$9,290	\$0	\$20,000	\$20,000	#Div/0!
Sum of Sales & Service Fees		\$9,290	\$0	\$20,000	\$20,000	#Div/0!

Other Revenue

4909000	50 Other Misc Income	\$11,865	\$0	\$2,500	\$2,500	#Div/0!
Sum of Other Revenue		\$11,865	\$0	\$2,500	\$2,500	#Div/0!

Net Total for Lieb Director Endowed		\$21,155	\$0	\$22,500	\$22,500	#Div/0!
--	--	----------	-----	----------	----------	---------

Dept: 01-1010-000000 Department Name: General

Fringe Benefits

5299900	50 State Allocated SURS	\$6,071,077	\$0	\$0	\$0	#Num!
Sum of Fringe Benefits		\$6,071,077	\$0	\$0	\$0	#Num!

Net Total for General		\$6,071,077	\$0	\$0	\$0	#Num!
------------------------------	--	-------------	-----	-----	-----	-------

Dept: 01-1010-101010 Department Name: English

Thru: 6/30/2024

<i>Object</i>	<i>Object Name</i>	<i>FY24 YTD</i>	<i>FY24 Budget</i>	<i>FY25 Budget</i>	<i>\$ Change</i>	<i>% Change</i>
Salaries						
5103001	00 FT Teaching Faculty	\$1,038,293	\$987,854	\$1,062,768	\$74,914	7.58%
5103001	10 FT Stipends Fall Spring Summer	\$90	\$0	\$0	\$0	#Num!
5103001	15 Instr Staff - Indep Study	\$225	\$400	\$400	\$0	0.00%
5103002	05 PT Instructional Other	\$840	\$515	\$530	\$15	2.91%
5103002	10 PT Instr - Indep Study	\$0	\$515	\$530	\$15	2.91%
5103002	15 PT Stipends Fall Sprg Sum	\$153,875	\$206,000	\$212,180	\$6,180	3.00%
5103004	10 FT Instr Staff - Overload	\$52,518	\$36,000	\$36,000	\$0	0.00%
5103004	20 Non-Instructional Overload	\$21,416	\$8,238	\$16,476	\$8,238	100.00%
Sum of Salaries		\$1,267,257	\$1,239,522	\$1,328,884	\$89,362	7.21%
Fringe Benefits						
5201001	00 Employer GTL Medical Vision	\$154,046	\$207,544	\$165,563	(\$41,981)	-20.23%
5209000	55 SURS College Insurance ER Cont	\$8,282	\$6,517	\$9,842	\$3,325	51.02%
Sum of Fringe Benefits		\$162,328	\$214,061	\$175,405	(\$38,656)	-18.06%
Maintenance, Memberships, and Printing & Postage Supplies						
5401001	00 Office Supplies	\$0	\$450	\$450	\$0	0.00%
5401009	05 Supplies MCC Store	\$142	\$135	\$135	\$0	0.00%
5402000	00 Printing	\$0	\$45	\$45	\$0	0.00%
Sum of Maintenance, Memberships, and		\$142	\$630	\$630	\$0	0.00%
Travel, Meeting, Professional Development, and Recruitment						
5509000	15 Other Conf & Mtg Exp	\$0	\$200	\$200	\$0	0.00%
Sum of Travel, Meeting, Professional D		\$0	\$200	\$200	\$0	0.00%
Net Total for English		\$1,429,727	\$1,454,413	\$1,505,119	\$50,706	3.49%

Dept: 01-1010-101012 Department Name: Journalism

Salaries						
5103001	00 FT Teaching Faculty	\$118,125	\$115,265	\$118,838	\$3,573	3.10%
5103001	10 FT Stipends Fall Spring Summer	\$250	\$0	\$0	\$0	#Num!
5103001	15 Instr Staff - Indep Study	\$1,200	\$2,799	\$2,799	\$0	0.00%
5103002	05 PT Instructional Other	\$0	\$5,150	\$5,304	\$154	2.99%
5103002	15 PT Stipends Fall Sprg Sum	\$51,353	\$46,350	\$47,740	\$1,390	3.00%
5103004	10 FT Instr Staff - Overload	\$17,919	\$13,000	\$13,000	\$0	0.00%
5103004	20 Non-Instructional Overload	\$760	\$3,845	\$7,690	\$3,845	100.00%
Sum of Salaries		\$189,607	\$186,409	\$195,371	\$8,962	4.81%
Fringe Benefits						
5201001	00 Employer GTL Medical Vision	\$30,505	\$47,526	\$33,702	(\$13,824)	-29.09%
5209000	55 SURS College Insurance ER Cont	\$1,065	\$899	\$1,409	\$510	56.73%

Thru: 6/30/2024

<i>Object</i>	<i>Object Name</i>	<i>FY24 YTD</i>	<i>FY24 Budget</i>	<i>FY25 Budget</i>	<i>\$ Change</i>	<i>% Change</i>
Sum of Fringe Benefits		\$31,570	\$48,425	\$35,111	(\$13,314)	-27.49%
Maintenance, Memberships, and Printing & Postage Supplies						
5401001	00 Office Supplies	\$0	\$72	\$72	\$0	0.00%
5401002	00 Instructional Supplies	\$0	\$250	\$0	(\$250)	-100.00%
5401009	05 Supplies MCC Store	\$0	\$72	\$72	\$0	0.00%
5402000	00 Printing	\$0	\$50	\$50	\$0	0.00%
Sum of Maintenance, Memberships, and		\$0	\$444	\$194	(\$250)	-56.31%
Net Total for Journalism		\$221,177	\$235,278	\$230,676	(\$4,602)	-1.96%

Dept: 01-1010-101014 **Department Name: Speech**

Salaries

5103001	00 FT Teaching Faculty	\$329,052	\$320,693	\$338,214	\$17,521	5.46%
5103001	15 Instr Staff - Indep Study	\$0	\$25	\$25	\$0	0.00%
5103002	05 PT Instructional Other	\$225	\$258	\$266	\$8	3.10%
5103002	15 PT Stipends Fall Sprg Sum	\$105,566	\$144,200	\$148,526	\$4,326	3.00%
5103004	10 FT Instr Staff - Overload	\$17,998	\$27,000	\$27,000	\$0	0.00%
5103004	20 Non-Instructional Overload	\$26,946	\$23,213	\$46,426	\$23,213	100.00%
Sum of Salaries		\$479,787	\$515,389	\$560,457	\$45,068	8.74%

Fringe Benefits

5201001	00 Employer GTL Medical Vision	\$37,547	\$52,101	\$32,652	(\$19,449)	-37.33%
5209000	55 SURS College Insurance ER Cont	\$2,823	\$2,460	\$3,855	\$1,395	56.71%
Sum of Fringe Benefits		\$40,370	\$54,561	\$36,507	(\$18,054)	-33.09%

Maintenance, Memberships, and Printing & Postage Supplies

5401001	00 Office Supplies	\$32	\$180	\$180	\$0	0.00%
5401009	00 IT Technology Supplies	\$584	\$0	\$2,400	\$2,400	#Div/0!
5401009	05 Supplies MCC Store	\$0	\$90	\$90	\$0	0.00%
5402000	00 Printing	\$0	\$180	\$180	\$0	0.00%
5404001	00 Audio/Visual Materials	\$4,057	\$0	\$0	\$0	#Num!
5406000	00 Publications & Dues	\$0	\$180	\$180	\$0	0.00%
Sum of Maintenance, Memberships, and		\$4,673	\$630	\$3,030	\$2,400	380.95%

Travel, Meeting, Professional Development, and Recruitment

5509000	15 Other Conf & Mtg Exp	\$179	\$0	\$0	\$0	#Num!
5509000	20 Forensics	\$8,113	\$7,000	\$7,000	\$0	0.00%
Sum of Travel, Meeting, Professional D		\$8,292	\$7,000	\$7,000	\$0	0.00%

Net Total for Speech \$533,122 \$577,580 \$606,994 \$29,414 5.09%

Dept: 01-1010-101016 **Department Name: Art**

Thru: 6/30/2024

<i>Object</i>	<i>Object Name</i>	<i>FY24 YTD</i>	<i>FY24 Budget</i>	<i>FY25 Budget</i>	<i>\$ Change</i>	<i>% Change</i>
Salaries						
5103001	00 FT Teaching Faculty	\$416,161	\$429,486	\$428,647	(\$839)	-0.20%
5103001	15 Instr Staff - Indep Study	\$2,375	\$958	\$958	\$0	0.00%
5103002	05 PT Instructional Other	\$1,950	\$1,030	\$1,061	\$31	3.01%
5103002	10 PT Instr - Indep Study	\$285	\$8,240	\$8,487	\$247	3.00%
5103002	15 PT Stipends Fall Sprg Sum	\$354,775	\$231,750	\$238,702	\$6,952	3.00%
5103004	10 FT Instr Staff - Overload	\$54,471	\$40,000	\$40,000	\$0	0.00%
5103004	20 Non-Instructional Overload	\$23,885	\$13,187	\$26,374	\$13,187	100.00%
Sum of Salaries		\$853,901	\$724,651	\$744,229	\$19,578	2.70%
Fringe Benefits						
5201001	00 Employer GTL Medical Vision	\$38,018	\$48,052	\$36,850	(\$11,202)	-23.31%
5209000	55 SURS College Insurance ER Cont	\$3,687	\$3,552	\$5,383	\$1,831	51.55%
Sum of Fringe Benefits		\$41,704	\$51,604	\$42,233	(\$9,371)	-18.16%
Outsourced & Contractual Services						
5304000	10 Contract Maintenance Services	\$0	\$540	\$540	\$0	0.00%
5304000	15 Copier Lease Maintenance Serv	\$0	\$180	\$180	\$0	0.00%
5309000	20 Other Contractual Services	\$3,924	\$2,249	\$2,249	\$0	0.00%
Sum of Outsourced & Contractual Servi		\$3,924	\$2,969	\$2,969	\$0	0.00%
Maintenance, Memberships, and Printing & Postage Supplies						
5401001	00 Office Supplies	\$18,180	\$20,692	\$20,692	\$0	0.00%
5401002	00 Instructional Supplies	\$279	\$6,500	\$6,500	\$0	0.00%
5401002	50 Supplies - Pho/Art Ink	\$23,154	\$30,588	\$30,588	\$0	0.00%
5401009	00 IT Technology Supplies	\$16,815	\$0	\$1,500	\$1,500	#Div/0!
5401009	05 Supplies MCC Store	\$441	\$360	\$360	\$0	0.00%
5402000	00 Printing	\$15	\$1,000	\$1,000	\$0	0.00%
5404001	00 Audio/Visual Materials	\$0	\$900	\$900	\$0	0.00%
5404002	00 Computer Software	\$0	\$200	\$200	\$0	0.00%
5406000	00 Publications & Dues	\$509	\$135	\$135	\$0	0.00%
5407000	00 Advertising	\$1,635	\$0	\$0	\$0	#Num!
5408000	05 Food Purchases	\$0	\$75	\$75	\$0	0.00%
Sum of Maintenance, Memberships, and		\$61,027	\$60,450	\$61,950	\$1,500	2.48%
Travel, Meeting, Professional Development, and Recruitment						
5502000	10 Out of District Travel	\$272	\$0	\$0	\$0	#Num!
Sum of Travel, Meeting, Professional D		\$272	\$0	\$0	\$0	#Num!
Fixed Charges, Rental, Property Insurance, and Debt Retirement						
5601000	00 Rental - Facilities	\$0	\$5,000	\$5,000	\$0	0.00%
Sum of Fixed Charges, Rental, Property		\$0	\$5,000	\$5,000	\$0	0.00%

Thru: 6/30/2024

<i>Object</i>	<i>Object Name</i>	<i>FY24 YTD</i>	<i>FY24 Budget</i>	<i>FY25 Budget</i>	<i>\$ Change</i>	<i>% Change</i>
Net Total for Art		\$960,829	\$844,674	\$856,381	\$11,707	1.39%

Dept: 01-1010-101018 Department Name: Theatre

Salaries

5103001	00 FT Teaching Faculty	\$85,539	\$85,456	\$88,105	\$2,649	3.10%
5103001	10 FT Stipends Fall Spring Summer	\$3,000	\$0	\$0	\$0	#Num!
5103001	15 Instr Staff - Indep Study	\$80	\$0	\$0	\$0	#Num!
5103002	15 PT Stipends Fall Sprg Sum	\$4,342	\$1,030	\$1,061	\$31	3.01%
5103004	10 FT Instr Staff - Overload	\$10,799	\$1,000	\$1,000	\$0	0.00%
5103004	20 Non-Instructional Overload	\$7,810	\$6,266	\$12,532	\$6,266	100.00%
Sum of Salaries		\$111,569	\$93,752	\$102,698	\$8,946	9.54%

Fringe Benefits

5201001	00 Employer GTL Medical Vision	\$16,105	\$18,981	\$18,436	(\$545)	-2.87%
5209000	55 SURS College Insurance ER Cont	\$808	\$437	\$677	\$240	54.92%
Sum of Fringe Benefits		\$16,913	\$19,418	\$19,113	(\$305)	-1.57%

Outsourced & Contractual Services

5302000	00 Consultants	\$15,050	\$12,000	\$12,000	\$0	0.00%
Sum of Outsourced & Contractual Servi		\$15,050	\$12,000	\$12,000	\$0	0.00%

Maintenance, Memberships, and Printing & Postage Supplies

5401001	00 Office Supplies	\$10,019	\$10,000	\$10,000	\$0	0.00%
5401009	05 Supplies MCC Store	\$0	\$45	\$45	\$0	0.00%
5402000	00 Printing	\$0	\$200	\$200	\$0	0.00%
5409000	00 Other Materials & Supplies	\$2,620	\$0	\$5,000	\$5,000	#Div/0!
Sum of Maintenance, Memberships, and		\$12,639	\$10,245	\$15,245	\$5,000	48.80%

Net Total for Theatre \$156,171 \$135,415 \$149,056 \$13,641 10.07%

Dept: 01-1010-101020 Department Name: Photography

Salaries

5103001	00 FT Teaching Faculty	\$91,771	\$91,682	\$94,525	\$2,843	3.10%
5103002	15 PT Stipends Fall Sprg Sum	\$0	\$1,030	\$1,061	\$31	3.01%
Sum of Salaries		\$91,771	\$92,712	\$95,586	\$2,874	3.10%

Fringe Benefits

5201001	00 Employer GTL Medical Vision	\$8,603	\$16,231	\$90	(\$16,141)	-99.45%
5209000	55 SURS College Insurance ER Cont	\$687	\$463	\$717	\$254	54.86%
Sum of Fringe Benefits		\$9,290	\$16,694	\$807	(\$15,887)	-95.17%

Maintenance, Memberships, and Printing & Postage Supplies

5401001	00 Office Supplies	\$749	\$14,626	\$14,626	\$0	0.00%
---------	--------------------	-------	----------	----------	-----	-------

Tuesday, September 10, 2024

Page 8 of 190

Thru: 6/30/2024

<i>Object</i>	<i>Object Name</i>	<i>FY24 YTD</i>	<i>FY24 Budget</i>	<i>FY25 Budget</i>	<i>\$ Change</i>	<i>% Change</i>
5401002	50 Supplies - Pho/Art Ink	\$1,393	\$4,948	\$4,948	\$0	0.00%
5401009	00 IT Technology Supplies	\$16,245	\$0	\$862	\$862	#Div/0!
5402000	00 Printing	\$0	\$45	\$45	\$0	0.00%
5404002	00 Computer Software	\$0	\$450	\$450	\$0	0.00%
Sum of Maintenance, Memberships, and		\$18,386	\$20,069	\$20,931	\$862	4.30%
Net Total for Photography		\$119,447	\$129,475	\$117,324	(\$12,151)	-9.38%

Dept: 01-1010-101022 **Department Name: Music**

Salaries

5103001	00 FT Teaching Faculty	\$183,543	\$183,364	\$189,049	\$5,685	3.10%
5103001	10 FT Stipends Fall Spring Summer	\$125	\$0	\$0	\$0	#Num!
5103001	15 Instr Staff - Indep Study	\$3,799	\$1,229	\$1,229	\$0	0.00%
5103002	05 PT Instructional Other	\$100	\$0	\$0	\$0	#Num!
5103002	10 PT Instr - Indep Study	\$86,767	\$66,950	\$68,958	\$2,008	3.00%
5103002	15 PT Stipends Fall Sprg Sum	\$100,545	\$41,200	\$42,436	\$1,236	3.00%
5103004	10 FT Instr Staff - Overload	\$0	\$6,000	\$6,000	\$0	0.00%
5103004	20 Non-Instructional Overload	\$13,426	\$7,859	\$15,718	\$7,859	100.00%
Sum of Salaries		\$388,304	\$306,602	\$323,390	\$16,788	5.48%

Fringe Benefits

5201001	00 Employer GTL Medical Vision	\$31,926	\$61,972	\$35,067	(\$26,905)	-43.41%
5209000	55 SURS College Insurance ER Cont	\$1,504	\$1,488	\$2,307	\$819	55.04%
Sum of Fringe Benefits		\$33,429	\$63,460	\$37,374	(\$26,086)	-41.11%

Outsourced & Contractual Services

5302000	00 Consultants	\$3,195	\$6,000	\$6,000	\$0	0.00%
5304000	10 Contract Maintenance Services	\$3,471	\$2,000	\$3,000	\$1,000	50.00%
Sum of Outsourced & Contractual Servi		\$6,666	\$8,000	\$9,000	\$1,000	12.50%

Maintenance, Memberships, and Printing & Postage Supplies

5401001	00 Office Supplies	\$4,212	\$4,498	\$4,498	\$0	0.00%
5401002	00 Instructional Supplies	\$3,186	\$250	\$3,000	\$2,750	1100.00%
5401009	05 Supplies MCC Store	\$19	\$81	\$81	\$0	0.00%
5402000	00 Printing	\$0	\$81	\$81	\$0	0.00%
5404002	00 Computer Software	\$700	\$1,349	\$1,349	\$0	0.00%
Sum of Maintenance, Memberships, and		\$8,117	\$6,259	\$9,009	\$2,750	43.94%

Travel, Meeting, Professional Development, and Recruitment

5501000	05 Meeting Expense In-District	\$0	\$277	\$277	\$0	0.00%
5509000	10 Vehicle Expense	\$0	\$582	\$582	\$0	0.00%
Sum of Travel, Meeting, Professional D		\$0	\$859	\$859	\$0	0.00%

Thru: 6/30/2024

<i>Object</i>	<i>Object Name</i>	<i>FY24 YTD</i>	<i>FY24 Budget</i>	<i>FY25 Budget</i>	<i>\$ Change</i>	<i>% Change</i>
Fixed Charges, Rental, Property Insurance, and Debt Retirement						
5601000	00 Rental - Facilities	\$0	\$700	\$700	\$0	0.00%
Sum of Fixed Charges, Rental, Property		\$0	\$700	\$700	\$0	0.00%
Net Total for Music		\$436,516	\$385,880	\$380,332	(\$5,548)	-1.44%

Dept: 01-1010-101024 **Department Name: French**

Salaries

5103002	10 PT Instr - Indep Study	\$930	\$5,150	\$5,304	\$154	2.99%
5103002	15 PT Stipends Fall Sprg Sum	\$16,584	\$5,150	\$5,304	\$154	2.99%
Sum of Salaries		\$17,514	\$10,300	\$10,608	\$308	2.99%

Fringe Benefits

5209000	55 SURS College Insurance ER Cont	\$0	\$52	\$80	\$28	53.85%
Sum of Fringe Benefits		\$0	\$52	\$80	\$28	53.85%

Maintenance, Memberships, and Printing & Postage Supplies

5401001	00 Office Supplies	\$0	\$45	\$45	\$0	0.00%
5402000	00 Printing	\$0	\$25	\$25	\$0	0.00%
Sum of Maintenance, Memberships, and		\$0	\$70	\$70	\$0	0.00%

Net Total for French \$17,514 \$10,422 \$10,758 \$336 3.22%

Dept: 01-1010-101026 **Department Name: German**

Salaries

5103002	10 PT Instr - Indep Study	\$500	\$1,030	\$1,061	\$31	3.01%
5103002	15 PT Stipends Fall Sprg Sum	\$11,991	\$8,240	\$8,487	\$247	3.00%
Sum of Salaries		\$12,491	\$9,270	\$9,548	\$278	3.00%

Fringe Benefits

5209000	55 SURS College Insurance ER Cont	\$0	\$46	\$72	\$26	56.52%
Sum of Fringe Benefits		\$0	\$46	\$72	\$26	56.52%

Maintenance, Memberships, and Printing & Postage Supplies

5401001	00 Office Supplies	\$0	\$45	\$45	\$0	0.00%
5401009	05 Supplies MCC Store	\$380	\$0	\$0	\$0	#Num!
Sum of Maintenance, Memberships, and		\$380	\$45	\$45	\$0	0.00%

Net Total for German \$12,871 \$9,361 \$9,665 \$304 3.25%

Dept: 01-1010-101028 **Department Name: Spanish**

Salaries

Thru: 6/30/2024

<i>Object</i>	<i>Object Name</i>	<i>FY24 YTD</i>	<i>FY24 Budget</i>	<i>FY25 Budget</i>	<i>\$ Change</i>	<i>% Change</i>
5103001	00 FT Teaching Faculty	\$106,494	\$97,075	\$106,656	\$9,581	9.87%
5103002	10 PT Instr - Indep Study	\$0	\$5,150	\$5,304	\$154	2.99%
5103002	15 PT Stipends Fall Sprg Sum	\$94,999	\$72,100	\$74,263	\$2,163	3.00%
5103004	10 FT Instr Staff - Overload	\$0	\$1,500	\$1,500	\$0	0.00%
5103004	20 Non-Instructional Overload	\$3,791	\$4,383	\$8,766	\$4,383	100.00%
Sum of Salaries		\$205,284	\$180,208	\$196,489	\$16,281	9.03%

Fringe Benefits

5201001	00 Employer GTL Medical Vision	\$26,331	\$27,325	\$26,546	(\$779)	-2.85%
5209000	55 SURS College Insurance ER Cont	\$905	\$879	\$1,408	\$529	60.18%
Sum of Fringe Benefits		\$27,236	\$28,204	\$27,954	(\$250)	-0.89%

Maintenance, Memberships, and Printing & Postage Supplies

5401001	00 Office Supplies	\$66	\$116	\$116	\$0	0.00%
5401009	05 Supplies MCC Store	\$10	\$72	\$72	\$0	0.00%
5402000	00 Printing	\$0	\$40	\$40	\$0	0.00%
5404001	00 Audio/Visual Materials	\$0	\$72	\$72	\$0	0.00%
Sum of Maintenance, Memberships, and		\$76	\$300	\$300	\$0	0.00%

Travel, Meeting, Professional Development, and Recruitment

5501000	05 Meeting Expense In-District	\$91	\$0	\$0	\$0	#Num!
5502000	10 Out of District Travel	\$124	\$800	\$800	\$0	0.00%
Sum of Travel, Meeting, Professional D		\$215	\$800	\$800	\$0	0.00%

Net Total for Spanish	\$232,811	\$209,512	\$225,543	\$16,031	7.65%
------------------------------	-----------	-----------	-----------	----------	-------

Dept: 01-1010-101030 **Department Name: Philosophy**

Salaries

5103001	00 FT Teaching Faculty	\$263,045	\$257,887	\$265,882	\$7,995	3.10%
5103002	05 PT Instructional Other	\$75	\$0	\$0	\$0	#Num!
5103002	10 PT Instr - Indep Study	\$2,108	\$2,575	\$2,652	\$77	2.99%
5103002	15 PT Stipends Fall Sprg Sum	\$139,482	\$113,300	\$116,699	\$3,399	3.00%
5103004	10 FT Instr Staff - Overload	\$10,365	\$15,000	\$15,000	\$0	0.00%
5103004	20 Non-Instructional Overload	\$10,841	\$14,580	\$29,160	\$14,580	100.00%
Sum of Salaries		\$425,916	\$403,342	\$429,393	\$26,051	6.46%

Fringe Benefits

5201001	00 Employer GTL Medical Vision	\$43,950	\$46,106	\$44,787	(\$1,319)	-2.86%
5209000	55 SURS College Insurance ER Cont	\$2,125	\$1,943	\$3,001	\$1,058	54.45%
Sum of Fringe Benefits		\$46,075	\$48,049	\$47,788	(\$261)	-0.54%

Maintenance, Memberships, and Printing & Postage Supplies

5401001	00 Office Supplies	\$0	\$135	\$135	\$0	0.00%
---------	--------------------	-----	-------	-------	-----	-------

Thru: 6/30/2024

<i>Object</i>	<i>Object Name</i>	<i>FY24 YTD</i>	<i>FY24 Budget</i>	<i>FY25 Budget</i>	<i>\$ Change</i>	<i>% Change</i>
5401009	05 Supplies MCC Store	\$435	\$135	\$135	\$0	0.00%
5402000	00 Printing	\$0	\$25	\$25	\$0	0.00%
5406000	00 Publications & Dues	\$460	\$450	\$450	\$0	0.00%
Sum of Maintenance, Memberships, and		\$895	\$745	\$745	\$0	0.00%
Net Total for Philosophy		\$472,886	\$452,136	\$477,926	\$25,790	5.70%

Dept: 01-1010-101034 **Department Name: Learning Com**

Maintenance, Memberships, and Printing & Postage Supplies

5401001	00 Office Supplies	\$10	\$100	\$100	\$0	0.00%
5401009	05 Supplies MCC Store	\$0	\$75	\$75	\$0	0.00%
5402000	00 Printing	\$21	\$250	\$250	\$0	0.00%
5406000	00 Publications & Dues	\$425	\$150	\$150	\$0	0.00%
5407000	00 Advertising	\$197	\$100	\$100	\$0	0.00%
Sum of Maintenance, Memberships, and		\$652	\$675	\$675	\$0	0.00%

Travel, Meeting, Professional Development, and Recruitment

5501000	05 Meeting Expense In-District	\$727	\$718	\$718	\$0	0.00%
5509000	15 Other Conf & Mtg Exp	\$0	\$800	\$800	\$0	0.00%
Sum of Travel, Meeting, Professional D		\$727	\$1,518	\$1,518	\$0	0.00%

Net Total for Learning Com **\$1,379** **\$2,193** **\$2,193** **\$0** **0.00%**

Dept: 01-1010-101036 **Department Name: Humanities**

Salaries

5101001	00 FT Administrative Staff	\$181,632	\$221,778	\$249,874	\$28,096	12.67%
5102001	00 FT Prof/Tech Staff	\$48,030	\$47,000	\$99,275	\$52,275	111.22%
5103002	15 PT Stipends Fall Sprg Sum	\$0	\$50,545	\$52,061	\$1,516	3.00%
5106002	00 PT Clerical Staff	\$27,757	\$21,853	\$0	(\$21,853)	-100.00%
Sum of Salaries		\$257,419	\$341,176	\$401,210	\$60,034	17.60%

Fringe Benefits

5201001	00 Employer GTL Medical Vision	\$15,511	\$47,855	\$53,086	\$5,231	10.93%
5209000	55 SURS College Insurance ER Cont	\$1,923	\$1,642	\$2,972	\$1,330	81.00%
Sum of Fringe Benefits		\$17,434	\$49,497	\$56,058	\$6,561	13.26%

Maintenance, Memberships, and Printing & Postage Supplies

5401001	00 Office Supplies	\$909	\$2,000	\$2,000	\$0	0.00%
5401002	00 Instructional Supplies	\$90	\$0	\$100	\$100	#Div/0!
5401009	05 Supplies MCC Store	\$0	\$45	\$45	\$0	0.00%
5402000	00 Printing	\$0	\$90	\$90	\$0	0.00%
5404002	00 Computer Software	\$0	\$1,799	\$1,799	\$0	0.00%
5406000	00 Publications & Dues	(\$150)	\$1,799	\$1,799	\$0	0.00%

Tuesday, September 10, 2024

Page 12 of 190

Thru: 6/30/2024

<i>Object</i>	<i>Object Name</i>	<i>FY24 YTD</i>	<i>FY24 Budget</i>	<i>FY25 Budget</i>	<i>\$ Change</i>	<i>% Change</i>
5409000	00 Other Materials & Supplies	\$1,520	\$0	\$0	\$0	#Num!
Sum of Maintenance, Memberships, and		\$2,369	\$5,733	\$5,833	\$100	1.74%
Travel, Meeting, Professional Development, and Recruitment						
5501000	05 Meeting Expense In-District	\$986	\$1,000	\$1,000	\$0	0.00%
5502000	05 In District Travel	\$0	\$404	\$404	\$0	0.00%
5502000	10 Out of District Travel	\$448	\$4,000	\$4,000	\$0	0.00%
5509000	15 Other Conf & Mtg Exp	\$1,221	\$808	\$808	\$0	0.00%
Sum of Travel, Meeting, Professional D		\$2,655	\$6,212	\$6,212	\$0	0.00%
Fixed Charges, Rental, Property Insurance, and Debt Retirement						
5601002	00 MCC Conf Ctr Rental	\$0	\$350	\$350	\$0	0.00%
Sum of Fixed Charges, Rental, Property		\$0	\$350	\$350	\$0	0.00%
Net Total for Humanities		\$279,876	\$402,968	\$469,663	\$66,695	16.55%

Dept: 01-1010-101038 **Department Name: Mathematics**

Salaries

5103001	00 FT Teaching Faculty	\$1,247,634	\$1,225,701	\$1,278,860	\$53,159	4.34%
5103001	10 FT Stipends Fall Spring Summer	\$0	\$500	\$0	(\$500)	-100.00%
5103002	05 PT Instructional Other	\$1,725	\$2,575	\$2,652	\$77	2.99%
5103002	10 PT Instr - Indep Study	\$0	\$5,150	\$5,304	\$154	2.99%
5103002	15 PT Stipends Fall Sprg Sum	\$196,129	\$206,000	\$212,180	\$6,180	3.00%
5103004	10 FT Instr Staff - Overload	\$79,600	\$65,000	\$65,000	\$0	0.00%
5103004	20 Non-Instructional Overload	\$13,191	\$3,868	\$3,868	\$0	0.00%
Sum of Salaries		\$1,538,279	\$1,508,794	\$1,567,864	\$59,070	3.92%

Fringe Benefits

5201001	00 Employer GTL Medical Vision	\$202,906	\$337,286	\$219,460	(\$117,826)	-34.93%
5209000	55 SURS College Insurance ER Cont	\$10,099	\$7,524	\$11,731	\$4,207	55.91%
Sum of Fringe Benefits		\$213,006	\$344,810	\$231,191	(\$113,619)	-32.95%

Maintenance, Memberships, and Printing & Postage Supplies

5401001	00 Office Supplies	\$584	\$750	\$0	(\$750)	-100.00%
5401002	00 Instructional Supplies	\$423	\$100	\$2,600	\$2,500	2500.00%
5401009	05 Supplies MCC Store	\$165	\$0	\$0	\$0	#Num!
5406000	00 Publications & Dues	\$0	\$350	\$0	(\$350)	-100.00%
Sum of Maintenance, Memberships, and		\$1,172	\$1,200	\$2,600	\$1,400	116.67%

Travel, Meeting, Professional Development, and Recruitment

5501000	05 Meeting Expense In-District	\$299	\$200	\$0	(\$200)	-100.00%
5502000	10 Out of District Travel	\$138	\$0	\$0	\$0	#Num!
5509000	15 Other Conf & Mtg Exp	\$131	\$500	\$0	(\$500)	-100.00%

Thru: 6/30/2024

<i>Object</i>	<i>Object Name</i>	<i>FY24 YTD</i>	<i>FY24 Budget</i>	<i>FY25 Budget</i>	<i>\$ Change</i>	<i>% Change</i>
Sum of Travel, Meeting, Professional D		\$568	\$700	\$0	(\$700)	-100.00%
Net Total for Mathematics		\$1,753,025	\$1,855,504	\$1,801,655	(\$53,849)	-2.90%

Dept: 01-1010-101040 **Department Name: Biology**

Salaries

5102001	00	FT Prof/Tech Staff	\$52,441	\$51,774	\$53,346	\$1,572	3.04%
5103001	00	FT Teaching Faculty	\$567,050	\$522,823	\$565,631	\$42,808	8.19%
5103001	10	FT Stipends Fall Spring Summer	\$12,000	\$20,000	\$0	(\$20,000)	-100.00%
5103001	15	Instr Staff - Indep Study	\$4,050	\$0	\$0	\$0	#Num!
5103002	05	PT Instructional Other	\$600	\$1,030	\$1,061	\$31	3.01%
5103002	15	PT Stipends Fall Sprg Sum	\$168,641	\$190,550	\$196,266	\$5,716	3.00%
5103004	10	FT Instr Staff - Overload	\$109,295	\$110,000	\$110,000	\$0	0.00%
5103004	20	Non-Instructional Overload	\$17,330	\$15,786	\$15,786	\$0	0.00%
5106002	00	PT Clerical Staff	\$22,801	\$24,079	\$27,300	\$3,221	13.38%
Sum of Salaries			\$954,208	\$936,042	\$969,390	\$33,348	3.56%

Fringe Benefits

5201001	00	Employer GTL Medical Vision	\$122,391	\$183,043	\$125,420	(\$57,623)	-31.48%
5209000	55	SURS College Insurance ER Cont	\$5,732	\$5,277	\$6,947	\$1,670	31.65%
Sum of Fringe Benefits			\$128,122	\$188,320	\$132,367	(\$55,953)	-29.71%

Outsourced & Contractual Services

5304000	10	Contract Maintenance Services	\$0	\$6,000	\$0	(\$6,000)	-100.00%
5309000	20	Other Contractual Services	\$4,975	\$16,000	\$0	(\$16,000)	-100.00%
Sum of Outsourced & Contractual Servi			\$4,975	\$22,000	\$0	(\$22,000)	-100.00%

Maintenance, Memberships, and Printing & Postage Supplies

5401001	00	Office Supplies	\$438	\$350	\$0	(\$350)	-100.00%
5401002	35	Supplies - General	\$83,298	\$80,000	\$12,800	(\$67,200)	-84.00%
5401009	05	Supplies MCC Store	\$156	\$300	\$0	(\$300)	-100.00%
5402000	00	Printing	\$27	\$100	\$0	(\$100)	-100.00%
5406000	00	Publications & Dues	\$0	\$150	\$0	(\$150)	-100.00%
Sum of Maintenance, Memberships, and			\$83,918	\$80,900	\$12,800	(\$68,100)	-84.18%

Travel, Meeting, Professional Development, and Recruitment

5502000	05	In District Travel	\$65	\$300	\$0	(\$300)	-100.00%
5502000	10	Out of District Travel	\$1,322	\$300	\$0	(\$300)	-100.00%
Sum of Travel, Meeting, Professional D			\$1,387	\$600	\$0	(\$600)	-100.00%

Net Total for Biology **\$1,172,611** **\$1,227,862** **\$1,114,557** **(\$113,305)** **-9.23%**

Dept: 01-1010-101042 **Department Name: Chemistry**

Thru: 6/30/2024

<i>Object</i>	<i>Object Name</i>	<i>FY24 YTD</i>	<i>FY24 Budget</i>	<i>FY25 Budget</i>	<i>\$ Change</i>	<i>% Change</i>
Salaries						
5102001	00 FT Prof/Tech Staff	\$28,431	\$0	\$51,696	\$51,696	#Div/0!
5102002	00 PT Prof/Technical Staff	\$15,853	\$30,446	\$0	(\$30,446)	-100.00%
5103001	00 FT Teaching Faculty	\$208,080	\$207,878	\$214,323	\$6,445	3.10%
5103002	05 PT Instructional Other	\$200	\$515	\$530	\$15	2.91%
5103002	15 PT Stipends Fall Sprg Sum	\$111,427	\$118,450	\$122,004	\$3,554	3.00%
5103004	10 FT Instr Staff - Overload	\$22,556	\$25,000	\$25,000	\$0	0.00%
5103004	20 Non-Instructional Overload	\$12,865	\$4,536	\$4,536	\$0	0.00%
Sum of Salaries		\$399,412	\$386,825	\$418,089	\$31,264	8.08%
Fringe Benefits						
5201001	00 Employer GTL Medical Vision	\$42,670	\$41,098	\$65,011	\$23,913	58.19%
5209000	55 SURS College Insurance ER Cont	\$2,042	\$1,912	\$3,102	\$1,190	62.24%
Sum of Fringe Benefits		\$44,712	\$43,010	\$68,113	\$25,103	58.37%
Outsourced & Contractual Services						
5309000	20 Other Contractual Services	\$8,325	\$5,000	\$0	(\$5,000)	-100.00%
Sum of Outsourced & Contractual Servi		\$8,325	\$5,000	\$0	(\$5,000)	-100.00%
Maintenance, Memberships, and Printing & Postage Supplies						
5401002	00 Instructional Supplies	\$0	\$250	\$8,650	\$8,400	3360.00%
5401002	35 Supplies - General	\$12,945	\$16,000	\$0	(\$16,000)	-100.00%
5401009	00 IT Technology Supplies	\$61	\$0	\$0	\$0	#Num!
5401009	05 Supplies MCC Store	\$9	\$100	\$0	(\$100)	-100.00%
5402000	00 Printing	\$0	\$100	\$0	(\$100)	-100.00%
Sum of Maintenance, Memberships, and		\$13,015	\$16,450	\$8,650	(\$7,800)	-47.42%
Travel, Meeting, Professional Development, and Recruitment						
5502000	05 In District Travel	\$52	\$200	\$0	(\$200)	-100.00%
5502000	10 Out of District Travel	\$0	\$200	\$0	(\$200)	-100.00%
Sum of Travel, Meeting, Professional D		\$52	\$400	\$0	(\$400)	-100.00%
Net Total for Chemistry		\$465,517	\$451,685	\$494,852	\$43,167	9.56%

Dept: 01-1010-101044 **Department Name: Earth Sci**

Salaries

5103001	00 FT Teaching Faculty	\$371,502	\$361,827	\$376,581	\$14,754	4.08%
5103001	10 FT Stipends Fall Spring Summer	\$12,375	\$7,000	\$0	(\$7,000)	-100.00%
5103002	15 PT Stipends Fall Sprg Sum	\$66,499	\$51,500	\$53,045	\$1,545	3.00%
5103004	10 FT Instr Staff - Overload	\$78,466	\$65,000	\$65,000	\$0	0.00%
5103004	20 Non-Instructional Overload	\$12,957	\$17,338	\$17,338	\$0	0.00%
5108000	15 Student Employees - WSI			\$6,000		

Thru: 6/30/2024

<i>Object</i>	<i>Object Name</i>	<i>FY24 YTD</i>	<i>FY24 Budget</i>	<i>FY25 Budget</i>	<i>\$ Change</i>	<i>% Change</i>
Sum of Salaries		\$541,799	\$502,665	\$517,964	\$15,299	3.04%
Fringe Benefits						
5201001	00 Employer GTL Medical Vision	\$60,434	\$73,281	\$61,359	(\$11,922)	-16.27%
5209000	55 SURS College Insurance ER Cont	\$3,495	\$2,392	\$3,711	\$1,319	55.14%
Sum of Fringe Benefits		\$63,929	\$75,673	\$65,070	(\$10,603)	-14.01%
Maintenance, Memberships, and Printing & Postage Supplies						
5401002	35 Supplies - General	\$5,408	\$15,000	\$0	(\$15,000)	-100.00%
5401009	00 IT Technology Supplies	\$9,400	\$0	\$0	\$0	#Num!
5401009	05 Supplies MCC Store	\$0	\$200	\$0	(\$200)	-100.00%
5402000	00 Printing	\$3	\$115	\$0	(\$115)	-100.00%
Sum of Maintenance, Memberships, and		\$14,810	\$15,315	\$0	(\$15,315)	-100.00%
Travel, Meeting, Professional Development, and Recruitment						
5501000	05 Meeting Expense In-District	\$195	\$0	\$0	\$0	#Num!
Sum of Travel, Meeting, Professional D		\$195	\$0	\$0	\$0	#Num!
Net Total for Earth Sci		\$620,733	\$593,653	\$583,034	(\$10,619)	-1.79%

Dept: 01-1010-101046 **Department Name: Physics**

Salaries

5103002	10 PT Instr - Indep Study	\$0	\$1,030	\$1,061	\$31	3.01%
5103002	15 PT Stipends Fall Sprg Sum	\$68,242	\$30,900	\$31,827	\$927	3.00%
5103004	20 Non-Instructional Overload	\$5,036	\$0	\$0	\$0	#Num!
Sum of Salaries		\$73,278	\$31,930	\$32,888	\$958	3.00%

Fringe Benefits

5201001	00 Employer GTL Medical Vision	\$613	\$0	\$0	\$0	#Num!
5209000	55 SURS College Insurance ER Cont	\$38	\$159	\$247	\$88	55.35%
Sum of Fringe Benefits		\$651	\$159	\$247	\$88	55.35%

Maintenance, Memberships, and Printing & Postage Supplies

5401001	00 Office Supplies	\$0	\$100	\$0	(\$100)	-100.00%
5401002	35 Supplies - General	\$9,661	\$10,000	\$0	(\$10,000)	-100.00%
5401009	05 Supplies MCC Store	\$0	\$50	\$0	(\$50)	-100.00%
Sum of Maintenance, Memberships, and		\$9,661	\$10,150	\$0	(\$10,150)	-100.00%

Net Total for Physics \$83,589 \$42,239 \$33,135 (\$9,104) -21.55%

Dept: 01-1010-101050 **Department Name: Engineering**

Salaries

5103002	15 PT Stipends Fall Sprg Sum	\$21,677	\$20,600	\$21,218	\$618	3.00%
---------	------------------------------	----------	----------	----------	-------	-------

Thru: 6/30/2024

<i>Object</i>	<i>Object Name</i>	<i>FY24 YTD</i>	<i>FY24 Budget</i>	<i>FY25 Budget</i>	<i>\$ Change</i>	<i>% Change</i>
5103004	20 Non-Instructional Overload	\$2,350	\$380	\$380	\$0	0.00%
Sum of Salaries		\$24,027	\$20,980	\$21,598	\$618	2.95%
Fringe Benefits						
5201001	00 Employer GTL Medical Vision	\$288	\$0	\$0	\$0	#Num!
5209000	55 SURS College Insurance ER Cont	\$18	\$103	\$159	\$56	54.37%
Sum of Fringe Benefits		\$306	\$103	\$159	\$56	54.37%
Maintenance, Memberships, and Printing & Postage Supplies						
5401001	00 Office Supplies	\$0	\$50	\$0	(\$50)	-100.00%
5401002	35 Supplies - General	\$0	\$1,000	\$0	(\$1,000)	-100.00%
5401009	05 Supplies MCC Store	\$0	\$50	\$0	(\$50)	-100.00%
5402000	00 Printing	\$0	\$75	\$0	(\$75)	-100.00%
Sum of Maintenance, Memberships, and		\$0	\$1,175	\$0	(\$1,175)	-100.00%
Net Total for Engineering		\$24,333	\$22,258	\$21,757	(\$501)	-2.25%

Dept: 01-1010-101052 **Department Name: Horticulture**

Salaries

5102001	00 FT Prof/Tech Staff	\$0	\$20,000	\$0	(\$20,000)	-100.00%
5103001	00 FT Teaching Faculty	\$103,549	\$97,566	\$103,623	\$6,057	6.21%
5103001	15 Instr Staff - Indep Study	\$385	\$0	\$0	\$0	#Num!
5103002	05 PT Instructional Other	\$600	\$0	\$0	\$0	#Num!
5103002	10 PT Instr - Indep Study	\$1,680	\$2,575	\$2,652	\$77	2.99%
5103002	15 PT Stipends Fall Sprg Sum	\$66,730	\$51,500	\$53,045	\$1,545	3.00%
5103004	10 FT Instr Staff - Overload	\$13,890	\$20,000	\$20,000	\$0	0.00%
5103004	20 Non-Instructional Overload	\$17,330	\$18,578	\$38,156	\$19,578	105.38%
5106001	00 FT Clerical Staff	\$41,379	\$0	\$48,075	\$48,075	#Div/0!
5106002	20 PT Service Staff	\$55,883	\$84,126	\$51,774	(\$32,352)	-38.46%
5108000	15 Student Employees - WSI			\$10,000		
Sum of Salaries		\$301,426	\$294,345	\$327,325	\$32,980	11.20%

Fringe Benefits

5201001	00 Employer GTL Medical Vision	\$17,441	\$50,748	\$21,475	(\$29,273)	-57.68%
5209000	55 SURS College Insurance ER Cont	\$1,735	\$1,767	\$2,871	\$1,104	62.48%
Sum of Fringe Benefits		\$19,176	\$52,515	\$24,346	(\$28,169)	-53.64%

Outsourced & Contractual Services

5302000	00 Consultants	\$0	\$3,500	\$3,500	\$0	0.00%
Sum of Outsourced & Contractual Servi		\$0	\$3,500	\$3,500	\$0	0.00%

Maintenance, Memberships, and Printing & Postage Supplies

5401001	00 Office Supplies	\$257	\$275	\$275	\$0	0.00%
---------	--------------------	-------	-------	-------	-----	-------

Thru: 6/30/2024

<i>Object</i>	<i>Object Name</i>	<i>FY24 YTD</i>	<i>FY24 Budget</i>	<i>FY25 Budget</i>	<i>\$ Change</i>	<i>% Change</i>
5401002	00 Instructional Supplies	\$7,197	\$7,750	\$7,500	(\$250)	-3.23%
5401002	20 Supplies - Floral Design	\$20,291	\$35,000	\$0	(\$35,000)	-100.00%
5401002	25 Supplies - Greenhouse	\$36,882	\$35,000	\$0	(\$35,000)	-100.00%
5401002	35 Supplies - General	\$1,938	\$3,500	\$0	(\$3,500)	-100.00%
5401002	40 Supplies - Plant Science	\$186	\$0	\$0	\$0	#Num!
5401002	45 Supplies - Plant Science Lab	\$967	\$1,200	\$0	(\$1,200)	-100.00%
5401002	56 Supplies-Hort Chargebacks	(\$2,950)	\$0	\$0	\$0	#Num!
5401009	05 Supplies MCC Store	\$34	\$0	\$0	\$0	#Num!
5402000	00 Printing	\$153	\$225	\$0	(\$225)	-100.00%
5406000	00 Publications & Dues	\$120	\$0	\$0	\$0	#Num!
Sum of Maintenance, Memberships, and		\$65,075	\$82,950	\$7,775	(\$75,175)	-90.63%

Travel, Meeting, Professional Development, and Recruitment

5501000	05 Meeting Expense In-District	\$141	\$250	\$0	(\$250)	-100.00%
5502000	05 In District Travel	\$117	\$50	\$0	(\$50)	-100.00%
5502000	10 Out of District Travel	\$213	\$0	\$0	\$0	#Num!
5509000	15 Other Conf & Mtg Exp	\$0	\$200	\$0	(\$200)	-100.00%
Sum of Travel, Meeting, Professional D		\$471	\$500	\$0	(\$500)	-100.00%

Fixed Charges, Rental, Property Insurance, and Debt Retirement

5601002	00 MCC Conf Ctr Rental	\$0	\$75	\$0	(\$75)	-100.00%
Sum of Fixed Charges, Rental, Property		\$0	\$75	\$0	(\$75)	-100.00%

Scholarships, Student Activities, and Waivers

5902000	10 Scholarships	\$0	\$2,000	\$0	(\$2,000)	-100.00%
Sum of Scholarships, Student Activities,		\$0	\$2,000	\$0	(\$2,000)	-100.00%

Net Total for Horticulture \$386,147 \$435,885 \$362,946 (\$72,939) -16.73%

Dept: 01-1010-101054 Department Name: Math & Science

Salaries

5101001	00 FT Administrative Staff	\$0	\$100,590	\$0	(\$100,590)	-100.00%
5102001	00 FT Prof/Tech Staff	\$57,219	\$55,969	\$59,042	\$3,073	5.49%
5103002	15 PT Stipends Fall Sprg Sum	\$31,992	\$54,629	\$56,268	\$1,639	3.00%
Sum of Salaries		\$89,211	\$211,188	\$115,310	(\$95,878)	-45.40%

Fringe Benefits

5201001	00 Employer GTL Medical Vision	\$21,719	\$31,213	\$21,500	(\$9,713)	-31.12%
5209000	55 SURS College Insurance ER Cont	\$531	\$956	\$865	(\$91)	-9.52%
Sum of Fringe Benefits		\$22,250	\$32,169	\$22,365	(\$9,804)	-30.48%

Maintenance, Memberships, and Printing & Postage Supplies

5401001	00 Office Supplies	\$266	\$3,000	\$3,000	\$0	0.00%
---------	--------------------	-------	---------	---------	-----	-------

Thru: 6/30/2024

<i>Object</i>	<i>Object Name</i>	<i>FY24 YTD</i>	<i>FY24 Budget</i>	<i>FY25 Budget</i>	<i>\$ Change</i>	<i>% Change</i>
5401002	35 Supplies - General	\$1,253	\$2,000	\$2,000	\$0	0.00%
5401009	05 Supplies MCC Store	\$460	\$500	\$500	\$0	0.00%
5402000	00 Printing	\$7	\$70	\$70	\$0	0.00%
5406000	00 Publications & Dues	\$0	\$100	\$100	\$0	0.00%
Sum of Maintenance, Memberships, and		\$1,986	\$5,670	\$5,670	\$0	0.00%
Travel, Meeting, Professional Development, and Recruitment						
5501000	05 Meeting Expense In-District	\$810	\$400	\$400	\$0	0.00%
5502000	10 Out of District Travel	\$0	\$1,300	\$1,300	\$0	0.00%
Sum of Travel, Meeting, Professional D		\$810	\$1,700	\$1,700	\$0	0.00%
Net Total for Math & Science		\$114,258	\$250,727	\$145,045	(\$105,682)	-42.15%

Dept: 01-1010-101056 **Department Name: Psychology**

Salaries

5103001	00 FT Teaching Faculty	\$442,736	\$438,310	\$451,898	\$13,588	3.10%
5103001	10 FT Stipends Fall Spring Summer	\$250	\$0	\$0	\$0	#Num!
5103001	15 Instr Staff - Indep Study	\$1,200	\$0	\$0	\$0	#Num!
5103002	05 PT Instructional Other	\$609	\$0	\$0	\$0	#Num!
5103002	10 PT Instr - Indep Study	\$4,855	\$5,150	\$5,304	\$154	2.99%
5103002	15 PT Stipends Fall Sprg Sum	\$183,163	\$129,008	\$132,878	\$3,870	3.00%
5103004	10 FT Instr Staff - Overload	\$31,256	\$35,000	\$35,000	\$0	0.00%
5103004	20 Non-Instructional Overload	\$15,584	\$6,544	\$6,544	\$0	0.00%
Sum of Salaries		\$679,653	\$614,012	\$631,624	\$17,612	2.87%

Fringe Benefits

5201001	00 Employer GTL Medical Vision	\$50,643	\$64,462	\$53,224	(\$11,238)	-17.43%
5209000	55 SURS College Insurance ER Cont	\$3,648	\$3,037	\$4,688	\$1,651	54.36%
Sum of Fringe Benefits		\$54,291	\$67,499	\$57,912	(\$9,587)	-14.20%

Maintenance, Memberships, and Printing & Postage Supplies

5401001	00 Office Supplies	\$229	\$450	\$650	\$200	44.44%
5401002	00 Instructional Supplies	\$0	\$250	\$300	\$50	20.00%
5401009	05 Supplies MCC Store	\$451	\$605	\$700	\$95	15.70%
5402000	00 Printing	\$61	\$60	\$200	\$140	233.33%
5406000	00 Publications & Dues	\$0	\$25	\$475	\$450	1800.00%
Sum of Maintenance, Memberships, and		\$742	\$1,390	\$2,325	\$935	67.27%

Travel, Meeting, Professional Development, and Recruitment

5501000	05 Meeting Expense In-District	\$184	\$0	\$200	\$200	#Div/0!
5509000	15 Other Conf & Mtg Exp	\$0	\$250	\$0	(\$250)	-100.00%
Sum of Travel, Meeting, Professional D		\$184	\$250	\$200	(\$50)	-20.00%

Thru: 6/30/2024

<i>Object</i>	<i>Object Name</i>	<i>FY24 YTD</i>	<i>FY24 Budget</i>	<i>FY25 Budget</i>	<i>\$ Change</i>	<i>% Change</i>
Net Total for Psychology		\$734,870	\$683,151	\$692,061	\$8,910	1.30%

Dept: 01-1010-101058 Department Name: Sociology

Salaries

5103001	00 FT Teaching Faculty	\$178,144	\$177,971	\$183,488	\$5,517	3.10%
5103002	05 PT Instructional Other	\$0	\$1,030	\$1,061	\$31	3.01%
5103002	10 PT Instr - Indep Study	\$1,220	\$0	\$0	\$0	#Num!
5103002	15 PT Stipends Fall Sprg Sum	\$49,993	\$42,028	\$43,289	\$1,261	3.00%
5103004	10 FT Instr Staff - Overload	\$27,864	\$20,000	\$20,000	\$0	0.00%
5103004	20 Non-Instructional Overload	\$10,884	\$9,748	\$9,748	\$0	0.00%
Sum of Salaries		\$268,106	\$250,777	\$257,586	\$6,809	2.72%

Fringe Benefits

5201001	00 Employer GTL Medical Vision	\$48,054	\$44,812	\$43,527	(\$1,285)	-2.87%
5209000	55 SURS College Insurance ER Cont	\$1,808	\$1,205	\$1,859	\$654	54.27%
Sum of Fringe Benefits		\$49,862	\$46,017	\$45,386	(\$631)	-1.37%

Maintenance, Memberships, and Printing & Postage Supplies

5401001	00 Office Supplies	\$0	\$25	\$25	\$0	0.00%
5401002	00 Instructional Supplies	\$0	\$50	\$50	\$0	0.00%
5401009	05 Supplies MCC Store	\$55	\$150	\$150	\$0	0.00%
5402000	00 Printing	\$0	\$25	\$25	\$0	0.00%
5409000	00 Other Materials & Supplies	\$260	\$400	\$400	\$0	0.00%
Sum of Maintenance, Memberships, and		\$315	\$650	\$650	\$0	0.00%

Travel, Meeting, Professional Development, and Recruitment

5509000	15 Other Conf & Mtg Exp	\$0	\$150	\$150	\$0	0.00%
Sum of Travel, Meeting, Professional D		\$0	\$150	\$150	\$0	0.00%

Net Total for Sociology \$318,284 \$297,594 \$303,772 \$6,178 2.08%

Dept: 01-1010-101060 Department Name: Economics

Salaries

5103001	00 FT Teaching Faculty	\$118,763	\$118,648	\$122,326	\$3,678	3.10%
5103001	15 Instr Staff - Indep Study	\$3,825	\$2,024	\$2,024	\$0	0.00%
5103002	10 PT Instr - Indep Study	\$240	\$0	\$0	\$0	#Num!
5103002	15 PT Stipends Fall Sprg Sum	\$86,534	\$51,500	\$53,045	\$1,545	3.00%
5103004	10 FT Instr Staff - Overload	\$10,470	\$18,000	\$18,000	\$0	0.00%
Sum of Salaries		\$219,832	\$190,172	\$195,395	\$5,223	2.75%

Fringe Benefits

5201001	00 Employer GTL Medical Vision	\$26,168	\$27,115	\$26,338	(\$777)	-2.87%
---------	--------------------------------	----------	----------	----------	---------	--------

Thru: 6/30/2024

<i>Object</i>	<i>Object Name</i>	<i>FY24 YTD</i>	<i>FY24 Budget</i>	<i>FY25 Budget</i>	<i>\$ Change</i>	<i>% Change</i>
5209000	55 SURS College Insurance ER Cont	\$1,006	\$941	\$1,465	\$524	55.69%
Sum of Fringe Benefits		\$27,175	\$28,056	\$27,803	(\$253)	-0.90%
Maintenance, Memberships, and Printing & Postage Supplies						
5401001	00 Office Supplies	\$0	\$90	\$90	\$0	0.00%
5401009	05 Supplies MCC Store	\$0	\$80	\$80	\$0	0.00%
5402000	00 Printing	\$0	\$25	\$25	\$0	0.00%
5404001	00 Audio/Visual Materials	\$0	\$45	\$45	\$0	0.00%
5406000	00 Publications & Dues	\$0	\$90	\$90	\$0	0.00%
Sum of Maintenance, Memberships, and		\$0	\$330	\$330	\$0	0.00%
Travel, Meeting, Professional Development, and Recruitment						
5502000	05 In District Travel	\$0	\$32	\$32	\$0	0.00%
Sum of Travel, Meeting, Professional D		\$0	\$32	\$32	\$0	0.00%
Net Total for Economics		\$247,007	\$218,590	\$223,560	\$4,970	2.27%

Dept: 01-1010-101062 Department Name: Political Sci

Salaries

5103001	00 FT Teaching Faculty	\$77,736	\$77,660	\$80,068	\$2,408	3.10%
5103001	15 Instr Staff - Indep Study	\$0	\$275	\$275	\$0	0.00%
5103002	05 PT Instructional Other	\$0	\$515	\$530	\$15	2.91%
5103002	10 PT Instr - Indep Study	\$1,686	\$4,120	\$4,244	\$124	3.01%
5103002	15 PT Stipends Fall Sprg Sum	\$33,126	\$36,050	\$37,132	\$1,082	3.00%
5103004	10 FT Instr Staff - Overload	\$17,520	\$10,000	\$10,000	\$0	0.00%
Sum of Salaries		\$130,068	\$128,620	\$132,249	\$3,629	2.82%

Fringe Benefits

5201001	00 Employer GTL Medical Vision	\$15,236	\$15,347	\$14,906	(\$441)	-2.87%
5209000	55 SURS College Insurance ER Cont	\$713	\$642	\$992	\$350	54.52%
Sum of Fringe Benefits		\$15,950	\$15,989	\$15,898	(\$91)	-0.57%

Maintenance, Memberships, and Printing & Postage Supplies

5401001	00 Office Supplies	\$70	\$90	\$90	\$0	0.00%
5401009	05 Supplies MCC Store	\$73	\$80	\$80	\$0	0.00%
5404001	00 Audio/Visual Materials	\$0	\$40	\$40	\$0	0.00%
5406000	00 Publications & Dues	\$150	\$202	\$202	\$0	0.00%
Sum of Maintenance, Memberships, and		\$293	\$412	\$412	\$0	0.00%

Travel, Meeting, Professional Development, and Recruitment

5509000	15 Other Conf & Mtg Exp	\$0	\$250	\$0	(\$250)	-100.00%
Sum of Travel, Meeting, Professional D		\$0	\$250	\$0	(\$250)	-100.00%

Thru: 6/30/2024

<i>Object</i>	<i>Object Name</i>	<i>FY24 YTD</i>	<i>FY24 Budget</i>	<i>FY25 Budget</i>	<i>\$ Change</i>	<i>% Change</i>
Net Total for Political Sci		\$146,311	\$145,271	\$148,559	\$3,288	2.26%

Dept: 01-1010-101064 Department Name: Anthropology

Salaries

5103001	00 FT Teaching Faculty	\$79,993	\$79,916	\$82,393	\$2,477	3.10%
5103001	15 Instr Staff - Indep Study	\$0	\$225	\$225	\$0	0.00%
5103002	15 PT Stipends Fall Sprg Sum	\$19,110	\$20,600	\$21,218	\$618	3.00%
5103004	10 FT Instr Staff - Overload	\$3,420	\$10,000	\$10,000	\$0	0.00%
Sum of Salaries		\$102,524	\$110,741	\$113,836	\$3,095	2.79%

Fringe Benefits

5201001	00 Employer GTL Medical Vision	\$19,180	\$22,132	\$21,503	(\$629)	-2.84%
5209000	55 SURS College Insurance ER Cont	\$663	\$553	\$854	\$301	54.43%
Sum of Fringe Benefits		\$19,843	\$22,685	\$22,357	(\$328)	-1.45%

Maintenance, Memberships, and Printing & Postage Supplies

5401001	00 Office Supplies	\$0	\$25	\$25	\$0	0.00%
5401002	00 Instructional Supplies	\$1,106	\$400	\$400	\$0	0.00%
5401009	05 Supplies MCC Store	\$142	\$100	\$150	\$50	50.00%
5402000	00 Printing	\$0	\$25	\$25	\$0	0.00%
Sum of Maintenance, Memberships, and		\$1,248	\$550	\$600	\$50	9.09%

Net Total for Anthropology \$123,614 \$133,976 \$136,793 \$2,817 2.10%

Dept: 01-1010-101066 Department Name: History

Salaries

5103001	00 FT Teaching Faculty	\$311,433	\$311,133	\$320,777	\$9,644	3.10%
5103001	10 FT Stipends Fall Spring Summer	\$250	\$0	\$0	\$0	#Num!
5103001	15 Instr Staff - Indep Study	\$960	\$200	\$200	\$0	0.00%
5103002	05 PT Instructional Other	\$0	\$515	\$530	\$15	2.91%
5103002	10 PT Instr - Indep Study	\$1,449	\$3,605	\$3,713	\$108	3.00%
5103002	15 PT Stipends Fall Sprg Sum	\$49,758	\$30,900	\$31,827	\$927	3.00%
5103004	10 FT Instr Staff - Overload	\$52,119	\$40,000	\$40,000	\$0	0.00%
5103004	20 Non-Instructional Overload	\$13,704	\$7,207	\$7,207	\$0	0.00%
Sum of Salaries		\$429,673	\$393,560	\$404,254	\$10,694	2.72%

Fringe Benefits

5201001	00 Employer GTL Medical Vision	\$46,244	\$76,417	\$52,735	(\$23,682)	-30.99%
5209000	55 SURS College Insurance ER Cont	\$2,820	\$1,931	\$2,979	\$1,048	54.27%
Sum of Fringe Benefits		\$49,064	\$78,348	\$55,714	(\$22,634)	-28.89%

Maintenance, Memberships, and Printing & Postage Supplies

Thru: 6/30/2024

<i>Object</i>	<i>Object Name</i>	<i>FY24 YTD</i>	<i>FY24 Budget</i>	<i>FY25 Budget</i>	<i>\$ Change</i>	<i>% Change</i>
5401001	00 Office Supplies	\$0	\$135	\$135	\$0	0.00%
5401002	00 Instructional Supplies	\$0	\$250	\$0	(\$250)	-100.00%
5401009	05 Supplies MCC Store	\$0	\$162	\$162	\$0	0.00%
5402000	00 Printing	\$0	\$90	\$90	\$0	0.00%
5406000	00 Publications & Dues	\$0	\$2,020	\$2,020	\$0	0.00%
Sum of Maintenance, Memberships, and		\$0	\$2,657	\$2,407	(\$250)	-9.41%
Net Total for History		\$478,737	\$474,565	\$462,375	(\$12,190)	-2.57%

Dept: 01-1010-101068 **Department Name: Network Security**

Salaries

5103001	00 FT Teaching Faculty	\$213,970	\$213,762	\$220,388	\$6,626	3.10%
5103001	10 FT Stipends Fall Spring Summer	(\$1,872)	\$0	\$0	\$0	#Num!
5103001	15 Instr Staff - Indep Study	\$7,800	\$18,360	\$18,360	\$0	0.00%
5103002	05 PT Instructional Other	\$100	\$258	\$266	\$8	3.10%
5103002	10 PT Instr - Indep Study	\$2,360	\$3,605	\$3,713	\$108	3.00%
5103002	15 PT Stipends Fall Sprg Sum	\$98,489	\$51,500	\$53,045	\$1,545	3.00%
5103004	10 FT Instr Staff - Overload	\$24,514	\$24,000	\$24,000	\$0	0.00%
5103004	20 Non-Instructional Overload	\$11,690	\$9,754	\$19,508	\$9,754	100.00%
Sum of Salaries		\$357,050	\$321,239	\$339,280	\$18,041	5.62%

Fringe Benefits

5201001	00 Employer GTL Medical Vision	\$53,048	\$81,765	\$72,443	(\$9,322)	-11.40%
5209000	55 SURS College Insurance ER Cont	\$2,233	\$1,466	\$2,399	\$933	63.64%
Sum of Fringe Benefits		\$55,282	\$83,231	\$74,842	(\$8,389)	-10.08%

Outsourced & Contractual Services

5304000	10 Contract Maintenance Services	\$121	\$0	\$7,500	\$7,500	#Div/0!
Sum of Outsourced & Contractual Servi		\$121	\$0	\$7,500	\$7,500	#Div/0!

Maintenance, Memberships, and Printing & Postage Supplies

5401001	00 Office Supplies	\$23,181	\$0	\$0	\$0	#Num!
5401002	00 Instructional Supplies	\$932	\$0	\$8,000	\$8,000	#Div/0!
5402000	00 Printing	\$0	\$500	\$500	\$0	0.00%
5404002	00 Computer Software	\$44,860	\$41,150	\$60,000	\$18,850	45.81%
Sum of Maintenance, Memberships, and		\$68,973	\$41,650	\$68,500	\$26,850	64.47%

Travel, Meeting, Professional Development, and Recruitment

5501000	05 Meeting Expense In-District	\$317	\$0	\$0	\$0	#Num!
Sum of Travel, Meeting, Professional D		\$317	\$0	\$0	\$0	#Num!

Capital Outlay

5806000	00 Equipment - Instructional	\$0	\$0	\$5,000	\$5,000	#Div/0!
---------	------------------------------	-----	-----	---------	---------	---------

Thru: 6/30/2024

<i>Object</i>	<i>Object Name</i>	<i>FY24 YTD</i>	<i>FY24 Budget</i>	<i>FY25 Budget</i>	<i>\$ Change</i>	<i>% Change</i>
Sum of Capital Outlay		\$0	\$0	\$5,000	\$5,000	#Div/0!
Net Total for Network Security		\$481,744	\$446,120	\$495,122	\$49,002	10.98%

Dept: 01-1010-101070 Department Name: Management

Salaries

5103001	15	Instr Staff - Indep Study	\$0	\$1,399	\$1,399	\$0	0.00%
5103002	10	PT Instr - Indep Study	\$1,498	\$0	\$0	\$0	#Num!
5103002	15	PT Stipends Fall Sprg Sum	\$41,852	\$41,200	\$42,436	\$1,236	3.00%
5103004	10	FT Instr Staff - Overload	\$6,840	\$8,000	\$8,000	\$0	0.00%
Sum of Salaries			\$50,190	\$50,599	\$51,835	\$1,236	2.44%

Fringe Benefits

5201001	00	Employer GTL Medical Vision	\$676	\$0	\$0	\$0	#Num!
5209000	55	SURS College Insurance ER Cont	\$47	\$246	\$388	\$142	57.72%
Sum of Fringe Benefits			\$723	\$246	\$388	\$142	57.72%

Maintenance, Memberships, and Printing & Postage Supplies

5401001	00	Office Supplies	\$746	\$800	\$0	(\$800)	-100.00%
5401002	00	Instructional Supplies	\$719	\$7,152	\$0	(\$7,152)	-100.00%
5401009	05	Supplies MCC Store	\$0	\$100	\$0	(\$100)	-100.00%
Sum of Maintenance, Memberships, and			\$1,466	\$8,052	\$0	(\$8,052)	-100.00%

Net Total for Management **\$52,379** **\$58,897** **\$52,223** **(\$6,674)** **-11.33%**

Dept: 01-1010-101072 Department Name: AOM

Salaries

5103001	00	FT Teaching Faculty	\$64,534	\$64,472	\$66,470	\$1,998	3.10%
5103001	15	Instr Staff - Indep Study	\$1,680	\$1,794	\$1,794	\$0	0.00%
5103002	10	PT Instr - Indep Study	\$436	\$5,150	\$5,304	\$154	2.99%
5103002	15	PT Stipends Fall Sprg Sum	\$91,270	\$61,800	\$63,654	\$1,854	3.00%
5103004	10	FT Instr Staff - Overload	\$5,770	\$2,000	\$2,000	\$0	0.00%
5103004	20	Non-Instructional Overload	\$6,980	\$8,958	\$8,958	\$0	0.00%
Sum of Salaries			\$170,671	\$144,174	\$148,180	\$4,006	2.78%

Fringe Benefits

5201001	00	Employer GTL Medical Vision	\$46	\$45	\$45	\$0	0.00%
5209000	55	SURS College Insurance ER Cont	\$591	\$667	\$1,044	\$377	56.52%
Sum of Fringe Benefits			\$637	\$712	\$1,089	\$377	52.95%

Maintenance, Memberships, and Printing & Postage Supplies

5401001	00	Office Supplies	\$0	\$100	\$100	\$0	0.00%
5401002	00	Instructional Supplies	\$160	\$4,756	\$4,756	\$0	0.00%

Thru: 6/30/2024

<i>Object</i>	<i>Object Name</i>	<i>FY24 YTD</i>	<i>FY24 Budget</i>	<i>FY25 Budget</i>	<i>\$ Change</i>	<i>% Change</i>
5401002	05 Testing Materials	\$168	\$0	\$0	\$0	#Num!
5401009	05 Supplies MCC Store	\$20	\$0	\$0	\$0	#Num!
5402000	00 Printing	\$12	\$300	\$300	\$0	0.00%
5404002	00 Computer Software	\$2,376	\$3,500	\$3,500	\$0	0.00%
5407000	00 Advertising	\$284	\$275	\$1,000	\$725	263.64%
Sum of Maintenance, Memberships, and		\$3,020	\$8,931	\$9,656	\$725	8.12%
Travel, Meeting, Professional Development, and Recruitment						
5501000	05 Meeting Expense In-District	\$0	\$175	\$175	\$0	0.00%
Sum of Travel, Meeting, Professional D		\$0	\$175	\$175	\$0	0.00%
Net Total for AOM		\$174,328	\$153,992	\$159,100	\$5,108	3.32%

Dept: 01-1010-101074 Department Name: Mktg & Retail

Salaries

5103002	15 PT Stipends Fall Sprg Sum	\$39,040	\$20,600	\$21,218	\$618	3.00%
5103004	10 FT Instr Staff - Overload	\$0	\$5,000	\$5,000	\$0	0.00%
Sum of Salaries		\$39,040	\$25,600	\$26,218	\$618	2.41%

Fringe Benefits

5201001	00 Employer GTL Medical Vision	\$48	\$0	\$0	\$0	#Num!
5209000	55 SURS College Insurance ER Cont	\$5	\$128	\$197	\$69	53.91%
Sum of Fringe Benefits		\$53	\$128	\$197	\$69	53.91%

Maintenance, Memberships, and Printing & Postage Supplies

5401001	00 Office Supplies	\$52	\$200	\$200	\$0	0.00%
5401002	00 Instructional Supplies	\$1,383	\$3,840	\$7,000	\$3,160	82.29%
5402000	00 Printing	\$0	\$100	\$100	\$0	0.00%
5407000	00 Advertising	\$0	\$100	\$100	\$0	0.00%
Sum of Maintenance, Memberships, and		\$1,435	\$4,240	\$7,400	\$3,160	74.53%

Net Total for Mktg & Retail \$40,527 \$29,968 \$33,815 \$3,847 12.84%

Dept: 01-1010-101078 Department Name: Accounting

Salaries

5103001	00 FT Teaching Faculty	\$232,618	\$228,960	\$139,512	(\$89,448)	-39.07%
5103001	15 Instr Staff - Indep Study	\$1,920	\$228	\$228	\$0	0.00%
5103002	05 PT Instructional Other	\$150	\$0	\$0	\$0	#Num!
5103002	10 PT Instr - Indep Study	\$1,355	\$4,120	\$4,244	\$124	3.01%
5103002	15 PT Stipends Fall Sprg Sum	\$52,479	\$46,350	\$47,740	\$1,390	3.00%
5103004	10 FT Instr Staff - Overload	\$17,485	\$15,000	\$15,000	\$0	0.00%
5103004	20 Non-Instructional Overload	\$18,730	\$13,808	\$13,808	\$0	0.00%

Thru: 6/30/2024

<i>Object</i>	<i>Object Name</i>	<i>FY24 YTD</i>	<i>FY24 Budget</i>	<i>FY25 Budget</i>	<i>\$ Change</i>	<i>% Change</i>
Sum of Salaries		\$324,737	\$308,466	\$220,532	(\$87,934)	-28.51%
Fringe Benefits						
5201001	00 Employer GTL Medical Vision	\$20,835	\$19,976	\$9,929	(\$10,047)	-50.30%
5209000	55 SURS College Insurance ER Cont	\$2,188	\$1,473	\$2,274	\$801	54.38%
5209000	60 Surs Federal Grant Obligation	\$883	\$0	\$0	\$0	#Num!
Sum of Fringe Benefits		\$23,906	\$21,449	\$12,203	(\$9,246)	-43.11%
Maintenance, Memberships, and Printing & Postage Supplies						
5401001	00 Office Supplies	\$205	\$200	\$200	\$0	0.00%
5401002	00 Instructional Supplies	\$3,049	\$2,600	\$2,600	\$0	0.00%
5401002	35 Supplies - General	\$473	\$100	\$500	\$400	400.00%
5401009	05 Supplies MCC Store	\$15	\$150	\$150	\$0	0.00%
5402000	00 Printing	\$0	\$200	\$200	\$0	0.00%
5404002	00 Computer Software	\$1,700	\$0	\$1,700	\$1,700	#Div/0!
5406000	00 Publications & Dues	\$280	\$900	\$900	\$0	0.00%
Sum of Maintenance, Memberships, and		\$5,722	\$4,150	\$6,250	\$2,100	50.60%
Travel, Meeting, Professional Development, and Recruitment						
5501000	05 Meeting Expense In-District	\$48	\$242	\$200	(\$42)	-17.36%
5502000	10 Out of District Travel	\$50	\$0	\$0	\$0	#Num!
Sum of Travel, Meeting, Professional D		\$98	\$242	\$200	(\$42)	-17.36%
Net Total for Accounting		\$354,464	\$334,307	\$239,185	(\$95,122)	-28.45%

Dept: 01-1010-101080 **Department Name: Business**

Salaries

5103001	00 FT Teaching Faculty	\$244,642	\$216,154	\$251,981	\$35,827	16.57%
5103001	10 FT Stipends Fall Spring Summer	\$896	\$0	\$0	\$0	#Num!
5103001	15 Instr Staff - Indep Study	\$0	\$200	\$200	\$0	0.00%
5103002	10 PT Instr - Indep Study	\$1,752	\$1,545	\$1,591	\$46	2.98%
5103002	15 PT Stipends Fall Sprg Sum	\$132,099	\$108,150	\$111,394	\$3,244	3.00%
5103004	10 FT Instr Staff - Overload	\$10,722	\$10,000	\$10,000	\$0	0.00%
5103004	20 Non-Instructional Overload	\$20,284	\$13,365	\$13,365	\$0	0.00%
Sum of Salaries		\$410,395	\$349,414	\$388,531	\$39,117	11.20%

Fringe Benefits

5201001	00 Employer GTL Medical Vision	\$26,043	\$66,839	\$28,211	(\$38,628)	-57.79%
5209000	55 SURS College Insurance ER Cont	\$2,200	\$1,926	\$2,814	\$888	46.11%
Sum of Fringe Benefits		\$28,243	\$68,765	\$31,025	(\$37,740)	-54.88%

Maintenance, Memberships, and Printing & Postage Supplies

5401001	00 Office Supplies	\$106	\$225	\$225	\$0	0.00%
---------	--------------------	-------	-------	-------	-----	-------

Thru: 6/30/2024

<i>Object</i>	<i>Object Name</i>	<i>FY24 YTD</i>	<i>FY24 Budget</i>	<i>FY25 Budget</i>	<i>\$ Change</i>	<i>% Change</i>
5401002	00 Instructional Supplies	\$3,332	\$3,600	\$3,600	\$0	0.00%
5401009	05 Supplies MCC Store	\$120	\$350	\$250	(\$100)	-28.57%
5402000	00 Printing	\$3	\$700	\$700	\$0	0.00%
5404002	00 Computer Software	\$100	\$0	\$0	\$0	#Num!
5406000	00 Publications & Dues	\$0	\$350	\$450	\$100	28.57%
5407000	00 Advertising	\$131	\$90	\$4,500	\$4,410	4900.00%
Sum of Maintenance, Memberships, and		\$3,792	\$5,315	\$9,725	\$4,410	82.97%
Travel, Meeting, Professional Development, and Recruitment						
5501000	05 Meeting Expense In-District	\$23	\$180	\$180	\$0	0.00%
Sum of Travel, Meeting, Professional D		\$23	\$180	\$180	\$0	0.00%
Net Total for Business		\$442,452	\$423,674	\$429,461	\$5,787	1.37%

Dept: 01-1010-101082 Department Name: Interdiscp Study

Salaries

5103001	15 Instr Staff - Indep Study	\$1,440	\$0	\$0	\$0	#Num!
Sum of Salaries		\$1,440	\$0	\$0	\$0	#Num!

Fringe Benefits

5201001	00 Employer GTL Medical Vision	\$106	\$0	\$0	\$0	#Num!
5209000	55 SURS College Insurance ER Cont	\$11	\$0	\$0	\$0	#Num!
Sum of Fringe Benefits		\$116	\$0	\$0	\$0	#Num!

Net Total for Interdiscp Study \$1,556 \$0 \$0 \$0 #Num!

Dept: 01-1010-101084 Department Name: Intl Studies

Maintenance, Memberships, and Printing & Postage Supplies

5401009	05 Supplies MCC Store	\$43	\$0	\$135	\$135	#Div/0!
5402000	00 Printing	\$0	\$100	\$0	(\$100)	-100.00%
5406000	00 Publications & Dues	\$0	\$750	\$900	\$150	20.00%
5407000	00 Advertising	\$2,234	\$0	\$0	\$0	#Num!
Sum of Maintenance, Memberships, and		\$2,277	\$850	\$1,035	\$185	21.76%

Travel, Meeting, Professional Development, and Recruitment

5501000	05 Meeting Expense In-District			\$2,000		
5502000	10 Out of District Travel	(\$1,500)	\$4,000	\$4,000	\$0	0.00%
Sum of Travel, Meeting, Professional D		(\$1,500)	\$4,000	\$6,000	\$2,000	50.00%

Scholarships, Student Activities, and Waivers

5909000	10 Tuition Refunds	\$4,500	\$7,000	\$7,000	\$0	0.00%
Sum of Scholarships, Student Activities,		\$4,500	\$7,000	\$7,000	\$0	0.00%

Thru: 6/30/2024

<i>Object</i>	<i>Object Name</i>	<i>FY24 YTD</i>	<i>FY24 Budget</i>	<i>FY25 Budget</i>	<i>\$ Change</i>	<i>% Change</i>
Net Total for Intl Studies		\$5,277	\$11,850	\$14,035	\$2,185	18.44%

Dept: 01-1010-101086 Department Name: MCC 101

Salaries

5103002	05	PT Instructional Other	\$0	\$2,621	\$2,700	\$79	3.01%
5103002	15	PT Stipends Fall Sprg Sum	\$62,716	\$82,400	\$84,872	\$2,472	3.00%
5103004	10	FT Instr Staff - Overload	\$4,113	\$7,500	\$7,500	\$0	0.00%
5103004	20	Non-Instructional Overload	\$0	\$2,827	\$5,654	\$2,827	100.00%
Sum of Salaries			\$66,829	\$95,348	\$100,726	\$5,378	5.64%

Fringe Benefits

5201001	00	Employer GTL Medical Vision	\$1,015	\$0	\$0	\$0	#Num!
5209000	55	SURS College Insurance ER Cont	\$59	\$463	\$713	\$250	54.00%
Sum of Fringe Benefits			\$1,074	\$463	\$713	\$250	54.00%

Net Total for MCC 101 \$67,902 \$95,811 \$101,439 \$5,628 5.87%

Dept: 01-1010-904183 Department Name: Lieb Director Endowed

Salaries

5101001	00	FT Administrative Staff			\$3,000		
Sum of Salaries					\$3,000		

Fringe Benefits

5201001	00	Employer GTL Medical Vision	\$15,619	\$25,000	\$20,026	(\$4,974)	-19.90%
5209000	55	SURS College Insurance ER Cont	\$623	\$0	\$0	\$0	#Num!
5209000	60	Surs Federal Grant Obligation	\$10,409	\$0	\$0	\$0	#Num!
Sum of Fringe Benefits			\$26,652	\$25,000	\$20,026	(\$4,974)	-19.90%

Outsourced & Contractual Services

5309000	20	Other Contractual Services	\$10,309	\$15,000	\$0	(\$15,000)	-100.00%
Sum of Outsourced & Contractual Servi			\$10,309	\$15,000	\$0	(\$15,000)	-100.00%

Maintenance, Memberships, and Printing & Postage Supplies

5401001	00	Office Supplies	\$269	\$1,500	\$1,500	\$0	0.00%
5401009	00	IT Technology Supplies	\$2,868	\$0	\$0	\$0	#Num!
5401009	05	Supplies MCC Store	\$198	\$0	\$100	\$100	#Div/0!
5402000	00	Printing	\$17	\$0	\$0	\$0	#Num!
5409000	00	Other Materials & Supplies	\$33,224	\$70,000	\$70,000	\$0	0.00%
Sum of Maintenance, Memberships, and			\$36,576	\$71,500	\$71,600	\$100	0.14%

Travel, Meeting, Professional Development, and Recruitment

5501000	05	Meeting Expense In-District	\$391	\$0	\$0	\$0	#Num!
5502000	10	Out of District Travel	\$1,259	\$500	\$500	\$0	0.00%

Tuesday, September 10, 2024

Page 28 of 190

Thru: 6/30/2024

<i>Object</i>	<i>Object Name</i>	<i>FY24 YTD</i>	<i>FY24 Budget</i>	<i>FY25 Budget</i>	<i>\$ Change</i>	<i>% Change</i>
5509000	15 Other Conf & Mtg Exp	\$20,472	\$30,000	\$0	(\$30,000)	-100.00%
	Sum of Travel, Meeting, Professional D	\$22,122	\$30,500	\$500	(\$30,000)	-98.36%
	Net Total for Lieb Director Endowed	\$95,659	\$142,000	\$95,126	(\$46,874)	-33.01%

Dept: 01-1020-102010 **Department Name: Culinary**

Salaries

5103001	00 FT Teaching Faculty	\$78,541	\$78,445	\$80,877	\$2,432	3.10%
5103001	15 Instr Staff - Indep Study	\$1,750	\$350	\$350	\$0	0.00%
5103002	05 PT Instructional Other	\$800	\$1,545	\$1,591	\$46	2.98%
5103002	10 PT Instr - Indep Study	\$0	\$1,545	\$1,591	\$46	2.98%
5103002	15 PT Stipends Fall Sprg Sum	\$117,270	\$128,750	\$132,612	\$3,862	3.00%
5103004	10 FT Instr Staff - Overload	\$20	\$5,000	\$5,000	\$0	0.00%
5103004	20 Non-Instructional Overload	\$14,970	\$9,235	\$9,235	\$0	0.00%
	Sum of Salaries	\$213,351	\$224,870	\$231,256	\$6,386	2.84%

Fringe Benefits

5201001	00 Employer GTL Medical Vision	\$16,979	\$19,146	\$18,597	(\$549)	-2.87%
5209000	55 SURS College Insurance ER Cont	\$713	\$1,077	\$1,667	\$590	54.78%
	Sum of Fringe Benefits	\$17,693	\$20,223	\$20,264	\$41	0.20%

Outsourced & Contractual Services

5304000	05 Contractual Services	\$0	\$1,000	\$1,000	\$0	0.00%
5304000	10 Contract Maintenance Services	\$0	\$15,000	\$14,000	(\$1,000)	-6.67%
5309000	20 Other Contractual Services	\$4,850	\$0	\$0	\$0	#Num!
	Sum of Outsourced & Contractual Servi	\$4,850	\$16,000	\$15,000	(\$1,000)	-6.25%

Maintenance, Memberships, and Printing & Postage Supplies

5401001	00 Office Supplies	\$46	\$400	\$200	(\$200)	-50.00%
5401002	00 Instructional Supplies	\$15,314	\$14,000	\$10,000	(\$4,000)	-28.57%
5401002	35 Supplies - General	\$525	\$0	\$0	\$0	#Num!
5401009	05 Supplies MCC Store	\$682	\$200	\$500	\$300	150.00%
5402000	00 Printing	\$0	\$500	\$300	(\$200)	-40.00%
5406000	00 Publications & Dues	\$755	\$0	\$0	\$0	#Num!
5407000	00 Advertising	\$915	\$1,000	\$1,000	\$0	0.00%
5408000	05 Food Purchases	\$66,279	\$50,000	\$60,000	\$10,000	20.00%
5408000	15 Clothing Purchases	\$0	\$2,500	\$2,500	\$0	0.00%
5409000	00 Other Materials & Supplies	\$1,870	\$0	\$0	\$0	#Num!
	Sum of Maintenance, Memberships, and	\$86,385	\$68,600	\$74,500	\$5,900	8.60%

Travel, Meeting, Professional Development, and Recruitment

5501000	05 Meeting Expense In-District	\$73	\$0	\$0	\$0	#Num!
	Sum of Travel, Meeting, Professional D	\$73	\$0	\$0	\$0	#Num!

Tuesday, September 10, 2024

Page 29 of 190

Thru: 6/30/2024

<i>Object</i>	<i>Object Name</i>	<i>FY24 YTD</i>	<i>FY24 Budget</i>	<i>FY25 Budget</i>	<i>\$ Change</i>	<i>% Change</i>
Capital Outlay						
5806000	00 Equipment - Instructional	\$0	\$0	\$0	\$0	#Num!
Sum of Capital Outlay		\$0	\$0	\$0	\$0	#Num!
Net Total for Culinary		\$322,351	\$329,693	\$341,020	\$11,327	3.44%

Dept: 01-1020-102011 **Department Name: Bakery****Maintenance, Memberships, and Printing & Postage Supplies**

5401002	35 Supplies - General	\$0	\$1,000	\$1,000	\$0	0.00%
5402000	00 Printing	\$0	\$75	\$75	\$0	0.00%
5408000	05 Food Purchases	\$570	\$11,000	\$11,000	\$0	0.00%
Sum of Maintenance, Memberships, and		\$570	\$12,075	\$12,075	\$0	0.00%

Travel, Meeting, Professional Development, and Recruitment

5509000	15 Other Conf & Mtg Exp	\$378	\$0	\$0	\$0	#Num!
Sum of Travel, Meeting, Professional D		\$378	\$0	\$0	\$0	#Num!
Net Total for Bakery		\$948	\$12,075	\$12,075	\$0	0.00%

Dept: 01-1020-102016 **Department Name: Manufacturing and Advanced Technol****Salaries**

5101001	00 FT Administrative Staff	\$114,656	\$102,024	\$119,480	\$17,456	17.11%
5102001	00 FT Prof/Tech Staff	\$102,221	\$246,119	\$102,107	(\$144,012)	-58.51%
5103001	00 FT Teaching Faculty	\$0	\$120,000	\$194,340	\$74,340	61.95%
5103002	15 PT Stipends Fall Sprg Sum	\$6,268	\$51,098	\$52,631	\$1,533	3.00%
5103004	20 Non-Instructional Overload	\$59,900	\$7,322	\$14,644	\$7,322	100.00%
5106001	00 FT Clerical Staff	\$46,940	\$49,035	\$47,133	(\$1,902)	-3.88%
Sum of Salaries		\$329,986	\$575,598	\$530,335	(\$45,263)	-7.86%

Fringe Benefits

5201001	00 Employer GTL Medical Vision	\$39,106	\$149,567	\$83,396	(\$66,171)	-44.24%
5209000	55 SURS College Insurance ER Cont	\$2,491	\$1,760	\$2,802	\$1,042	59.20%
Sum of Fringe Benefits		\$41,597	\$151,327	\$86,198	(\$65,129)	-43.04%

Outsourced & Contractual Services

5302000	00 Consultants	\$7,939	\$0	\$0	\$0	#Num!
5304000	10 Contract Maintenance Services	\$744	\$0	\$0	\$0	#Num!
5309000	20 Other Contractual Services	\$927	\$0	\$0	\$0	#Num!
Sum of Outsourced & Contractual Servi		\$9,610	\$0	\$0	\$0	#Num!

Maintenance, Memberships, and Printing & Postage Supplies

5401001	00 Office Supplies	\$2,483	\$2,500	\$2,500	\$0	0.00%
5401002	00 Instructional Supplies	\$9,695	\$0	\$6,000	\$6,000	#Div/0!

Tuesday, September 10, 2024

Page 30 of 190

Thru: 6/30/2024

<i>Object</i>	<i>Object Name</i>	<i>FY24 YTD</i>	<i>FY24 Budget</i>	<i>FY25 Budget</i>	<i>\$ Change</i>	<i>% Change</i>
5401002	35 Supplies - General	\$1,175	\$0	\$0	\$0	#Num!
5401009	00 IT Technology Supplies	\$220	\$0	\$0	\$0	#Num!
5401009	05 Supplies MCC Store	\$232	\$150	\$150	\$0	0.00%
5402000	00 Printing	\$242	\$150	\$150	\$0	0.00%
5404002	00 Computer Software	\$0	\$10,000	\$10,000	\$0	0.00%
5406000	00 Publications & Dues	\$0	\$2,000	\$2,000	\$0	0.00%
5409000	00 Other Materials & Supplies	\$2,172	\$5,000	\$5,000	\$0	0.00%
Sum of Maintenance, Memberships, and		\$16,218	\$19,800	\$25,800	\$6,000	30.30%
Travel, Meeting, Professional Development, and Recruitment						
5501000	05 Meeting Expense In-District	\$11,708	\$449	\$3,700	\$3,251	724.05%
5502000	05 In District Travel	\$80	\$90	\$90	\$0	0.00%
5502000	10 Out of District Travel	\$133	\$2,000	\$2,000	\$0	0.00%
5509000	15 Other Conf & Mtg Exp	\$7,125	\$898	\$898	\$0	0.00%
Sum of Travel, Meeting, Professional D		\$19,045	\$3,437	\$6,688	\$3,251	94.59%
Fixed Charges, Rental, Property Insurance, and Debt Retirement						
5601002	00 MCC Conf Ctr Rental	\$0	\$500	\$500	\$0	0.00%
Sum of Fixed Charges, Rental, Property		\$0	\$500	\$500	\$0	0.00%
Capital Outlay						
5806000	00 Equipment - Instructional	\$10,326	\$25,000	\$25,000	\$0	0.00%
Sum of Capital Outlay		\$10,326	\$25,000	\$25,000	\$0	0.00%
Net Total for Manufacturing and Adva		\$426,782	\$775,662	\$674,521	(\$101,141)	-13.04%
Dept: 01-1020-102019 Department Name: Paralegal Studies						
Salaries						
5103001	00 FT Teaching Faculty	\$120,235	\$120,119	\$123,842	\$3,723	3.10%
5103001	15 Instr Staff - Indep Study	\$2,545	\$400	\$400	\$0	0.00%
5103002	10 PT Instr - Indep Study	\$0	\$122,143	\$125,807	\$3,664	3.00%
5103002	15 PT Stipends Fall Sprg Sum	\$15,196	\$10,300	\$10,609	\$309	3.00%
5103004	20 Non-Instructional Overload	\$3,129	\$3,298	\$3,298	\$0	0.00%
Sum of Salaries		\$141,105	\$256,260	\$263,956	\$7,696	3.00%
Fringe Benefits						
5201001	00 Employer GTL Medical Vision	\$6,933	\$8,346	\$8,110	(\$236)	-2.83%
5209000	55 SURS College Insurance ER Cont	\$943	\$1,264	\$1,956	\$692	54.75%
Sum of Fringe Benefits		\$7,876	\$9,610	\$10,066	\$456	4.75%
Maintenance, Memberships, and Printing & Postage Supplies						
5401001	00 Office Supplies	\$339	\$300	\$300	\$0	0.00%
5401009	05 Supplies MCC Store	\$0	\$180	\$180	\$0	0.00%

Thru: 6/30/2024

<i>Object</i>	<i>Object Name</i>	<i>FY24 YTD</i>	<i>FY24 Budget</i>	<i>FY25 Budget</i>	<i>\$ Change</i>	<i>% Change</i>
5402000	00 Printing	\$0	\$250	\$250	\$0	0.00%
5404002	00 Computer Software	\$9,828	\$8,000	\$8,000	\$0	0.00%
5406000	00 Publications & Dues	\$605	\$625	\$775	\$150	24.00%
5407000	00 Advertising	\$890	\$450	\$450	\$0	0.00%
Sum of Maintenance, Memberships, and		\$11,662	\$9,805	\$9,955	\$150	1.53%
Travel, Meeting, Professional Development, and Recruitment						
5501000	05 Meeting Expense In-District	\$405	\$300	\$300	\$0	0.00%
5509000	15 Other Conf & Mtg Exp	\$99	\$404	\$404	\$0	0.00%
Sum of Travel, Meeting, Professional D		\$504	\$704	\$704	\$0	0.00%
Net Total for Paralegal Studies		\$161,147	\$276,379	\$284,681	\$8,302	3.00%

Dept: 01-1030-102018 **Department Name: Criminal Justice**

Salaries

5103001	00 FT Teaching Faculty	\$80,484	\$80,364	\$82,898	\$2,534	3.15%
5103001	15 Instr Staff - Indep Study	\$480	\$200	\$200	\$0	0.00%
5103002	05 PT Instructional Other	\$650	\$0	\$0	\$0	#Num!
5103002	10 PT Instr - Indep Study	\$0	\$1,030	\$1,061	\$31	3.01%
5103002	15 PT Stipends Fall Sprg Sum	\$45,623	\$5,150	\$5,304	\$154	2.99%
5103004	10 FT Instr Staff - Overload	\$3,756	\$4,000	\$4,000	\$0	0.00%
5103004	20 Non-Instructional Overload	\$12,294	\$10,325	\$10,325	\$0	0.00%
Sum of Salaries		\$143,287	\$101,069	\$103,788	\$2,719	2.69%

Fringe Benefits

5201001	00 Employer GTL Medical Vision	\$18,117	\$19,146	\$18,597	(\$549)	-2.87%
5209000	55 SURS College Insurance ER Cont	\$722	\$453	\$702	\$249	54.97%
Sum of Fringe Benefits		\$18,839	\$19,599	\$19,299	(\$300)	-1.53%

Outsourced & Contractual Services

5309000	20 Other Contractual Services	\$0	\$2,400	\$2,400	\$0	0.00%
Sum of Outsourced & Contractual Servi		\$0	\$2,400	\$2,400	\$0	0.00%

Maintenance, Memberships, and Printing & Postage Supplies

5401001	00 Office Supplies	\$0	\$180	\$180	\$0	0.00%
5401009	05 Supplies MCC Store	\$288	\$135	\$135	\$0	0.00%
5402000	00 Printing	\$0	\$200	\$200	\$0	0.00%
Sum of Maintenance, Memberships, and		\$288	\$515	\$515	\$0	0.00%

Travel, Meeting, Professional Development, and Recruitment

5501000	05 Meeting Expense In-District	\$374	\$300	\$300	\$0	0.00%
5509000	15 Other Conf & Mtg Exp	\$0	\$200	\$200	\$0	0.00%
Sum of Travel, Meeting, Professional D		\$374	\$500	\$500	\$0	0.00%

Thru: 6/30/2024

<i>Object</i>	<i>Object Name</i>	<i>FY24 YTD</i>	<i>FY24 Budget</i>	<i>FY25 Budget</i>	<i>\$ Change</i>	<i>% Change</i>
Net Total for Criminal Justice		\$162,788	\$124,083	\$126,502	\$2,419	1.95%

Dept: 01-1030-102020 Department Name: Early Childhd Ed

Salaries

5102001	00 FT Prof/Tech Staff	\$0	\$0	\$0	\$0	#Num!
5103001	00 FT Teaching Faculty	\$176,880	\$170,127	\$179,951	\$9,824	5.77%
5103001	15 Instr Staff - Indep Study	\$2,745	\$1,799	\$1,799	\$0	0.00%
5103002	15 PT Stipends Fall Sprg Sum	\$20,964	\$10,300	\$10,609	\$309	3.00%
5103004	10 FT Instr Staff - Overload	\$20,332	\$10,000	\$10,000	\$0	0.00%
5103004	20 Non-Instructional Overload	\$1,998	\$3,076	\$3,076	\$0	0.00%
Sum of Salaries		\$222,918	\$195,302	\$205,435	\$10,133	5.19%

Fringe Benefits

5201001	00 Employer GTL Medical Vision	\$36,452	\$101,418	\$42,709	(\$58,709)	-57.89%
5209000	55 SURS College Insurance ER Cont	\$1,515	\$952	\$1,517	\$565	59.35%
Sum of Fringe Benefits		\$37,967	\$102,370	\$44,226	(\$58,144)	-56.80%

Outsourced & Contractual Services

5309000	15 Background Checks	\$0	\$900	\$900	\$0	0.00%
Sum of Outsourced & Contractual Servi		\$0	\$900	\$900	\$0	0.00%

Maintenance, Memberships, and Printing & Postage Supplies

5401001	00 Office Supplies	\$361	\$100	\$100	\$0	0.00%
5401002	00 Instructional Supplies	\$204	\$540	\$540	\$0	0.00%
5401009	05 Supplies MCC Store	\$75	\$100	\$100	\$0	0.00%
5402000	00 Printing	\$0	\$25	\$25	\$0	0.00%
5406000	00 Publications & Dues	\$300	\$0	\$0	\$0	#Num!
5409000	00 Other Materials & Supplies	\$1,515	\$0	\$0	\$0	#Num!
Sum of Maintenance, Memberships, and		\$2,454	\$765	\$765	\$0	0.00%

Travel, Meeting, Professional Development, and Recruitment

5501000	05 Meeting Expense In-District	\$318	\$202	\$202	\$0	0.00%
5502000	10 Out of District Travel	\$585	\$0	\$0	\$0	#Num!
Sum of Travel, Meeting, Professional D		\$903	\$202	\$202	\$0	0.00%

Net Total for Early Childhd Ed \$264,242 \$299,539 \$251,528 (\$48,011) -16.03%

Dept: 01-1030-102022 Department Name: EMT

Salaries

5103002	05 PT Instructional Other	\$13,185	\$0	\$0	\$0	#Num!
5103002	15 PT Stipends Fall Sprg Sum	\$157,107	\$154	\$159	\$5	3.25%
Sum of Salaries		\$170,292	\$154	\$159	\$5	3.25%

Thru: 6/30/2024

<i>Object</i>	<i>Object Name</i>	<i>FY24 YTD</i>	<i>FY24 Budget</i>	<i>FY25 Budget</i>	<i>\$ Change</i>	<i>% Change</i>
Fringe Benefits						
5209000	55 SURS College Insurance ER Cont	\$0	\$1	\$1	\$0	0.00%
Sum of Fringe Benefits		\$0	\$1	\$1	\$0	0.00%
Outsourced & Contractual Services						
5308000	00 Instructional Services	\$13,802	\$74,000	\$74,000	\$0	0.00%
5309000	20 Other Contractual Services	\$24,926	\$6,000	\$6,000	\$0	0.00%
Sum of Outsourced & Contractual Servi		\$38,728	\$80,000	\$80,000	\$0	0.00%
Maintenance, Memberships, and Printing & Postage Supplies						
5401001	00 Office Supplies	\$0	\$700	\$1,000	\$300	42.86%
5401009	05 Supplies MCC Store	\$55	\$180	\$180	\$0	0.00%
5402000	00 Printing	\$3	\$90	\$90	\$0	0.00%
5406000	00 Publications & Dues	\$800	\$2,024	\$2,024	\$0	0.00%
5409000	00 Other Materials & Supplies	\$3,850	\$0	\$0	\$0	#Num!
Sum of Maintenance, Memberships, and		\$4,707	\$2,994	\$3,294	\$300	10.02%
Travel, Meeting, Professional Development, and Recruitment						
5501000	05 Meeting Expense In-District	\$864	\$300	\$1,000	\$700	233.33%
Sum of Travel, Meeting, Professional D		\$864	\$300	\$1,000	\$700	233.33%
Net Total for EMT		\$214,592	\$83,449	\$84,454	\$1,005	1.20%

Dept: 01-1030-102024 **Department Name: Fire Science**

Salaries

5101001	00 FT Administrative Staff	\$81,786	\$0	\$106,770	\$106,770	#Div/0!
5102002	00 PT Prof/Technical Staff	\$0	\$21,840	\$0	(\$21,840)	-100.00%
5103001	00 FT Teaching Faculty	\$0	\$90,000	\$0	(\$90,000)	-100.00%
5103002	05 PT Instructional Other	\$314,284	\$223,155	\$229,850	\$6,695	3.00%
5103002	10 PT Instr - Indep Study	\$615	\$5,150	\$5,304	\$154	2.99%
5103002	15 PT Stipends Fall Sprg Sum	\$89,310	\$82,400	\$84,872	\$2,472	3.00%
5103004	10 FT Instr Staff - Overload	\$0	\$1,000	\$1,000	\$0	0.00%
5103004	20 Non-Instructional Overload	\$0	\$6,352	\$6,352	\$0	0.00%
Sum of Salaries		\$485,995	\$429,897	\$434,148	\$4,251	0.99%

Fringe Benefits

5201001	00 Employer GTL Medical Vision	\$14,098	\$28,826	\$24,735	(\$4,091)	-14.19%
5209000	55 SURS College Insurance ER Cont	\$577	\$1,559	\$3,210	\$1,651	105.90%
Sum of Fringe Benefits		\$14,675	\$30,385	\$27,945	(\$2,440)	-8.03%

Outsourced & Contractual Services

5304000	10 Contract Maintenance Services	\$4,542	\$5,000	\$7,000	\$2,000	40.00%
5309000	15 Background Checks	\$3,796	\$4,000	\$4,700	\$700	17.50%

Tuesday, September 10, 2024

Page 34 of 190

Thru: 6/30/2024

<i>Object</i>	<i>Object Name</i>	<i>FY24 YTD</i>	<i>FY24 Budget</i>	<i>FY25 Budget</i>	<i>\$ Change</i>	<i>% Change</i>
5309000	20 Other Contractual Services	\$527	\$500	\$500	\$0	0.00%
Sum of Outsourced & Contractual Servi		\$8,865	\$9,500	\$12,200	\$2,700	28.42%
Maintenance, Memberships, and Printing & Postage Supplies						
5401001	00 Office Supplies	\$683	\$500	\$600	\$100	20.00%
5401002	35 Supplies - General	(\$140)	\$1,000	\$1,500	\$500	50.00%
5401009	05 Supplies MCC Store	\$115	\$100	\$100	\$0	0.00%
5402000	00 Printing	\$0	\$300	\$300	\$0	0.00%
5406000	00 Publications & Dues	\$938	\$3,000	\$3,000	\$0	0.00%
5408000	15 Clothing Purchases	\$787	\$800	\$1,000	\$200	25.00%
5409000	00 Other Materials & Supplies	\$380	\$150	\$3,150	\$3,000	2000.00%
Sum of Maintenance, Memberships, and		\$2,762	\$5,850	\$9,650	\$3,800	64.96%
Travel, Meeting, Professional Development, and Recruitment						
5501000	05 Meeting Expense In-District	\$1,453	\$600	\$1,600	\$1,000	166.67%
5502000	05 In District Travel	\$110	\$0	\$0	\$0	#Num!
5509000	10 Vehicle Expense	\$6,316	\$6,500	\$10,000	\$3,500	53.85%
Sum of Travel, Meeting, Professional D		\$7,879	\$7,100	\$11,600	\$4,500	63.38%
Fixed Charges, Rental, Property Insurance, and Debt Retirement						
5601000	00 Rental - Facilities	(\$145)	\$0	\$6,000	\$6,000	#Div/0!
Sum of Fixed Charges, Rental, Property		(\$145)	\$0	\$6,000	\$6,000	#Div/0!
Scholarships, Student Activities, and Waivers						
5909000	10 Tuition Refunds	\$5,593	\$12,000	\$12,000	\$0	0.00%
Sum of Scholarships, Student Activities,		\$5,593	\$12,000	\$12,000	\$0	0.00%
Net Total for Fire Science		\$525,624	\$494,732	\$513,543	\$18,811	3.80%
Dept: 01-1030-102026 Department Name: Education						
Salaries						
5103001	15 Instr Staff - Indep Study	\$225	\$1,999	\$1,999	\$0	0.00%
5103002	15 PT Stipends Fall Sprg Sum	\$6,953	\$5,150	\$5,304	\$154	2.99%
5103004	10 FT Instr Staff - Overload	\$3,420	\$0	\$0	\$0	#Num!
5103004	20 Non-Instructional Overload	\$7,477	\$3,639	\$3,639	\$0	0.00%
Sum of Salaries		\$18,075	\$10,788	\$10,942	\$154	1.43%
Fringe Benefits						
5201001	00 Employer GTL Medical Vision	\$1,341	\$0	\$0	\$0	#Num!
5209000	55 SURS College Insurance ER Cont	\$84	\$26	\$55	\$29	111.54%
Sum of Fringe Benefits		\$1,424	\$26	\$55	\$29	111.54%
Outsourced & Contractual Services						

Thru: 6/30/2024

<i>Object</i>	<i>Object Name</i>	<i>FY24 YTD</i>	<i>FY24 Budget</i>	<i>FY25 Budget</i>	<i>\$ Change</i>	<i>% Change</i>
5309000	15 Background Checks	(\$1,250)	\$3,150	\$3,150	\$0	0.00%
Sum of Outsourced & Contractual Servi		(\$1,250)	\$3,150	\$3,150	\$0	0.00%
Maintenance, Memberships, and Printing & Postage Supplies						
5401001	00 Office Supplies	\$84	\$180	\$180	\$0	0.00%
5401009	05 Supplies MCC Store	\$268	\$90	\$90	\$0	0.00%
5402000	00 Printing	\$0	\$25	\$25	\$0	0.00%
Sum of Maintenance, Memberships, and		\$352	\$295	\$295	\$0	0.00%
Net Total for Education		\$18,600	\$14,259	\$14,442	\$183	1.28%

Dept: 01-1030-102030 **Department Name: Automotive**

Salaries

5103001	00 FT Teaching Faculty	\$251,758	\$244,650	\$259,311	\$14,661	5.99%
5103001	10 FT Stipends Fall Spring Summer	\$0	\$200	\$0	(\$200)	-100.00%
5103001	15 Instr Staff - Indep Study	\$705	\$1,449	\$1,449	\$0	0.00%
5103002	05 PT Instructional Other	\$700	\$103	\$106	\$3	2.91%
5103002	10 PT Instr - Indep Study	\$0	\$258	\$266	\$8	3.10%
5103002	15 PT Stipends Fall Sprg Sum	\$36,311	\$30,900	\$31,827	\$927	3.00%
5103004	10 FT Instr Staff - Overload	\$60,373	\$40,000	\$40,000	\$0	0.00%
5103004	20 Non-Instructional Overload	\$17,330	\$17,246	\$34,492	\$17,246	100.00%
Sum of Salaries		\$367,177	\$334,806	\$367,451	\$32,645	9.75%

Fringe Benefits

5201001	00 Employer GTL Medical Vision	\$52,800	\$82,826	\$55,911	(\$26,915)	-32.50%
5209000	55 SURS College Insurance ER Cont	\$2,471	\$1,580	\$2,498	\$918	58.10%
Sum of Fringe Benefits		\$55,271	\$84,406	\$58,409	(\$25,997)	-30.80%

Outsourced & Contractual Services

5304000	10 Contract Maintenance Services	\$0	\$1,000	\$1,000	\$0	0.00%
5309000	20 Other Contractual Services	\$399	\$3,400	\$3,400	\$0	0.00%
Sum of Outsourced & Contractual Servi		\$399	\$4,400	\$4,400	\$0	0.00%

Maintenance, Memberships, and Printing & Postage Supplies

5401001	00 Office Supplies	\$358	\$0	\$0	\$0	#Num!
5401002	00 Instructional Supplies	\$12,729	\$16,000	\$20,000	\$4,000	25.00%
5401002	05 Testing Materials	\$598	\$0	\$0	\$0	#Num!
5401002	35 Supplies - General	\$0	\$0	\$0	\$0	#Num!
5401009	00 IT Technology Supplies	\$1,211	\$0	\$0	\$0	#Num!
5401009	05 Supplies MCC Store	\$0	\$270	\$250	(\$20)	-7.41%
5402000	00 Printing	\$0	\$135	\$250	\$115	85.19%
5404002	00 Computer Software	\$2,283	\$5,250	\$5,500	\$250	4.76%
5404004	00 Repair Materials & Supplies	\$2,313	\$22,470	\$22,470	\$0	0.00%

Thru: 6/30/2024

<i>Object</i>	<i>Object Name</i>	<i>FY24 YTD</i>	<i>FY24 Budget</i>	<i>FY25 Budget</i>	<i>\$ Change</i>	<i>% Change</i>
5406000	00 Publications & Dues	\$0	\$300	\$300	\$0	0.00%
5409000	00 Other Materials & Supplies	\$5,867	\$0	\$5,000	\$5,000	#Div/0!
Sum of Maintenance, Memberships, and		\$25,359	\$44,425	\$53,770	\$9,345	21.04%
Travel, Meeting, Professional Development, and Recruitment						
5501000	05 Meeting Expense In-District	\$547	\$359	\$350	(\$9)	-2.51%
5502000	05 In District Travel	\$0	\$36	\$100	\$64	177.78%
5502000	10 Out of District Travel	\$493	\$0	\$0	\$0	#Num!
5509000	15 Other Conf & Mtg Exp	\$0	\$50	\$50	\$0	0.00%
Sum of Travel, Meeting, Professional D		\$1,039	\$445	\$500	\$55	12.36%
Capital Outlay						
5809000	00 Other Capital Outlay	\$0	\$204,605	\$204,605	\$0	0.00%
Sum of Capital Outlay		\$0	\$204,605	\$204,605	\$0	0.00%
Net Total for Automotive		\$449,245	\$673,087	\$689,135	\$16,048	2.38%

Dept: 01-1030-102033 **Department Name: Graphic Arts**

Maintenance, Memberships, and Printing & Postage Supplies

5401001	00 Office Supplies	\$0	\$5,000	\$5,000	\$0	0.00%
5401009	05 Supplies MCC Store	\$0	\$500	\$500	\$0	0.00%
Sum of Maintenance, Memberships, and		\$0	\$5,500	\$5,500	\$0	0.00%
Net Total for Graphic Arts		\$0	\$5,500	\$5,500	\$0	0.00%

Dept: 01-1030-102034 **Department Name: Application Design & Development**

Salaries

5103001	00 FT Teaching Faculty	\$221,970	\$207,878	\$217,356	\$9,478	4.56%
5103001	10 FT Stipends Fall Spring Summer	(\$1,001)	\$0	\$0	\$0	#Num!
5103001	15 Instr Staff - Indep Study	\$640	\$3,732	\$3,732	\$0	0.00%
5103002	05 PT Instructional Other	\$0	\$515	\$530	\$15	2.91%
5103002	10 PT Instr - Indep Study	\$2,033	\$25,750	\$26,522	\$772	3.00%
5103002	15 PT Stipends Fall Sprg Sum	\$85,852	\$159,650	\$164,440	\$4,790	3.00%
5103004	10 FT Instr Staff - Overload	\$15,067	\$15,000	\$15,000	\$0	0.00%
5103004	20 Non-Instructional Overload	\$15,885	\$4,726	\$9,452	\$4,726	100.00%
Sum of Salaries		\$340,446	\$417,251	\$437,032	\$19,781	4.74%

Fringe Benefits

5201001	00 Employer GTL Medical Vision	\$23,478	\$26,130	\$25,204	(\$926)	-3.54%
5209000	55 SURS College Insurance ER Cont	\$1,814	\$2,044	\$3,206	\$1,162	56.85%
Sum of Fringe Benefits		\$25,292	\$28,174	\$28,410	\$236	0.84%

Outsourced & Contractual Services

Tuesday, September 10, 2024

Page 37 of 190

Thru: 6/30/2024

<i>Object</i>	<i>Object Name</i>	<i>FY24 YTD</i>	<i>FY24 Budget</i>	<i>FY25 Budget</i>	<i>\$ Change</i>	<i>% Change</i>
5309000	20 Other Contractual Services	\$0	\$4,700	\$4,700	\$0	0.00%
Sum of Outsourced & Contractual Servi		\$0	\$4,700	\$4,700	\$0	0.00%
Maintenance, Memberships, and Printing & Postage Supplies						
5401001	00 Office Supplies	\$0	\$800	\$500	(\$300)	-37.50%
5401002	00 Instructional Supplies	\$0	\$5,800	\$2,300	(\$3,500)	-60.34%
5401009	05 Supplies MCC Store	\$0	\$200	\$200	\$0	0.00%
5402000	00 Printing			\$500		
5404002	00 Computer Software	\$490	\$300	\$600	\$300	100.00%
5404003	00 Postage	\$306	\$0	\$0	\$0	#Num!
Sum of Maintenance, Memberships, and		\$797	\$7,100	\$4,100	(\$3,000)	-42.25%
Travel, Meeting, Professional Development, and Recruitment						
5502000	10 Out of District Travel	\$2,310	\$0	\$2,500	\$2,500	#Div/0!
Sum of Travel, Meeting, Professional D		\$2,310	\$0	\$2,500	\$2,500	#Div/0!
Net Total for Application Design & Dev		\$368,844	\$457,225	\$476,742	\$19,517	4.27%

Dept: 01-1030-102036 **Department Name: Engineering and Building Technology**

Salaries

5102001	00 FT Prof/Tech Staff	\$0	\$80,239	\$75,000	(\$5,239)	-6.53%
5103001	00 FT Teaching Faculty	\$138,197	\$137,082	\$142,343	\$5,261	3.84%
5103001	15 Instr Staff - Indep Study	\$1,125	\$0	\$0	\$0	#Num!
5103002	05 PT Instructional Other	\$0	\$258	\$266	\$8	3.10%
5103002	10 PT Instr - Indep Study	\$0	\$4,120	\$4,244	\$124	3.01%
5103002	15 PT Stipends Fall Sprg Sum	\$57,307	\$51,500	\$53,045	\$1,545	3.00%
5103004	10 FT Instr Staff - Overload	\$11,645	\$5,000	\$5,000	\$0	0.00%
5103004	20 Non-Instructional Overload	\$12,056	\$8,811	\$17,622	\$8,811	100.00%
Sum of Salaries		\$220,329	\$287,010	\$297,520	\$10,510	3.66%

Fringe Benefits

5201001	00 Employer GTL Medical Vision	\$23,027	\$49,539	\$51,826	\$2,287	4.62%
5209000	55 SURS College Insurance ER Cont	\$1,291	\$1,391	\$1,537	\$146	10.50%
Sum of Fringe Benefits		\$24,318	\$50,930	\$53,363	\$2,433	4.78%

Maintenance, Memberships, and Printing & Postage Supplies

5401001	00 Office Supplies	\$0	\$1,500	\$1,500	\$0	0.00%
5401002	00 Instructional Supplies	\$336	\$0	\$8,000	\$8,000	#Div/0!
5401009	05 Supplies MCC Store	\$0	\$100	\$0	(\$100)	-100.00%
5404002	00 Computer Software	\$4,300	\$3,500	\$6,300	\$2,800	80.00%
5406000	00 Publications & Dues	\$2,655	\$700	\$2,500	\$1,800	257.14%
Sum of Maintenance, Memberships, and		\$7,291	\$5,800	\$18,300	\$12,500	215.52%

Thru: 6/30/2024

<i>Object</i>	<i>Object Name</i>	<i>FY24 YTD</i>	<i>FY24 Budget</i>	<i>FY25 Budget</i>	<i>\$ Change</i>	<i>% Change</i>
Travel, Meeting, Professional Development, and Recruitment						
5502000	10 Out of District Travel			\$2,500		
Sum of Travel, Meeting, Professional D				\$2,500		
Net Total for Engineering and Buildin		\$251,938	\$343,740	\$371,683	\$27,943	8.13%
Dept: 01-1030-102040 Department Name: Applied Technology						
Salaries						
5103001	00 FT Teaching Faculty	\$201,444	\$178,658	\$188,241	\$9,583	5.36%
5103001	15 Instr Staff - Indep Study	\$960	\$3,399	\$3,399	\$0	0.00%
5103002	05 PT Instructional Other	\$350	\$0	\$0	\$0	#Num!
5103002	10 PT Instr - Indep Study	\$1,374	\$309	\$318	\$9	2.91%
5103002	15 PT Stipends Fall Sprg Sum	\$66,824	\$72,100	\$74,263	\$2,163	3.00%
5103004	10 FT Instr Staff - Overload	\$11,655	\$9,000	\$9,000	\$0	0.00%
5103004	20 Non-Instructional Overload	\$18,784	\$7,822	\$15,644	\$7,822	100.00%
Sum of Salaries		\$301,391	\$271,288	\$290,865	\$19,577	7.22%
Fringe Benefits						
5201001	00 Employer GTL Medical Vision	\$9,058	\$7,969	\$7,748	(\$221)	-2.77%
5209000	55 SURS College Insurance ER Cont	\$1,673	\$1,300	\$2,064	\$764	58.77%
Sum of Fringe Benefits		\$10,731	\$9,269	\$9,812	\$543	5.86%
Outsourced & Contractual Services						
5309000	20 Other Contractual Services	\$0	\$440	\$440	\$0	0.00%
Sum of Outsourced & Contractual Servi		\$0	\$440	\$440	\$0	0.00%
Maintenance, Memberships, and Printing & Postage Supplies						
5401001	00 Office Supplies	\$0	\$450	\$450	\$0	0.00%
5401002	00 Instructional Supplies	\$14,316	\$8,000	\$8,000	\$0	0.00%
5401002	05 Testing Materials	\$770	\$0	\$0	\$0	#Num!
5401002	35 Supplies - General	\$0	\$851	\$850	(\$1)	-0.12%
5401009	05 Supplies MCC Store	\$59	\$250	\$250	\$0	0.00%
5402000	00 Printing	\$0	\$300	\$300	\$0	0.00%
5404002	00 Computer Software	\$1,640	\$1,200	\$0	(\$1,200)	-100.00%
5404004	00 Repair Materials & Supplies	\$2,582	\$4,000	\$6,000	\$2,000	50.00%
5406000	00 Publications & Dues	\$223	\$100	\$900	\$800	800.00%
Sum of Maintenance, Memberships, and		\$19,591	\$15,151	\$16,750	\$1,599	10.55%
Travel, Meeting, Professional Development, and Recruitment						
5501000	05 Meeting Expense In-District	\$102	\$80	\$80	\$0	0.00%
5502000	10 Out of District Travel			\$2,500		
Sum of Travel, Meeting, Professional D		\$102	\$80	\$2,580	\$2,500	3125.00%

Thru: 6/30/2024

<i>Object</i>	<i>Object Name</i>	<i>FY24 YTD</i>	<i>FY24 Budget</i>	<i>FY25 Budget</i>	<i>\$ Change</i>	<i>% Change</i>
Net Total for Applied Technology		\$331,815	\$296,228	\$320,447	\$24,219	8.18%

Dept: 01-1030-102042 Department Name: Constr Mgmt Tech

Salaries

5103001	15 Instr Staff - Indep Study	\$240	\$1,200	\$1,200	\$0	0.00%
5103002	15 PT Stipends Fall Sprg Sum	\$0	\$5,150	\$5,304	\$154	2.99%
5103004	10 FT Instr Staff - Overload	\$0	\$5,000	\$5,000	\$0	0.00%
Sum of Salaries		\$240	\$11,350	\$11,504	\$154	1.36%

Fringe Benefits

5201001	00 Employer GTL Medical Vision	\$318	\$0	\$0	\$0	#Num!
5209000	55 SURS College Insurance ER Cont	\$20	\$51	\$87	\$36	70.59%
Sum of Fringe Benefits		\$338	\$51	\$87	\$36	70.59%

Maintenance, Memberships, and Printing & Postage Supplies

5401001	00 Office Supplies	\$0	\$500	\$0	(\$500)	-100.00%
5401002	00 Instructional Supplies	\$2,100	\$900	\$3,200	\$2,300	255.56%
5406000	00 Publications & Dues	\$0	\$150	\$1,000	\$850	566.67%
Sum of Maintenance, Memberships, and		\$2,100	\$1,550	\$4,200	\$2,650	170.97%

Travel, Meeting, Professional Development, and Recruitment

5501000	05 Meeting Expense In-District	\$612	\$0	\$0	\$0	#Num!
Sum of Travel, Meeting, Professional D		\$612	\$0	\$0	\$0	#Num!

Net Total for Constr Mgmt Tech \$3,290 \$12,951 \$15,791 \$2,840 21.93%

Dept: 01-1030-102044 Department Name: College & Career Readiness

Salaries

5101001	00 FT Administrative Staff	\$95,697	\$95,697	\$98,568	\$2,871	3.00%
5102001	00 FT Prof/Tech Staff	\$152,379	\$172,154	\$167,565	(\$4,589)	-2.67%
5103001	10 FT Stipends Fall Spring Summer	\$109,321	\$39,000	\$110,000	\$71,000	182.05%
5103002	15 PT Stipends Fall Sprg Sum	\$15,155	\$98,247	\$30,000	(\$68,247)	-69.46%
5103004	20 Non-Instructional Overload	\$1,511	\$0	\$0	\$0	#Num!
Sum of Salaries		\$374,063	\$405,098	\$406,133	\$1,035	0.26%

Fringe Benefits

5201001	00 Employer GTL Medical Vision	\$31,872	\$38,961	\$28,801	(\$10,160)	-26.08%
5209000	55 SURS College Insurance ER Cont	\$2,748	\$1,091	\$2,754	\$1,663	152.43%
Sum of Fringe Benefits		\$34,619	\$40,052	\$31,555	(\$8,497)	-21.21%

Outsourced & Contractual Services

5309000	20 Other Contractual Services	\$2,636	\$0	\$6,000	\$6,000	#Div/0!
---------	-------------------------------	---------	-----	---------	---------	---------

Thru: 6/30/2024

<i>Object</i>	<i>Object Name</i>	<i>FY24 YTD</i>	<i>FY24 Budget</i>	<i>FY25 Budget</i>	<i>\$ Change</i>	<i>% Change</i>
Sum of Outsourced & Contractual Servi		\$2,636	\$0	\$6,000	\$6,000	#Div/0!
Maintenance, Memberships, and Printing & Postage Supplies						
5401001	00 Office Supplies	\$195	\$300	\$300	\$0	0.00%
5401009	05 Supplies MCC Store	\$236	\$50	\$50	\$0	0.00%
5402000	00 Printing	\$0	\$350	\$1,000	\$650	185.71%
5406000	00 Publications & Dues	\$810	\$710	\$710	\$0	0.00%
5407000	00 Advertising			\$15,000		
5408000	05 Food Purchases	\$4,891	\$700	\$16,000	\$15,300	2185.71%
5409000	00 Other Materials & Supplies	\$303	\$0	\$0	\$0	#Num!
Sum of Maintenance, Memberships, and		\$6,435	\$2,110	\$33,060	\$30,950	1466.82%
Travel, Meeting, Professional Development, and Recruitment						
5501000	05 Meeting Expense In-District	\$325	\$0	\$2,000	\$2,000	#Div/0!
5502000	05 In District Travel	\$2,926	\$600	\$1,000	\$400	66.67%
5502000	10 Out of District Travel	\$209	\$0	\$0	\$0	#Num!
5509000	15 Other Conf & Mtg Exp	\$26	\$5,200	\$5,200	\$0	0.00%
Sum of Travel, Meeting, Professional D		\$3,486	\$5,800	\$8,200	\$2,400	41.38%
Scholarships, Student Activities, and Waivers						
5902000	10 Scholarships			\$10,000		
Sum of Scholarships, Student Activities,				\$10,000		
Net Total for College & Career Readin		\$421,239	\$453,060	\$494,948	\$41,888	9.25%
Dept: 01-1030-102050 Department Name: Welding Credit Program						
Salaries						
5103001	00 FT Teaching Faculty	\$108,948	\$108,842	\$183,480	\$74,638	68.57%
5103002	05 PT Instructional Other	\$175	\$10,300	\$10,609	\$309	3.00%
5103002	15 PT Stipends Fall Sprg Sum	\$42,483	\$51,500	\$53,045	\$1,545	3.00%
5103004	10 FT Instr Staff - Overload	\$35,495	\$2,000	\$2,000	\$0	0.00%
5103004	20 Non-Instructional Overload	\$2,350	\$0	\$0	\$0	#Num!
Sum of Salaries		\$189,451	\$172,642	\$249,134	\$76,492	44.31%
Fringe Benefits						
5201001	00 Employer GTL Medical Vision	\$6,915	\$8,265	\$33,031	\$24,766	299.65%
5209000	55 SURS College Insurance ER Cont	\$1,090	\$864	\$1,335	\$471	54.51%
Sum of Fringe Benefits		\$8,006	\$9,129	\$34,366	\$25,237	276.45%
Outsourced & Contractual Services						
5304000	10 Contract Maintenance Services	\$16,199	\$0	\$19,200	\$19,200	#Div/0!
Sum of Outsourced & Contractual Servi		\$16,199	\$0	\$19,200	\$19,200	#Div/0!

Thru: 6/30/2024

<i>Object</i>	<i>Object Name</i>	<i>FY24 YTD</i>	<i>FY24 Budget</i>	<i>FY25 Budget</i>	<i>\$ Change</i>	<i>% Change</i>
Maintenance, Memberships, and Printing & Postage Supplies						
5401002	00 Instructional Supplies	\$31,796	\$40,000	\$40,000	\$0	0.00%
5401002	35 Supplies - General	\$151	\$1,500	\$1,500	\$0	0.00%
5404004	00 Repair Materials & Supplies	\$25	\$1,000	\$2,500	\$1,500	150.00%
5406000	00 Publications & Dues			\$273		
5409000	00 Other Materials & Supplies	\$416	\$0	\$0	\$0	#Num!
Sum of Maintenance, Memberships, and		\$32,388	\$42,500	\$44,273	\$1,773	4.17%
Travel, Meeting, Professional Development, and Recruitment						
5502000	05 In District Travel	\$0	\$500	\$500	\$0	0.00%
5502000	10 Out of District Travel			\$2,500		
5509000	15 Other Conf & Mtg Exp	\$2,885	\$0	\$3,300	\$3,300	#Div/0!
Sum of Travel, Meeting, Professional D		\$2,885	\$500	\$6,300	\$5,800	1160.00%
Fixed Charges, Rental, Property Insurance, and Debt Retirement						
5601000	00 Rental - Facilities	\$33,200	\$30,000	\$30,000	\$0	0.00%
Sum of Fixed Charges, Rental, Property		\$33,200	\$30,000	\$30,000	\$0	0.00%
Utilities						
5709000	00 Utilities - General	\$8,198	\$4,000	\$4,000	\$0	0.00%
Sum of Utilities		\$8,198	\$4,000	\$4,000	\$0	0.00%
Net Total for Welding Credit Program		\$290,326	\$258,771	\$387,273	\$128,502	49.66%
Dept: 01-1030-102055 Department Name: HVAC						
Salaries						
5103001	00 FT Teaching Faculty	\$23,217	\$0	\$102,605	\$102,605	#Div/0!
Sum of Salaries		\$23,217	\$0	\$102,605	\$102,605	#Div/0!
Fringe Benefits						
5201001	00 Employer GTL Medical Vision	\$4,885	\$0	\$25,000	\$25,000	#Div/0!
Sum of Fringe Benefits		\$4,885	\$0	\$25,000	\$25,000	#Div/0!
Maintenance, Memberships, and Printing & Postage Supplies						
5401001	00 Office Supplies			\$200		
5401002	00 Instructional Supplies			\$10,000		
5401002	35 Supplies - General			\$200		
5401009	05 Supplies MCC Store			\$150		
5402000	00 Printing			\$500		
5404002	00 Computer Software			\$500		
5404004	00 Repair Materials & Supplies			\$1,000		
5406000	00 Publications & Dues			\$500		

Thru: 6/30/2024

<i>Object</i>	<i>Object Name</i>	<i>FY24 YTD</i>	<i>FY24 Budget</i>	<i>FY25 Budget</i>	<i>\$ Change</i>	<i>% Change</i>
Sum of Maintenance, Memberships, and				\$13,050		
Travel, Meeting, Professional Development, and Recruitment						
5501000	05 Meeting Expense In-District			\$1,000		
Sum of Travel, Meeting, Professional D				\$1,000		
Net Total for HVAC		\$28,101	\$0	\$141,655	\$141,655	#Div/0!

Dept: 01-1030-103015 **Department Name: Health Information Technology**

Salaries

5101001	00 FT Administrative Staff	\$122,529	\$118,098	\$126,690	\$8,592	7.28%
5103001	00 FT Teaching Faculty	\$94,716	\$94,624	\$97,557	\$2,933	3.10%
5103002	10 PT Instr - Indep Study	\$0	\$515	\$530	\$15	2.91%
5103002	15 PT Stipends Fall Sprg Sum	\$37,314	\$10,300	\$10,609	\$309	3.00%
5103004	10 FT Instr Staff - Overload	\$28,004	\$11,000	\$11,000	\$0	0.00%
Sum of Salaries		\$282,563	\$234,537	\$246,386	\$11,849	5.05%

Fringe Benefits

5201001	00 Employer GTL Medical Vision	\$33,985	\$44,264	\$42,798	(\$1,466)	-3.31%
5209000	55 SURS College Insurance ER Cont	\$1,873	\$1,173	\$1,848	\$675	57.54%
Sum of Fringe Benefits		\$35,858	\$45,437	\$44,646	(\$791)	-1.74%

Outsourced & Contractual Services

5309000	15 Background Checks	\$450	\$700	\$700	\$0	0.00%
Sum of Outsourced & Contractual Servi		\$450	\$700	\$700	\$0	0.00%

Maintenance, Memberships, and Printing & Postage Supplies

5401001	00 Office Supplies	\$203	\$200	\$200	\$0	0.00%
5402000	00 Printing	\$0	\$100	\$100	\$0	0.00%
5406000	00 Publications & Dues	\$5,838	\$6,500	\$6,500	\$0	0.00%
5407000	00 Advertising	\$534	\$180	\$180	\$0	0.00%
Sum of Maintenance, Memberships, and		\$6,575	\$6,980	\$6,980	\$0	0.00%

Travel, Meeting, Professional Development, and Recruitment

5501000	05 Meeting Expense In-District	\$0	\$180	\$180	\$0	0.00%
5509000	15 Other Conf & Mtg Exp	\$0	\$3,000	\$3,000	\$0	0.00%
Sum of Travel, Meeting, Professional D		\$0	\$3,180	\$3,180	\$0	0.00%

Net Total for Health Information Tech \$325,445 \$290,834 \$301,892 \$11,058 3.80%

Dept: 01-1040-103010 **Department Name: Nursing Program**

Salaries

5101001	00 FT Administrative Staff	\$199,867	\$199,867	\$205,863	\$5,996	3.00%
---------	----------------------------	-----------	-----------	-----------	---------	-------

Thru: 6/30/2024

<i>Object</i>	<i>Object Name</i>	<i>FY24 YTD</i>	<i>FY24 Budget</i>	<i>FY25 Budget</i>	<i>\$ Change</i>	<i>% Change</i>
5103001	00 FT Teaching Faculty	\$323,408	\$465,647	\$449,867	(\$15,780)	-3.39%
5103001	10 FT Stipends Fall Spring Summer	\$4,000	\$1,000	\$0	(\$1,000)	-100.00%
5103002	05 PT Instructional Other	\$500	\$0	\$0	\$0	#Num!
5103002	15 PT Stipends Fall Sprg Sum	\$105,070	\$82,400	\$84,872	\$2,472	3.00%
5103004	10 FT Instr Staff - Overload	\$43,415	\$35,000	\$35,000	\$0	0.00%
5103004	20 Non-Instructional Overload	\$6,756	\$6,836	\$13,836	\$7,000	102.40%
Sum of Salaries		\$683,017	\$790,750	\$789,438	(\$1,312)	-0.17%
Fringe Benefits						
5201001	00 Employer GTL Medical Vision	\$49,069	\$128,809	\$85,257	(\$43,552)	-33.81%
5209000	55 SURS College Insurance ER Cont	\$4,336	\$3,315	\$5,282	\$1,967	59.34%
Sum of Fringe Benefits		\$53,405	\$132,124	\$90,539	(\$41,585)	-31.47%
Outsourced & Contractual Services						
5309000	15 Background Checks	\$1,632	\$5,900	\$5,900	\$0	0.00%
5309000	20 Other Contractual Services	\$7,137	\$7,045	\$7,045	\$0	0.00%
Sum of Outsourced & Contractual Servi		\$8,769	\$12,945	\$12,945	\$0	0.00%
Maintenance, Memberships, and Printing & Postage Supplies						
5401001	00 Office Supplies	\$339	\$900	\$900	\$0	0.00%
5401002	35 Supplies - General	\$15,346	\$19,000	\$19,000	\$0	0.00%
5401009	05 Supplies MCC Store	\$220	\$180	\$200	\$20	11.11%
5402000	00 Printing	\$159	\$300	\$500	\$200	66.67%
5404003	00 Postage	\$30	\$0	\$0	\$0	#Num!
5406000	00 Publications & Dues	\$6,110	\$11,000	\$11,000	\$0	0.00%
Sum of Maintenance, Memberships, and		\$22,205	\$31,380	\$31,600	\$220	0.70%
Travel, Meeting, Professional Development, and Recruitment						
5501000	05 Meeting Expense In-District	\$148	\$100	\$100	\$0	0.00%
5502000	10 Out of District Travel	\$0	\$300	\$2,000	\$1,700	566.67%
Sum of Travel, Meeting, Professional D		\$148	\$400	\$2,100	\$1,700	425.00%
Net Total for Nursing Program		\$767,544	\$967,599	\$926,622	(\$40,977)	-4.23%

Dept: 01-1040-103020 **Department Name:** Occ. Therapy

Salaries

5101001	00 FT Administrative Staff	\$29,231	\$111,721	\$0	(\$111,721)	-100.00%
5103001	00 FT Teaching Faculty	\$174,219	\$85,799	\$179,445	\$93,646	109.15%
5103001	10 FT Stipends Fall Spring Summer	\$1,600	\$0	\$0	\$0	#Num!
5103002	05 PT Instructional Other	\$550	\$0	\$0	\$0	#Num!
5103002	15 PT Stipends Fall Sprg Sum	\$19,975	\$20,600	\$21,218	\$618	3.00%
5103004	10 FT Instr Staff - Overload	\$2,462	\$1,000	\$1,000	\$0	0.00%
5103004	20 Non-Instructional Overload	\$1,567	\$0	\$0	\$0	#Num!

Thru: 6/30/2024

<i>Object</i>	<i>Object Name</i>	<i>FY24 YTD</i>	<i>FY24 Budget</i>	<i>FY25 Budget</i>	<i>\$ Change</i>	<i>% Change</i>
Sum of Salaries		\$229,604	\$219,120	\$201,663	(\$17,457)	-7.97%
Fringe Benefits						
5201001	00 Employer GTL Medical Vision	\$36,964	\$51,542	\$34,616	(\$16,926)	-32.84%
5209000	55 SURS College Insurance ER Cont	\$1,547	\$1,096	\$2,175	\$1,079	98.45%
Sum of Fringe Benefits		\$38,511	\$52,638	\$36,791	(\$15,847)	-30.11%
Outsourced & Contractual Services						
5309000	15 Background Checks	\$1,105	\$2,400	\$4,800	\$2,400	100.00%
5309000	20 Other Contractual Services	\$1,075	\$900	\$1,800	\$900	100.00%
Sum of Outsourced & Contractual Servi		\$2,180	\$3,300	\$6,600	\$3,300	100.00%
Maintenance, Memberships, and Printing & Postage Supplies						
5401001	00 Office Supplies	\$226	\$500	\$500	\$0	0.00%
5401002	00 Instructional Supplies	\$98	\$0	\$0	\$0	#Num!
5401002	35 Supplies - General	\$3,500	\$3,500	\$2,500	(\$1,000)	-28.57%
5401009	05 Supplies MCC Store	\$1,370	\$500	\$1,000	\$500	100.00%
5402000	00 Printing	\$300	\$300	\$200	(\$100)	-33.33%
5404001	00 Audio/Visual Materials	\$250	\$250	\$200	(\$50)	-20.00%
5404002	00 Computer Software	\$250	\$250	\$200	(\$50)	-20.00%
5406000	00 Publications & Dues	\$5,941	\$5,800	\$5,800	\$0	0.00%
Sum of Maintenance, Memberships, and		\$11,935	\$11,100	\$10,400	(\$700)	-6.31%
Travel, Meeting, Professional Development, and Recruitment						
5502000	05 In District Travel	\$269	\$700	\$500	(\$200)	-28.57%
5502000	10 Out of District Travel	\$2,311	\$1,500	\$500	(\$1,000)	-66.67%
5509000	15 Other Conf & Mtg Exp	\$1,276	\$200	\$200	\$0	0.00%
Sum of Travel, Meeting, Professional D		\$3,856	\$2,400	\$1,200	(\$1,200)	-50.00%
Net Total for Occ. Therapy		\$286,085	\$288,558	\$256,654	(\$31,904)	-11.06%

Dept: 01-1040-103025 Department Name: Physical Therapy Assistant

Salaries

5101001	00 FT Administrative Staff	\$87,885	\$87,292	\$91,353	\$4,061	4.65%
5103001	00 FT Teaching Faculty	\$97,660	\$91,682	\$97,557	\$5,875	6.41%
5103001	10 FT Stipends Fall Spring Summer	\$2,000	\$0	\$0	\$0	#Num!
5103002	15 PT Stipends Fall Sprg Sum	\$9,032	\$1,030	\$1,061	\$31	3.01%
5103004	10 FT Instr Staff - Overload	\$1,455	\$0	\$0	\$0	#Num!
5103004	20 Non-Instructional Overload	\$6,990	\$8,425	\$16,850	\$8,425	100.00%
Sum of Salaries		\$205,022	\$188,429	\$206,821	\$18,392	9.76%

Fringe Benefits

5201001	00 Employer GTL Medical Vision	\$23,767	\$180	\$25,020	\$24,840	13800.00%
---------	--------------------------------	----------	-------	----------	----------	-----------

Thru: 6/30/2024

<i>Object</i>	<i>Object Name</i>	<i>FY24 YTD</i>	<i>FY24 Budget</i>	<i>FY25 Budget</i>	<i>\$ Change</i>	<i>% Change</i>
5209000	55 SURS College Insurance ER Cont	\$1,491	\$1,357	\$2,157	\$800	58.95%
Sum of Fringe Benefits		\$25,258	\$1,537	\$27,177	\$25,640	1668.18%
Outsourced & Contractual Services						
5309000	15 Background Checks	\$1,403	\$1,500	\$1,500	\$0	0.00%
5309000	20 Other Contractual Services	\$3,116	\$1,850	\$1,850	\$0	0.00%
Sum of Outsourced & Contractual Servi		\$4,519	\$3,350	\$3,350	\$0	0.00%
Maintenance, Memberships, and Printing & Postage Supplies						
5401001	00 Office Supplies	\$0	\$200	\$200	\$0	0.00%
5401002	00 Instructional Supplies	\$1,159	\$500	\$500	\$0	0.00%
5401002	35 Supplies - General	\$521	\$500	\$500	\$0	0.00%
5401009	05 Supplies MCC Store	\$465	\$500	\$500	\$0	0.00%
5402000	00 Printing	\$0	\$250	\$250	\$0	0.00%
5406000	00 Publications & Dues	\$8,161	\$7,500	\$7,500	\$0	0.00%
5407000	00 Advertising	\$240	\$250	\$250	\$0	0.00%
Sum of Maintenance, Memberships, and		\$10,546	\$9,700	\$9,700	\$0	0.00%
Travel, Meeting, Professional Development, and Recruitment						
5501000	05 Meeting Expense In-District	\$0	\$250	\$250	\$0	0.00%
5509000	15 Other Conf & Mtg Exp	\$196	\$1,500	\$1,500	\$0	0.00%
Sum of Travel, Meeting, Professional D		\$196	\$1,750	\$1,750	\$0	0.00%
Net Total for Physical Therapy Assista		\$245,540	\$204,766	\$248,798	\$44,032	21.50%

Dept: 01-1040-103030 Department Name: Nurse Assistant Ed

Salaries

5103001	00 FT Teaching Faculty	\$124,161	\$124,041	\$127,886	\$3,845	3.10%
5103001	10 FT Stipends Fall Spring Summer	\$400	\$0	\$0	\$0	#Num!
5103002	05 PT Instructional Other	\$720	\$1,236	\$1,273	\$37	2.99%
5103002	15 PT Stipends Fall Sprg Sum	\$132,746	\$164,800	\$169,744	\$4,944	3.00%
5103004	10 FT Instr Staff - Overload	\$19,738	\$5,000	\$5,000	\$0	0.00%
5103004	20 Non-Instructional Overload	\$6,618	\$0	\$7,000	\$7,000	#Div/0!
Sum of Salaries		\$284,383	\$295,077	\$310,903	\$15,826	5.36%

Fringe Benefits

5201001	00 Employer GTL Medical Vision	\$19,391	\$22,132	\$21,503	(\$629)	-2.84%
5209000	55 SURS College Insurance ER Cont	\$1,138	\$1,475	\$2,280	\$805	54.58%
Sum of Fringe Benefits		\$20,529	\$23,607	\$23,783	\$176	0.75%

Outsourced & Contractual Services

5309000	15 Background Checks	\$5,301	\$9,000	\$9,000	\$0	0.00%
5309000	20 Other Contractual Services	\$481	\$1,000	\$1,000	\$0	0.00%

Thru: 6/30/2024

<i>Object</i>	<i>Object Name</i>	<i>FY24 YTD</i>	<i>FY24 Budget</i>	<i>FY25 Budget</i>	<i>\$ Change</i>	<i>% Change</i>
Sum of Outsourced & Contractual Servi		\$5,782	\$10,000	\$10,000	\$0	0.00%
Maintenance, Memberships, and Printing & Postage Supplies						
5401001	00 Office Supplies	\$38	\$350	\$300	(\$50)	-14.29%
5401002	35 Supplies - General	\$4,787	\$3,000	\$3,000	\$0	0.00%
5401009	05 Supplies MCC Store	\$0	\$200	\$200	\$0	0.00%
5402000	00 Printing	\$0	\$200	\$200	\$0	0.00%
Sum of Maintenance, Memberships, and		\$4,825	\$3,750	\$3,700	(\$50)	-1.33%
Capital Outlay						
5806000	00 Equipment - Instructional	\$0	\$0	\$0	\$0	#Num!
Sum of Capital Outlay		\$0	\$0	\$0	\$0	#Num!
Net Total for Nurse Assistant Ed		\$315,519	\$332,434	\$348,386	\$15,952	4.80%

Dept: 01-1040-103040 **Department Name: HFE**

Salaries

5103001	00 FT Teaching Faculty	\$213,970	\$213,762	\$220,388	\$6,626	3.10%
5103001	10 FT Stipends Fall Spring Summer	\$0	\$350	\$0	(\$350)	-100.00%
5103001	15 Instr Staff - Indep Study	\$3,750	\$5,356	\$5,356	\$0	0.00%
5103002	05 PT Instructional Other	\$625	\$1,030	\$1,061	\$31	3.01%
5103002	10 PT Instr - Indep Study	\$10,843	\$15,450	\$15,914	\$464	3.00%
5103002	15 PT Stipends Fall Sprg Sum	\$119,559	\$77,250	\$79,568	\$2,318	3.00%
5103004	10 FT Instr Staff - Overload	\$18,793	\$10,000	\$10,000	\$0	0.00%
5103004	20 Non-Instructional Overload	\$19,083	\$6,736	\$14,736	\$8,000	118.76%
Sum of Salaries		\$386,622	\$329,934	\$347,023	\$17,089	5.18%

Fringe Benefits

5201001	00 Employer GTL Medical Vision	\$34,766	\$36,790	\$35,737	(\$1,053)	-2.86%
5209000	55 SURS College Insurance ER Cont	\$1,922	\$1,587	\$2,492	\$905	57.03%
Sum of Fringe Benefits		\$36,688	\$38,377	\$38,229	(\$148)	-0.39%

Outsourced & Contractual Services

5309000	20 Other Contractual Services	\$1,116	\$630	\$630	\$0	0.00%
Sum of Outsourced & Contractual Servi		\$1,116	\$630	\$630	\$0	0.00%

Maintenance, Memberships, and Printing & Postage Supplies

5401001	00 Office Supplies	\$190	\$0	\$0	\$0	#Num!
5401002	00 Instructional Supplies	\$1,680	\$1,000	\$1,000	\$0	0.00%
5401002	35 Supplies - General	\$924	\$500	\$500	\$0	0.00%
5401009	05 Supplies MCC Store	\$55	\$270	\$270	\$0	0.00%
5402000	00 Printing	\$0	\$250	\$250	\$0	0.00%
5404001	00 Audio/Visual Materials	\$0	\$135	\$135	\$0	0.00%

Thru: 6/30/2024

<i>Object</i>	<i>Object Name</i>	<i>FY24 YTD</i>	<i>FY24 Budget</i>	<i>FY25 Budget</i>	<i>\$ Change</i>	<i>% Change</i>
5406000 00	Publications & Dues	\$140	\$225	\$225	\$0	0.00%
Sum of Maintenance, Memberships, and		\$2,989	\$2,380	\$2,380	\$0	0.00%
Travel, Meeting, Professional Development, and Recruitment						
5501000 05	Meeting Expense In-District	\$0	\$300	\$300	\$0	0.00%
5509000 15	Other Conf & Mtg Exp	\$484	\$485	\$485	\$0	0.00%
Sum of Travel, Meeting, Professional D		\$484	\$785	\$785	\$0	0.00%
Net Total for HFE		\$427,899	\$372,106	\$389,047	\$16,941	4.55%

Dept: 01-1060-902014 **Department Name: State Basic Adult Ed**

Travel, Meeting, Professional Development, and Recruitment

5502000 05	In District Travel	\$0	\$0	\$0	\$0	#Num!
5502000 10	Out of District Travel	\$0	\$0	\$0	\$0	#Num!
Sum of Travel, Meeting, Professional D		\$0	\$0	\$0	\$0	#Num!
Net Total for State Basic Adult Ed		\$0	\$0	\$0	\$0	#Num!

Dept: 01-2010-000000 **Department Name: General**

Fringe Benefits

5299900 50	State Allocated SURS	\$987,373	\$0	\$0	\$0	#Num!
Sum of Fringe Benefits		\$987,373	\$0	\$0	\$0	#Num!
Net Total for General		\$987,373	\$0	\$0	\$0	#Num!

Dept: 01-2010-202010 **Department Name: Library**

Salaries

5101001 00	FT Administrative Staff	\$101,019	\$100,000	\$105,060	\$5,060	5.06%
5102001 00	FT Prof/Tech Staff	\$46,393	\$47,646	\$47,647	\$1	0.00%
5103001 10	FT Stipends Fall Spring Summer	\$17,315	\$7,000	\$0	(\$7,000)	-100.00%
5103002 05	PT Instructional Other	\$43,085	\$77,250	\$79,568	\$2,318	3.00%
5105001 00	FT Academic Support	\$161,459	\$158,207	\$166,303	\$8,096	5.12%
5105002 00	PT Academic Support	\$0	\$30,000	\$0	(\$30,000)	-100.00%
5106001 00	FT Clerical Staff	\$39,520	\$40,000	\$40,706	\$706	1.76%
5106002 00	PT Clerical Staff	\$31,521	\$27,931	\$16,490	(\$11,441)	-40.96%
Sum of Salaries		\$440,312	\$488,034	\$455,774	(\$32,260)	-6.61%

Fringe Benefits

5201001 00	Employer GTL Medical Vision	\$92,376	\$112,923	\$91,508	(\$21,415)	-18.96%
5209000 55	SURS College Insurance ER Cont	\$2,763	\$1,548	\$3,418	\$1,870	120.80%
Sum of Fringe Benefits		\$95,139	\$114,471	\$94,926	(\$19,545)	-17.07%

Outsourced & Contractual Services

Tuesday, September 10, 2024

Page 48 of 190

Thru: 6/30/2024

<i>Object</i>	<i>Object Name</i>	<i>FY24 YTD</i>	<i>FY24 Budget</i>	<i>FY25 Budget</i>	<i>\$ Change</i>	<i>% Change</i>
5309000	20 Other Contractual Services			\$19,000		
Sum of Outsourced & Contractual Servi				\$19,000		
Maintenance, Memberships, and Printing & Postage Supplies						
5401001	00 Office Supplies	\$3,727	\$3,000	\$3,000	\$0	0.00%
5401009	00 IT Technology Supplies	\$260	\$0	\$2,000	\$2,000	#Div/0!
5401009	05 Supplies MCC Store	\$4	\$150	\$50	(\$100)	-66.67%
5402000	00 Printing	\$33	\$200	\$50	(\$150)	-75.00%
5404001	00 Audio/Visual Materials			\$1,600		
5405000	05 Books	\$7,673	\$5,000	\$20,000	\$15,000	300.00%
5406000	00 Publications & Dues	\$109,385	\$120,000	\$112,000	(\$8,000)	-6.67%
5406000	05 Continuations	\$1,530	\$0	\$0	\$0	#Num!
5406000	10 Periodicals	\$2,440	\$7,000	\$4,500	(\$2,500)	-35.71%
5407000	00 Advertising	\$440	\$0	\$1,000	\$1,000	#Div/0!
Sum of Maintenance, Memberships, and		\$125,491	\$135,350	\$144,200	\$8,850	6.54%
Travel, Meeting, Professional Development, and Recruitment						
5501000	05 Meeting Expense In-District	\$0	\$200	\$1,200	\$1,000	500.00%
5509000	15 Other Conf & Mtg Exp	\$837	\$300	\$800	\$500	166.67%
Sum of Travel, Meeting, Professional D		\$837	\$500	\$2,000	\$1,500	300.00%
Net Total for Library		\$661,779	\$738,355	\$715,900	(\$22,455)	-3.04%

Dept: 01-2010-202015 **Department Name:** Art Gallery

Salaries

5102001	00 FT Prof/Tech Staff	\$51,698	\$49,236	\$53,249	\$4,013	8.15%
Sum of Salaries		\$51,698	\$49,236	\$53,249	\$4,013	8.15%

Fringe Benefits

5201001	00 Employer GTL Medical Vision	\$21,412	\$21,538	\$20,927	(\$611)	-2.84%
5209000	55 SURS College Insurance ER Cont	\$402	\$246	\$399	\$153	62.20%
Sum of Fringe Benefits		\$21,814	\$21,784	\$21,326	(\$458)	-2.10%

Outsourced & Contractual Services

5304000	05 Contractual Services			\$5,000		
5308000	00 Instructional Services	\$1,534	\$1,000	\$1,000	\$0	0.00%
Sum of Outsourced & Contractual Servi		\$1,534	\$1,000	\$6,000	\$5,000	500.00%

Maintenance, Memberships, and Printing & Postage Supplies

5401001	00 Office Supplies	\$1,178	\$1,000	\$1,000	\$0	0.00%
5401009	05 Supplies MCC Store	\$0	\$144	\$144	\$0	0.00%
5402000	00 Printing	\$0	\$45	\$45	\$0	0.00%
5404003	00 Postage	\$0	\$90	\$90	\$0	0.00%

Tuesday, September 10, 2024

Page 49 of 190

Thru: 6/30/2024

<i>Object</i>	<i>Object Name</i>	<i>FY24 YTD</i>	<i>FY24 Budget</i>	<i>FY25 Budget</i>	<i>\$ Change</i>	<i>% Change</i>
5406000	00 Publications & Dues	\$0	\$90	\$90	\$0	0.00%
Sum of Maintenance, Memberships, and		\$1,178	\$1,369	\$1,369	\$0	0.00%
Travel, Meeting, Professional Development, and Recruitment						
5501000	05 Meeting Expense In-District	\$981	\$147	\$147	\$0	0.00%
5502000	10 Out of District Travel	\$329	\$200	\$200	\$0	0.00%
5509000	15 Other Conf & Mtg Exp	\$278	\$500	\$500	\$0	0.00%
Sum of Travel, Meeting, Professional D		\$1,588	\$847	\$847	\$0	0.00%
Net Total for Art Gallery		\$77,812	\$74,236	\$82,791	\$8,555	11.52%

Dept: 01-2020-201025 **Department Name: Learning Support Services**

Salaries

5102001	00 FT Prof/Tech Staff	\$203,561	\$212,245	\$218,614	\$6,369	3.00%
5102002	00 PT Prof/Technical Staff	\$256,594	\$0	\$0	\$0	#Num!
5103002	05 PT Instructional Other	\$0	\$200,135	\$261,139	\$61,004	30.48%
Sum of Salaries		\$460,155	\$412,380	\$479,753	\$67,373	16.34%

Fringe Benefits

5201001	00 Employer GTL Medical Vision	\$22,273	\$22,917	\$22,271	(\$646)	-2.82%
5209000	55 SURS College Insurance ER Cont	\$1,319	\$895	\$3,186	\$2,291	255.98%
Sum of Fringe Benefits		\$23,592	\$23,812	\$25,457	\$1,645	6.91%

Outsourced & Contractual Services

5309000	20 Other Contractual Services	\$161	\$6,500	\$3,000	(\$3,500)	-53.85%
Sum of Outsourced & Contractual Servi		\$161	\$6,500	\$3,000	(\$3,500)	-53.85%

Maintenance, Memberships, and Printing & Postage Supplies

5401001	00 Office Supplies	\$2,847	\$2,500	\$3,000	\$500	20.00%
5401009	00 IT Technology Supplies	\$811	\$0	\$3,000	\$3,000	#Div/0!
5401009	05 Supplies MCC Store	\$355	\$500	\$300	(\$200)	-40.00%
5402000	00 Printing	\$7	\$600	\$100	(\$500)	-83.33%
5404002	00 Computer Software	\$40	\$0	\$0	\$0	#Num!
5406000	00 Publications & Dues	\$0	\$1,000	\$0	(\$1,000)	-100.00%
5407000	00 Advertising	\$184	\$0	\$1,000	\$1,000	#Div/0!
5408000	05 Food Purchases	\$1,896	\$1,000	\$2,000	\$1,000	100.00%
5409000	00 Other Materials & Supplies	\$5,475	\$4,000	\$4,000	\$0	0.00%
Sum of Maintenance, Memberships, and		\$11,614	\$9,600	\$13,400	\$3,800	39.58%

Travel, Meeting, Professional Development, and Recruitment

5501000	05 Meeting Expense In-District	\$0	\$1,000	\$1,000	\$0	0.00%
5502000	10 Out of District Travel	\$3,832	\$2,000	\$2,000	\$0	0.00%
5509000	15 Other Conf & Mtg Exp	\$645	\$1,200	\$3,200	\$2,000	166.67%

Thru: 6/30/2024

<i>Object</i>	<i>Object Name</i>	<i>FY24 YTD</i>	<i>FY24 Budget</i>	<i>FY25 Budget</i>	<i>\$ Change</i>	<i>% Change</i>
Sum of Travel, Meeting, Professional D		\$4,477	\$4,200	\$6,200	\$2,000	47.62%
Net Total for Learning Support Service		\$499,999	\$456,492	\$527,810	\$71,318	15.62%

Dept: 01-2030-201048 Department Name: Teaching and Learning

Salaries

5101001	00	FT Administrative Staff	\$108,548	\$108,548	\$111,804	\$3,256	3.00%
5102001	00	FT Prof/Tech Staff	\$77,037	\$77,037	\$79,348	\$2,311	3.00%
5103001	10	FT Stipends Fall Spring Summer	\$3,903	\$2,000	\$0	(\$2,000)	-100.00%
5103002	15	PT Stipends Fall Sprg Sum	\$32,475	\$15,450	\$15,914	\$464	3.00%
Sum of Salaries			\$221,963	\$203,035	\$207,066	\$4,031	1.99%

Fringe Benefits

5201001	00	Employer GTL Medical Vision	\$44,460	\$47,028	\$45,683	(\$1,345)	-2.86%
5209000	55	SURS College Insurance ER Cont	\$1,473	\$1,005	\$1,553	\$548	54.53%
Sum of Fringe Benefits			\$45,934	\$48,033	\$47,236	(\$797)	-1.66%

Maintenance, Memberships, and Printing & Postage Supplies

5401001	00	Office Supplies	\$666	\$400	\$400	\$0	0.00%
5401002	00	Instructional Supplies	\$2,264	\$2,000	\$2,000	\$0	0.00%
5401009	05	Supplies MCC Store	\$326	\$200	\$200	\$0	0.00%
5402000	00	Printing	\$0	\$90	\$90	\$0	0.00%
5404001	05	Telecourse Fees	\$6,670	\$10,000	\$10,000	\$0	0.00%
5404002	00	Computer Software	\$8,454	\$10,000	\$10,000	\$0	0.00%
5404003	00	Postage	\$14	\$0	\$0	\$0	#Num!
5406000	00	Publications & Dues	\$800	\$1,500	\$1,500	\$0	0.00%
5408000	05	Food Purchases	\$11,072	\$15,000	\$15,000	\$0	0.00%
Sum of Maintenance, Memberships, and			\$30,267	\$39,190	\$39,190	\$0	0.00%

Travel, Meeting, Professional Development, and Recruitment

5501000	05	Meeting Expense In-District	\$16	\$0	\$0	\$0	#Num!
5502000	10	Out of District Travel	\$255	\$2,000	\$2,000	\$0	0.00%
5509000	15	Other Conf & Mtg Exp	\$1,666	\$808	\$1,500	\$692	85.64%
Sum of Travel, Meeting, Professional D			\$1,937	\$2,808	\$3,500	\$692	24.64%

Net Total for Teaching and Learning \$300,100 \$293,066 \$296,992 \$3,926 1.34%

Dept: 01-2080-201010 Department Name: Academic Affairs & Wkforce Dev

Salaries

5101001	00	FT Administrative Staff	\$212,097	\$169,785	\$233,589	\$63,804	37.58%
5102001	00	FT Prof/Tech Staff	\$66,393	\$57,624	\$59,353	\$1,729	3.00%
5103001	10	FT Stipends Fall Spring Summer	\$27,700	\$30,000	\$30,000	\$0	0.00%
5103002	05	PT Instructional Other	\$0	\$1,030	\$1,061	\$31	3.01%

Thru: 6/30/2024

<i>Object</i>	<i>Object Name</i>	<i>FY24 YTD</i>	<i>FY24 Budget</i>	<i>FY25 Budget</i>	<i>\$ Change</i>	<i>% Change</i>
5103002	15 PT Stipends Fall Sprg Sum	\$5,000	\$15,450	\$15,914	\$464	3.00%
5103004	20 Non-Instructional Overload	\$62,380	\$46,594	\$46,594	\$0	0.00%
Sum of Salaries		\$373,569	\$320,483	\$386,511	\$66,028	20.60%
Fringe Benefits						
5201001	00 Employer GTL Medical Vision	\$50,587	\$66,143	\$40,698	(\$25,445)	-38.47%
5209000	55 SURS College Insurance ER Cont	\$2,828	\$1,219	\$2,324	\$1,105	90.65%
Sum of Fringe Benefits		\$53,415	\$67,362	\$43,022	(\$24,340)	-36.13%
Outsourced & Contractual Services						
5302000	00 Consultants	\$12,000	\$10,000	\$10,000	\$0	0.00%
5304000	10 Contract Maintenance Services	\$23,524	\$0	\$25,000	\$25,000	#Div/0!
5309000	20 Other Contractual Services	\$6,582	\$37,500	\$37,500	\$0	0.00%
Sum of Outsourced & Contractual Servi		\$42,106	\$47,500	\$72,500	\$25,000	52.63%
Maintenance, Memberships, and Printing & Postage Supplies						
5401001	00 Office Supplies	\$4,988	\$30,000	\$10,000	(\$20,000)	-66.67%
5401002	00 Instructional Supplies	\$45,903	\$45,000	\$45,000	\$0	0.00%
5401009	00 IT Technology Supplies	\$7,907	\$0	\$10,000	\$10,000	#Div/0!
5401009	05 Supplies MCC Store	\$613	\$2,500	\$2,500	\$0	0.00%
5402000	00 Printing	\$0	\$400	\$400	\$0	0.00%
5404002	00 Computer Software	\$57,178	\$2,500	\$45,000	\$42,500	1700.00%
5406000	00 Publications & Dues	\$5,378	\$5,000	\$5,000	\$0	0.00%
5408000	05 Food Purchases	\$5,763	\$0	\$2,500	\$2,500	#Div/0!
5409000	00 Other Materials & Supplies	\$18	\$0	\$0	\$0	#Num!
Sum of Maintenance, Memberships, and		\$127,749	\$85,400	\$120,400	\$35,000	40.98%
Travel, Meeting, Professional Development, and Recruitment						
5501000	05 Meeting Expense In-District	\$1,707	\$2,000	\$2,000	\$0	0.00%
5502000	05 In District Travel	\$0	\$200	\$200	\$0	0.00%
5502000	10 Out of District Travel	\$3,149	\$3,000	\$3,000	\$0	0.00%
5509000	01 Professional Development	\$3,000	\$38,000	\$38,000	\$0	0.00%
5509000	15 Other Conf & Mtg Exp	\$1,630	\$3,500	\$3,500	\$0	0.00%
Sum of Travel, Meeting, Professional D		\$9,486	\$46,700	\$46,700	\$0	0.00%
Capital Outlay						
5806000	00 Equipment - Instructional	\$0	\$175,000	\$100,000	(\$75,000)	-42.86%
5809000	00 Other Capital Outlay	\$0	\$0	\$0	\$0	#Num!
Sum of Capital Outlay		\$0	\$175,000	\$100,000	(\$75,000)	-42.86%
Scholarships, Student Activities, and Waivers						
5909000	10 Tuition Refunds	\$0	\$2,000	\$2,000	\$0	0.00%
Sum of Scholarships, Student Activities,		\$0	\$2,000	\$2,000	\$0	0.00%

Thru: 6/30/2024

<i>Object</i>	<i>Object Name</i>	<i>FY24 YTD</i>	<i>FY24 Budget</i>	<i>FY25 Budget</i>	<i>\$ Change</i>	<i>% Change</i>
Net Total for Academic Affairs & Wkfo		\$606,325	\$744,445	\$771,133	\$26,688	3.58%

Dept: 01-2080-201012 Department Name: AVP of Academic Affairs

Maintenance, Memberships, and Printing & Postage Supplies

5401001	00 Office Supplies			\$2,000		
---------	--------------------	--	--	---------	--	--

Sum of Maintenance, Memberships, and				\$2,000		
--------------------------------------	--	--	--	---------	--	--

Travel, Meeting, Professional Development, and Recruitment

5501000	05 Meeting Expense In-District			\$2,000		
---------	--------------------------------	--	--	---------	--	--

Sum of Travel, Meeting, Professional D				\$2,000		
--	--	--	--	---------	--	--

Net Total for AVP of Academic Affairs				\$4,000		
--	--	--	--	---------	--	--

Dept: 01-2080-201015 Department Name: VP Student Affairs

Salaries

5101001	00 FT Administrative Staff	\$307,477	\$303,549	\$312,656	\$9,107	3.00%
---------	----------------------------	-----------	-----------	-----------	---------	-------

5102001	00 FT Prof/Tech Staff	\$291,208	\$213,418	\$319,180	\$105,762	49.56%
---------	-----------------------	-----------	-----------	-----------	-----------	--------

5108000	15 Student Employees - WSI	\$375,551	\$195,000	\$195,000	\$0	0.00%
---------	----------------------------	-----------	-----------	-----------	-----	-------

Sum of Salaries		\$974,237	\$711,967	\$826,836	\$114,869	16.13%
-----------------	--	-----------	-----------	-----------	-----------	--------

Fringe Benefits

5201001	00 Employer GTL Medical Vision	\$105,100	\$89,015	\$100,744	\$11,729	13.18%
---------	--------------------------------	-----------	----------	-----------	----------	--------

5209000	55 SURS College Insurance ER Cont	\$4,971	\$2,586	\$4,458	\$1,872	72.39%
---------	-----------------------------------	---------	---------	---------	---------	--------

5209000	60 Surs Federal Grant Obligation	\$3,398	\$0	\$0	\$0	#Num!
---------	----------------------------------	---------	-----	-----	-----	-------

Sum of Fringe Benefits		\$113,469	\$91,601	\$105,202	\$13,601	14.85%
------------------------	--	-----------	----------	-----------	----------	--------

Outsourced & Contractual Services

5309000	20 Other Contractual Services	\$11,318	\$82,500	\$75,000	(\$7,500)	-9.09%
---------	-------------------------------	----------	----------	----------	-----------	--------

Sum of Outsourced & Contractual Servi		\$11,318	\$82,500	\$75,000	(\$7,500)	-9.09%
---------------------------------------	--	----------	----------	----------	-----------	--------

Maintenance, Memberships, and Printing & Postage Supplies

5401001	00 Office Supplies	\$1,012	\$1,170	\$1,170	\$0	0.00%
---------	--------------------	---------	---------	---------	-----	-------

5401009	00 IT Technology Supplies	\$32,398	\$0	\$0	\$0	#Num!
---------	---------------------------	----------	-----	-----	-----	-------

5401009	05 Supplies MCC Store	\$4,536	\$1,523	\$4,000	\$2,477	162.64%
---------	-----------------------	---------	---------	---------	---------	---------

5402000	00 Printing	\$387	\$9,684	\$9,684	\$0	0.00%
---------	-------------	-------	---------	---------	-----	-------

5404002	00 Computer Software	\$900	\$0	\$0	\$0	#Num!
---------	----------------------	-------	-----	-----	-----	-------

5406000	00 Publications & Dues	\$4,298	\$1,649	\$4,000	\$2,351	142.57%
---------	------------------------	---------	---------	---------	---------	---------

5408000	05 Food Purchases	\$4,403	\$6,000	\$6,000	\$0	0.00%
---------	-------------------	---------	---------	---------	-----	-------

5409000	00 Other Materials & Supplies	\$539	\$1,000	\$1,000	\$0	0.00%
---------	-------------------------------	-------	---------	---------	-----	-------

Sum of Maintenance, Memberships, and		\$48,473	\$21,026	\$25,854	\$4,828	22.96%
--------------------------------------	--	----------	----------	----------	---------	--------

Travel, Meeting, Professional Development, and Recruitment

5501000	05 Meeting Expense In-District	\$473	\$224	\$224	\$0	0.00%
---------	--------------------------------	-------	-------	-------	-----	-------

Tuesday, September 10, 2024

Page 53 of 190

Thru: 6/30/2024

<i>Object</i>	<i>Object Name</i>	<i>FY24 YTD</i>	<i>FY24 Budget</i>	<i>FY25 Budget</i>	<i>\$ Change</i>	<i>% Change</i>
5502000	10 Out of District Travel	\$8,007	\$13,464	\$12,000	(\$1,464)	-10.87%
5509000	15 Other Conf & Mtg Exp	\$6,249	\$1,058	\$2,100	\$1,042	98.49%
Sum of Travel, Meeting, Professional D		\$14,729	\$14,746	\$14,324	(\$422)	-2.86%
Scholarships, Student Activities, and Waivers						
5909000	58 Graduation	\$34,551	\$45,000	\$45,000	\$0	0.00%
5909001	00 Rewards and Recognition	\$1,400	\$0	\$3,400	\$3,400	#Div/0!
Sum of Scholarships, Student Activities,		\$35,951	\$45,000	\$48,400	\$3,400	7.56%
Net Total for VP Student Affairs		\$1,198,177	\$966,840	\$1,095,616	\$128,776	13.32%

Dept: 01-2080-201018 **Department Name: Business, Social Sci. and Public Srv.**

Salaries

5101001	00 FT Administrative Staff	\$116,822	\$105,749	\$121,540	\$15,791	14.93%
Sum of Salaries		\$116,822	\$105,749	\$121,540	\$15,791	14.93%

Fringe Benefits

5201001	00 Employer GTL Medical Vision	\$7,173	\$8,190	\$7,956	(\$234)	-2.86%
5209000	55 SURS College Insurance ER Cont	\$906	\$529	\$1,824	\$1,295	244.80%
Sum of Fringe Benefits		\$8,079	\$8,719	\$9,780	\$1,061	12.17%

Maintenance, Memberships, and Printing & Postage Supplies

5401001	00 Office Supplies	\$11,194	\$2,500	\$2,500	\$0	0.00%
5401009	05 Supplies MCC Store	\$412	\$150	\$300	\$150	100.00%
5402000	00 Printing	\$0	\$150	\$150	\$0	0.00%
5404002	00 Computer Software	\$0	\$1,000	\$1,000	\$0	0.00%
5406000	00 Publications & Dues	\$726	\$2,000	\$2,000	\$0	0.00%
Sum of Maintenance, Memberships, and		\$12,332	\$5,800	\$5,950	\$150	2.59%

Travel, Meeting, Professional Development, and Recruitment

5501000	05 Meeting Expense In-District	\$1,189	\$500	\$4,300	\$3,800	760.00%
5502000	05 In District Travel	\$0	\$449	\$449	\$0	0.00%
5502000	10 Out of District Travel	\$1,789	\$4,500	\$4,500	\$0	0.00%
5509000	15 Other Conf & Mtg Exp	\$89	\$800	\$800	\$0	0.00%
Sum of Travel, Meeting, Professional D		\$3,067	\$6,249	\$10,049	\$3,800	60.81%

Capital Outlay

5809000	00 Other Capital Outlay	\$0	\$0	\$0	\$0	#Num!
Sum of Capital Outlay		\$0	\$0	\$0	\$0	#Num!

Net Total for Business, Social Sci. and \$140,300 \$126,517 \$147,319 \$20,802 16.44%

Dept: 01-3010-000000 **Department Name: General**

Thru: 6/30/2024

<i>Object</i>	<i>Object Name</i>	<i>FY24 YTD</i>	<i>FY24 Budget</i>	<i>FY25 Budget</i>	<i>\$ Change</i>	<i>% Change</i>
Fringe Benefits						
5299900	50 State Allocated SURS	\$1,087,223	\$0	\$0	\$0	#Num!
	Sum of Fringe Benefits	\$1,087,223	\$0	\$0	\$0	#Num!
	Net Total for General	\$1,087,223	\$0	\$0	\$0	#Num!

Dept: 01-3010-302010 **Department Name: Recruitment & Admissions**

Salaries

5101001	00 FT Administrative Staff	\$184,640	\$97,099	\$213,725	\$116,626	120.11%
5102001	00 FT Prof/Tech Staff	\$7,854	\$0	\$45,000	\$45,000	#Div/0!
5106002	00 PT Clerical Staff	\$240,903	\$243,398	\$247,204	\$3,806	1.56%
	Sum of Salaries	\$433,397	\$340,497	\$505,929	\$165,432	48.59%

Fringe Benefits

5201001	00 Employer GTL Medical Vision	\$101,579	\$86,442	\$122,830	\$36,388	42.10%
5209000	55 SURS College Insurance ER Cont	\$3,360	\$1,701	\$3,456	\$1,755	103.17%
	Sum of Fringe Benefits	\$104,939	\$88,143	\$126,286	\$38,143	43.27%

Outsourced & Contractual Services

5309000	20 Other Contractual Services	\$1,917	\$2,000	\$2,000	\$0	0.00%
	Sum of Outsourced & Contractual Servi	\$1,917	\$2,000	\$2,000	\$0	0.00%

Maintenance, Memberships, and Printing & Postage Supplies

5401001	00 Office Supplies	\$11,085	\$12,500	\$11,000	(\$1,500)	-12.00%
5401009	00 IT Technology Supplies	\$1,666	\$0	\$0	\$0	#Num!
5401009	05 Supplies MCC Store	\$117	\$200	\$200	\$0	0.00%
5402000	00 Printing	\$5,344	\$4,500	\$1,500	(\$3,000)	-66.67%
5404003	00 Postage	\$0	\$500	\$500	\$0	0.00%
5406000	00 Publications & Dues	\$390	\$1,500	\$1,500	\$0	0.00%
5408000	05 Food Purchases	\$7,012	\$6,000	\$13,000	\$7,000	116.67%
	Sum of Maintenance, Memberships, and	\$25,614	\$25,200	\$27,700	\$2,500	9.92%

Travel, Meeting, Professional Development, and Recruitment

5501000	05 Meeting Expense In-District	\$262	\$1,500	\$1,500	\$0	0.00%
5502000	05 In District Travel	\$1,878	\$2,000	\$2,000	\$0	0.00%
5502000	10 Out of District Travel	\$1,821	\$1,000	\$1,000	\$0	0.00%
5509000	15 Other Conf & Mtg Exp	\$717	\$250	\$1,250	\$1,000	400.00%
	Sum of Travel, Meeting, Professional D	\$4,677	\$4,750	\$5,750	\$1,000	21.05%

Net Total for Recruitment & Admission \$570,544 \$460,590 \$667,665 \$207,075 44.96%

Dept: 01-3010-302016 **Department Name: Articulation & Transfer**

Maintenance, Memberships, and Printing & Postage Supplies

Thru: 6/30/2024

<i>Object</i>	<i>Object Name</i>	<i>FY24 YTD</i>	<i>FY24 Budget</i>	<i>FY25 Budget</i>	<i>\$ Change</i>	<i>% Change</i>
5401002	35 Supplies - General	\$0	\$200	\$200	\$0	0.00%
5402000	00 Printing	\$0	\$200	\$200	\$0	0.00%
5408000	05 Food Purchases	\$308	\$510	\$510	\$0	0.00%
Sum of Maintenance, Memberships, and		\$308	\$910	\$910	\$0	0.00%
Travel, Meeting, Professional Development, and Recruitment						
5502000	10 Out of District Travel	\$0	\$3,257	\$3,257	\$0	0.00%
Sum of Travel, Meeting, Professional D		\$0	\$3,257	\$3,257	\$0	0.00%
Net Total for Articulation & Transfer		\$308	\$4,167	\$4,167	\$0	0.00%

Dept: 01-3010-303016 **Department Name: Orientation**

Salaries

5103001	10 FT Stipends Fall Spring Summer	\$0	\$24,000	\$0	(\$24,000)	-100.00%
5103002	15 PT Stipends Fall Sprg Sum	\$0	\$3,045	\$3,136	\$91	2.99%
Sum of Salaries		\$0	\$27,045	\$3,136	(\$23,909)	-88.40%

Fringe Benefits

5209000	55 SURS College Insurance ER Cont	\$0	\$76	\$24	(\$52)	-68.42%
Sum of Fringe Benefits		\$0	\$76	\$24	(\$52)	-68.42%

Outsourced & Contractual Services

5309000	20 Other Contractual Services	\$2,584	\$5,500	\$5,500	\$0	0.00%
Sum of Outsourced & Contractual Servi		\$2,584	\$5,500	\$5,500	\$0	0.00%

Maintenance, Memberships, and Printing & Postage Supplies

5401001	00 Office Supplies	\$12,625	\$10,535	\$7,500	(\$3,035)	-28.81%
5401009	05 Supplies MCC Store	\$7,956	\$6,243	\$7,500	\$1,257	20.13%
5402000	00 Printing	\$0	\$2,900	\$500	(\$2,400)	-82.76%
5404003	00 Postage	\$0	\$200	\$50	(\$150)	-75.00%
5406000	00 Publications & Dues	\$360	\$360	\$360	\$0	0.00%
5408000	05 Food Purchases	\$10,025	\$9,998	\$10,898	\$900	9.00%
Sum of Maintenance, Memberships, and		\$30,967	\$30,236	\$26,808	(\$3,428)	-11.34%

Travel, Meeting, Professional Development, and Recruitment

5501000	05 Meeting Expense In-District	\$0	\$22	\$0	(\$22)	-100.00%
5502000	05 In District Travel	\$0	\$22	\$0	(\$22)	-100.00%
5509000	15 Other Conf & Mtg Exp	\$0	\$336	\$2,500	\$2,164	644.05%
Sum of Travel, Meeting, Professional D		\$0	\$380	\$2,500	\$2,120	557.89%

Fixed Charges, Rental, Property Insurance, and Debt Retirement

5606002	05 Subscription Retirements	\$4,899	\$0	\$0	\$0	#Num!
Sum of Fixed Charges, Rental, Property		\$4,899	\$0	\$0	\$0	#Num!

Thru: 6/30/2024

<i>Object</i>	<i>Object Name</i>	<i>FY24 YTD</i>	<i>FY24 Budget</i>	<i>FY25 Budget</i>	<i>\$ Change</i>	<i>% Change</i>
Net Total for Orientation		\$38,450	\$63,237	\$37,968	(\$25,269)	-39.96%

Dept: 01-3020-302015 Department Name: Registration & Records

Salaries

5101001	00 FT Administrative Staff	\$64,125	\$94,154	\$88,065	(\$6,089)	-6.47%
5102001	00 FT Prof/Tech Staff	\$176,593	\$176,314	\$231,622	\$55,308	31.37%
5102002	00 PT Prof/Technical Staff	\$28,050	\$25,000	\$27,958	\$2,958	11.83%
5106001	00 FT Clerical Staff	\$113,367	\$111,318	\$114,683	\$3,365	3.02%
5106002	00 PT Clerical Staff	\$57,940	\$55,648	\$57,331	\$1,683	3.02%
Sum of Salaries		\$440,075	\$462,434	\$519,659	\$57,225	12.37%

Fringe Benefits

5201001	00 Employer GTL Medical Vision	\$96,070	\$98,343	\$124,094	\$25,751	26.18%
5209000	55 SURS College Insurance ER Cont	\$3,187	\$2,188	\$3,521	\$1,333	60.92%
Sum of Fringe Benefits		\$99,257	\$100,531	\$127,615	\$27,084	26.94%

Outsourced & Contractual Services

5304000	10 Contract Maintenance Services	\$4,048	\$0	\$4,500	\$4,500	#Div/0!
5309000	20 Other Contractual Services	\$30,273	\$37,000	\$32,500	(\$4,500)	-12.16%
Sum of Outsourced & Contractual Servi		\$34,320	\$37,000	\$37,000	\$0	0.00%

Maintenance, Memberships, and Printing & Postage Supplies

5401001	00 Office Supplies	\$1,583	\$4,933	\$2,700	(\$2,233)	-45.27%
5401009	05 Supplies MCC Store	\$0	\$315	\$315	\$0	0.00%
5402000	00 Printing	\$0	\$270	\$25	(\$245)	-90.74%
5404002	00 Computer Software	\$66	\$226	\$226	\$0	0.00%
5406000	00 Publications & Dues	\$1,643	\$2,036	\$2,036	\$0	0.00%
Sum of Maintenance, Memberships, and		\$3,292	\$7,780	\$5,302	(\$2,478)	-31.85%

Travel, Meeting, Professional Development, and Recruitment

5501000	05 Meeting Expense In-District	\$258	\$0	\$0	\$0	#Num!
5502000	10 Out of District Travel	\$270	\$0	\$2,200	\$2,200	#Div/0!
5509000	15 Other Conf & Mtg Exp	\$581	\$0	\$440	\$440	#Div/0!
Sum of Travel, Meeting, Professional D		\$1,108	\$0	\$2,640	\$2,640	#Div/0!

Net Total for Registration & Records	\$578,053	\$607,745	\$692,216	\$84,471	13.90%
---	-----------	-----------	-----------	----------	--------

Dept: 01-3020-302020 Department Name: Advising

Salaries

5102001	00 FT Prof/Tech Staff	\$583,431	\$614,228	\$618,414	\$4,186	0.68%
Sum of Salaries		\$583,431	\$614,228	\$618,414	\$4,186	0.68%

Fringe Benefits

Thru: 6/30/2024

<i>Object</i>	<i>Object Name</i>	<i>FY24 YTD</i>	<i>FY24 Budget</i>	<i>FY25 Budget</i>	<i>\$ Change</i>	<i>% Change</i>
5201001	00 Employer GTL Medical Vision	\$162,400	\$220,567	\$156,616	(\$63,951)	-28.99%
5209000	55 SURS College Insurance ER Cont	\$4,514	\$2,397	\$4,641	\$2,244	93.62%
Sum of Fringe Benefits		\$166,913	\$222,964	\$161,257	(\$61,707)	-27.68%
Outsourced & Contractual Services						
5306000	00 Office Services	\$105	\$0	\$0	\$0	#Num!
Sum of Outsourced & Contractual Servi		\$105	\$0	\$0	\$0	#Num!
Maintenance, Memberships, and Printing & Postage Supplies						
5401001	00 Office Supplies	\$4,439	\$3,000	\$1,000	(\$2,000)	-66.67%
5401009	00 IT Technology Supplies	\$992	\$0	\$0	\$0	#Num!
5401009	05 Supplies MCC Store	\$28	\$400	\$400	\$0	0.00%
5402000	00 Printing	\$3	\$675	\$675	\$0	0.00%
5406000	00 Publications & Dues	\$1,465	\$450	\$450	\$0	0.00%
5408000	05 Food Purchases	\$699	\$300	\$300	\$0	0.00%
Sum of Maintenance, Memberships, and		\$7,626	\$4,825	\$2,825	(\$2,000)	-41.45%
Travel, Meeting, Professional Development, and Recruitment						
5501000	05 Meeting Expense In-District	\$0	\$81	\$150	\$69	85.19%
5502000	10 Out of District Travel	\$262	\$0	\$0	\$0	#Num!
5509000	15 Other Conf & Mtg Exp	\$125	\$2,022	\$5,000	\$2,978	147.28%
Sum of Travel, Meeting, Professional D		\$387	\$2,103	\$5,150	\$3,047	144.89%
Net Total for Advising		\$758,462	\$844,120	\$787,646	(\$56,474)	-6.69%

Dept: 01-3020-303010 **Department Name: Counseling**

Salaries

5103002	15 PT Stipends Fall Sprg Sum	\$3,121	\$18,373	\$18,924	\$551	3.00%
Sum of Salaries		\$3,121	\$18,373	\$18,924	\$551	3.00%

Fringe Benefits

5209000	55 SURS College Insurance ER Cont	\$0	\$92	\$142	\$50	54.35%
Sum of Fringe Benefits		\$0	\$92	\$142	\$50	54.35%

Net Total for Counseling \$3,121 \$18,465 \$19,066 \$601 3.25%

Dept: 01-3020-303012 **Department Name: Assessment**

Salaries

5103001	10 FT Stipends Fall Spring Summer	\$27,250	\$0	\$0	\$0	#Num!
5103002	15 PT Stipends Fall Sprg Sum	\$12,150	\$0	\$0	\$0	#Num!
Sum of Salaries		\$39,400	\$0	\$0	\$0	#Num!

Fringe Benefits

Thru: 6/30/2024

<i>Object</i>	<i>Object Name</i>	<i>FY24 YTD</i>	<i>FY24 Budget</i>	<i>FY25 Budget</i>	<i>\$ Change</i>	<i>% Change</i>
5201001	00 Employer GTL Medical Vision	\$3,634	\$0	\$0	\$0	#Num!
5209000	55 SURS College Insurance ER Cont	\$204	\$0	\$0	\$0	#Num!
Sum of Fringe Benefits		\$3,839	\$0	\$0	\$0	#Num!
Net Total for Assessment		\$43,239	\$0	\$0	\$0	#Num!

Dept: 01-3020-303018 **Department Name: Testing Center**

Salaries

5102001	00 FT Prof/Tech Staff	\$100,575	\$115,878	\$102,754	(\$13,124)	-11.33%
5106002	00 PT Clerical Staff	\$54,195	\$61,278	\$56,694	(\$4,584)	-7.48%
Sum of Salaries		\$154,770	\$177,156	\$159,448	(\$17,708)	-10.00%

Fringe Benefits

5201001	00 Employer GTL Medical Vision	\$9,488	\$11,343	\$8,452	(\$2,891)	-25.49%
5209000	55 SURS College Insurance ER Cont	\$783	\$886	\$1,196	\$310	34.99%
Sum of Fringe Benefits		\$10,271	\$12,229	\$9,648	(\$2,581)	-21.11%

Outsourced & Contractual Services

5304000	10 Contract Maintenance Services	\$0	\$250	\$250	\$0	0.00%
5306000	00 Office Services	\$0	\$2,000	\$250	(\$1,750)	-87.50%
5309000	20 Other Contractual Services	\$24,958	\$40,000	\$40,000	\$0	0.00%
Sum of Outsourced & Contractual Servi		\$24,958	\$42,250	\$40,500	(\$1,750)	-4.14%

Maintenance, Memberships, and Printing & Postage Supplies

5401001	00 Office Supplies	\$1,668	\$2,500	\$2,500	\$0	0.00%
5401002	15 Supplies - Testing	\$0	\$450	\$450	\$0	0.00%
5401009	00 IT Technology Supplies	\$862	\$0	\$0	\$0	#Num!
5401009	05 Supplies MCC Store	\$0	\$150	\$50	(\$100)	-66.67%
5402000	00 Printing	\$30	\$500	\$100	(\$400)	-80.00%
5404003	00 Postage	\$0	\$50	\$0	(\$50)	-100.00%
5406000	00 Publications & Dues	\$900	\$400	\$900	\$500	125.00%
Sum of Maintenance, Memberships, and		\$3,460	\$4,050	\$4,000	(\$50)	-1.23%

Travel, Meeting, Professional Development, and Recruitment

5501000	05 Meeting Expense In-District	\$0	\$250	\$0	(\$250)	-100.00%
5502000	05 In District Travel	\$0	\$500	\$100	(\$400)	-80.00%
5502000	10 Out of District Travel	\$0	\$500	\$2,500	\$2,000	400.00%
5509000	15 Other Conf & Mtg Exp	\$525	\$250	\$250	\$0	0.00%
Sum of Travel, Meeting, Professional D		\$525	\$1,500	\$2,850	\$1,350	90.00%

Net Total for Testing Center \$193,983 \$237,185 \$216,446 (\$20,739) -8.74%

Dept: 01-3020-303024 **Department Name: Career Services**

Thru: 6/30/2024

<i>Object</i>	<i>Object Name</i>	<i>FY24 YTD</i>	<i>FY24 Budget</i>	<i>FY25 Budget</i>	<i>\$ Change</i>	<i>% Change</i>
Salaries						
5102001	00 FT Prof/Tech Staff	\$51,763	\$60,883	\$0	(\$60,883)	-100.00%
5106001	00 FT Clerical Staff	\$44,372	\$44,326	\$100,676	\$56,350	127.13%
Sum of Salaries		\$96,135	\$105,209	\$100,676	(\$4,533)	-4.31%
Fringe Benefits						
5201001	00 Employer GTL Medical Vision	\$26,161	\$25,192	\$33,362	\$8,170	32.43%
5209000	55 SURS College Insurance ER Cont	\$750	\$748	\$343	(\$405)	-54.14%
Sum of Fringe Benefits		\$26,912	\$25,940	\$33,705	\$7,765	29.93%
Outsourced & Contractual Services						
5309000	20 Other Contractual Services	\$22,717	\$21,000	\$22,500	\$1,500	7.14%
Sum of Outsourced & Contractual Servi		\$22,717	\$21,000	\$22,500	\$1,500	7.14%
Maintenance, Memberships, and Printing & Postage Supplies						
5401001	00 Office Supplies	\$93	\$150	\$0	(\$150)	-100.00%
5401009	05 Supplies MCC Store	\$79	\$45	\$100	\$55	122.22%
5402000	00 Printing	\$1	\$375	\$0	(\$375)	-100.00%
5406000	00 Publications & Dues	\$0	\$175	\$175	\$0	0.00%
Sum of Maintenance, Memberships, and		\$173	\$745	\$275	(\$470)	-63.09%
Travel, Meeting, Professional Development, and Recruitment						
5502000	05 In District Travel	\$79	\$200	\$200	\$0	0.00%
5509000	25 Job/College Fair	\$4,716	\$6,000	\$6,000	\$0	0.00%
Sum of Travel, Meeting, Professional D		\$4,795	\$6,200	\$6,200	\$0	0.00%
Net Total for Career Services		\$150,732	\$159,094	\$163,356	\$4,262	2.68%

Dept: 01-3020-303026 **Department Name: Workforce Services**

Salaries						
5106002	00 PT Clerical Staff	\$34,944	\$36,186	\$37,278	\$1,092	3.02%
Sum of Salaries		\$34,944	\$36,186	\$37,278	\$1,092	3.02%
Fringe Benefits						
5209000	55 SURS College Insurance ER Cont	\$0	\$181	\$280	\$99	54.70%
Sum of Fringe Benefits		\$0	\$181	\$280	\$99	54.70%
Maintenance, Memberships, and Printing & Postage Supplies						
5401001	00 Office Supplies			\$2,000		
Sum of Maintenance, Memberships, and				\$2,000		
Travel, Meeting, Professional Development, and Recruitment						
5501000	05 Meeting Expense In-District			\$2,000		

Thru: 6/30/2024

<i>Object</i>	<i>Object Name</i>	<i>FY24 YTD</i>	<i>FY24 Budget</i>	<i>FY25 Budget</i>	<i>\$ Change</i>	<i>% Change</i>
Sum of Travel, Meeting, Professional D				\$2,000		
Net Total for Workforce Services		\$34,944	\$36,367	\$41,558	\$5,191	14.27%
Dept: 01-3020-303034 Department Name: Access & Disability Services						
Salaries						
5101001	00 FT Administrative Staff	\$152,708	\$183,253	\$177,609	(\$5,644)	-3.08%
5102001	00 FT Prof/Tech Staff	\$61,259	\$61,213	\$63,051	\$1,838	3.00%
5102002	00 PT Prof/Technical Staff	\$117,332	\$179,767	\$52	(\$179,715)	-99.97%
Sum of Salaries		\$331,299	\$424,233	\$240,712	(\$183,521)	-43.26%
Fringe Benefits						
5201001	00 Employer GTL Medical Vision	\$43,027	\$55,508	\$57,823	\$2,315	4.17%
5209000	55 SURS College Insurance ER Cont	\$1,673	\$2,121	\$1,355	(\$766)	-36.12%
Sum of Fringe Benefits		\$44,700	\$57,629	\$59,178	\$1,549	2.69%
Outsourced & Contractual Services						
5309000	20 Other Contractual Services	\$6,319	\$6,500	\$10,000	\$3,500	53.85%
Sum of Outsourced & Contractual Servi		\$6,319	\$6,500	\$10,000	\$3,500	53.85%
Maintenance, Memberships, and Printing & Postage Supplies						
5401001	00 Office Supplies	\$363	\$500	\$500	\$0	0.00%
5401009	00 IT Technology Supplies	\$1,907	\$0	\$2,000	\$2,000	#Div/0!
5401009	05 Supplies MCC Store	\$53	\$263	\$263	\$0	0.00%
5402000	00 Printing	\$0	\$300	\$100	(\$200)	-66.67%
5406000	00 Publications & Dues	\$1,470	\$1,439	\$800	(\$639)	-44.41%
5409000	00 Other Materials & Supplies	\$2,399	\$5,022	\$5,022	\$0	0.00%
Sum of Maintenance, Memberships, and		\$6,192	\$7,524	\$8,685	\$1,161	15.43%
Travel, Meeting, Professional Development, and Recruitment						
5501000	05 Meeting Expense In-District	\$230	\$600	\$600	\$0	0.00%
5502000	05 In District Travel	\$27	\$15	\$0	(\$15)	-100.00%
5502000	10 Out of District Travel	\$1,454	\$1,250	\$2,000	\$750	60.00%
5509000	15 Other Conf & Mtg Exp	\$1,127	\$1,500	\$500	(\$1,000)	-66.67%
Sum of Travel, Meeting, Professional D		\$2,838	\$3,365	\$3,100	(\$265)	-7.88%
Fixed Charges, Rental, Property Insurance, and Debt Retirement						
5601002	00 MCC Conf Ctr Rental	\$0	\$50	\$0	(\$50)	-100.00%
Sum of Fixed Charges, Rental, Property		\$0	\$50	\$0	(\$50)	-100.00%
Net Total for Access & Disability Servi		\$391,347	\$499,301	\$321,675	(\$177,626)	-35.57%

Dept: 01-3020-303036 Department Name: Deaf Services

Thru: 6/30/2024

<i>Object</i>	<i>Object Name</i>	<i>FY24 YTD</i>	<i>FY24 Budget</i>	<i>FY25 Budget</i>	<i>\$ Change</i>	<i>% Change</i>
---------------	--------------------	-----------------	--------------------	--------------------	------------------	-----------------

Outsourced & Contractual Services

5309000	20 Other Contractual Services	\$105,949	\$151,000	\$151,000	\$0	0.00%
Sum of Outsourced & Contractual Servi		\$105,949	\$151,000	\$151,000	\$0	0.00%

Maintenance, Memberships, and Printing & Postage Supplies

5409000	00 Other Materials & Supplies	\$14,548	\$0	\$0	\$0	#Num!
Sum of Maintenance, Memberships, and		\$14,548	\$0	\$0	\$0	#Num!

Net Total for Deaf Services		\$120,497	\$151,000	\$151,000	\$0	0.00%
------------------------------------	--	-----------	-----------	-----------	-----	-------

Dept: 01-3020-303060 **Department Name: Success Coach**

Salaries

5102001	00 FT Prof/Tech Staff	\$146,113	\$213,263	\$157,924	(\$55,339)	-25.95%
Sum of Salaries		\$146,113	\$213,263	\$157,924	(\$55,339)	-25.95%

Fringe Benefits

5201001	00 Employer GTL Medical Vision	\$51,178	\$78,997	\$51,357	(\$27,640)	-34.99%
5209000	55 SURS College Insurance ER Cont	\$1,125	\$817	\$1,185	\$368	45.04%
Sum of Fringe Benefits		\$52,303	\$79,814	\$52,542	(\$27,272)	-34.17%

Outsourced & Contractual Services

5304000	05 Contractual Services	\$0	\$2,000	\$500	(\$1,500)	-75.00%
Sum of Outsourced & Contractual Servi		\$0	\$2,000	\$500	(\$1,500)	-75.00%

Maintenance, Memberships, and Printing & Postage Supplies

5401001	00 Office Supplies	\$2,857	\$1,000	\$1,000	\$0	0.00%
5401009	05 Supplies MCC Store	\$432	\$500	\$500	\$0	0.00%
5402000	00 Printing	\$0	\$500	\$500	\$0	0.00%
5406000	00 Publications & Dues	\$0	\$150	\$150	\$0	0.00%
5408000	05 Food Purchases	\$3,691	\$4,000	\$4,000	\$0	0.00%
5409000	00 Other Materials & Supplies	\$1,566	\$3,200	\$250	(\$2,950)	-92.19%
Sum of Maintenance, Memberships, and		\$8,545	\$9,350	\$6,400	(\$2,950)	-31.55%

Travel, Meeting, Professional Development, and Recruitment

5501000	05 Meeting Expense In-District	\$0	\$50	\$50	\$0	0.00%
5509000	15 Other Conf & Mtg Exp	\$0	\$250	\$5,000	\$4,750	1900.00%
Sum of Travel, Meeting, Professional D		\$0	\$300	\$5,050	\$4,750	1583.33%

Net Total for Success Coach		\$206,961	\$304,727	\$222,416	(\$82,311)	-27.01%
------------------------------------	--	-----------	-----------	-----------	------------	---------

Dept: 01-3020-303070 **Department Name: Student Engagement & Support**

Salaries

5102001	00 FT Prof/Tech Staff	\$64,195	\$95,375	\$95,000	(\$375)	-0.39%
---------	-----------------------	----------	----------	----------	---------	--------

Tuesday, September 10, 2024

Page 62 of 190

Thru: 6/30/2024

<i>Object</i>	<i>Object Name</i>	<i>FY24 YTD</i>	<i>FY24 Budget</i>	<i>FY25 Budget</i>	<i>\$ Change</i>	<i>% Change</i>
Sum of Salaries		\$64,195	\$95,375	\$95,000	(\$375)	-0.39%
Fringe Benefits						
5201001	00 Employer GTL Medical Vision	\$14,589	\$25,696	\$25,000	(\$696)	-2.71%
5209000	55 SURS College Insurance ER Cont	\$508	\$477	\$0	(\$477)	-100.00%
Sum of Fringe Benefits		\$15,097	\$26,173	\$25,000	(\$1,173)	-4.48%
Outsourced & Contractual Services						
5309000	20 Other Contractual Services	\$0	\$2,560	\$2,560	\$0	0.00%
Sum of Outsourced & Contractual Servi		\$0	\$2,560	\$2,560	\$0	0.00%
Maintenance, Memberships, and Printing & Postage Supplies						
5401001	00 Office Supplies	\$0	\$100	\$100	\$0	0.00%
5401009	05 Supplies MCC Store	\$0	\$200	\$200	\$0	0.00%
5402000	00 Printing	\$0	\$270	\$270	\$0	0.00%
5406000	00 Publications & Dues	\$2,756	\$200	\$200	\$0	0.00%
5408000	05 Food Purchases	\$81	\$1,500	\$2,000	\$500	33.33%
Sum of Maintenance, Memberships, and		\$2,837	\$2,270	\$2,770	\$500	22.03%
Travel, Meeting, Professional Development, and Recruitment						
5501000	05 Meeting Expense In-District	\$31	\$681	\$681	\$0	0.00%
5502000	05 In District Travel	\$0	\$68	\$68	\$0	0.00%
5502000	10 Out of District Travel			\$1,000		
Sum of Travel, Meeting, Professional D		\$31	\$749	\$1,749	\$1,000	133.51%
Net Total for Student Engagement & S		\$82,159	\$127,127	\$127,079	(\$48)	-0.04%

Dept: 01-3040-302025 **Department Name: Financial Aid**

Salaries

5101001	00 FT Administrative Staff	\$89,692	\$89,692	\$92,382	\$2,690	3.00%
5102001	00 FT Prof/Tech Staff	\$234,496	\$256,733	\$270,656	\$13,923	5.42%
5106001	00 FT Clerical Staff	\$48,495	\$48,393	\$49,854	\$1,461	3.02%
Sum of Salaries		\$372,682	\$394,818	\$412,892	\$18,074	4.58%

Fringe Benefits

5201001	00 Employer GTL Medical Vision	\$117,641	\$138,834	\$128,932	(\$9,902)	-7.13%
5209000	55 SURS College Insurance ER Cont	\$2,891	\$1,724	\$3,097	\$1,373	79.64%
Sum of Fringe Benefits		\$120,533	\$140,558	\$132,029	(\$8,529)	-6.07%

Outsourced & Contractual Services

5309000	20 Other Contractual Services	\$13,910	\$13,200	\$13,500	\$300	2.27%
Sum of Outsourced & Contractual Servi		\$13,910	\$13,200	\$13,500	\$300	2.27%

Thru: 6/30/2024

<i>Object</i>	<i>Object Name</i>	<i>FY24 YTD</i>	<i>FY24 Budget</i>	<i>FY25 Budget</i>	<i>\$ Change</i>	<i>% Change</i>
Maintenance, Memberships, and Printing & Postage Supplies						
5401001	00 Office Supplies	\$1,882	\$1,000	\$1,000	\$0	0.00%
5401009	05 Supplies MCC Store	\$0	\$1,200	\$1,200	\$0	0.00%
5402000	00 Printing	\$0	\$500	\$100	(\$400)	-80.00%
5404003	00 Postage	\$107	\$200	\$400	\$200	100.00%
5406000	00 Publications & Dues	\$4,460	\$4,800	\$5,350	\$550	11.46%
Sum of Maintenance, Memberships, and		\$6,448	\$7,700	\$8,050	\$350	4.55%
Travel, Meeting, Professional Development, and Recruitment						
5501000	05 Meeting Expense In-District			\$1,000		
5502000	05 In District Travel	\$24	\$250	\$400	\$150	60.00%
5502000	10 Out of District Travel	\$1,093	\$1,500	\$3,000	\$1,500	100.00%
5509000	15 Other Conf & Mtg Exp	\$334	\$500	\$500	\$0	0.00%
Sum of Travel, Meeting, Professional D		\$1,450	\$2,250	\$4,900	\$2,650	117.78%
Net Total for Financial Aid		\$515,024	\$558,526	\$571,371	\$12,845	2.30%

Dept: 01-3060-303030 Department Name: Phi Theta Kappa

Salaries

5103004	20 Non-Instructional Overload	\$6,141	\$7,240	\$14,480	\$7,240	100.00%
Sum of Salaries		\$6,141	\$7,240	\$14,480	\$7,240	100.00%

Fringe Benefits

5201001	00 Employer GTL Medical Vision	\$823	\$0	\$0	\$0	#Num!
5209000	55 SURS College Insurance ER Cont	\$46	\$0	\$0	\$0	#Num!
Sum of Fringe Benefits		\$869	\$0	\$0	\$0	#Num!

Maintenance, Memberships, and Printing & Postage Supplies

5401001	00 Office Supplies	\$1,060	\$150	\$150	\$0	0.00%
5401009	00 IT Technology Supplies	\$173	\$0	\$0	\$0	#Num!
5401009	05 Supplies MCC Store	\$0	\$100	\$100	\$0	0.00%
5402000	00 Printing	\$0	\$100	\$100	\$0	0.00%
Sum of Maintenance, Memberships, and		\$1,233	\$350	\$350	\$0	0.00%

Travel, Meeting, Professional Development, and Recruitment

5502000	10 Out of District Travel	\$14,127	\$13,000	\$8,000	(\$5,000)	-38.46%
5509000	15 Other Conf & Mtg Exp	\$7,059	\$2,500	\$7,500	\$5,000	200.00%
Sum of Travel, Meeting, Professional D		\$21,187	\$15,500	\$15,500	\$0	0.00%

Scholarships, Student Activities, and Waivers

5909000	12 Phi Theta Kappa	\$0	\$500	\$500	\$0	0.00%
Sum of Scholarships, Student Activities,		\$0	\$500	\$500	\$0	0.00%

Thru: 6/30/2024

<i>Object</i>	<i>Object Name</i>	<i>FY24 YTD</i>	<i>FY24 Budget</i>	<i>FY25 Budget</i>	<i>\$ Change</i>	<i>% Change</i>
Net Total for Phi Theta Kappa		\$29,430	\$23,590	\$30,830	\$7,240	30.69%

Dept: 01-3060-303032 Department Name: Honors

Salaries

5103004	20 Non-Instructional Overload	\$5,506	\$0	\$0	\$0	#Num!
Sum of Salaries		\$5,506	\$0	\$0	\$0	#Num!

Fringe Benefits

5201001	00 Employer GTL Medical Vision	\$402	\$0	\$0	\$0	#Num!
5209000	55 SURS College Insurance ER Cont	\$41	\$0	\$0	\$0	#Num!
Sum of Fringe Benefits		\$444	\$0	\$0	\$0	#Num!

Net Total for Honors		\$5,949	\$0	\$0	\$0	#Num!
-----------------------------	--	---------	-----	-----	-----	-------

Dept: 01-3060-303038 Department Name: Office of Student Inclusion & Diversity

Salaries

5102001	00 FT Prof/Tech Staff	\$54,676	\$54,001	\$57,011	\$3,010	5.57%
Sum of Salaries		\$54,676	\$54,001	\$57,011	\$3,010	5.57%

Fringe Benefits

5201001	00 Employer GTL Medical Vision	\$16,471	\$90	\$30,841	\$30,751	34167.78%
5209000	55 SURS College Insurance ER Cont	\$425	\$270	\$428	\$158	58.52%
Sum of Fringe Benefits		\$16,897	\$360	\$31,269	\$30,909	8585.83%

Outsourced & Contractual Services

5309000	20 Other Contractual Services	\$7,052	\$13,000	\$40,000	\$27,000	207.69%
Sum of Outsourced & Contractual Servi		\$7,052	\$13,000	\$40,000	\$27,000	207.69%

Maintenance, Memberships, and Printing & Postage Supplies

5401001	00 Office Supplies	\$1,456	\$2,800	\$2,000	(\$800)	-28.57%
5401009	05 Supplies MCC Store	\$496	\$500	\$500	\$0	0.00%
5402000	00 Printing	\$5	\$1,000	\$1,000	\$0	0.00%
5406000	00 Publications & Dues	\$429	\$1,000	\$1,500	\$500	50.00%
5408000	05 Food Purchases	\$3,572	\$11,500	\$13,500	\$2,000	17.39%
Sum of Maintenance, Memberships, and		\$5,958	\$16,800	\$18,500	\$1,700	10.12%

Travel, Meeting, Professional Development, and Recruitment

5501000	05 Meeting Expense In-District	\$0	\$90	\$120	\$30	33.33%
5502000	05 In District Travel	\$0	\$108	\$300	\$192	177.78%
5502000	10 Out of District Travel	\$1,684	\$0	\$0	\$0	#Num!
5509000	15 Other Conf & Mtg Exp	\$1,118	\$0	\$0	\$0	#Num!
Sum of Travel, Meeting, Professional D		\$2,802	\$198	\$420	\$222	112.12%

Thru: 6/30/2024

<i>Object</i>	<i>Object Name</i>	<i>FY24 YTD</i>	<i>FY24 Budget</i>	<i>FY25 Budget</i>	<i>\$ Change</i>	<i>% Change</i>
Net Total for Office of Student Inclusio		\$87,384	\$84,359	\$147,200	\$62,841	74.49%

Dept: 01-3060-303039 **Department Name: Student Veteran Resource Center**

Maintenance, Memberships, and Printing & Postage Supplies

5401001	00 Office Supplies	\$56	\$300	\$300	\$0	0.00%
5402000	00 Printing	\$0	\$50	\$50	\$0	0.00%
5408000	05 Food Purchases	\$0	\$650	\$650	\$0	0.00%
Sum of Maintenance, Memberships, and		\$56	\$1,000	\$1,000	\$0	0.00%

Travel, Meeting, Professional Development, and Recruitment

5502000	05 In District Travel	\$0	\$45	\$45	\$0	0.00%
Sum of Travel, Meeting, Professional D		\$0	\$45	\$45	\$0	0.00%

Net Total for Student Veteran Resource \$56 \$1,045 \$1,045 \$0 0.00%

Dept: 01-3060-303040 **Department Name: Literary Magazine**

Salaries

5103001	10 FT Stipends Fall Spring Summer	\$2,250	\$0	\$0	\$0	#Num!
Sum of Salaries		\$2,250	\$0	\$0	\$0	#Num!

Fringe Benefits

5201001	00 Employer GTL Medical Vision	\$275	\$0	\$0	\$0	#Num!
5209000	55 SURS College Insurance ER Cont	\$17	\$0	\$0	\$0	#Num!
Sum of Fringe Benefits		\$292	\$0	\$0	\$0	#Num!

Outsourced & Contractual Services

5309000	20 Other Contractual Services	\$0	\$900	\$900	\$0	0.00%
Sum of Outsourced & Contractual Servi		\$0	\$900	\$900	\$0	0.00%

Maintenance, Memberships, and Printing & Postage Supplies

5402000	00 Printing	\$6,095	\$5,398	\$5,398	\$0	0.00%
Sum of Maintenance, Memberships, and		\$6,095	\$5,398	\$5,398	\$0	0.00%

Net Total for Literary Magazine \$8,637 \$6,298 \$6,298 \$0 0.00%

Dept: 01-3060-303042 **Department Name: Student Life**

Salaries

5102001	00 FT Prof/Tech Staff	\$58,348	\$56,595	\$59,724	\$3,129	5.53%
Sum of Salaries		\$58,348	\$56,595	\$59,724	\$3,129	5.53%

Fringe Benefits

5201001	00 Employer GTL Medical Vision	\$22,669	\$22,922	\$22,280	(\$642)	-2.80%
---------	--------------------------------	----------	----------	----------	---------	--------

Thru: 6/30/2024

<i>Object</i>	<i>Object Name</i>	<i>FY24 YTD</i>	<i>FY24 Budget</i>	<i>FY25 Budget</i>	<i>\$ Change</i>	<i>% Change</i>
5209000	55 SURS College Insurance ER Cont	\$454	\$283	\$448	\$165	58.30%
Sum of Fringe Benefits		\$23,122	\$23,205	\$22,728	(\$477)	-2.06%
Outsourced & Contractual Services						
5309000	20 Other Contractual Services	\$41,724	\$42,000	\$42,000	\$0	0.00%
Sum of Outsourced & Contractual Servi		\$41,724	\$42,000	\$42,000	\$0	0.00%
Maintenance, Memberships, and Printing & Postage Supplies						
5401001	00 Office Supplies	\$14,950	\$13,944	\$10,944	(\$3,000)	-21.51%
5401009	05 Supplies MCC Store	\$1,581	\$2,849	\$2,849	\$0	0.00%
5402000	00 Printing	\$7,360	\$1,170	\$1,170	\$0	0.00%
5406000	00 Publications & Dues	\$2,570	\$5,098	\$5,098	\$0	0.00%
5408000	05 Food Purchases	\$17,260	\$25,000	\$15,000	(\$10,000)	-40.00%
5409000	00 Other Materials & Supplies	\$2,419	\$0	\$0	\$0	#Num!
Sum of Maintenance, Memberships, and		\$46,139	\$48,061	\$35,061	(\$13,000)	-27.05%
Travel, Meeting, Professional Development, and Recruitment						
5501000	05 Meeting Expense In-District	\$765	\$2,621	\$1,621	(\$1,000)	-38.15%
5502000	05 In District Travel	\$199	\$81	\$0	(\$81)	-100.00%
5502000	10 Out of District Travel	\$1,140	\$3,230	\$3,230	\$0	0.00%
5509000	15 Other Conf & Mtg Exp	\$1,919	\$3,634	\$2,634	(\$1,000)	-27.52%
Sum of Travel, Meeting, Professional D		\$4,023	\$9,566	\$7,485	(\$2,081)	-21.75%
Net Total for Student Life		\$173,357	\$179,427	\$166,998	(\$12,429)	-6.93%

Dept: 01-3060-303044 **Department Name: Student Senate**

Outsourced & Contractual Services						
5309000	20 Other Contractual Services	\$5,800	\$2,000	\$2,500	\$500	25.00%
Sum of Outsourced & Contractual Servi		\$5,800	\$2,000	\$2,500	\$500	25.00%
Maintenance, Memberships, and Printing & Postage Supplies						
5401001	00 Office Supplies	\$0	\$500	\$300	(\$200)	-40.00%
5402000	00 Printing	\$0	\$400	\$200	(\$200)	-50.00%
5406000	00 Publications & Dues	\$0	\$300	\$200	(\$100)	-33.33%
5408000	05 Food Purchases	\$0	\$1,922	\$2,003	\$81	4.21%
Sum of Maintenance, Memberships, and		\$0	\$3,122	\$2,703	(\$419)	-13.42%
Travel, Meeting, Professional Development, and Recruitment						
5501000	05 Meeting Expense In-District	\$0	\$1,080	\$1,580	\$500	46.30%
Sum of Travel, Meeting, Professional D		\$0	\$1,080	\$1,580	\$500	46.30%
Net Total for Student Senate		\$5,800	\$6,202	\$6,783	\$581	9.37%

Thru: 6/30/2024

Object	Object Name	FY24 YTD	FY24 Budget	FY25 Budget	\$ Change	% Change
--------	-------------	----------	-------------	-------------	-----------	----------

Dept: 01-3060-303046 Department Name: Student Activity

Outsourced & Contractual Services

5309000	20 Other Contractual Services			\$24,000		
---------	-------------------------------	--	--	----------	--	--

Sum of Outsourced & Contractual Servi				\$24,000		
---------------------------------------	--	--	--	----------	--	--

Maintenance, Memberships, and Printing & Postage Supplies

5401001	00 Office Supplies	\$399	\$400	\$400	\$0	0.00%
---------	--------------------	-------	-------	-------	-----	-------

5409000	00 Other Materials & Supplies			\$1,000		
---------	-------------------------------	--	--	---------	--	--

Sum of Maintenance, Memberships, and		\$399	\$400	\$1,400	\$1,000	250.00%
--------------------------------------	--	-------	-------	---------	---------	---------

Net Total for Student Activity		\$399	\$400	\$25,400	\$25,000	6250.00%
---------------------------------------	--	-------	-------	----------	----------	----------

Dept: 01-3080-302040 Department Name: Veterans Affairs

Outsourced & Contractual Services

5309000	10 Insurance Consultant			\$1,374		
---------	-------------------------	--	--	---------	--	--

Sum of Outsourced & Contractual Servi				\$1,374		
---------------------------------------	--	--	--	---------	--	--

Travel, Meeting, Professional Development, and Recruitment

5501000	05 Meeting Expense In-District	\$599	\$0	\$0	\$0	#Num!
---------	--------------------------------	-------	-----	-----	-----	-------

5502000	10 Out of District Travel	\$1,374	\$0	\$0	\$0	#Num!
---------	---------------------------	---------	-----	-----	-----	-------

Sum of Travel, Meeting, Professional D		\$1,973	\$0	\$0	\$0	#Num!
--	--	---------	-----	-----	-----	-------

Net Total for Veterans Affairs		\$1,973	\$0	\$1,374	\$1,374	#Div/0!
---------------------------------------	--	---------	-----	---------	---------	---------

Dept: 01-3080-303017 Department Name: New Student Welcome

Outsourced & Contractual Services

5309000	20 Other Contractual Services	\$8,867	\$4,498	\$5,000	\$502	11.16%
---------	-------------------------------	---------	---------	---------	-------	--------

Sum of Outsourced & Contractual Servi		\$8,867	\$4,498	\$5,000	\$502	11.16%
---------------------------------------	--	---------	---------	---------	-------	--------

Maintenance, Memberships, and Printing & Postage Supplies

5401001	00 Office Supplies	\$1,496	\$1,979	\$1,000	(\$979)	-49.47%
---------	--------------------	---------	---------	---------	---------	---------

5401002	35 Supplies - General	\$98	\$360	\$500	\$140	38.89%
---------	-----------------------	------	-------	-------	-------	--------

5401009	05 Supplies MCC Store	\$250	\$250	\$500	\$250	100.00%
---------	-----------------------	-------	-------	-------	-------	---------

5402000	00 Printing	\$0	\$323	\$0	(\$323)	-100.00%
---------	-------------	-----	-------	-----	---------	----------

5408000	05 Food Purchases	\$777	\$777	\$10,000	\$9,223	1187.00%
---------	-------------------	-------	-------	----------	---------	----------

Sum of Maintenance, Memberships, and		\$2,621	\$3,689	\$12,000	\$8,311	225.29%
--------------------------------------	--	---------	---------	----------	---------	---------

Net Total for New Student Welcome		\$11,488	\$8,187	\$17,000	\$8,813	107.65%
--	--	----------	---------	----------	---------	---------

Dept: 01-3090-303043 Department Name: Student Advocacy

Salaries

Thru: 6/30/2024

<i>Object</i>	<i>Object Name</i>	<i>FY24 YTD</i>	<i>FY24 Budget</i>	<i>FY25 Budget</i>	<i>\$ Change</i>	<i>% Change</i>
5101001	00 FT Administrative Staff	\$0	\$75,601	\$0	(\$75,601)	-100.00%
5102001	00 FT Prof/Tech Staff	\$21,554	\$93,040	\$60,770	(\$32,270)	-34.68%
Sum of Salaries		\$21,554	\$168,641	\$60,770	(\$107,871)	-63.96%
Fringe Benefits						
5201001	00 Employer GTL Medical Vision	\$5,155	\$13,280	\$51,289	\$38,009	286.21%
5209000	55 SURS College Insurance ER Cont	\$187	\$843	\$456	(\$387)	-45.91%
Sum of Fringe Benefits		\$5,342	\$14,123	\$51,745	\$37,622	266.39%
Outsourced & Contractual Services						
5309000	20 Other Contractual Services	\$553	\$2,699	\$1,699	(\$1,000)	-37.05%
Sum of Outsourced & Contractual Servi		\$553	\$2,699	\$1,699	(\$1,000)	-37.05%
Maintenance, Memberships, and Printing & Postage Supplies						
5401001	00 Office Supplies	\$1,554	\$500	\$500	\$0	0.00%
5401009	05 Supplies MCC Store	\$0	\$100	\$600	\$500	500.00%
5402000	00 Printing	\$115	\$500	\$500	\$0	0.00%
5406000	00 Publications & Dues	\$0	\$360	\$200	(\$160)	-44.44%
5408000	05 Food Purchases	\$2,456	\$2,000	\$3,000	\$1,000	50.00%
5409000	00 Other Materials & Supplies	\$1,075	\$100	\$260	\$160	160.00%
Sum of Maintenance, Memberships, and		\$5,200	\$3,560	\$5,060	\$1,500	42.13%
Travel, Meeting, Professional Development, and Recruitment						
5502000	10 Out of District Travel	\$167	\$0	\$500	\$500	#Div/0!
5509000	15 Other Conf & Mtg Exp	\$36	\$0	\$500	\$500	#Div/0!
Sum of Travel, Meeting, Professional D		\$203	\$0	\$1,000	\$1,000	#Div/0!
Net Total for Student Advocacy		\$32,853	\$189,023	\$120,274	(\$68,749)	-36.37%

Dept: 01-4010-000000 **Department Name: General**

Fringe Benefits

5299900	50 State Allocated SURS	\$343,839	\$0	\$0	\$0	#Num!
Sum of Fringe Benefits		\$343,839	\$0	\$0	\$0	#Num!
Net Total for General		\$343,839	\$0	\$0	\$0	#Num!

Dept: 01-4010-401012 **Department Name: Adult Education**

Salaries

5101001	00 FT Administrative Staff	\$65,752	\$91,060	\$90,000	(\$1,060)	-1.16%
5102001	00 FT Prof/Tech Staff	\$116,188	\$163,197	\$177,107	\$13,910	8.52%
5103002	05 PT Instructional Other	\$129,620	\$92,700	\$95,481	\$2,781	3.00%
5103002	15 PT Stipends Fall Sprg Sum	\$6,722	\$21,077	\$21,709	\$632	3.00%
5106002	00 PT Clerical Staff	\$27,082	\$29,545	\$30,444	\$899	3.04%

Thru: 6/30/2024

<i>Object</i>	<i>Object Name</i>	<i>FY24 YTD</i>	<i>FY24 Budget</i>	<i>FY25 Budget</i>	<i>\$ Change</i>	<i>% Change</i>
Sum of Salaries		\$345,364	\$397,579	\$414,741	\$17,162	4.32%
Fringe Benefits						
5201001	00 Employer GTL Medical Vision	\$45,803	\$101,265	\$73,276	(\$27,989)	-27.64%
5209000	55 SURS College Insurance ER Cont	\$1,385	\$1,739	\$2,980	\$1,241	71.36%
5209000	60 Surs Federal Grant Obligation	\$15,124	\$0	\$0	\$0	#Num!
Sum of Fringe Benefits		\$62,312	\$103,004	\$76,256	(\$26,748)	-25.97%
Outsourced & Contractual Services						
5306000	00 Office Services	\$65	\$0	\$0	\$0	#Num!
5309000	20 Other Contractual Services	\$57,518	\$20,000	\$30,000	\$10,000	50.00%
Sum of Outsourced & Contractual Servi		\$57,583	\$20,000	\$30,000	\$10,000	50.00%
Maintenance, Memberships, and Printing & Postage Supplies						
5401001	00 Office Supplies	\$12	\$2,000	\$2,000	\$0	0.00%
5401002	00 Instructional Supplies	\$4,575	\$4,000	\$4,000	\$0	0.00%
5401009	05 Supplies MCC Store	\$0	\$400	\$400	\$0	0.00%
5402000	00 Printing	\$2	\$1,000	\$1,000	\$0	0.00%
5404003	00 Postage	\$0	\$100	\$100	\$0	0.00%
5408000	05 Food Purchases	\$3,783	\$1,500	\$1,500	\$0	0.00%
5409000	00 Other Materials & Supplies	\$2,114	\$500	\$1,000	\$500	100.00%
Sum of Maintenance, Memberships, and		\$10,486	\$9,500	\$10,000	\$500	5.26%
Travel, Meeting, Professional Development, and Recruitment						
5501000	05 Meeting Expense In-District	\$772	\$200	\$200	\$0	0.00%
5502000	05 In District Travel	\$615	\$500	\$500	\$0	0.00%
5502000	10 Out of District Travel	\$7,400	\$500	\$3,000	\$2,500	500.00%
5504000	10 Recruitment - Background Check	\$0	\$1,000	\$1,000	\$0	0.00%
5509000	15 Other Conf & Mtg Exp	\$2,640	\$500	\$500	\$0	0.00%
Sum of Travel, Meeting, Professional D		\$11,427	\$2,700	\$5,200	\$2,500	92.59%
Net Total for Adult Education		\$487,171	\$532,783	\$536,197	\$3,414	0.64%

Dept: 01-4010-401030 Department Name: Kids & College

Salaries

5103001	10 FT Stipends Fall Spring Summer	\$1,000	\$6,500	\$0	(\$6,500)	-100.00%
5103002	05 PT Instructional Other	\$14,528	\$30,900	\$31,827	\$927	3.00%
5103002	15 PT Stipends Fall Sprg Sum	\$32,050	\$37,080	\$38,192	\$1,112	3.00%
Sum of Salaries		\$47,578	\$74,480	\$70,019	(\$4,461)	-5.99%

Fringe Benefits

5201001	00 Employer GTL Medical Vision	\$276	\$0	\$0	\$0	#Num!
5209000	55 SURS College Insurance ER Cont	\$8	\$339	\$525	\$186	54.87%

Thru: 6/30/2024

<i>Object</i>	<i>Object Name</i>	<i>FY24 YTD</i>	<i>FY24 Budget</i>	<i>FY25 Budget</i>	<i>\$ Change</i>	<i>% Change</i>
Sum of Fringe Benefits		\$283	\$339	\$525	\$186	54.87%
Outsourced & Contractual Services						
5309000	20 Other Contractual Services	\$32,210	\$10,500	\$0	(\$10,500)	-100.00%
Sum of Outsourced & Contractual Servi		\$32,210	\$10,500	\$0	(\$10,500)	-100.00%
Maintenance, Memberships, and Printing & Postage Supplies						
5401001	00 Office Supplies	\$0	\$100	\$0	(\$100)	-100.00%
5401002	00 Instructional Supplies	\$4,701	\$11,000	\$11,000	\$0	0.00%
5401009	05 Supplies MCC Store	\$0	\$100	\$100	\$0	0.00%
5402000	00 Printing	\$0	\$50	\$0	(\$50)	-100.00%
5407000	00 Advertising	\$0	\$1,000	\$1,000	\$0	0.00%
5408000	05 Food Purchases	\$0	\$300	\$300	\$0	0.00%
5409000	00 Other Materials & Supplies	\$14,479	\$800	\$800	\$0	0.00%
Sum of Maintenance, Memberships, and		\$19,180	\$13,350	\$13,200	(\$150)	-1.12%
Travel, Meeting, Professional Development, and Recruitment						
5501000	05 Meeting Expense In-District	\$1,150	\$0	\$0	\$0	#Num!
5502000	05 In District Travel	\$0	\$200	\$200	\$0	0.00%
Sum of Travel, Meeting, Professional D		\$1,150	\$200	\$200	\$0	0.00%
Net Total for Kids & College		\$100,401	\$98,869	\$83,944	(\$14,925)	-15.10%

Dept: 01-4010-401032 **Department Name: Workforce and Community Developme**

Salaries

5103002	15 PT Stipends Fall Sprg Sum	\$1,753	\$57	\$59	\$2	3.51%
5106001	00 FT Clerical Staff	\$105,956	\$98,305	\$101,271	\$2,966	3.02%
Sum of Salaries		\$107,709	\$98,362	\$101,330	\$2,968	3.02%

Fringe Benefits

5201001	00 Employer GTL Medical Vision	\$40,904	\$43,931	\$42,357	(\$1,574)	-3.58%
5209000	55 SURS College Insurance ER Cont	\$822	\$492	\$759	\$267	54.27%
Sum of Fringe Benefits		\$41,726	\$44,423	\$43,116	(\$1,307)	-2.94%

Maintenance, Memberships, and Printing & Postage Supplies

5401009	05 Supplies MCC Store	\$270	\$0	\$0	\$0	#Num!
Sum of Maintenance, Memberships, and		\$270	\$0	\$0	\$0	#Num!

Net Total for Workforce and Communi \$149,705 \$142,785 \$144,446 \$1,661 1.16%

Dept: 01-4010-401034 **Department Name: Fitness Center**

Salaries

5102001	00 FT Prof/Tech Staff	\$137,391	\$137,387	\$141,513	\$4,126	3.00%
---------	-----------------------	-----------	-----------	-----------	---------	-------

Thru: 6/30/2024

<i>Object</i>	<i>Object Name</i>	<i>FY24 YTD</i>	<i>FY24 Budget</i>	<i>FY25 Budget</i>	<i>\$ Change</i>	<i>% Change</i>
Sum of Salaries		\$137,391	\$137,387	\$141,513	\$4,126	3.00%
Fringe Benefits						
5201001	00 Employer GTL Medical Vision	\$59,927	\$61,503	\$59,758	(\$1,745)	-2.84%
5209000	55 SURS College Insurance ER Cont	\$1,069	\$687	\$1,061	\$374	54.44%
Sum of Fringe Benefits		\$60,996	\$62,190	\$60,819	(\$1,371)	-2.20%
Outsourced & Contractual Services						
5304000	10 Contract Maintenance Services	\$2,674	\$3,000	\$0	(\$3,000)	-100.00%
5309000	20 Other Contractual Services	\$2,153	\$2,600	\$0	(\$2,600)	-100.00%
Sum of Outsourced & Contractual Servi		\$4,827	\$5,600	\$0	(\$5,600)	-100.00%
Maintenance, Memberships, and Printing & Postage Supplies						
5401001	00 Office Supplies	\$805	\$2,000	\$2,000	\$0	0.00%
5401002	35 Supplies - General	\$5,056	\$5,200	\$5,200	\$0	0.00%
5401009	05 Supplies MCC Store	\$0	\$50	\$25	(\$25)	-50.00%
5402000	00 Printing	\$0	\$50	\$0	(\$50)	-100.00%
5406000	00 Publications & Dues	\$130	\$420	\$250	(\$170)	-40.48%
Sum of Maintenance, Memberships, and		\$5,991	\$7,720	\$7,475	(\$245)	-3.17%
Travel, Meeting, Professional Development, and Recruitment						
5509000	15 Other Conf & Mtg Exp	\$0	\$100	\$100	\$0	0.00%
Sum of Travel, Meeting, Professional D		\$0	\$100	\$100	\$0	0.00%
Capital Outlay						
5806000	00 Equipment - Instructional	\$6,629	\$0	\$6,000	\$6,000	#Div/0!
Sum of Capital Outlay		\$6,629	\$0	\$6,000	\$6,000	#Div/0!
Net Total for Fitness Center		\$215,834	\$212,997	\$215,907	\$2,910	1.37%

Dept: 01-4030-401016 Department Name: SBDC. Mtch 1 Fed

Salaries

5101001	00 FT Administrative Staff	\$4,822	\$0	\$0	\$0	#Num!
Sum of Salaries		\$4,822	\$0	\$0	\$0	#Num!

Fringe Benefits

5201001	00 Employer GTL Medical Vision	\$19,627	\$0	\$0	\$0	#Num!
5209000	55 SURS College Insurance ER Cont	\$372	\$0	\$0	\$0	#Num!
5209000	60 Surs Federal Grant Obligation	\$5,227	\$0	\$0	\$0	#Num!
Sum of Fringe Benefits		\$25,227	\$0	\$0	\$0	#Num!

Outsourced & Contractual Services

5302000	00 Consultants	\$10,695	\$10,000	\$41,476	\$31,476	314.76%
---------	----------------	----------	----------	----------	----------	---------

Thru: 6/30/2024

<i>Object</i>	<i>Object Name</i>	<i>FY24 YTD</i>	<i>FY24 Budget</i>	<i>FY25 Budget</i>	<i>\$ Change</i>	<i>% Change</i>
Sum of Outsourced & Contractual Servi		\$10,695	\$10,000	\$41,476	\$31,476	314.76%
Maintenance, Memberships, and Printing & Postage Supplies						
5406000	00 Publications & Dues	\$288	\$1,580	\$545	(\$1,035)	-65.51%
5406000	10 Periodicals			\$4,200		
5407000	00 Advertising			\$4,200		
Sum of Maintenance, Memberships, and		\$288	\$1,580	\$8,945	\$7,365	466.14%
Travel, Meeting, Professional Development, and Recruitment						
5502000	05 In District Travel	\$0	\$250	\$1,565	\$1,315	526.00%
5502000	10 Out of District Travel	\$573	\$0	\$0	\$0	#Num!
Sum of Travel, Meeting, Professional D		\$573	\$250	\$1,565	\$1,315	526.00%
Net Total for SBDC. Mtch 1 Fed		\$41,605	\$11,830	\$51,986	\$40,156	339.44%
Dept: 01-4040-404010 Department Name: Sustainability						
Salaries						
5101001	00 FT Administrative Staff	\$95,019	\$103,579	\$108,170	\$4,591	4.43%
5103002	15 PT Stipends Fall Sprg Sum	\$0	\$2,030	\$1,061	(\$969)	-47.73%
Sum of Salaries		\$95,019	\$105,609	\$109,231	\$3,622	3.43%
Fringe Benefits						
5201001	00 Employer GTL Medical Vision	\$25,898	\$25,876	\$25,138	(\$738)	-2.85%
5209000	55 SURS College Insurance ER Cont	\$817	\$523	\$819	\$296	56.60%
Sum of Fringe Benefits		\$26,714	\$26,399	\$25,957	(\$442)	-1.67%
Outsourced & Contractual Services						
5309000	20 Other Contractual Services	\$4,313	\$10,000	\$18,000	\$8,000	80.00%
Sum of Outsourced & Contractual Servi		\$4,313	\$10,000	\$18,000	\$8,000	80.00%
Maintenance, Memberships, and Printing & Postage Supplies						
5401001	00 Office Supplies	\$4,141	\$2,500	\$2,500	\$0	0.00%
5401004	00 Maintenance Supplies	\$3,173	\$0	\$1,500	\$1,500	#Div/0!
5402000	00 Printing	\$4,310	\$5,000	\$0	(\$5,000)	-100.00%
5406000	00 Publications & Dues	\$2,183	\$3,500	\$2,500	(\$1,000)	-28.57%
5407000	00 Advertising	\$10,843	\$5,000	\$10,000	\$5,000	100.00%
5408000	05 Food Purchases	\$267	\$0	\$0	\$0	#Num!
5409000	00 Other Materials & Supplies	\$3,282	\$3,000	\$500	(\$2,500)	-83.33%
Sum of Maintenance, Memberships, and		\$28,198	\$19,000	\$17,000	(\$2,000)	-10.53%
Travel, Meeting, Professional Development, and Recruitment						
5501000	05 Meeting Expense In-District	\$478	\$225	\$200	(\$25)	-11.11%
5502000	10 Out of District Travel	\$3,750	\$675	\$2,000	\$1,325	196.30%

Thru: 6/30/2024

<i>Object</i>	<i>Object Name</i>	<i>FY24 YTD</i>	<i>FY24 Budget</i>	<i>FY25 Budget</i>	<i>\$ Change</i>	<i>% Change</i>
5509000	15 Other Conf & Mtg Exp	\$2,755	\$675	\$700	\$25	3.70%
	Sum of Travel, Meeting, Professional D	\$6,983	\$1,575	\$2,900	\$1,325	84.13%
Fixed Charges, Rental, Property Insurance, and Debt Retirement						
5601002	00 MCC Conf Ctr Rental	\$320	\$200	\$0	(\$200)	-100.00%
	Sum of Fixed Charges, Rental, Property	\$320	\$200	\$0	(\$200)	-100.00%
Scholarships, Student Activities, and Waivers						
5909000	70 Corporate Sponsorships	\$1,200	\$1,000	\$0	(\$1,000)	-100.00%
	Sum of Scholarships, Student Activities,	\$1,200	\$1,000	\$0	(\$1,000)	-100.00%
Net Total for Sustainability		\$162,748	\$163,783	\$173,088	\$9,305	5.68%

Dept: 01-6010-000000 **Department Name: General**

Fringe Benefits

5299900	50 State Allocated SURS	\$585,739	\$0	\$0	\$0	#Num!
	Sum of Fringe Benefits	\$585,739	\$0	\$0	\$0	#Num!
Net Total for General		\$585,739	\$0	\$0	\$0	#Num!

Dept: 01-7010-000000 **Department Name: General**

Fringe Benefits

5299900	50 State Allocated SURS	\$232,176	\$0	\$0	\$0	#Num!
	Sum of Fringe Benefits	\$232,176	\$0	\$0	\$0	#Num!
Net Total for General		\$232,176	\$0	\$0	\$0	#Num!

Dept: 01-8010-000000 **Department Name: General**

Fringe Benefits

5299900	50 State Allocated SURS	\$2,157,245	\$0	\$0	\$0	#Num!
	Sum of Fringe Benefits	\$2,157,245	\$0	\$0	\$0	#Num!
Net Total for General		\$2,157,245	\$0	\$0	\$0	#Num!

Dept: 01-8010-501012 **Department Name: Executive Office**

Salaries

5101001	00 FT Administrative Staff	\$321,841	\$314,235	\$343,125	\$28,890	9.19%
5102001	00 FT Prof/Tech Staff	\$79,413	\$79,413	\$81,795	\$2,382	3.00%
	Sum of Salaries	\$401,254	\$393,648	\$424,920	\$31,272	7.94%

Fringe Benefits

5201001	00 Employer GTL Medical Vision	\$56,814	\$56,492	\$54,886	(\$1,606)	-2.84%
---------	--------------------------------	----------	----------	----------	-----------	--------

Thru: 6/30/2024

<i>Object</i>	<i>Object Name</i>	<i>FY24 YTD</i>	<i>FY24 Budget</i>	<i>FY25 Budget</i>	<i>\$ Change</i>	<i>% Change</i>
5209000	55 SURS College Insurance ER Cont	\$3,122	\$1,968	\$3,114	\$1,146	58.23%
5209000	75 Employer match 403B	\$31,420	\$22,500	\$22,500	\$0	0.00%
Sum of Fringe Benefits		\$91,355	\$80,960	\$80,500	(\$460)	-0.57%
Outsourced & Contractual Services						
5302000	00 Consultants	\$0	\$10,000	\$10,000	\$0	0.00%
5309000	20 Other Contractual Services	\$826	\$10,000	\$10,000	\$0	0.00%
Sum of Outsourced & Contractual Servi		\$826	\$20,000	\$20,000	\$0	0.00%
Maintenance, Memberships, and Printing & Postage Supplies						
5401001	00 Office Supplies	\$294	\$2,000	\$2,000	\$0	0.00%
5401009	05 Supplies MCC Store	\$111	\$250	\$250	\$0	0.00%
5402000	00 Printing	\$0	\$250	\$250	\$0	0.00%
5404003	00 Postage	\$0	\$250	\$250	\$0	0.00%
5405000	05 Books	\$531	\$250	\$250	\$0	0.00%
5406000	00 Publications & Dues	\$629	\$2,000	\$2,000	\$0	0.00%
5409000	00 Other Materials & Supplies	\$239	\$100	\$100	\$0	0.00%
Sum of Maintenance, Memberships, and		\$1,805	\$5,100	\$5,100	\$0	0.00%
Travel, Meeting, Professional Development, and Recruitment						
5501000	05 Meeting Expense In-District	\$7,745	\$600	\$600	\$0	0.00%
5502000	05 In District Travel	\$0	\$2,000	\$2,000	\$0	0.00%
5502000	10 Out of District Travel	\$168	\$2,000	\$2,000	\$0	0.00%
5509000	15 Other Conf & Mtg Exp	\$1,800	\$2,000	\$2,000	\$0	0.00%
Sum of Travel, Meeting, Professional D		\$9,714	\$6,600	\$6,600	\$0	0.00%
Scholarships, Student Activities, and Waivers						
5909000	00 Other Expenditures	\$0	\$2,000	\$2,000	\$0	0.00%
Sum of Scholarships, Student Activities,		\$0	\$2,000	\$2,000	\$0	0.00%
Net Total for Executive Office		\$504,953	\$508,308	\$539,120	\$30,812	6.06%

Dept: 01-8010-501013 **Department Name:** DEBI-Diversity Eq Belong Inc

Salaries

5101001	00 FT Administrative Staff	\$127,596	\$127,596	\$131,424	\$3,828	3.00%
Sum of Salaries		\$127,596	\$127,596	\$131,424	\$3,828	3.00%

Fringe Benefits

5201001	00 Employer GTL Medical Vision	\$638	\$649	\$639	(\$10)	-1.54%
5209000	55 SURS College Insurance ER Cont	\$993	\$638	\$986	\$348	54.55%
Sum of Fringe Benefits		\$1,631	\$1,287	\$1,625	\$338	26.26%

Outsourced & Contractual Services

Thru: 6/30/2024

<i>Object</i>	<i>Object Name</i>	<i>FY24 YTD</i>	<i>FY24 Budget</i>	<i>FY25 Budget</i>	<i>\$ Change</i>	<i>% Change</i>
5302000	00 Consultants	\$155	\$0	\$0	\$0	#Num!
Sum of Outsourced & Contractual Servi		\$155	\$0	\$0	\$0	#Num!
Maintenance, Memberships, and Printing & Postage Supplies						
5401001	00 Office Supplies	\$235	\$2,000	\$1,000	(\$1,000)	-50.00%
5401002	35 Supplies - General	\$1,004	\$1,000	\$2,000	\$1,000	100.00%
5401009	00 IT Technology Supplies	\$0	\$2,000	\$1,000	(\$1,000)	-50.00%
5401009	05 Supplies MCC Store	\$448	\$500	\$500	\$0	0.00%
5402000	00 Printing	\$257	\$500	\$500	\$0	0.00%
5405000	05 Books	\$1,205	\$1,500	\$15,000	\$13,500	900.00%
5406000	00 Publications & Dues	\$478	\$2,000	\$2,500	\$500	25.00%
Sum of Maintenance, Memberships, and		\$3,627	\$9,500	\$22,500	\$13,000	136.84%
Travel, Meeting, Professional Development, and Recruitment						
5501000	05 Meeting Expense In-District	\$1,241	\$1,000	\$1,000	\$0	0.00%
5502000	05 In District Travel	\$45	\$1,000	\$1,000	\$0	0.00%
5502000	10 Out of District Travel	\$728	\$1,000	\$1,000	\$0	0.00%
5509000	15 Other Conf & Mtg Exp	\$3,948	\$10,000	\$12,000	\$2,000	20.00%
Sum of Travel, Meeting, Professional D		\$5,963	\$13,000	\$15,000	\$2,000	15.38%
Net Total for DEBI-Diversity Eq Belon		\$138,972	\$151,383	\$170,549	\$19,166	12.66%

Dept: 01-8010-501042 **Department Name: Strategic Initiatives**

Outsourced & Contractual Services

5302000	00 Consultants	\$0	\$20,000	\$20,000	\$0	0.00%
5309000	20 Other Contractual Services	\$0	\$5,000	\$5,000	\$0	0.00%
Sum of Outsourced & Contractual Servi		\$0	\$25,000	\$25,000	\$0	0.00%

Maintenance, Memberships, and Printing & Postage Supplies

5401001	00 Office Supplies	\$88	\$0	\$0	\$0	#Num!
Sum of Maintenance, Memberships, and		\$88	\$0	\$0	\$0	#Num!

Travel, Meeting, Professional Development, and Recruitment

5502000	05 In District Travel	\$421	\$0	\$0	\$0	#Num!
Sum of Travel, Meeting, Professional D		\$421	\$0	\$0	\$0	#Num!

Net Total for Strategic Initiatives \$509 \$25,000 \$25,000 \$0 0.00%

Dept: 01-8020-501010 **Department Name: Duplication**

Outsourced & Contractual Services

5304000	10 Contract Maintenance Services	\$6,066	\$60,000	\$62,500	\$2,500	4.17%
5309000	20 Other Contractual Services	\$0	\$3,500	\$2,500	(\$1,000)	-28.57%

Thru: 6/30/2024

<i>Object</i>	<i>Object Name</i>	<i>FY24 YTD</i>	<i>FY24 Budget</i>	<i>FY25 Budget</i>	<i>\$ Change</i>	<i>% Change</i>
Sum of Outsourced & Contractual Servi		\$6,066	\$63,500	\$65,000	\$1,500	2.36%
Maintenance, Memberships, and Printing & Postage Supplies						
5401001	00 Office Supplies	\$33,875	\$45,000	\$46,500	\$1,500	3.33%
5401001	55 Copy Center Chargebacks	(\$12,130)	\$0	\$0	\$0	#Num!
5401009	05 Supplies MCC Store	\$0	\$250	\$250	\$0	0.00%
5402000	00 Printing	\$0	\$25,000	\$25,000	\$0	0.00%
5404002	00 Computer Software	\$0	\$1,200	\$500	(\$700)	-58.33%
Sum of Maintenance, Memberships, and		\$21,745	\$71,450	\$72,250	\$800	1.12%
Capital Outlay						
5806000	05 Repl Equip--Instructional	\$0	\$1,200	\$1,000	(\$200)	-16.67%
Sum of Capital Outlay		\$0	\$1,200	\$1,000	(\$200)	-16.67%
Net Total for Duplication		\$27,811	\$136,150	\$138,250	\$2,100	1.54%
Dept: 01-8020-501020 Department Name: Resource Develmnt						
Salaries						
5101001	00 FT Administrative Staff	\$88,689	\$88,689	\$91,349	\$2,660	3.00%
5102001	00 FT Prof/Tech Staff	\$56,595	\$56,595	\$58,293	\$1,698	3.00%
Sum of Salaries		\$145,284	\$145,284	\$149,642	\$4,358	3.00%
Fringe Benefits						
5201001	00 Employer GTL Medical Vision	\$47,890	\$47,724	\$46,356	(\$1,368)	-2.87%
5209000	55 SURS College Insurance ER Cont	\$1,130	\$726	\$1,122	\$396	54.55%
Sum of Fringe Benefits		\$49,020	\$48,450	\$47,478	(\$972)	-2.01%
Outsourced & Contractual Services						
5309000	20 Other Contractual Services	\$11,063	\$12,000	\$10,000	(\$2,000)	-16.67%
Sum of Outsourced & Contractual Servi		\$11,063	\$12,000	\$10,000	(\$2,000)	-16.67%
Maintenance, Memberships, and Printing & Postage Supplies						
5401001	00 Office Supplies	\$384	\$300	\$300	\$0	0.00%
5402000	00 Printing	\$0	\$100	\$0	(\$100)	-100.00%
5404003	00 Postage	\$62	\$250	\$100	(\$150)	-60.00%
5406000	00 Publications & Dues	\$5,567	\$1,000	\$4,500	\$3,500	350.00%
Sum of Maintenance, Memberships, and		\$6,013	\$1,650	\$4,900	\$3,250	196.97%
Travel, Meeting, Professional Development, and Recruitment						
5501000	05 Meeting Expense In-District	\$0	\$75	\$75	\$0	0.00%
5502000	05 In District Travel	\$0	\$100	\$75	(\$25)	-25.00%
5502000	10 Out of District Travel	\$2,188	\$5,000	\$5,000	\$0	0.00%
5509000	05 Staff Development	\$0	\$10,000	\$1,500	(\$8,500)	-85.00%

Thru: 6/30/2024

<i>Object</i>	<i>Object Name</i>	<i>FY24 YTD</i>	<i>FY24 Budget</i>	<i>FY25 Budget</i>	<i>\$ Change</i>	<i>% Change</i>
5509000	15 Other Conf & Mtg Exp	\$1,190	\$2,500	\$2,500	\$0	0.00%
Sum of Travel, Meeting, Professional D		\$3,378	\$17,675	\$9,150	(\$8,525)	-48.23%
Net Total for Resource Develmnt		\$214,758	\$225,059	\$221,170	(\$3,889)	-1.73%
Dept: 01-8020-501028 Department Name: Mailroom						
Salaries						
5106001	00 FT Clerical Staff	\$49,245	\$49,185	\$50,668	\$1,483	3.02%
Sum of Salaries		\$49,245	\$49,185	\$50,668	\$1,483	3.02%
Fringe Benefits						
5201001	00 Employer GTL Medical Vision	\$28,982	\$29,305	\$28,478	(\$827)	-2.82%
5209000	55 SURS College Insurance ER Cont	\$383	\$246	\$380	\$134	54.47%
Sum of Fringe Benefits		\$29,365	\$29,551	\$28,858	(\$693)	-2.35%
Outsourced & Contractual Services						
5309000	20 Other Contractual Services	\$100	\$0	\$0	\$0	#Num!
Sum of Outsourced & Contractual Servi		\$100	\$0	\$0	\$0	#Num!
Maintenance, Memberships, and Printing & Postage Supplies						
5401001	00 Office Supplies	\$142	\$926	\$926	\$0	0.00%
5404003	00 Postage	\$32,945	\$52,077	\$52,077	\$0	0.00%
5404003	05 U. P. S.	\$4,005	\$19,598	\$19,598	\$0	0.00%
5404004	00 Repair Materials & Supplies	\$110	\$0	\$0	\$0	#Num!
5406000	00 Publications & Dues	\$0	\$260	\$260	\$0	0.00%
Sum of Maintenance, Memberships, and		\$37,201	\$72,861	\$72,861	\$0	0.00%
Travel, Meeting, Professional Development, and Recruitment						
5501000	05 Meeting Expense In-District	\$0	\$130	\$130	\$0	0.00%
5502000	05 In District Travel	\$0	\$300	\$300	\$0	0.00%
5502000	10 Out of District Travel	\$212	\$0	\$0	\$0	#Num!
5509000	15 Other Conf & Mtg Exp	\$0	\$195	\$195	\$0	0.00%
Sum of Travel, Meeting, Professional D		\$212	\$625	\$625	\$0	0.00%
Fixed Charges, Rental, Property Insurance, and Debt Retirement						
5606000	00 Lease Principal Retirements	\$3,863	\$10,043	\$10,043	\$0	0.00%
Sum of Fixed Charges, Rental, Property		\$3,863	\$10,043	\$10,043	\$0	0.00%
Utilities						
5705000	00 Telephone	\$0	\$500	\$500	\$0	0.00%
Sum of Utilities		\$0	\$500	\$500	\$0	0.00%
Net Total for Mailroom		\$119,986	\$162,765	\$163,555	\$790	0.49%

Thru: 6/30/2024

Object	Object Name	FY24 YTD	FY24 Budget	FY25 Budget	\$ Change	% Change
Dept: 01-8020-502010 Department Name: Student Accounts						
Salaries						
5102001	00 FT Prof/Tech Staff	\$113,274	\$109,152	\$116,911	\$7,759	7.11%
Sum of Salaries		\$113,274	\$109,152	\$116,911	\$7,759	7.11%
Fringe Benefits						
5201001	00 Employer GTL Medical Vision	\$22,771	\$23,012	\$22,370	(\$642)	-2.79%
5209000	55 SURS College Insurance ER Cont	\$881	\$546	\$876	\$330	60.44%
Sum of Fringe Benefits		\$23,652	\$23,558	\$23,246	(\$312)	-1.32%
Outsourced & Contractual Services						
5309000	20 Other Contractual Services	\$10,660	\$9,000	\$12,000	\$3,000	33.33%
Sum of Outsourced & Contractual Servi		\$10,660	\$9,000	\$12,000	\$3,000	33.33%
Maintenance, Memberships, and Printing & Postage Supplies						
5401001	00 Office Supplies	\$339	\$450	\$900	\$450	100.00%
5401009	05 Supplies MCC Store	\$0	\$25	\$50	\$25	100.00%
5402000	00 Printing	\$0	\$150	\$300	\$150	100.00%
Sum of Maintenance, Memberships, and		\$339	\$625	\$1,250	\$625	100.00%
Travel, Meeting, Professional Development, and Recruitment						
5509000	15 Other Conf & Mtg Exp	\$0	\$225	\$225	\$0	0.00%
Sum of Travel, Meeting, Professional D		\$0	\$225	\$225	\$0	0.00%
Net Total for Student Accounts		\$147,926	\$142,560	\$153,632	\$11,072	7.77%

Dept: 01-8020-502015 **Department Name: Business Office**

Salaries						
5101001	00 FT Administrative Staff	\$107,761	\$128,625	\$131,840	\$3,215	2.50%
5102001	00 FT Prof/Tech Staff	\$332,020	\$326,476	\$343,078	\$16,602	5.09%
5102002	00 PT Prof/Technical Staff	\$34,906	\$59,040	\$35,063	(\$23,977)	-40.61%
5106001	00 FT Clerical Staff	\$44,779	\$43,341	\$44,648	\$1,307	3.02%
Sum of Salaries		\$519,467	\$557,482	\$554,629	(\$2,853)	-0.51%
Fringe Benefits						
5201001	00 Employer GTL Medical Vision	\$107,284	\$103,621	\$111,425	\$7,804	7.53%
5209000	55 SURS College Insurance ER Cont	\$3,774	\$2,662	\$4,161	\$1,499	56.31%
Sum of Fringe Benefits		\$111,058	\$106,283	\$115,586	\$9,303	8.75%
Outsourced & Contractual Services						
5309000	20 Other Contractual Services	\$65,143	\$0	\$35,000	\$35,000	#Div/0!

Thru: 6/30/2024

<i>Object</i>	<i>Object Name</i>	<i>FY24 YTD</i>	<i>FY24 Budget</i>	<i>FY25 Budget</i>	<i>\$ Change</i>	<i>% Change</i>
Sum of Outsourced & Contractual Servi		\$65,143	\$0	\$35,000	\$35,000	#Div/0!
Maintenance, Memberships, and Printing & Postage Supplies						
5401001	00 Office Supplies	\$2,793	\$5,000	\$5,000	\$0	0.00%
5401009	05 Supplies MCC Store	\$0	\$50	\$50	\$0	0.00%
5402000	00 Printing	\$0	\$100	\$100	\$0	0.00%
5404002	00 Computer Software	\$0	\$0	\$0	\$0	#Num!
5406000	00 Publications & Dues	\$299	\$1,000	\$1,000	\$0	0.00%
Sum of Maintenance, Memberships, and		\$3,092	\$6,150	\$6,150	\$0	0.00%
Travel, Meeting, Professional Development, and Recruitment						
5501000	05 Meeting Expense In-District	\$32	\$0	\$0	\$0	#Num!
5502000	10 Out of District Travel	\$1,322	\$0	\$0	\$0	#Num!
5509000	15 Other Conf & Mtg Exp	\$2,653	\$2,500	\$2,500	\$0	0.00%
Sum of Travel, Meeting, Professional D		\$4,006	\$2,500	\$2,500	\$0	0.00%
Net Total for Business Office		\$702,765	\$672,415	\$713,865	\$41,450	6.16%

Dept: 01-8020-502025 **Department Name: Chief Fin Officer/Treasurer**

Salaries

5101001	00 FT Administrative Staff	\$180,848	\$180,848	\$186,273	\$5,425	3.00%
5102001	00 FT Prof/Tech Staff	\$49,290	\$36,439	\$0	(\$36,439)	-100.00%
Sum of Salaries		\$230,137	\$217,287	\$186,273	(\$31,014)	-14.27%

Fringe Benefits

5201001	00 Employer GTL Medical Vision	\$40,215	\$36,645	\$35,514	(\$1,131)	-3.09%
5209000	55 SURS College Insurance ER Cont	\$1,787	\$1,086	\$1,679	\$593	54.60%
Sum of Fringe Benefits		\$42,002	\$37,731	\$37,193	(\$538)	-1.43%

Outsourced & Contractual Services

5304000	10 Contract Maintenance Services	\$0	\$800	\$800	\$0	0.00%
5309000	20 Other Contractual Services	\$0	\$15,000	\$24,000	\$9,000	60.00%
Sum of Outsourced & Contractual Servi		\$0	\$15,800	\$24,800	\$9,000	56.96%

Maintenance, Memberships, and Printing & Postage Supplies

5401001	00 Office Supplies	\$702	\$2,250	\$2,250	\$0	0.00%
5401009	05 Supplies MCC Store	\$0	\$50	\$50	\$0	0.00%
5402000	00 Printing	\$0	\$500	\$500	\$0	0.00%
5404002	00 Computer Software	\$2,655	\$3,000	\$3,000	\$0	0.00%
5404003	00 Postage	\$81	\$50	\$50	\$0	0.00%
5406000	00 Publications & Dues	\$959	\$7,000	\$6,500	(\$500)	-7.14%
Sum of Maintenance, Memberships, and		\$4,397	\$12,850	\$12,350	(\$500)	-3.89%

Thru: 6/30/2024

<i>Object</i>	<i>Object Name</i>	<i>FY24 YTD</i>	<i>FY24 Budget</i>	<i>FY25 Budget</i>	<i>\$ Change</i>	<i>% Change</i>
Travel, Meeting, Professional Development, and Recruitment						
5501000	05 Meeting Expense In-District	\$12	\$224	\$225	\$1	0.45%
5502000	10 Out of District Travel	\$0	\$750	\$750	\$0	0.00%
5509000	15 Other Conf & Mtg Exp	\$299	\$250	\$250	\$0	0.00%
Sum of Travel, Meeting, Professional D		\$311	\$1,224	\$1,225	\$1	0.08%
Net Total for Chief Fin Officer/Treasur		\$276,846	\$284,892	\$261,841	(\$23,051)	-8.09%
Dept: 01-8020-502030 Department Name: Business Services & Purch						
Salaries						
5101001	00 FT Administrative Staff	\$71,059	\$95,296	\$0	(\$95,296)	-100.00%
5102001	00 FT Prof/Tech Staff	\$47,974	\$49,869	\$113,204	\$63,335	127.00%
Sum of Salaries		\$119,033	\$145,165	\$113,204	(\$31,961)	-22.02%
Fringe Benefits						
5201001	00 Employer GTL Medical Vision	\$15,758	\$20,928	\$33,242	\$12,314	58.84%
5209000	55 SURS College Insurance ER Cont	\$982	\$725	\$1,460	\$735	101.38%
Sum of Fringe Benefits		\$16,740	\$21,653	\$34,702	\$13,049	60.26%
Outsourced & Contractual Services						
5304000	10 Contract Maintenance Services	\$21,906	\$2,500	\$2,500	\$0	0.00%
5309000	20 Other Contractual Services	\$189	\$30,000	\$30,000	\$0	0.00%
Sum of Outsourced & Contractual Servi		\$22,095	\$32,500	\$32,500	\$0	0.00%
Maintenance, Memberships, and Printing & Postage Supplies						
5401001	00 Office Supplies	\$2,245	\$3,000	\$3,000	\$0	0.00%
5401009	05 Supplies MCC Store	\$0	\$120	\$120	\$0	0.00%
5404003	00 Postage	\$150	\$216	\$216	\$0	0.00%
5406000	00 Publications & Dues	\$6,320	\$1,500	\$1,500	\$0	0.00%
Sum of Maintenance, Memberships, and		\$8,714	\$4,836	\$4,836	\$0	0.00%
Travel, Meeting, Professional Development, and Recruitment						
5501000	05 Meeting Expense In-District	\$485	\$360	\$360	\$0	0.00%
5502000	10 Out of District Travel	\$463	\$3,500	\$3,500	\$0	0.00%
5509000	15 Other Conf & Mtg Exp	\$35	\$2,500	\$2,500	\$0	0.00%
Sum of Travel, Meeting, Professional D		\$984	\$6,360	\$6,360	\$0	0.00%
Fixed Charges, Rental, Property Insurance, and Debt Retirement						
5609000	62 Late Charges -Credit Cards	\$79	\$0	\$0	\$0	#Num!
Sum of Fixed Charges, Rental, Property		\$79	\$0	\$0	\$0	#Num!
Net Total for Business Services & Purc		\$167,645	\$210,514	\$191,602	(\$18,912)	-8.98%

Thru: 6/30/2024

Object	Object Name	FY24 YTD	FY24 Budget	FY25 Budget	\$ Change	% Change
Dept: 01-8030-501022 Department Name: Foundation Supt						
Salaries						
5101001	00 FT Administrative Staff	\$100,561	\$100,561	\$103,578	\$3,017	3.00%
5102001	00 FT Prof/Tech Staff	\$168,581	\$181,780	\$188,222	\$6,442	3.54%
Sum of Salaries		\$269,142	\$282,341	\$291,800	\$9,459	3.35%
Fringe Benefits						
5201001	00 Employer GTL Medical Vision	\$38,236	\$56,130	\$37,150	(\$18,980)	-33.81%
5209000	55 SURS College Insurance ER Cont	\$2,099	\$1,162	\$2,189	\$1,027	88.38%
Sum of Fringe Benefits		\$40,335	\$57,292	\$39,339	(\$17,953)	-31.34%
Outsourced & Contractual Services						
5304000	10 Contract Maintenance Services	\$0	\$6,000	\$5,000	(\$1,000)	-16.67%
5309000	20 Other Contractual Services	\$38,515	\$47,500	\$45,000	(\$2,500)	-5.26%
Sum of Outsourced & Contractual Servi		\$38,515	\$53,500	\$50,000	(\$3,500)	-6.54%
Maintenance, Memberships, and Printing & Postage Supplies						
5401001	00 Office Supplies	\$249	\$750	\$1,000	\$250	33.33%
5401009	05 Supplies MCC Store	\$348	\$0	\$500	\$500	#Div/0!
5402000	00 Printing	\$12,444	\$15,000	\$15,000	\$0	0.00%
5404002	00 Computer Software	\$0	\$0	\$0	\$0	#Num!
5404003	00 Postage	\$1,856	\$2,750	\$2,750	\$0	0.00%
5406000	00 Publications & Dues	\$375	\$500	\$1,000	\$500	100.00%
Sum of Maintenance, Memberships, and		\$15,271	\$19,000	\$20,250	\$1,250	6.58%
Travel, Meeting, Professional Development, and Recruitment						
5501000	05 Meeting Expense In-District	\$1,014	\$2,500	\$5,000	\$2,500	100.00%
5501000	10 Chamber Meeting Expense In-Dis	\$0	\$150	\$150	\$0	0.00%
5502000	05 In District Travel	\$100	\$250	\$500	\$250	100.00%
5502000	10 Out of District Travel	\$0	\$1,500	\$5,000	\$3,500	233.33%
5509000	15 Other Conf & Mtg Exp	\$0	\$1,750	\$2,750	\$1,000	57.14%
Sum of Travel, Meeting, Professional D		\$1,114	\$6,150	\$13,400	\$7,250	117.89%
Fixed Charges, Rental, Property Insurance, and Debt Retirement						
5601002	00 MCC Conf Ctr Rental	\$0	\$150	\$150	\$0	0.00%
Sum of Fixed Charges, Rental, Property		\$0	\$150	\$150	\$0	0.00%
Scholarships, Student Activities, and Waivers						
5909000	58 Graduation	\$2,669	\$7,500	\$7,500	\$0	0.00%
Sum of Scholarships, Student Activities,		\$2,669	\$7,500	\$7,500	\$0	0.00%
Net Total for Foundation Supt		\$367,046	\$425,933	\$422,439	(\$3,494)	-0.82%

Thru: 6/30/2024

Object	Object Name	FY24 YTD	FY24 Budget	FY25 Budget	\$ Change	% Change
Dept: 01-8030-501032 Department Name: Marketing & Public Relatn						
Salaries						
5101001	00 FT Administrative Staff	\$113,113	\$113,113	\$116,507	\$3,394	3.00%
5102001	00 FT Prof/Tech Staff	\$423,170	\$539,612	\$473,135	(\$66,477)	-12.32%
Sum of Salaries		\$536,283	\$652,725	\$589,642	(\$63,083)	-9.66%
Fringe Benefits						
5201001	00 Employer GTL Medical Vision	\$124,089	\$207,060	\$142,647	(\$64,413)	-31.11%
5209000	55 SURS College Insurance ER Cont	\$4,192	\$2,593	\$4,000	\$1,407	54.26%
Sum of Fringe Benefits		\$128,281	\$209,653	\$146,647	(\$63,006)	-30.05%
Outsourced & Contractual Services						
5302000	00 Consultants	\$0	\$10,000	\$7,500	(\$2,500)	-25.00%
5304000	10 Contract Maintenance Services	\$0	\$500	\$500	\$0	0.00%
5306000	00 Office Services	\$0	\$1,200	\$1,200	\$0	0.00%
5309000	20 Other Contractual Services	\$224,249	\$75,000	\$82,000	\$7,000	9.33%
Sum of Outsourced & Contractual Servi		\$224,249	\$86,700	\$91,200	\$4,500	5.19%
Maintenance, Memberships, and Printing & Postage Supplies						
5401001	00 Office Supplies	\$2,760	\$5,000	\$4,000	(\$1,000)	-20.00%
5401009	05 Supplies MCC Store	\$0	\$2,500	\$2,500	\$0	0.00%
5402000	00 Printing	\$20,040	\$0	\$0	\$0	#Num!
5402000	05 Printing - Credit Schedule	\$1,828	\$0	\$0	\$0	#Num!
5402000	10 Printing - Non-Credit Schedule	\$54,738	\$32,000	\$32,500	\$500	1.56%
5402000	15 Printing - College Catalog	\$0	\$15,000	\$15,000	\$0	0.00%
5402000	20 Printing - Non-Credit Division	\$25,613	\$10,000	\$7,500	(\$2,500)	-25.00%
5402000	25 Printing-Institutional	\$52,127	\$70,000	\$65,000	(\$5,000)	-7.14%
5404002	00 Computer Software	\$0	\$7,500	\$7,500	\$0	0.00%
5404003	00 Postage	\$118,072	\$50,000	\$55,000	\$5,000	10.00%
5406000	00 Publications & Dues	\$16,540	\$1,000	\$1,500	\$500	50.00%
5407000	00 Advertising	\$174,788	\$125,000	\$130,000	\$5,000	4.00%
5407000	05 Photography Expense	\$14,408	\$25,000	\$20,000	(\$5,000)	-20.00%
Sum of Maintenance, Memberships, and		\$480,914	\$343,000	\$340,500	(\$2,500)	-0.73%
Travel, Meeting, Professional Development, and Recruitment						
5501000	05 Meeting Expense In-District	\$33	\$750	\$750	\$0	0.00%
5502000	05 In District Travel	\$0	\$150	\$150	\$0	0.00%
5502000	10 Out of District Travel	\$0	\$2,200	\$2,000	(\$200)	-9.09%
5509000	15 Other Conf & Mtg Exp	\$59	\$5,500	\$5,000	(\$500)	-9.09%
Sum of Travel, Meeting, Professional D		\$92	\$8,600	\$7,900	(\$700)	-8.14%
Capital Outlay						

Thru: 6/30/2024

<i>Object</i>	<i>Object Name</i>	<i>FY24 YTD</i>	<i>FY24 Budget</i>	<i>FY25 Budget</i>	<i>\$ Change</i>	<i>% Change</i>
5805000	00 Equipment - Office	\$0	\$2,500	\$1,500	(\$1,000)	-40.00%
Sum of Capital Outlay		\$0	\$2,500	\$1,500	(\$1,000)	-40.00%
Net Total for Marketing & Public Relat		\$1,369,820	\$1,303,178	\$1,177,389	(\$125,789)	-9.65%

Dept: 01-8040-501036 **Department Name: Campus Safety**

Salaries

5101001	00 FT Administrative Staff	\$105,884	\$105,884	\$109,061	\$3,177	3.00%
5102001	00 FT Prof/Tech Staff	\$376,299	\$369,440	\$380,790	\$11,350	3.07%
5102002	00 PT Prof/Technical Staff	\$30,081	\$21,478	\$22,131	\$653	3.04%
5106001	10 FT Service Staff	\$49,384	\$48,007	\$49,468	\$1,461	3.04%
Sum of Salaries		\$561,648	\$544,809	\$561,450	\$16,641	3.05%

Fringe Benefits

5201001	00 Employer GTL Medical Vision	\$183,280	\$188,626	\$183,274	(\$5,352)	-2.84%
5209000	55 SURS College Insurance ER Cont	\$4,136	\$2,723	\$4,212	\$1,489	54.68%
Sum of Fringe Benefits		\$187,416	\$191,349	\$187,486	(\$3,863)	-2.02%

Outsourced & Contractual Services

5309000	20 Other Contractual Services	\$33,120	\$40,000	\$41,500	\$1,500	3.75%
Sum of Outsourced & Contractual Servi		\$33,120	\$40,000	\$41,500	\$1,500	3.75%

Maintenance, Memberships, and Printing & Postage Supplies

5401001	00 Office Supplies	\$11,495	\$11,000	\$12,000	\$1,000	9.09%
5401009	05 Supplies MCC Store	\$0	\$150	\$150	\$0	0.00%
5402000	00 Printing	\$0	\$50	\$50	\$0	0.00%
5404002	00 Computer Software	(\$3,634)	\$0	\$0	\$0	#Num!
5406000	00 Publications & Dues	\$1,545	\$2,000	\$2,000	\$0	0.00%
5409000	00 Other Materials & Supplies	\$7,514	\$8,000	\$9,000	\$1,000	12.50%
Sum of Maintenance, Memberships, and		\$16,919	\$21,200	\$23,200	\$2,000	9.43%

Travel, Meeting, Professional Development, and Recruitment

5501000	05 Meeting Expense In-District	\$103	\$300	\$300	\$0	0.00%
5502000	05 In District Travel	\$104	\$150	\$150	\$0	0.00%
5502000	10 Out of District Travel	\$1,100	\$2,000	\$2,000	\$0	0.00%
5509000	15 Other Conf & Mtg Exp	\$910	\$2,000	\$2,000	\$0	0.00%
Sum of Travel, Meeting, Professional D		\$2,217	\$4,450	\$4,450	\$0	0.00%

Fixed Charges, Rental, Property Insurance, and Debt Retirement

5606002	05 Subscription Retirements	\$3,342	\$0	\$0	\$0	#Num!
Sum of Fixed Charges, Rental, Property		\$3,342	\$0	\$0	\$0	#Num!

Utilities

Thru: 6/30/2024

<i>Object</i>	<i>Object Name</i>	<i>FY24 YTD</i>	<i>FY24 Budget</i>	<i>FY25 Budget</i>	<i>\$ Change</i>	<i>% Change</i>
5705000	00 Telephone	\$0	\$3,060	\$3,060	\$0	0.00%
	Sum of Utilities	\$0	\$3,060	\$3,060	\$0	0.00%
Net Total for Campus Safety		\$804,662	\$804,868	\$821,146	\$16,278	2.02%

Dept: 01-8040-503010 **Department Name: Human Resources**

Salaries

5101001	00 FT Administrative Staff	\$277,189	\$514,537	\$336,304	(\$178,233)	-34.64%
5102001	00 FT Prof/Tech Staff	\$180,043	\$103,775	\$219,756	\$115,981	111.76%
5103002	15 PT Stipends Fall Sprg Sum	\$0	\$10,300	\$10,609	\$309	3.00%
5106001	00 FT Clerical Staff	\$92,655	\$89,894	\$92,594	\$2,700	3.00%
5109000	60 Sign On Bonus	\$25,000	\$35,000	\$15,000	(\$20,000)	-57.14%
	Sum of Salaries	\$574,886	\$753,506	\$674,263	(\$79,243)	-10.52%

Fringe Benefits

5201001	00 Employer GTL Medical Vision	\$59,833	\$108,348	\$110,845	\$2,497	2.30%
5209000	55 SURS College Insurance ER Cont	\$3,793	\$2,928	\$3,392	\$464	15.85%
	Sum of Fringe Benefits	\$63,627	\$111,276	\$114,237	\$2,961	2.66%

Outsourced & Contractual Services

5302000	00 Consultants	\$13,835	\$15,000	\$10,000	(\$5,000)	-33.33%
5304000	05 Contractual Services	\$3,354	\$0	\$0	\$0	#Num!
5309000	20 Other Contractual Services	\$13,058	\$80,000	\$25,000	(\$55,000)	-68.75%
	Sum of Outsourced & Contractual Servi	\$30,247	\$95,000	\$35,000	(\$60,000)	-63.16%

Maintenance, Memberships, and Printing & Postage Supplies

5401001	00 Office Supplies	\$5,947	\$5,000	\$5,000	\$0	0.00%
5401005	00 Accomodation Supplies	\$40	\$1,000	\$1,000	\$0	0.00%
5401009	05 Supplies MCC Store	\$39	\$4,000	\$4,000	\$0	0.00%
5402000	00 Printing	\$0	\$850	\$1,000	\$150	17.65%
5404002	00 Computer Software	\$34,833	\$10,000	\$10,000	\$0	0.00%
5404002	05 Software Purchases	\$4,485	\$65,000	\$0	(\$65,000)	-100.00%
5404003	00 Postage	\$0	\$750	\$0	(\$750)	-100.00%
5406000	00 Publications & Dues	\$1,647	\$8,000	\$2,500	(\$5,500)	-68.75%
5409000	00 Other Materials & Supplies	\$10,247	\$11,500	\$10,000	(\$1,500)	-13.04%
	Sum of Maintenance, Memberships, and	\$57,238	\$106,100	\$33,500	(\$72,600)	-68.43%

Travel, Meeting, Professional Development, and Recruitment

5501000	05 Meeting Expense In-District	\$2,980	\$15,000	\$5,000	(\$10,000)	-66.67%
5502000	05 In District Travel	\$0	\$500	\$500	\$0	0.00%
5502000	10 Out of District Travel	\$2,053	\$3,500	\$3,500	\$0	0.00%
5504000	00 Recruitment	\$80,340	\$40,000	\$85,000	\$45,000	112.50%
5504000	10 Recruitment - Background Check	\$127	\$5,000	\$5,000	\$0	0.00%

Thru: 6/30/2024

<i>Object</i>	<i>Object Name</i>	<i>FY24 YTD</i>	<i>FY24 Budget</i>	<i>FY25 Budget</i>	<i>\$ Change</i>	<i>% Change</i>
5504000	15 Relocation/Moving Expenses	\$0	\$5,000	\$5,000	\$0	0.00%
5509000	15 Other Conf & Mtg Exp	\$1,228	\$7,000	\$2,500	(\$4,500)	-64.29%
Sum of Travel, Meeting, Professional D		\$86,729	\$76,000	\$106,500	\$30,500	40.13%
Fixed Charges, Rental, Property Insurance, and Debt Retirement						
5606002	05 Subscription Retirements	\$42,493	\$0	\$0	\$0	#Num!
Sum of Fixed Charges, Rental, Property		\$42,493	\$0	\$0	\$0	#Num!
Capital Outlay						
5809000	00 Other Capital Outlay	\$0	\$10,000	\$5,000	(\$5,000)	-50.00%
Sum of Capital Outlay		\$0	\$10,000	\$5,000	(\$5,000)	-50.00%
Scholarships, Student Activities, and Waivers						
5909001	00 Rewards and Recognition	\$30,129	\$50,000	\$50,000	\$0	0.00%
Sum of Scholarships, Student Activities,		\$30,129	\$50,000	\$50,000	\$0	0.00%
Net Total for Human Resources		\$885,349	\$1,201,882	\$1,018,500	(\$183,382)	-15.26%

Dept: 01-8050-501014 Department Name: Board Of Trustees

Outsourced & Contractual Services

5309000	05 Board Expense	\$7,210	\$10,000	\$10,000	\$0	0.00%
Sum of Outsourced & Contractual Servi		\$7,210	\$10,000	\$10,000	\$0	0.00%

Maintenance, Memberships, and Printing & Postage Supplies

5401001	00 Office Supplies	\$0	\$250	\$250	\$0	0.00%
5402000	00 Printing	\$0	\$250	\$250	\$0	0.00%
5404003	00 Postage	\$209	\$250	\$250	\$0	0.00%
Sum of Maintenance, Memberships, and		\$209	\$750	\$750	\$0	0.00%

Travel, Meeting, Professional Development, and Recruitment

5501000	05 Meeting Expense In-District	\$0	\$500	\$500	\$0	0.00%
5502000	10 Out of District Travel	\$1,611	\$2,500	\$2,500	\$0	0.00%
5509000	15 Other Conf & Mtg Exp	\$945	\$2,500	\$2,500	\$0	0.00%
Sum of Travel, Meeting, Professional D		\$2,556	\$5,500	\$5,500	\$0	0.00%

Net Total for Board Of Trustees \$9,975 \$16,250 \$16,250 \$0 0.00%

Dept: 01-8060-501016 Department Name: General Institutional Exp

Salaries

5101001	00 FT Administrative Staff			\$93,771		
5101001	01 FT Admin Vacancy Allowance	\$0	(\$243,682)	(\$163,171)	\$80,511	-33.04%
5102001	00 FT Prof/Tech Staff			\$551,803		
5102001	01 FT Prof Vacancy Allowance	\$0	(\$304,603)	(\$163,171)	\$141,432	-46.43%

Thru: 6/30/2024

<i>Object</i>	<i>Object Name</i>	<i>FY24 YTD</i>	<i>FY24 Budget</i>	<i>FY25 Budget</i>	<i>\$ Change</i>	<i>% Change</i>
5103002	06 PT Instruct Vacancy Allowance	\$0	(\$365,523)	(\$326,341)	\$39,182	-10.72%
5106001	01 FT Clerical Vacancy Allowance	\$0	(\$304,603)	(\$163,171)	\$141,432	-46.43%
5106002	00 PT Clerical Staff			\$180,328		
5109000	40 Faculty Tuition Stipend	\$110,400	\$95,000	\$133,000	\$38,000	40.00%
5109000	45 Adjunct Bonus Stipend	\$67,191	\$0	\$84,771	\$84,771	#Div/0!
5109000	50 Other Compensation	\$2,884	\$0	\$0	\$0	#Num!
Sum of Salaries		\$180,475	(\$1,123,411)	\$227,819	\$1,351,230	-120.28%

Fringe Benefits

5201001	00 Employer GTL Medical Vision	\$14,342	(\$10,285)	\$32,474	\$42,759	-415.74%
5207000	05 Tuition Waiver - Admin.	\$3,571	\$5,000	\$5,000	\$0	0.00%
5207000	10 Tuition Waiver - Faculty	\$15,511	\$18,000	\$18,000	\$0	0.00%
5207000	15 Tuition Waiver - Staff	\$35,086	\$35,000	\$35,000	\$0	0.00%
5207000	20 Tuition Waiver - Admin Depend	\$24,466	\$15,000	\$15,000	\$0	0.00%
5207000	25 Tuition Waiver - Faculty Depen	\$60,166	\$35,000	\$35,000	\$0	0.00%
5207000	30 Tuition Waiver - Staff Depend	\$88,758	\$35,000	\$35,000	\$0	0.00%
5207000	35 Admin Tuition Reimbursement	\$14,157	\$22,500	\$22,500	\$0	0.00%
5207000	40 Faculty Tuition Reimbursement	\$32,944	\$30,000	\$30,000	\$0	0.00%
5207000	41 Adjunct Prof Development	\$2,605	\$5,000	\$5,000	\$0	0.00%
5207000	45 Staff Tuition Reimbursement	\$39,412	\$25,000	\$25,000	\$0	0.00%
5209000	55 SURS College Insurance ER Cont	\$0	\$78,450	\$0	(\$78,450)	-100.00%
5209000	65 Surs Penalties	\$10,730	\$25,000	\$25,000	\$0	0.00%
5209000	75 Employer match 403B	\$3	\$0	\$0	\$0	#Num!
5299900	00 Compensated Absences	(\$594,115)	\$20,000	\$50,000	\$30,000	150.00%
5299900	50 State Allocated SURS	\$0	\$22,500,000	\$22,500,000	\$0	0.00%
Sum of Fringe Benefits		(\$252,363)	\$22,838,665	\$22,832,974	(\$5,691)	-0.02%

Outsourced & Contractual Services

5302000	00 Consultants	\$0	\$30,000	\$30,000	\$0	0.00%
5304000	10 Contract Maintenance Services	\$0	\$5,000	\$5,000	\$0	0.00%
5305000	05 Legal Notices	\$1,026	\$1,000	\$1,000	\$0	0.00%
5305000	10 Legal Retainer	\$65,625	\$125,000	\$125,000	\$0	0.00%
5309000	10 Insurance Consultant	\$0	\$5,000	\$5,000	\$0	0.00%
5309000	20 Other Contractual Services	\$38,006	\$15,000	\$15,000	\$0	0.00%
5309000	21 Cont Service Offset Allowance	\$0	(\$300,000)	(\$300,000)	\$0	0.00%
Sum of Outsourced & Contractual Servi		\$104,657	(\$119,000)	(\$119,000)	\$0	0.00%

Maintenance, Memberships, and Printing & Postage Supplies

5401001	00 Office Supplies	\$64,984	\$20,000	\$20,000	\$0	0.00%
5401001	01 Supplies Offset Allowance	\$0	(\$200,000)	\$0	\$200,000	-100.00%
5401009	00 IT Technology Supplies	\$114,957	\$0	\$0	\$0	#Num!
5401009	05 Supplies MCC Store	\$450	\$0	\$0	\$0	#Num!
5402000	00 Printing	\$0	\$60	\$100	\$40	66.67%

Thru: 6/30/2024

<i>Object</i>	<i>Object Name</i>	<i>FY24 YTD</i>	<i>FY24 Budget</i>	<i>FY25 Budget</i>	<i>\$ Change</i>	<i>% Change</i>
5404002	00 Computer Software	\$26,434	\$10,000	\$15,000	\$5,000	50.00%
5406000	00 Publications & Dues	\$64,497	\$45,000	\$45,000	\$0	0.00%
5408000	05 Food Purchases	\$0	\$1,000	\$1,000	\$0	0.00%
5409000	00 Other Materials & Supplies	\$1,780	\$10,000	\$10,000	\$0	0.00%
Sum of Maintenance, Memberships, and		\$273,102	(\$113,940)	\$91,100	\$205,040	-179.95%
Travel, Meeting, Professional Development, and Recruitment						
5501000	05 Meeting Expense In-District	\$15,411	\$5,000	\$25,000	\$20,000	400.00%
5501000	10 Chamber Meeting Expense In-Dis	\$500	\$1,250	\$1,250	\$0	0.00%
5502000	10 Out of District Travel	\$555	\$25,000	\$25,000	\$0	0.00%
5502000	11 Travel Offset Allowance	\$0	(\$50,000)	(\$100,000)	(\$50,000)	100.00%
Sum of Travel, Meeting, Professional D		\$16,466	(\$18,750)	(\$48,750)	(\$30,000)	160.00%
Fixed Charges, Rental, Property Insurance, and Debt Retirement						
5602000	00 Rental - Equipment	\$0	\$5,000	\$5,000	\$0	0.00%
5606000	00 Lease Principal Retirements	\$978,132	\$1,000,000	\$1,000,000	\$0	0.00%
5609000	10 Existing Computer Leases	\$90,294	\$50,000	\$50,000	\$0	0.00%
5609000	40 New Computer Leases	\$0	\$0	\$0	\$0	#Num!
5609000	50 Bond Principal	\$240,000	\$240,000	\$245,000	\$5,000	2.08%
5609000	55 Interest Expense	\$21,671	\$21,671	\$16,443	(\$5,228)	-24.12%
5609000	60 General Insurance	\$210,317	\$162,046	\$232,486	\$70,440	43.47%
5609000	62 Late Charges -Credit Cards	\$195	\$200	\$200	\$0	0.00%
5609000	65 Insurance Deductables	\$0	\$20,000	\$20,000	\$0	0.00%
5609002	00 Interest Expense-Leases	\$56,784	\$22,000	\$22,000	\$0	0.00%
5609002	05 Interest Expense-Subscriptions	\$17,096	\$0	\$0	\$0	#Num!
Sum of Fixed Charges, Rental, Property		\$1,614,488	\$1,520,917	\$1,591,129	\$70,212	4.62%
Utilities						
5705000	00 Telephone	\$12,306	\$20,000	\$20,000	\$0	0.00%
Sum of Utilities		\$12,306	\$20,000	\$20,000	\$0	0.00%
Capital Outlay						
5805000	00 Equipment - Office	\$132,991	\$40,000	\$25,000	(\$15,000)	-37.50%
5809000	60 Building Improvements	\$0	\$40,000	\$25,000	(\$15,000)	-37.50%
Sum of Capital Outlay		\$132,991	\$80,000	\$50,000	(\$30,000)	-37.50%
Scholarships, Student Activities, and Waivers						
5904000	25 Bad Debt Expenses	\$1,272,491	\$150,000	\$150,000	\$0	0.00%
5909000	00 Other Expenditures	\$910	\$10,000	\$10,000	\$0	0.00%
5909000	02 Tuition Waivers Institutional	\$53,722	\$65,000	\$30,000	(\$35,000)	-53.85%
5909000	04 Tuition Waivers Student Life	\$246,734	\$150,000	\$150,000	\$0	0.00%
5909000	07 Tuition Waivers Senior Citizen	\$65,123	\$70,000	\$70,000	\$0	0.00%
5909000	08 Tuition Waivers Culinary Mgmt	\$30,976	\$5,000	\$35,000	\$30,000	600.00%

Thru: 6/30/2024

<i>Object</i>	<i>Object Name</i>	<i>FY24 YTD</i>	<i>FY24 Budget</i>	<i>FY25 Budget</i>	<i>\$ Change</i>	<i>% Change</i>
5909000	09 Tuition Waivers Fin Distress	\$2,777	\$0	\$5,000	\$5,000	#Div/0!
5909000	15 Participation Stipend	\$0	\$2,500	\$2,500	\$0	0.00%
5909000	46 Services Charges Bonds	\$475	\$0	\$0	\$0	#Num!
5909000	54 Perm Art Collection	\$15,515	\$14,000	\$14,000	\$0	0.00%
5909000	70 Corporate Sponsorships	\$12,685	\$10,000	\$10,000	\$0	0.00%
5909000	80 Tax Abatements	\$1,360	\$1,000	\$1,000	\$0	0.00%
5909000	85 Real Estate Taxes	(\$4,716)	\$0	\$0	\$0	#Num!
5909000	90 Bank/Credit Crd/Higher One Fee	\$280,066	\$225,000	\$225,000	\$0	0.00%
5909002	00 Indirect Costs Allocation	(\$28,136)	(\$10,000)	(\$10,000)	\$0	0.00%
Sum of Scholarships, Student Activities,		\$1,949,983	\$692,500	\$692,500	\$0	0.00%

Contingency

6000000	05 Contingency Institution	\$0	\$67,225	\$100,000	\$32,775	48.75%
Sum of Contingency		\$0	\$67,225	\$100,000	\$32,775	48.75%

Interfund Transfer Out

7102000	10 Transfer To Aux Fund	\$550,000	\$550,000	\$730,000	\$180,000	32.73%
7102000	30 Transfer to fund	\$0	\$300,000	\$10,329,267	\$10,029,267	3343.09%
7102000	50 Transfer	\$4,294,358	\$0	\$0	\$0	#Num!
Sum of Interfund Transfer Out		\$4,844,358	\$850,000	\$11,059,267	\$10,209,267	1201.09%

Net Total for General Institutional Exp \$8,876,463 \$24,694,206 \$36,497,039 \$11,802,833 47.80%

Dept: 01-8060-501024 Department Name: Institutional Sch

Salaries

5106002	00 PT Clerical Staff	\$26,146	\$28,526	\$29,394	\$868	3.04%
Sum of Salaries		\$26,146	\$28,526	\$29,394	\$868	3.04%

Fringe Benefits

5209000	55 SURS College Insurance ER Cont	\$0	\$143	\$220	\$77	53.85%
Sum of Fringe Benefits		\$0	\$143	\$220	\$77	53.85%

Net Total for Institutional Sch \$26,146 \$28,669 \$29,614 \$945 3.30%

Dept: 01-8060-503025 Department Name: Employee Health Ins

Fringe Benefits

5201000	05 Cobra Administration	\$856	\$1,500	\$500	(\$1,000)	-66.67%
5201001	40 Employee Medical Claims Hospit	\$2,199,790	\$1,500,000	\$1,500,000	\$0	0.00%
5201001	45 Employee Medical Claims Doctor	\$1,693,083	\$1,400,000	\$1,400,000	\$0	0.00%
5201001	50 Employee Medical Claims Prescr	\$1,412,596	\$1,000,000	\$1,000,000	\$0	0.00%
5201001	55 Cobra Medical Claims Hospital	\$0	\$10,000	\$10,000	\$0	0.00%
5201001	60 Cobra Medical Claims Doctor	\$260	\$10,000	\$10,000	\$0	0.00%
5201001	65 Cobra Medical Claims Prescript	\$1,609	\$7,500	\$7,500	\$0	0.00%

Thru: 6/30/2024

<i>Object</i>	<i>Object Name</i>	<i>FY24 YTD</i>	<i>FY24 Budget</i>	<i>FY25 Budget</i>	<i>\$ Change</i>	<i>% Change</i>
5201001	70 Medical Insurance Administrati	\$231,482	\$220,000	\$220,000	\$0	0.00%
5201001	75 Medical Insurance Access Fee	\$308,602	\$150,000	\$150,000	\$0	0.00%
5201001	80 Medical Insurance Prescription	(\$320,787)	(\$130,000)	(\$130,000)	\$0	0.00%
5201001	85 Medical Insurance Stop Loss Ag	\$1,010	\$500	\$500	\$0	0.00%
5201001	90 Medical Insurance Stop Loss In	\$122,773	\$200,000	\$200,000	\$0	0.00%
5201001	95 Medical Insurance Stop Loss Re	\$0	(\$50,000)	(\$50,000)	\$0	0.00%
5201002	00 Dental	\$258,066	\$250,000	\$250,000	\$0	0.00%
5201002	05 Dental Insurance Administratio	\$11,669	\$15,000	\$15,000	\$0	0.00%
5201003	00 Vision	\$96,884	\$100,000	\$100,000	\$0	0.00%
5201004	00 Group Life Insurance	\$34,373	\$20,000	\$20,000	\$0	0.00%
5201005	00 Long Term Disability	(\$1,617)	\$0	\$0	\$0	#Num!
5208000	10 Retiree Medical Claims Doctor	(\$282)	\$0	\$0	\$0	#Num!
5209000	01 Flexible Spending Admin Exp	\$4,736	\$8,000	\$8,000	\$0	0.00%
5209000	05 Employee Assistance Program	\$6,480	\$7,500	\$7,500	\$0	0.00%
5209000	08 Wellness Benefits	\$0	\$10,000	\$10,000	\$0	0.00%
Sum of Fringe Benefits		\$6,061,583	\$4,730,000	\$4,729,000	(\$1,000)	-0.02%
Net Total for Employee Health Ins		\$6,061,583	\$4,730,000	\$4,729,000	(\$1,000)	-0.02%

Dept: 01-8070-506010 **Department Name: Institutional Advancement**

Salaries

5101001	00 FT Administrative Staff	\$188,206	\$173,650	\$178,859	\$5,209	3.00%
5102001	00 FT Prof/Tech Staff	\$61,859	\$110,855	\$62,772	(\$48,083)	-43.37%
Sum of Salaries		\$250,065	\$284,505	\$241,631	(\$42,874)	-15.07%

Fringe Benefits

5201001	00 Employer GTL Medical Vision	\$52,877	\$110,513	\$51,538	(\$58,975)	-53.36%
5209000	55 SURS College Insurance ER Cont	\$1,981	\$1,173	\$1,812	\$639	54.48%
Sum of Fringe Benefits		\$54,857	\$111,686	\$53,350	(\$58,336)	-52.23%

Outsourced & Contractual Services

5302000	00 Consultants	\$0	\$12,500	\$10,000	(\$2,500)	-20.00%
5304000	05 Contractual Services	\$21,000	\$15,000	\$17,500	\$2,500	16.67%
5309000	20 Other Contractual Services	\$61,961	\$12,500	\$20,000	\$7,500	60.00%
Sum of Outsourced & Contractual Servi		\$82,961	\$40,000	\$47,500	\$7,500	18.75%

Maintenance, Memberships, and Printing & Postage Supplies

5401001	00 Office Supplies	\$16,684	\$2,500	\$2,500	\$0	0.00%
5401009	05 Supplies MCC Store	\$2,187	\$1,000	\$1,000	\$0	0.00%
5402000	00 Printing	\$11,754	\$5,000	\$5,000	\$0	0.00%
5404002	00 Computer Software	\$0	\$1,000	\$1,000	\$0	0.00%
5406000	00 Publications & Dues	\$1,436	\$2,000	\$2,000	\$0	0.00%
5408000	05 Food Purchases	\$41,198	\$22,500	\$27,500	\$5,000	22.22%

Tuesday, September 10, 2024

Page 90 of 190

Thru: 6/30/2024

<i>Object</i>	<i>Object Name</i>	<i>FY24 YTD</i>	<i>FY24 Budget</i>	<i>FY25 Budget</i>	<i>\$ Change</i>	<i>% Change</i>
5409000	00 Other Materials & Supplies	\$3,102	\$1,000	\$1,000	\$0	0.00%
Sum of Maintenance, Memberships, and		\$76,361	\$35,000	\$40,000	\$5,000	14.29%
Travel, Meeting, Professional Development, and Recruitment						
5501000	05 Meeting Expense In-District	\$35,434	\$5,000	\$5,000	\$0	0.00%
5502000	05 In District Travel	\$502	\$2,500	\$1,500	(\$1,000)	-40.00%
5502000	10 Out of District Travel	\$1,562	\$2,500	\$2,500	\$0	0.00%
5509000	15 Other Conf & Mtg Exp	\$6,484	\$3,250	\$5,000	\$1,750	53.85%
Sum of Travel, Meeting, Professional D		\$43,982	\$13,250	\$14,000	\$750	5.66%
Scholarships, Student Activities, and Waivers						
5909000	70 Corporate Sponsorships	\$307	\$5,000	\$5,000	\$0	0.00%
Sum of Scholarships, Student Activities,		\$307	\$5,000	\$5,000	\$0	0.00%
Net Total for Institutional Advancemen		\$508,533	\$489,441	\$401,481	(\$87,960)	-17.97%

Dept: 01-8070-506012 **Department Name: Institutional Advancement AQIP**

Maintenance, Memberships, and Printing & Postage Supplies

5406000	00 Publications & Dues	\$0	\$7,500	\$0	(\$7,500)	-100.00%
Sum of Maintenance, Memberships, and		\$0	\$7,500	\$0	(\$7,500)	-100.00%
Net Total for Institutional Advancemen		\$0	\$7,500	\$0	(\$7,500)	-100.00%

Dept: 01-8070-506015 **Department Name: Institutional Research**

Salaries

5101001	00 FT Administrative Staff	\$108,045	\$108,045	\$111,286	\$3,241	3.00%
5102001	00 FT Prof/Tech Staff	\$91,905	\$132,777	\$191,171	\$58,394	43.98%
Sum of Salaries		\$199,950	\$240,822	\$302,457	\$61,635	25.59%

Fringe Benefits

5201001	00 Employer GTL Medical Vision	\$39,721	\$66,293	\$60,836	(\$5,457)	-8.23%
5209000	55 SURS College Insurance ER Cont	\$1,550	\$1,203	\$1,729	\$526	43.72%
Sum of Fringe Benefits		\$41,272	\$67,496	\$62,565	(\$4,931)	-7.31%

Outsourced & Contractual Services

5309000	20 Other Contractual Services	\$17,332	\$20,000	\$25,000	\$5,000	25.00%
Sum of Outsourced & Contractual Servi		\$17,332	\$20,000	\$25,000	\$5,000	25.00%

Maintenance, Memberships, and Printing & Postage Supplies

5401001	00 Office Supplies	\$122	\$300	\$300	\$0	0.00%
5402000	00 Printing	\$0	\$20	\$0	(\$20)	-100.00%
5406000	00 Publications & Dues	\$14,806	\$600	\$8,500	\$7,900	1316.67%

Thru: 6/30/2024

<i>Object</i>	<i>Object Name</i>	<i>FY24 YTD</i>	<i>FY24 Budget</i>	<i>FY25 Budget</i>	<i>\$ Change</i>	<i>% Change</i>
Sum of Maintenance, Memberships, and		\$14,928	\$920	\$8,800	\$7,880	856.52%
Travel, Meeting, Professional Development, and Recruitment						
5502000	10 Out of District Travel	\$202	\$500	\$800	\$300	60.00%
5509000	15 Other Conf & Mtg Exp	\$879	\$1,600	\$1,600	\$0	0.00%
Sum of Travel, Meeting, Professional D		\$1,081	\$2,100	\$2,400	\$300	14.29%
Net Total for Institutional Research		\$274,563	\$331,338	\$401,222	\$69,884	21.09%
Dept: 01-8080-504010 Department Name: Information Technology						
Salaries						
5101001	00 FT Administrative Staff	\$180,003	\$180,003	\$185,403	\$5,400	3.00%
5102001	00 FT Prof/Tech Staff	\$80,413	\$212,912	\$82,825	(\$130,087)	-61.10%
Sum of Salaries		\$260,416	\$392,915	\$268,228	(\$124,687)	-31.73%
Fringe Benefits						
5201001	00 Employer GTL Medical Vision	\$26,650	\$49,150	\$30,326	(\$18,824)	-38.30%
5209000	55 SURS College Insurance ER Cont	\$2,026	\$1,302	\$2,012	\$710	54.53%
Sum of Fringe Benefits		\$28,676	\$50,452	\$32,338	(\$18,114)	-35.90%
Outsourced & Contractual Services						
5302000	00 Consultants	\$8,680	\$50,000	\$10,000	(\$40,000)	-80.00%
5309000	20 Other Contractual Services	\$120	\$0	\$0	\$0	#Num!
Sum of Outsourced & Contractual Servi		\$8,800	\$50,000	\$10,000	(\$40,000)	-80.00%
Maintenance, Memberships, and Printing & Postage Supplies						
5401001	00 Office Supplies	\$1,379	\$5,000	\$3,000	(\$2,000)	-40.00%
5401009	00 IT Technology Supplies	\$26,575	\$0	\$50,000	\$50,000	#Div/0!
5402000	00 Printing	\$1	\$0	\$0	\$0	#Num!
5404002	00 Computer Software	\$2,112	\$0	\$6,000	\$6,000	#Div/0!
5406000	00 Publications & Dues	\$2,415	\$2,200	\$2,200	\$0	0.00%
Sum of Maintenance, Memberships, and		\$32,482	\$7,200	\$61,200	\$54,000	750.00%
Travel, Meeting, Professional Development, and Recruitment						
5509000	15 Other Conf & Mtg Exp	\$0	\$500	\$500	\$0	0.00%
Sum of Travel, Meeting, Professional D		\$0	\$500	\$500	\$0	0.00%
Capital Outlay						
5805000	00 Equipment - Office	\$0	\$7,500	\$7,500	\$0	0.00%
Sum of Capital Outlay		\$0	\$7,500	\$7,500	\$0	0.00%
Net Total for Information Technology		\$330,373	\$508,567	\$379,766	(\$128,801)	-25.33%

Thru: 6/30/2024

Object	Object Name	FY24 YTD	FY24 Budget	FY25 Budget	\$ Change	% Change
Dept: 01-8080-504015 Department Name: DevOps Services						
Salaries						
5101001	00 FT Administrative Staff	\$102,900	\$102,900	\$105,987	\$3,087	3.00%
5102001	00 FT Prof/Tech Staff	\$343,671	\$324,842	\$448,608	\$123,766	38.10%
Sum of Salaries		\$446,571	\$427,742	\$554,595	\$126,853	29.66%
Fringe Benefits						
5201001	00 Employer GTL Medical Vision	\$89,793	\$70,788	\$121,631	\$50,843	71.82%
5209000	55 SURS College Insurance ER Cont	\$3,469	\$2,139	\$3,485	\$1,346	62.93%
Sum of Fringe Benefits		\$93,262	\$72,927	\$125,116	\$52,189	71.56%
Outsourced & Contractual Services						
5302000	00 Consultants	\$0	\$125,000	\$75,000	(\$50,000)	-40.00%
5304000	10 Contract Maintenance Services	\$102,533	\$421,545	\$464,675	\$43,130	10.23%
5309000	20 Other Contractual Services	\$324,711	\$388,310	\$408,580	\$20,270	5.22%
Sum of Outsourced & Contractual Servi		\$427,243	\$934,855	\$948,255	\$13,400	1.43%
Maintenance, Memberships, and Printing & Postage Supplies						
5401001	00 Office Supplies	\$40	\$5,000	\$500	(\$4,500)	-90.00%
5401009	00 IT Technology Supplies	\$1,196	\$0	\$5,000	\$5,000	#Div/0!
5404002	00 Computer Software	(\$83,001)	\$106,890	\$191,977	\$85,087	79.60%
Sum of Maintenance, Memberships, and		(\$81,766)	\$111,890	\$197,477	\$85,587	76.49%
Travel, Meeting, Professional Development, and Recruitment						
5502000	05 In District Travel			\$6,000		
5502000	10 Out of District Travel	\$2,379	\$0	\$0	\$0	#Num!
5509000	15 Other Conf & Mtg Exp	\$3,268	\$0	\$5,500	\$5,500	#Div/0!
Sum of Travel, Meeting, Professional D		\$5,647	\$0	\$11,500	\$11,500	#Div/0!
Fixed Charges, Rental, Property Insurance, and Debt Retirement						
5606002	05 Subscription Retirements	\$507,194	\$0	\$0	\$0	#Num!
Sum of Fixed Charges, Rental, Property		\$507,194	\$0	\$0	\$0	#Num!
Net Total for DevOps Services		\$1,398,152	\$1,547,414	\$1,836,943	\$289,529	18.71%

Dept: 01-8080-504020 **Department Name: Infrastructure and Security**

Salaries						
5101001	00 FT Administrative Staff	\$224,694	\$130,607	\$232,375	\$101,768	77.92%
5102001	00 FT Prof/Tech Staff	\$365,879	\$382,271	\$381,973	(\$298)	-0.08%
Sum of Salaries		\$590,573	\$512,878	\$614,348	\$101,470	19.78%
Fringe Benefits						

Thru: 6/30/2024

<i>Object</i>	<i>Object Name</i>	<i>FY24 YTD</i>	<i>FY24 Budget</i>	<i>FY25 Budget</i>	<i>\$ Change</i>	<i>% Change</i>
5201001	00 Employer GTL Medical Vision	\$98,086	\$98,206	\$101,645	\$3,439	3.50%
5209000	55 SURS College Insurance ER Cont	\$4,552	\$2,564	\$4,607	\$2,043	79.68%
Sum of Fringe Benefits		\$102,637	\$100,770	\$106,252	\$5,482	5.44%
Outsourced & Contractual Services						
5302000	00 Consultants	\$5,575	\$30,000	\$30,000	\$0	0.00%
5304000	10 Contract Maintenance Services	\$89,994	\$191,461	\$111,061	(\$80,400)	-41.99%
5306000	00 Office Services	\$94,796	\$0	\$0	\$0	#Num!
5309000	20 Other Contractual Services	\$365,227	\$349,102	\$547,078	\$197,976	56.71%
Sum of Outsourced & Contractual Servi		\$555,592	\$570,563	\$688,139	\$117,576	20.61%
Maintenance, Memberships, and Printing & Postage Supplies						
5401001	00 Office Supplies	\$20,006	\$64,875	\$52,500	(\$12,375)	-19.08%
5401009	00 IT Technology Supplies	\$15,907	\$0	\$4,000	\$4,000	#Div/0!
5401009	05 Supplies MCC Store	\$0	\$300	\$300	\$0	0.00%
5404002	00 Computer Software	\$286,804	\$474,075	\$432,812	(\$41,263)	-8.70%
5406000	00 Publications & Dues	\$1,770	\$500	\$216	(\$284)	-56.80%
Sum of Maintenance, Memberships, and		\$324,487	\$539,750	\$489,828	(\$49,922)	-9.25%
Travel, Meeting, Professional Development, and Recruitment						
5502000	05 In District Travel	\$310	\$216	\$500	\$284	131.48%
5502000	10 Out of District Travel	\$0	\$3,262	\$3,262	\$0	0.00%
5509000	15 Other Conf & Mtg Exp	\$18,873	\$43,100	\$43,100	\$0	0.00%
Sum of Travel, Meeting, Professional D		\$19,183	\$46,578	\$46,862	\$284	0.61%
Fixed Charges, Rental, Property Insurance, and Debt Retirement						
5606002	05 Subscription Retirements	\$11,580	\$0	\$0	\$0	#Num!
Sum of Fixed Charges, Rental, Property		\$11,580	\$0	\$0	\$0	#Num!
Utilities						
5705000	00 Telephone	\$126,299	\$154,220	\$154,220	\$0	0.00%
Sum of Utilities		\$126,299	\$154,220	\$154,220	\$0	0.00%
Capital Outlay						
5805000	00 Equipment - Office	\$0	\$56,000	\$56,000	\$0	0.00%
Sum of Capital Outlay		\$0	\$56,000	\$56,000	\$0	0.00%
Net Total for Infrastructure and Securi		\$1,730,351	\$1,980,759	\$2,155,649	\$174,890	8.83%
Dept: 01-8080-504030 Department Name: Classroom Architecture and Project M						
Salaries						
5101001	00 FT Administrative Staff	\$102,900	\$102,900	\$105,987	\$3,087	3.00%
5102001	00 FT Prof/Tech Staff	\$606,165	\$642,081	\$601,323	(\$40,758)	-6.35%

Thru: 6/30/2024

<i>Object</i>	<i>Object Name</i>	<i>FY24 YTD</i>	<i>FY24 Budget</i>	<i>FY25 Budget</i>	<i>\$ Change</i>	<i>% Change</i>
5106001	00 FT Clerical Staff	\$118,878	\$108,021	\$111,298	\$3,277	3.03%
Sum of Salaries		\$827,943	\$853,002	\$818,608	(\$34,394)	-4.03%
Fringe Benefits						
5201001	00 Employer GTL Medical Vision	\$209,053	\$213,544	\$209,690	(\$3,854)	-1.80%
5209000	55 SURS College Insurance ER Cont	\$6,432	\$4,265	\$6,141	\$1,876	43.99%
Sum of Fringe Benefits		\$215,485	\$217,809	\$215,831	(\$1,978)	-0.91%
Outsourced & Contractual Services						
5304000	10 Contract Maintenance Services	\$103,183	\$151,000	\$170,000	\$19,000	12.58%
5309000	20 Other Contractual Services	\$157,049	\$175,123	\$198,961	\$23,838	13.61%
Sum of Outsourced & Contractual Servi		\$260,232	\$326,123	\$368,961	\$42,838	13.14%
Maintenance, Memberships, and Printing & Postage Supplies						
5401001	00 Office Supplies	\$2,045	\$50,000	\$1,000	(\$49,000)	-98.00%
5401009	00 IT Technology Supplies	\$79,976	\$50,000	\$50,000	\$0	0.00%
5401009	05 Supplies MCC Store	\$0	\$100	\$100	\$0	0.00%
5404002	00 Computer Software	\$198,961	\$177,000	\$160,000	(\$17,000)	-9.60%
5404004	00 Repair Materials & Supplies	\$77,365	\$0	\$0	\$0	#Num!
Sum of Maintenance, Memberships, and		\$358,347	\$277,100	\$211,100	(\$66,000)	-23.82%
Travel, Meeting, Professional Development, and Recruitment						
5502000	05 In District Travel	\$321	\$90	\$500	\$410	455.56%
5509000	15 Other Conf & Mtg Exp	\$0	\$500	\$0	(\$500)	-100.00%
Sum of Travel, Meeting, Professional D		\$321	\$590	\$500	(\$90)	-15.25%
Fixed Charges, Rental, Property Insurance, and Debt Retirement						
5606002	05 Subscription Retirements	\$159,004	\$0	\$0	\$0	#Num!
Sum of Fixed Charges, Rental, Property		\$159,004	\$0	\$0	\$0	#Num!
Utilities						
5705000	00 Telephone	\$49,279	\$60,000	\$50,000	(\$10,000)	-16.67%
Sum of Utilities		\$49,279	\$60,000	\$50,000	(\$10,000)	-16.67%
Capital Outlay						
5809000	00 Other Capital Outlay	\$0	\$80,000	\$0	(\$80,000)	-100.00%
Sum of Capital Outlay		\$0	\$80,000	\$0	(\$80,000)	-100.00%
Net Total for Classroom Architecture a		\$1,870,612	\$1,814,624	\$1,665,000	(\$149,624)	-8.25%
Dept: 01-8090-000000 Department Name: General						
Scholarships, Student Activities, and Waivers						
5904000	05 Financial Charges/Adjustments	\$5,046	\$10,000	\$5,000	(\$5,000)	-50.00%

Thru: 6/30/2024

<i>Object</i>	<i>Object Name</i>	<i>FY24 YTD</i>	<i>FY24 Budget</i>	<i>FY25 Budget</i>	<i>\$ Change</i>	<i>% Change</i>
5904000 10	Fee Loss/Uncollectable	\$4,914	\$1,000	\$500	(\$500)	-50.00%
5904000 30	Debt Forgiveness	\$4,835	\$2,500	\$2,500	\$0	0.00%
Sum of Scholarships, Student Activities,		\$14,795	\$13,500	\$8,000	(\$5,500)	-40.74%
Net Total for General		\$14,795	\$13,500	\$8,000	(\$5,500)	-40.74%

Dept: 01-9010-000000 **Department Name: General**

Fringe Benefits

5299900 50	State Allocated SURS	\$30,035	\$0	\$0	\$0	#Num!
Sum of Fringe Benefits		\$30,035	\$0	\$0	\$0	#Num!
Net Total for General		\$30,035	\$0	\$0	\$0	#Num!

Dept: 01-9030-000000 **Department Name: General**

Scholarships, Student Activities, and Waivers

5901003 20	Waiver - Except. to refund Pol	\$139,054	\$125,000	\$125,000	\$0	0.00%
Sum of Scholarships, Student Activities,		\$139,054	\$125,000	\$125,000	\$0	0.00%
Net Total for General		\$139,054	\$125,000	\$125,000	\$0	0.00%

Net Surplus/(Deficit) of Education		(\$1,294,544)	\$4,692,162	(\$2,752,186)	(\$7,444,348)	-158.65%
---	--	---------------	-------------	---------------	---------------	----------

Thru: 6/30/2024

<i>Object</i>	<i>Object Name</i>	<i>FY24 YTD</i>	<i>FY24 Budget</i>	<i>FY25 Budget</i>	<i>\$ Change</i>	<i>% Change</i>
Fund 02 Operations and Maintenance						
<i>Dept: 02-0000-000000 Department Name: General</i>						
Local Governmental Sources						
4101001	05 Real Estate Taxes	\$2,355,401	\$2,355,204	\$2,355,204	\$0	0.00%
4103500	00 CPPRT	\$270,673	\$292,744	\$292,744	\$0	0.00%
Sum of Local Governmental Sources		\$2,626,074	\$2,647,948	\$2,647,948	\$0	0.00%
State Governmental Sources						
4201001	00 Base Operating Grants	\$1,067,126	\$1,197,436	\$1,359,094	\$161,658	13.50%
4201002	00 Equalization Grant			\$0		
Sum of State Governmental Sources		\$1,067,126	\$1,197,436	\$1,359,094	\$161,658	13.50%
Student Tuition & Fees						
4401001	00 Tuition-In District	\$1,529,926	\$1,624,632	\$1,694,316	\$69,684	4.29%
4401002	00 Tuition-Out of District	\$37,478	\$29,230	\$30,484	\$1,254	4.29%
4401003	00 Tuition-Out of State	\$3,549	\$4,626	\$4,825	\$199	4.30%
4401004	00 Tuition-International Students	\$7,721	\$941	\$981	\$40	4.25%
Sum of Student Tuition & Fees		\$1,578,674	\$1,659,429	\$1,730,606	\$71,177	4.29%
Investment Revenue						
4709000	06 Change in Fair Value of Invest	\$370,797	\$16,559	\$96,695	\$80,136	483.94%
4709000	07 Investment Transaction Fees	(\$5,821)	(\$989)	(\$4,859)	(\$3,870)	391.30%
Sum of Investment Revenue		\$364,976	\$15,570	\$91,836	\$76,266	489.83%
Other Revenue						
4901001	00 Campus Safety Court Fees/Fines	\$109	\$1,000	\$1,000	\$0	0.00%
4909000	50 Other Misc Income	\$5,948	\$35,000	\$35,000	\$0	0.00%
Sum of Other Revenue		\$6,057	\$36,000	\$36,000	\$0	0.00%
Net Total for General		\$5,642,906	\$5,556,383	\$5,865,484	\$309,101	5.56%
<i>Dept: 02-7010-505015 Department Name: Building Maintn</i>						
Salaries						
5102001	00 FT Prof/Tech Staff	\$119,747	\$261,675	\$95,851	(\$165,824)	-63.37%
5102002	00 PT Prof/Technical Staff	\$86,941	\$86,095	\$88,691	\$2,596	3.02%
5107001	00 FT Maintenance	\$83,150	\$0	\$50,000	\$50,000	#Div/0!
Sum of Salaries		\$289,838	\$347,770	\$234,542	(\$113,228)	-32.56%
Fringe Benefits						
5201001	00 Employer GTL Medical Vision	\$66,659	\$79,025	\$91,352	\$12,327	15.60%
5209000	55 SURS College Insurance ER Cont	\$2,000	\$1,343	\$1,384	\$41	3.05%

Thru: 6/30/2024

<i>Object</i>	<i>Object Name</i>	<i>FY24 YTD</i>	<i>FY24 Budget</i>	<i>FY25 Budget</i>	<i>\$ Change</i>	<i>% Change</i>
Sum of Fringe Benefits						
		\$68,659	\$80,368	\$92,736	\$12,368	15.39%
Outsourced & Contractual Services						
5304000	10 Contract Maintenance Services	\$1,075,782	\$208,000	\$218,400	\$10,400	5.00%
5309000	20 Other Contractual Services	\$2,163	\$0	\$0	\$0	#Num!
Sum of Outsourced & Contractual Servi		\$1,077,946	\$208,000	\$218,400	\$10,400	5.00%
Maintenance, Memberships, and Printing & Postage Supplies						
5401001	00 Office Supplies	\$23,517	\$2,500	\$2,500	\$0	0.00%
5401009	00 IT Technology Supplies	\$1,354	\$0	\$0	\$0	#Num!
5401009	05 Supplies MCC Store	\$111	\$90	\$100	\$10	11.11%
5402000	00 Printing	\$3,562	\$100	\$250	\$150	150.00%
5404002	00 Computer Software	\$5,818	\$10,000	\$0	(\$10,000)	-100.00%
5404003	00 Postage	\$699	\$50	\$50	\$0	0.00%
5404004	00 Repair Materials & Supplies	\$293,474	\$262,000	\$275,100	\$13,100	5.00%
5406000	00 Publications & Dues	\$906	\$1,200	\$1,500	\$300	25.00%
5409000	00 Other Materials & Supplies	\$3,189	\$0	\$0	\$0	#Num!
Sum of Maintenance, Memberships, and		\$332,630	\$275,940	\$279,500	\$3,560	1.29%
Travel, Meeting, Professional Development, and Recruitment						
5501000	05 Meeting Expense In-District	\$1,046	\$200	\$200	\$0	0.00%
5502000	05 In District Travel	\$0	\$135	\$200	\$65	48.15%
5502000	10 Out of District Travel	\$0	\$825	\$1,000	\$175	21.21%
5509000	15 Other Conf & Mtg Exp	\$162	\$400	\$400	\$0	0.00%
Sum of Travel, Meeting, Professional D		\$1,208	\$1,560	\$1,800	\$240	15.38%
Fixed Charges, Rental, Property Insurance, and Debt Retirement						
5602000	00 Rental - Equipment	\$45,401	\$10,000	\$10,000	\$0	0.00%
Sum of Fixed Charges, Rental, Property		\$45,401	\$10,000	\$10,000	\$0	0.00%
Capital Outlay						
5807000	00 Equipment	\$57,716	\$0	\$0	\$0	#Num!
Sum of Capital Outlay		\$57,716	\$0	\$0	\$0	#Num!
Net Total for Building Maintn		\$1,873,398	\$923,638	\$836,978	(\$86,660)	-9.38%
Dept: 02-7010-505060 Department Name: I.S.E.S.						
Outsourced & Contractual Services						
5309000	20 Other Contractual Services	\$2,985	\$0	\$0	\$0	#Num!
Sum of Outsourced & Contractual Servi		\$2,985	\$0	\$0	\$0	#Num!
Capital Outlay						
5807000	05 Repl Equip - Service	\$0	\$0	\$0	\$0	#Num!

Thru: 6/30/2024

<i>Object</i>	<i>Object Name</i>	<i>FY24 YTD</i>	<i>FY24 Budget</i>	<i>FY25 Budget</i>	<i>\$ Change</i>	<i>% Change</i>
5809000	07 Architectual Services	\$0	\$0	\$0	\$0	#Num!
Sum of Capital Outlay		\$0	\$0	\$0	\$0	#Num!
Net Total for I.S.E.S.		\$2,985	\$0	\$0	\$0	#Num!

Dept: 02-7020-505025 **Department Name: Custodial Maintn**

Outsourced & Contractual Services

5304000	10 Contract Maintenance Services	\$884,061	\$1,050,000	\$1,102,500	\$52,500	5.00%
5309000	20 Other Contractual Services	\$0	\$6,500	\$6,500	\$0	0.00%
Sum of Outsourced & Contractual Servi		\$884,061	\$1,056,500	\$1,109,000	\$52,500	4.97%

Maintenance, Memberships, and Printing & Postage Supplies

5401004	00 Maintenance Supplies	\$287	\$0	\$0	\$0	#Num!
Sum of Maintenance, Memberships, and		\$287	\$0	\$0	\$0	#Num!
Net Total for Custodial Maintn		\$884,349	\$1,056,500	\$1,109,000	\$52,500	4.97%

Dept: 02-7020-505030 **Department Name: Catalyst Campus Custodial Maint**

Outsourced & Contractual Services

5304000	10 Contract Maintenance Services	\$6,451	\$19,610	\$20,000	\$390	1.99%
5309000	20 Other Contractual Services	\$3,770	\$4,500	\$5,000	\$500	11.11%
5309000	25 Snow Removal	\$432	\$15,000	\$15,000	\$0	0.00%
5309000	30 Refuse Removal	\$3,850	\$5,200	\$10,000	\$4,800	92.31%
Sum of Outsourced & Contractual Servi		\$14,503	\$44,310	\$50,000	\$5,690	12.84%

Maintenance, Memberships, and Printing & Postage Supplies

5401004	00 Maintenance Supplies	\$7,003	\$10,000	\$10,000	\$0	0.00%
Sum of Maintenance, Memberships, and		\$7,003	\$10,000	\$10,000	\$0	0.00%

Utilities

5701000	00 Gas	\$3,378	\$4,000	\$5,500	\$1,500	37.50%
5703000	00 Electricity	\$15,107	\$11,000	\$11,000	\$0	0.00%
5704000	00 Water/Sewage	\$1,939	\$1,000	\$1,000	\$0	0.00%
Sum of Utilities		\$20,424	\$16,000	\$17,500	\$1,500	9.38%

Net Total for Catalyst Campus Custodi		\$41,930	\$70,310	\$77,500	\$7,190	10.23%
--	--	----------	----------	----------	---------	--------

Dept: 02-7030-505035 **Department Name: Roads & Grounds**

Salaries

5106001	10 FT Service Staff	\$84,821	\$84,714	\$87,281	\$2,567	3.03%
Sum of Salaries		\$84,821	\$84,714	\$87,281	\$2,567	3.03%

Fringe Benefits

Thru: 6/30/2024

<i>Object</i>	<i>Object Name</i>	<i>FY24 YTD</i>	<i>FY24 Budget</i>	<i>FY25 Budget</i>	<i>\$ Change</i>	<i>% Change</i>
5201001	00 Employer GTL Medical Vision	\$40,118	\$40,437	\$39,294	(\$1,143)	-2.83%
5209000	55 SURS College Insurance ER Cont	\$660	\$423	\$654	\$231	54.61%
Sum of Fringe Benefits		\$40,778	\$40,860	\$39,948	(\$912)	-2.23%
Outsourced & Contractual Services						
5304000	10 Contract Maintenance Services	\$103,983	\$125,000	\$125,000	\$0	0.00%
5309000	20 Other Contractual Services	\$7,556	\$25,000	\$25,000	\$0	0.00%
5309000	25 Snow Removal	\$320,113	\$225,000	\$225,000	\$0	0.00%
5309000	30 Refuse Removal	\$29,253	\$24,000	\$30,000	\$6,000	25.00%
Sum of Outsourced & Contractual Servi		\$460,905	\$399,000	\$405,000	\$6,000	1.50%
Maintenance, Memberships, and Printing & Postage Supplies						
5401001	00 Office Supplies	\$0	\$250	\$250	\$0	0.00%
5401004	00 Maintenance Supplies	\$10,126	\$10,000	\$12,000	\$2,000	20.00%
5404004	00 Repair Materials & Supplies	\$9,987	\$5,000	\$5,000	\$0	0.00%
5409000	00 Other Materials & Supplies	\$378	\$0	\$0	\$0	#Num!
Sum of Maintenance, Memberships, and		\$20,491	\$15,250	\$17,250	\$2,000	13.11%
Travel, Meeting, Professional Development, and Recruitment						
5509000	10 Vehicle Expense	\$6,023	\$8,000	\$8,000	\$0	0.00%
Sum of Travel, Meeting, Professional D		\$6,023	\$8,000	\$8,000	\$0	0.00%
Fixed Charges, Rental, Property Insurance, and Debt Retirement						
5602000	00 Rental - Equipment	\$2,871	\$7,500	\$7,500	\$0	0.00%
Sum of Fixed Charges, Rental, Property		\$2,871	\$7,500	\$7,500	\$0	0.00%
Capital Outlay						
5807000	00 Equipment	\$12,813	\$50,000	\$50,000	\$0	0.00%
Sum of Capital Outlay		\$12,813	\$50,000	\$50,000	\$0	0.00%
Net Total for Roads & Grounds		\$628,702	\$605,324	\$614,979	\$9,655	1.60%

Dept: 02-7030-505036 Department Name: Roads & Grounds-Athletic

Outsourced & Contractual Services						
5304000	10 Contract Maintenance Services	\$3,445	\$61,170	\$64,220	\$3,050	4.99%
5309000	20 Other Contractual Services	\$10,571	\$48,000	\$48,000	\$0	0.00%
Sum of Outsourced & Contractual Servi		\$14,016	\$109,170	\$112,220	\$3,050	2.79%
Maintenance, Memberships, and Printing & Postage Supplies						
5401004	00 Maintenance Supplies	\$145	\$0	\$0	\$0	#Num!
Sum of Maintenance, Memberships, and		\$145	\$0	\$0	\$0	#Num!
Travel, Meeting, Professional Development, and Recruitment						

Thru: 6/30/2024

<i>Object</i>	<i>Object Name</i>	<i>FY24 YTD</i>	<i>FY24 Budget</i>	<i>FY25 Budget</i>	<i>\$ Change</i>	<i>% Change</i>
5509000	10 Vehicle Expense	\$325	\$0	\$0	\$0	#Num!
	Sum of Travel, Meeting, Professional D	\$325	\$0	\$0	\$0	#Num!
Net Total for Roads & Grounds-Athleti		\$14,486	\$109,170	\$112,220	\$3,050	2.79%

Dept: 02-7030-505055 **Department Name: Buildings & Grnds**

Salaries

5101001	00 FT Administrative Staff	\$203,625	\$128,625	\$235,484	\$106,859	83.08%
5102001	00 FT Prof/Tech Staff	\$106,357	\$94,731	\$98,998	\$4,267	4.50%
	Sum of Salaries	\$309,982	\$223,356	\$334,482	\$111,126	49.75%

Fringe Benefits

5201001	00 Employer GTL Medical Vision	\$65,177	\$63,619	\$61,893	(\$1,726)	-2.71%
5209000	55 SURS College Insurance ER Cont	\$2,387	\$1,117	\$2,508	\$1,391	124.53%
	Sum of Fringe Benefits	\$67,564	\$64,736	\$64,401	(\$335)	-0.52%

Outsourced & Contractual Services

5309000	20 Other Contractual Services	\$19,420	\$80,000	\$84,000	\$4,000	5.00%
	Sum of Outsourced & Contractual Servi	\$19,420	\$80,000	\$84,000	\$4,000	5.00%

Maintenance, Memberships, and Printing & Postage Supplies

5401001	00 Office Supplies	\$0	\$900	\$900	\$0	0.00%
5401009	00 IT Technology Supplies	\$360	\$0	\$0	\$0	#Num!
5401009	05 Supplies MCC Store	\$68	\$0	\$0	\$0	#Num!
5406000	00 Publications & Dues	\$1,399	\$900	\$900	\$0	0.00%
	Sum of Maintenance, Memberships, and	\$1,827	\$1,800	\$1,800	\$0	0.00%

Travel, Meeting, Professional Development, and Recruitment

5502000	10 Out of District Travel	\$0	\$800	\$1,000	\$200	25.00%
5509000	15 Other Conf & Mtg Exp	\$0	\$800	\$1,000	\$200	25.00%
	Sum of Travel, Meeting, Professional D	\$0	\$1,600	\$2,000	\$400	25.00%

Net Total for Buildings & Grnds **\$398,794** **\$371,492** **\$486,683** **\$115,191** **31.01%**

Dept: 02-7050-505040 **Department Name: Vehicle Expense**

Travel, Meeting, Professional Development, and Recruitment

5509000	10 Vehicle Expense	\$7,830	\$13,500	\$13,500	\$0	0.00%
	Sum of Travel, Meeting, Professional D	\$7,830	\$13,500	\$13,500	\$0	0.00%

Fixed Charges, Rental, Property Insurance, and Debt Retirement

5609000	05 Vehicle Lease	\$35,196	\$31,500	\$31,500	\$0	0.00%
	Sum of Fixed Charges, Rental, Property	\$35,196	\$31,500	\$31,500	\$0	0.00%

Thru: 6/30/2024

<i>Object</i>	<i>Object Name</i>	<i>FY24 YTD</i>	<i>FY24 Budget</i>	<i>FY25 Budget</i>	<i>\$ Change</i>	<i>% Change</i>
Capital Outlay						
5807000	00 Equipment	\$114,235	\$0	\$0	\$0	#Num!
Sum of Capital Outlay		\$114,235	\$0	\$0	\$0	#Num!
Net Total for Vehicle Expense		\$157,261	\$45,000	\$45,000	\$0	0.00%

Dept: 02-7060-505045 **Department Name: Utility Expense**

Utilities

5701000	00 Gas	\$88,320	\$185,000	\$185,000	\$0	0.00%
5703000	00 Electricity	\$685,506	\$700,000	\$700,000	\$0	0.00%
5704000	00 Water/Sewage	\$38,988	\$55,000	\$55,000	\$0	0.00%
Sum of Utilities		\$812,815	\$940,000	\$940,000	\$0	0.00%
Net Total for Utility Expense		\$812,815	\$940,000	\$940,000	\$0	0.00%

Dept: 02-7090-505050 **Department Name: Physical Fac Oth**

Fringe Benefits

5299900	00 Compensated Absences	(\$6,298)	\$0	\$0	\$0	#Num!
Sum of Fringe Benefits		(\$6,298)	\$0	\$0	\$0	#Num!

Outsourced & Contractual Services

5304000	10 Contract Maintenance Services	\$87,745	\$0	\$0	\$0	#Num!
5309000	20 Other Contractual Services	\$37,427	\$109,975	\$115,000	\$5,025	4.57%
Sum of Outsourced & Contractual Servi		\$125,172	\$109,975	\$115,000	\$5,025	4.57%

Maintenance, Memberships, and Printing & Postage Supplies

5401001	00 Office Supplies	\$144,256	\$150,000	\$150,000	\$0	0.00%
5401004	00 Maintenance Supplies	\$2,147	\$17,000	\$0	(\$17,000)	-100.00%
5402000	00 Printing	\$7,755	\$0	\$5,000	\$5,000	#Div/0!
5404004	00 Repair Materials & Supplies	\$0	\$125,000	\$125,000	\$0	0.00%
5409000	00 Other Materials & Supplies	\$40,416	\$50,000	\$50,000	\$0	0.00%
Sum of Maintenance, Memberships, and		\$194,574	\$342,000	\$330,000	(\$12,000)	-3.51%

Fixed Charges, Rental, Property Insurance, and Debt Retirement

5602000	00 Rental - Equipment	\$10,550	\$3,000	\$3,000	\$0	0.00%
Sum of Fixed Charges, Rental, Property		\$10,550	\$3,000	\$3,000	\$0	0.00%

Capital Outlay

5801000	00 Site Acquisition	\$0	\$0	\$0	\$0	#Num!
5802000	00 Site Improvements	\$5,444	\$50,000	\$50,000	\$0	0.00%
5807000	00 Equipment	\$21,936	\$0	\$195,000	\$195,000	#Div/0!
5809000	07 Architectual Services	\$0	\$12,000	\$12,000	\$0	0.00%
5809000	60 Building Improvements	\$25,125	\$800,000	\$1,135,000	\$335,000	41.88%

Tuesday, September 10, 2024

Page 102 of 190

		Thru: 6/30/2024				
<i>Object</i>	<i>Object Name</i>	<i>FY24 YTD</i>	<i>FY24 Budget</i>	<i>FY25 Budget</i>	<i>\$ Change</i>	<i>% Change</i>
	Sum of Capital Outlay	\$52,506	\$862,000	\$1,392,000	\$530,000	61.48%
	<i>Net Total for Physical Fac Oth</i>	\$376,504	\$1,316,975	\$1,840,000	\$523,025	39.71%
Net Surplus/(Deficit) of Operations and M		\$451,684	\$117,974	(\$196,876)	(\$314,850)	-266.88%

Thru: 6/30/2024

<i>Object</i>	<i>Object Name</i>	<i>FY24 YTD</i>	<i>FY24 Budget</i>	<i>FY25 Budget</i>	<i>\$ Change</i>	<i>% Change</i>
---------------	--------------------	-----------------	--------------------	--------------------	------------------	-----------------

Fund 03 Operations and Maintenance Restrict

Dept: 03-0000-000000 Department Name: General

State Governmental Sources

4209000	00 Revenue State Sources - Other	\$0	\$24,495,351	\$23,954,726	(\$540,625)	-2.21%
Sum of State Governmental Sources		\$0	\$24,495,351	\$23,954,726	(\$540,625)	-2.21%

Student Tuition & Fees

4402000	30 Infrastructure Fee	\$76,507	\$79,134	\$79,132	(\$2)	0.00%
Sum of Student Tuition & Fees		\$76,507	\$79,134	\$79,132	(\$2)	0.00%

Investment Revenue

4709000	05 Interest On Investments	\$5,961	\$0	\$0	\$0	#Num!
4709000	06 Change in Fair Value of Invest	\$583,607	\$129,271	\$185,835	\$56,564	43.76%
4709000	07 Investment Transaction Fees	(\$1,780)	(\$7,721)	(\$9,339)	(\$1,618)	20.96%
Sum of Investment Revenue		\$587,788	\$121,550	\$176,496	\$54,946	45.20%

Nongovernmental Gifts

4809000	03 Gift MCC Foundation	\$0	\$4,600,000	\$5,600,000	\$1,000,000	21.74%
4809000	25 Foundation Contributions	\$1,200,000	\$0	\$0	\$0	#Num!
Sum of Nongovernmental Gifts		\$1,200,000	\$4,600,000	\$5,600,000	\$1,000,000	21.74%

Other Revenue

4909001	00 Proceeds from Capital Lease	\$0	\$1,000,000	\$1,000,000	\$0	0.00%
4909001	10 Proceeds from Leases	\$2,177,904	\$0	\$1,241,619	\$1,241,619	#Div/0!
4909001	15 Subscription Issuance	\$427,928	\$0	\$0	\$0	#Num!
Sum of Other Revenue		\$2,605,832	\$1,000,000	\$2,241,619	\$1,241,619	124.16%

Interfund Transfer In

7202002	00 Transfer - In	\$5,327,851	\$1,560,717	\$9,779,267	\$8,218,550	526.59%
Sum of Interfund Transfer In		\$5,327,851	\$1,560,717	\$9,779,267	\$8,218,550	526.59%

Net Total for General \$9,797,978 \$31,856,752 \$41,831,240 \$9,974,488 31.31%

Dept: 03-8020-501030 Department Name: Replacement Reserv

Outsourced & Contractual Services

5304000	10 Contract Maintenance Services	\$0	\$30,000	\$50,000	\$20,000	66.67%
5309000	20 Other Contractual Services	\$70,720	\$75,000	\$100,000	\$25,000	33.33%
Sum of Outsourced & Contractual Servi		\$70,720	\$105,000	\$150,000	\$45,000	42.86%

Capital Outlay

5801000	00 Site Acquisition	\$0	\$0	\$300,000	\$300,000	#Div/0!
---------	---------------------	-----	-----	-----------	-----------	---------

Thru: 6/30/2024

<i>Object</i>	<i>Object Name</i>	<i>FY24 YTD</i>	<i>FY24 Budget</i>	<i>FY25 Budget</i>	<i>\$ Change</i>	<i>% Change</i>
5809000	00 Other Capital Outlay	\$0	\$2,637,500	\$5,181,858	\$2,544,358	96.47%
5809000	07 Architectual Services	\$11,350	\$0	\$0	\$0	#Num!
5809000	10 Site Improvement	\$0	\$0	\$4,495,114	\$4,495,114	#Div/0!
5809000	60 Building Improvements	\$0	\$0	\$9,479,267	\$9,479,267	#Div/0!
Sum of Capital Outlay		\$11,350	\$2,637,500	\$19,456,239	\$16,818,739	637.68%
Net Total for Replacement Reserv		\$82,070	\$2,742,500	\$19,606,239	\$16,863,739	614.90%

Dept: 03-8020-501049 **Department Name: Leases**

Capital Outlay

5805000	00 Equipment - Office	\$2,177,904	\$0	\$1,241,619	\$1,241,619	#Div/0!
Sum of Capital Outlay		\$2,177,904	\$0	\$1,241,619	\$1,241,619	#Div/0!
Net Total for Leases		\$2,177,904	\$0	\$1,241,619	\$1,241,619	#Div/0!

Dept: 03-8020-501050 **Department Name: Building E & D Project**

Capital Outlay

5809000	07 Architectual Services	\$0	\$0	\$0	\$0	#Num!
Sum of Capital Outlay		\$0	\$0	\$0	\$0	#Num!
Net Total for Building E & D Project		\$0	\$0	\$0	\$0	#Num!

Dept: 03-8020-501054 **Department Name: Capital Leases**

Capital Outlay

5805000	00 Equipment - Office	\$0	\$1,000,000	\$1,000,000	\$0	0.00%
Sum of Capital Outlay		\$0	\$1,000,000	\$1,000,000	\$0	0.00%
Net Total for Capital Leases		\$0	\$1,000,000	\$1,000,000	\$0	0.00%

Dept: 03-8060-501055 **Department Name: Health & Science Proj**

Outsourced & Contractual Services

5304000	10 Contract Maintenance Services	\$41,828	\$0	\$0	\$0	#Num!
Sum of Outsourced & Contractual Servi		\$41,828	\$0	\$0	\$0	#Num!

Utilities

5701000	00 Gas	\$3,784	\$0	\$0	\$0	#Num!
5703000	00 Electricity	\$29,368	\$0	\$0	\$0	#Num!
5704000	00 Water/Sewage	\$1,526	\$0	\$0	\$0	#Num!
Sum of Utilities		\$34,678	\$0	\$0	\$0	#Num!

Capital Outlay

5803000	00 Buildings - New	\$0	\$0	\$0	\$0	#Num!
---------	--------------------	-----	-----	-----	-----	-------

Thru: 6/30/2024

<i>Object</i>	<i>Object Name</i>	<i>FY24 YTD</i>	<i>FY24 Budget</i>	<i>FY25 Budget</i>	<i>\$ Change</i>	<i>% Change</i>
Sum of Capital Outlay		\$0	\$0	\$0	\$0	#Num!
Net Total for Health & Science Proj		\$76,506	\$0	\$0	\$0	#Num!
Dept: 03-8060-501060 Department Name: CATI Building CDB Project						
Outsourced & Contractual Services						
5309000	20 Other Contractual Services	\$4,361	\$2,000	\$0	(\$2,000)	-100.00%
Sum of Outsourced & Contractual Servi		\$4,361	\$2,000	\$0	(\$2,000)	-100.00%
Maintenance, Memberships, and Printing & Postage Supplies						
5401002	00 Instructional Supplies	\$168,751	\$0	\$0	\$0	#Num!
5401009	00 IT Technology Supplies	\$192,753	\$0	\$0	\$0	#Num!
5404002	00 Computer Software	\$7,054	\$0	\$0	\$0	#Num!
Sum of Maintenance, Memberships, and		\$368,558	\$0	\$0	\$0	#Num!
Fixed Charges, Rental, Property Insurance, and Debt Retirement						
5602000	00 Rental - Equipment	\$300	\$0	\$0	\$0	#Num!
Sum of Fixed Charges, Rental, Property		\$300	\$0	\$0	\$0	#Num!
Capital Outlay						
5803000	00 Buildings - New	\$196,513	\$29,670,101	\$29,670,101	\$0	0.00%
5806000	00 Equipment - Instructional	\$519,692	\$2,969,381	\$4,951,182	\$1,981,801	66.74%
Sum of Capital Outlay		\$716,204	\$32,639,482	\$34,621,283	\$1,981,801	6.07%
Net Total for CATI Building CDB Proj		\$1,089,423	\$32,641,482	\$34,621,283	\$1,979,801	6.07%
Net Surplus/(Deficit) of Operations and M		\$6,372,075	(\$4,527,230)	(\$14,637,901)	(\$10,110,671)	223.33%

Thru: 6/30/2024

<i>Object</i>	<i>Object Name</i>	<i>FY24 YTD</i>	<i>FY24 Budget</i>	<i>FY25 Budget</i>	<i>\$ Change</i>	<i>% Change</i>
Fund 04 Bond and Interest						
<i>Dept: 04-0000-000000 Department Name: General</i>						
Student Tuition & Fees						
4402000	30 Infrastructure Fee	\$714,081	\$738,579	\$738,561	(\$18)	0.00%
Sum of Student Tuition & Fees		\$714,081	\$738,579	\$738,561	(\$18)	0.00%
Net Total for General		\$714,081	\$738,579	\$738,561	(\$18)	0.00%
<i>Dept: 04-8060-501017 Department Name: Institutional</i>						
Fixed Charges, Rental, Property Insurance, and Debt Retirement						
5609000	50 Bond Principal	\$360,000	\$335,000	\$375,000	\$40,000	11.94%
5609000	55 Interest Expense	\$264,000	\$291,200	\$249,600	(\$41,600)	-14.29%
Sum of Fixed Charges, Rental, Property		\$624,000	\$626,200	\$624,600	(\$1,600)	-0.26%
Net Total for Institutional		\$624,000	\$626,200	\$624,600	(\$1,600)	-0.26%
Net Surplus/(Deficit) of Bond and Interest						
		\$90,081	\$112,379	\$113,961	\$1,582	1.41%

Thru: 6/30/2024

Object	Object Name	FY24 YTD	FY24 Budget	FY25 Budget	\$ Change	% Change
--------	-------------	----------	-------------	-------------	-----------	----------

Fund 05 Auxiliary

Dept: 05-0000-000000 Department Name: General

Student Tuition & Fees

4401001	00 Tuition-In District	\$823,806	\$781,618	\$815,144	\$33,526	4.29%
4401001	20 Online-Tuition & Fees			\$652		
4401002	00 Tuition-Out of District	\$20,181	\$625	\$14,666	\$14,041	2246.56%
4401003	00 Tuition-Out of State	\$1,911	\$14,063	\$2,321	(\$11,742)	-83.50%
4401004	00 Tuition-International Students	\$4,157	\$2,226	\$472	(\$1,754)	-78.80%
4402002	00 Application Fee	\$39,825	\$30,000	\$30,000	\$0	0.00%
Sum of Student Tuition & Fees		\$889,880	\$828,532	\$863,255	\$34,723	4.19%

Sales & Service Fees

4504000	24 CE Tuition	\$4,922	\$0	\$0	\$0	#Num!
Sum of Sales & Service Fees		\$4,922	\$0	\$0	\$0	#Num!

Nongovernmental Gifts

4809000	25 Foundation Contributions	\$0	\$2,000	\$0	(\$2,000)	-100.00%
Sum of Nongovernmental Gifts		\$0	\$2,000	\$0	(\$2,000)	-100.00%

Interfund Transfer In

7202000	05 Transfers	\$550,000	\$550,000	\$730,000	\$180,000	32.73%
Sum of Interfund Transfer In		\$550,000	\$550,000	\$730,000	\$180,000	32.73%

Net Total for General		\$1,444,802	\$1,380,532	\$1,593,255	\$212,723	15.41%
------------------------------	--	--------------------	--------------------	--------------------	------------------	---------------

Dept: 05-0000-401024 Department Name: Personal Development Program

Sales & Service Fees

4504000	24 CE Tuition	\$113,581	\$77,000	\$80,000	\$3,000	3.90%
Sum of Sales & Service Fees		\$113,581	\$77,000	\$80,000	\$3,000	3.90%

Net Total for Personal Development Pr		\$113,581	\$77,000	\$80,000	\$3,000	3.90%
--	--	------------------	-----------------	-----------------	----------------	--------------

Dept: 05-0000-401026 Department Name: Retired Adult Prog

Sales & Service Fees

4504000	46 RAP Tuition	\$6,069	\$6,000	\$0	(\$6,000)	-100.00%
4504000	48 RAP Membership Fees	\$775	\$375	\$0	(\$375)	-100.00%
Sum of Sales & Service Fees		\$6,844	\$6,375	\$0	(\$6,375)	-100.00%

Net Total for Retired Adult Prog		\$6,844	\$6,375	\$0	(\$6,375)	-100.00%
---	--	----------------	----------------	------------	------------------	-----------------

Dept: 05-0000-404015 Department Name: People In Need

Thru: 6/30/2024

<i>Object</i>	<i>Object Name</i>	<i>FY24 YTD</i>	<i>FY24 Budget</i>	<i>FY25 Budget</i>	<i>\$ Change</i>	<i>% Change</i>
Other Revenue						
4909000	26 Ctr Non-Profit Ldrship Revenue	\$0	\$9,400	\$9,500	\$100	1.06%
	Sum of Other Revenue	\$0	\$9,400	\$9,500	\$100	1.06%
	Net Total for People In Need	\$0	\$9,400	\$9,500	\$100	1.06%

Dept: 05-0000-501033 **Department Name: Tartan Bistro - Cullinary**

Sales & Service Fees

4505001	00 Culinary Food Sales	\$27,806	\$10,000	\$10,000	\$0	0.00%
4509001	00 Culinary & Other Misc.	\$5,578	\$2,000	\$2,000	\$0	0.00%
	Sum of Sales & Service Fees	\$33,384	\$12,000	\$12,000	\$0	0.00%
	Net Total for Tartan Bistro - Cullinary	\$33,384	\$12,000	\$12,000	\$0	0.00%

Dept: 05-0000-601005 **Department Name: University Center**

Sales & Service Fees

4504000	14 University Center	\$127,229	\$380,087	\$196,710	(\$183,377)	-48.25%
	Sum of Sales & Service Fees	\$127,229	\$380,087	\$196,710	(\$183,377)	-48.25%
	Net Total for University Center	\$127,229	\$380,087	\$196,710	(\$183,377)	-48.25%

Dept: 05-0000-601010 **Department Name: Conferences and Rental**

Sales & Service Fees

4504000	70 Planetarium Events Revenue	\$16,529	\$5,000	\$12,500	\$7,500	150.00%
4509000	05 Conferences & Rental Income	\$66,081	\$75,000	\$75,000	\$0	0.00%
	Sum of Sales & Service Fees	\$82,610	\$80,000	\$87,500	\$7,500	9.38%

Facilities Revenue

4609001	00 Shah Center Rentals	\$8,485	\$25,000	\$25,000	\$0	0.00%
4609002	00 MCC Conf. Ctr Rental	\$320	\$0	\$0	\$0	#Num!
	Sum of Facilities Revenue	\$8,805	\$25,000	\$25,000	\$0	0.00%
	Net Total for Conferences and Rental	\$91,415	\$105,000	\$112,500	\$7,500	7.14%

Dept: 05-0000-601015 **Department Name: CLC**

Sales & Service Fees

4509000	20 Child Care Fees	\$144,935	\$80,000	\$80,000	\$0	0.00%
	Sum of Sales & Service Fees	\$144,935	\$80,000	\$80,000	\$0	0.00%
	Net Total for CLC	\$144,935	\$80,000	\$80,000	\$0	0.00%

Dept: 05-0000-602010 **Department Name: The MCC Store**

Thru: 6/30/2024

<i>Object</i>	<i>Object Name</i>	<i>FY24 YTD</i>	<i>FY24 Budget</i>	<i>FY25 Budget</i>	<i>\$ Change</i>	<i>% Change</i>
Sales & Service Fees						
4502000	05 Sales-Gifts	\$16,107	\$17,500	\$17,500	\$0	0.00%
4502000	10 Sales-Software	\$0	\$750	\$750	\$0	0.00%
4502000	15 Sales-Books	\$809,876	\$700,000	\$690,000	(\$10,000)	-1.43%
4502000	20 Sales-Supplies	\$79,055	\$55,000	\$45,000	(\$10,000)	-18.18%
4502000	25 Sales-Clothing	\$71,595	\$50,000	\$50,000	\$0	0.00%
4502000	30 Discounts Earned	\$981	\$2,500	\$2,500	\$0	0.00%
4502000	35 Book Buyback Commissions	\$686	\$0	\$0	\$0	#Num!
4502000	55 Fin Aid Bkstr Sales	\$0	\$1,000	\$1,000	\$0	0.00%
Sum of Sales & Service Fees		\$978,301	\$826,750	\$806,750	(\$20,000)	-2.42%
Net Total for The MCC Store		\$978,301	\$826,750	\$806,750	(\$20,000)	-2.42%

Dept: 05-0000-603010 **Department Name: Food Service Admin**

Sales & Service Fees

4501000	05 Cafeteria Receipts	\$429,158	\$500,000	\$500,000	\$0	0.00%
4501000	10 Catering - External	\$0	\$30,000	\$30,000	\$0	0.00%
4501000	15 Catering - Internal	\$45,007	\$70,000	\$70,000	\$0	0.00%
4501000	20 Catering - CLC	\$68	\$1,000	\$1,000	\$0	0.00%
4501000	25 Vending Receipt-Outside Vendor	\$37,550	\$55,000	\$55,000	\$0	0.00%
4501000	26 Vending Receipts-Internal	\$9,146	\$0	\$0	\$0	#Num!
4501000	30 Cafeteria Rebates	\$2,478	\$0	\$0	\$0	#Num!
Sum of Sales & Service Fees		\$523,405	\$656,000	\$656,000	\$0	0.00%
Net Total for Food Service Admin		\$523,405	\$656,000	\$656,000	\$0	0.00%

Dept: 05-0000-604020 **Department Name: Traffic Safety Program**

Sales & Service Fees

4504000	12 Traffic Safety School	\$436,850	\$425,000	\$425,000	\$0	0.00%
Sum of Sales & Service Fees		\$436,850	\$425,000	\$425,000	\$0	0.00%
Net Total for Traffic Safety Program		\$436,850	\$425,000	\$425,000	\$0	0.00%

Dept: 05-0000-604025 **Department Name: Focus on the Kids**

Sales & Service Fees

4504000	10 Parenting Classes	\$73,080	\$80,000	\$80,000	\$0	0.00%
Sum of Sales & Service Fees		\$73,080	\$80,000	\$80,000	\$0	0.00%
Net Total for Focus on the Kids		\$73,080	\$80,000	\$80,000	\$0	0.00%

Dept: 05-0000-604030 **Department Name: Center for Agrarian Learning**

Sales & Service Fees

Tuesday, September 10, 2024

Page 110 of 190

Thru: 6/30/2024

<i>Object</i>	<i>Object Name</i>	<i>FY24 YTD</i>	<i>FY24 Budget</i>	<i>FY25 Budget</i>	<i>\$ Change</i>	<i>% Change</i>
4504000 60	Center for Agrarian Learning	\$4,152	\$5,000	\$7,500	\$2,500	50.00%
	Sum of Sales & Service Fees	\$4,152	\$5,000	\$7,500	\$2,500	50.00%
	Net Total for Center for Agrarian Lear	\$4,152	\$5,000	\$7,500	\$2,500	50.00%

Dept: 05-0000-605010 Department Name: Athletics

Sales & Service Fees

4503000 05	Intramurals	\$860	\$0	\$0	\$0	#Num!
4503000 10	Sports Camps	\$3,995	\$0	\$0	\$0	#Num!
	Sum of Sales & Service Fees	\$4,855	\$0	\$0	\$0	#Num!
	Net Total for Athletics	\$4,855	\$0	\$0	\$0	#Num!

Dept: 05-0000-609020 Department Name: MCC Floral Shop

Sales & Service Fees

4509000 16	Floral Shop sales	\$1,735	\$6,000	\$0	(\$6,000)	-100.00%
	Sum of Sales & Service Fees	\$1,735	\$6,000	\$0	(\$6,000)	-100.00%
	Net Total for MCC Floral Shop	\$1,735	\$6,000	\$0	(\$6,000)	-100.00%

Dept: 05-0000-609025 Department Name: Workforce Training - Open Enrollment

Sales & Service Fees

4504000 18	Corporate Center Open Enrollme	\$206,329	\$185,000	\$185,000	\$0	0.00%
4504000 25	CE Discount	(\$9,369)	(\$3,500)	(\$3,500)	\$0	0.00%
	Sum of Sales & Service Fees	\$196,961	\$181,500	\$181,500	\$0	0.00%
	Net Total for Workforce Training - Ope	\$196,961	\$181,500	\$181,500	\$0	0.00%

Dept: 05-0000-609030 Department Name: Workforce Training - Contract Trainin

Sales & Service Fees

4504000 16	Contract Training	\$197,445	\$150,000	\$151,000	\$1,000	0.67%
	Sum of Sales & Service Fees	\$197,445	\$150,000	\$151,000	\$1,000	0.67%
	Net Total for Workforce Training - Co	\$197,445	\$150,000	\$151,000	\$1,000	0.67%

Dept: 05-0000-609032 Department Name: Workforce Training Program

Sales & Service Fees

4509000 09	Workforce Program Revenue	\$469,992	\$350,000	\$370,000	\$20,000	5.71%
	Sum of Sales & Service Fees	\$469,992	\$350,000	\$370,000	\$20,000	5.71%
	Net Total for Workforce Training Prog	\$469,992	\$350,000	\$370,000	\$20,000	5.71%

Thru: 6/30/2024

<i>Object</i>	<i>Object Name</i>	<i>FY24 YTD</i>	<i>FY24 Budget</i>	<i>FY25 Budget</i>	<i>\$ Change</i>	<i>% Change</i>
Dept: 05-3060-303048 Department Name: The "Tartan"						

Outsourced & Contractual Services

5309000	20	Other Contractual Services	\$750	\$1,000	\$1,000	\$0	0.00%
Sum of Outsourced & Contractual Servi			\$750	\$1,000	\$1,000	\$0	0.00%

Maintenance, Memberships, and Printing & Postage Supplies

5401001	00	Office Supplies	\$0	\$100	\$100	\$0	0.00%
5404002	00	Computer Software	\$0	\$200	\$200	\$0	0.00%
5406000	00	Publications & Dues	\$50	\$100	\$100	\$0	0.00%
Sum of Maintenance, Memberships, and			\$50	\$400	\$400	\$0	0.00%

Net Total for The "Tartan"			\$800	\$1,400	\$1,400	\$0	0.00%
-----------------------------------	--	--	-------	---------	---------	-----	-------

Dept: 05-4000-604020 Department Name: Traffic Safety Program						
--	--	--	--	--	--	--

Salaries

5106002	00	PT Clerical Staff	\$27,439	\$30,492	\$35,725	\$5,233	17.16%
Sum of Salaries			\$27,439	\$30,492	\$35,725	\$5,233	17.16%

Fringe Benefits

5209000	55	SURS College Insurance ER Cont	\$0	\$152	\$268	\$116	76.32%
5299900	00	Compensated Absences	\$659	\$0	\$0	\$0	#Num!
Sum of Fringe Benefits			\$659	\$152	\$268	\$116	76.32%

Outsourced & Contractual Services

5304000	10	Contract Maintenance Services	\$0	\$550	\$0	(\$550)	-100.00%
5309000	20	Other Contractual Services	\$22,472	\$15,000	\$15,000	\$0	0.00%
Sum of Outsourced & Contractual Servi			\$22,472	\$15,550	\$15,000	(\$550)	-3.54%

Maintenance, Memberships, and Printing & Postage Supplies

5401001	00	Office Supplies	\$38	\$250	\$0	(\$250)	-100.00%
5402000	00	Printing	\$0	\$500	\$0	(\$500)	-100.00%
5406000	00	Publications & Dues	\$564	\$1,000	\$1,000	\$0	0.00%
5409000	00	Other Materials & Supplies	\$81,689	\$50,000	\$50,000	\$0	0.00%
Sum of Maintenance, Memberships, and			\$82,291	\$51,750	\$51,000	(\$750)	-1.45%

Travel, Meeting, Professional Development, and Recruitment

5502000	05	In District Travel	\$0	\$50	\$50	\$0	0.00%
Sum of Travel, Meeting, Professional D			\$0	\$50	\$50	\$0	0.00%

Scholarships, Student Activities, and Waivers

5909000	10	Tuition Refunds	\$4,497	\$10,000	\$10,000	\$0	0.00%
---------	----	-----------------	---------	----------	----------	-----	-------

Thru: 6/30/2024

<i>Object</i>	<i>Object Name</i>	<i>FY24 YTD</i>	<i>FY24 Budget</i>	<i>FY25 Budget</i>	<i>\$ Change</i>	<i>% Change</i>
	Sum of Scholarships, Student Activities,	\$4,497	\$10,000	\$10,000	\$0	0.00%
	Net Total for Traffic Safety Program	\$137,358	\$107,994	\$112,043	\$4,049	3.75%

Dept: 05-4000-604025 **Department Name: Focus on the Kids**

Salaries

5102001	00 FT Prof/Tech Staff	\$49,920	\$63,905	\$51,418	(\$12,487)	-19.54%
	Sum of Salaries	\$49,920	\$63,905	\$51,418	(\$12,487)	-19.54%

Fringe Benefits

5201001	00 Employer GTL Medical Vision	\$11,172	\$11,253	\$10,936	(\$317)	-2.82%
5209000	55 SURS College Insurance ER Cont	\$382	\$320	\$386	\$66	20.63%
5299900	00 Compensated Absences	\$3,118	\$0	\$0	\$0	#Num!
	Sum of Fringe Benefits	\$14,672	\$11,573	\$11,322	(\$251)	-2.17%

Outsourced & Contractual Services

5309000	20 Other Contractual Services	\$4,960	\$4,750	\$4,750	\$0	0.00%
	Sum of Outsourced & Contractual Servi	\$4,960	\$4,750	\$4,750	\$0	0.00%

Maintenance, Memberships, and Printing & Postage Supplies

5401001	00 Office Supplies	\$0	\$100	\$0	(\$100)	-100.00%
5401002	00 Instructional Supplies	(\$750)	\$500	\$500	\$0	0.00%
5402000	00 Printing	\$0	\$25	\$0	(\$25)	-100.00%
	Sum of Maintenance, Memberships, and	(\$750)	\$625	\$500	(\$125)	-20.00%

Travel, Meeting, Professional Development, and Recruitment

5501000	05 Meeting Expense In-District	\$0	\$50	\$50	\$0	0.00%
	Sum of Travel, Meeting, Professional D	\$0	\$50	\$50	\$0	0.00%

Net Total for Focus on the Kids **\$68,802** **\$80,903** **\$68,040** **(\$12,863)** **-15.90%**

Dept: 05-4010-401024 **Department Name: Personal Development Program**

Salaries

5101001	00 FT Administrative Staff	\$92,308	\$92,429	\$103,000	\$10,571	11.44%
5102001	00 FT Prof/Tech Staff	\$4,480	\$0	\$0	\$0	#Num!
5103001	10 FT Stipends Fall Spring Summer	\$600	\$0	\$0	\$0	#Num!
5103002	15 PT Stipends Fall Sprg Sum	\$8,011	\$3,605	\$3,713	\$108	3.00%
5106001	00 FT Clerical Staff	\$111,825	\$115,190	\$118,663	\$3,473	3.02%
	Sum of Salaries	\$217,222	\$211,224	\$225,376	\$14,152	6.70%

Fringe Benefits

5201001	00 Employer GTL Medical Vision	\$54,886	\$64,314	\$59,765	(\$4,549)	-7.07%
5209000	55 SURS College Insurance ER Cont	\$1,601	\$1,056	\$1,690	\$634	60.04%

Thru: 6/30/2024

<i>Object</i>	<i>Object Name</i>	<i>FY24 YTD</i>	<i>FY24 Budget</i>	<i>FY25 Budget</i>	<i>\$ Change</i>	<i>% Change</i>
5299900	00 Compensated Absences	\$2,385	\$0	\$0	\$0	#Num!
Sum of Fringe Benefits		\$58,872	\$65,370	\$61,455	(\$3,915)	-5.99%
Outsourced & Contractual Services						
5309000	20 Other Contractual Services	\$54,135	\$28,490	\$28,490	\$0	0.00%
Sum of Outsourced & Contractual Servi		\$54,135	\$28,490	\$28,490	\$0	0.00%
Maintenance, Memberships, and Printing & Postage Supplies						
5401001	00 Office Supplies	\$0	\$75	\$0	(\$75)	-100.00%
5401002	00 Instructional Supplies	\$869	\$0	\$0	\$0	#Num!
5401009	00 IT Technology Supplies	\$2,739	\$0	\$0	\$0	#Num!
5401009	05 Supplies MCC Store	\$18	\$50	\$50	\$0	0.00%
5402000	00 Printing	\$0	\$75	\$0	(\$75)	-100.00%
5409000	00 Other Materials & Supplies	\$0	\$700	\$700	\$0	0.00%
Sum of Maintenance, Memberships, and		\$3,625	\$900	\$750	(\$150)	-16.67%
Travel, Meeting, Professional Development, and Recruitment						
5502000	05 In District Travel	\$0	\$50	\$0	(\$50)	-100.00%
Sum of Travel, Meeting, Professional D		\$0	\$50	\$0	(\$50)	-100.00%
Net Total for Personal Development Pr		\$333,854	\$306,034	\$316,071	\$10,037	3.28%

Dept: 05-4010-401026 Department Name: Retired Adult Prog

Outsourced & Contractual Services						
5309000	20 Other Contractual Services	\$1,495	\$1,125	\$0	(\$1,125)	-100.00%
Sum of Outsourced & Contractual Servi		\$1,495	\$1,125	\$0	(\$1,125)	-100.00%
Net Total for Retired Adult Prog		\$1,495	\$1,125	\$0	(\$1,125)	-100.00%

Dept: 05-4010-604030 Department Name: Center for Agrarian Learning

Outsourced & Contractual Services						
5309000	20 Other Contractual Services	\$5,070	\$2,000	\$2,000	\$0	0.00%
Sum of Outsourced & Contractual Servi		\$5,070	\$2,000	\$2,000	\$0	0.00%
Maintenance, Memberships, and Printing & Postage Supplies						
5401001	00 Office Supplies	\$332	\$600	\$450	(\$150)	-25.00%
5401002	00 Instructional Supplies	\$980	\$2,500	\$1,200	(\$1,300)	-52.00%
5402000	00 Printing	\$1,721	\$3,000	\$2,500	(\$500)	-16.67%
5404003	00 Postage	\$102	\$0	\$150	\$150	#Div/0!
5406000	00 Publications & Dues	\$4,145	\$500	\$750	\$250	50.00%
5407000	00 Advertising	\$3,169	\$0	\$1,000	\$1,000	#Div/0!
5409000	00 Other Materials & Supplies	\$5,035	\$7,000	\$6,000	(\$1,000)	-14.29%

Thru: 6/30/2024

<i>Object</i>	<i>Object Name</i>	<i>FY24 YTD</i>	<i>FY24 Budget</i>	<i>FY25 Budget</i>	<i>\$ Change</i>	<i>% Change</i>
Sum of Maintenance, Memberships, and		\$15,484	\$13,600	\$12,050	(\$1,550)	-11.40%
Travel, Meeting, Professional Development, and Recruitment						
5501000	05 Meeting Expense In-District	\$3,615	\$1,000	\$750	(\$250)	-25.00%
5502000	05 In District Travel	\$28	\$500	\$500	\$0	0.00%
5502000	10 Out of District Travel	\$0	\$2,000	\$1,200	(\$800)	-40.00%
5509000	15 Other Conf & Mtg Exp	\$895	\$2,500	\$2,200	(\$300)	-12.00%
Sum of Travel, Meeting, Professional D		\$4,539	\$6,000	\$4,650	(\$1,350)	-22.50%
Fixed Charges, Rental, Property Insurance, and Debt Retirement						
5601000	00 Rental - Facilities	\$1,968	\$1,000	\$1,000	\$0	0.00%
Sum of Fixed Charges, Rental, Property		\$1,968	\$1,000	\$1,000	\$0	0.00%
Net Total for Center for Agrarian Lear		\$27,061	\$22,600	\$19,700	(\$2,900)	-12.83%

Dept: 05-4040-404015 **Department Name: Center for Non-Profit Leadership**

Outsourced & Contractual Services

5309000	20 Other Contractual Services	\$0	\$4,000	\$4,000	\$0	0.00%
Sum of Outsourced & Contractual Servi		\$0	\$4,000	\$4,000	\$0	0.00%

Maintenance, Memberships, and Printing & Postage Supplies

5401001	00 Office Supplies	\$0	\$500	\$500	\$0	0.00%
5402000	00 Printing	\$4,400	\$3,000	\$3,000	\$0	0.00%
5408000	05 Food Purchases	\$0	\$1,750	\$1,750	\$0	0.00%
Sum of Maintenance, Memberships, and		\$4,400	\$5,250	\$5,250	\$0	0.00%

Travel, Meeting, Professional Development, and Recruitment

5501000	05 Meeting Expense In-District	\$88	\$150	\$150	\$0	0.00%
Sum of Travel, Meeting, Professional D		\$88	\$150	\$150	\$0	0.00%

Net Total for Center for Non-Profit Lea **\$4,488** **\$9,400** **\$9,400** **\$0** **0.00%**

Dept: 05-6010-501033 **Department Name: Tartan Bistro - Cullinary**

Maintenance, Memberships, and Printing & Postage Supplies

5401001	00 Office Supplies	\$13	\$0	\$0	\$0	#Num!
5401002	00 Instructional Supplies	\$0	\$500	\$500	\$0	0.00%
5402000	00 Printing	\$1	\$100	\$100	\$0	0.00%
5408000	05 Food Purchases	\$767	\$14,000	\$14,000	\$0	0.00%
Sum of Maintenance, Memberships, and		\$780	\$14,600	\$14,600	\$0	0.00%

Net Total for Tartan Bistro - Cullinary **\$780** **\$14,600** **\$14,600** **\$0** **0.00%**

Dept: 05-6010-603010 **Department Name: Food Service Admin**

Thru: 6/30/2024

<i>Object</i>	<i>Object Name</i>	<i>FY24 YTD</i>	<i>FY24 Budget</i>	<i>FY25 Budget</i>	<i>\$ Change</i>	<i>% Change</i>
Salaries						
5101001	00 FT Administrative Staff	\$66,346	\$94,855	\$77,250	(\$17,605)	-18.56%
5102001	00 FT Prof/Tech Staff	\$56,560	\$50,426	\$51,953	\$1,527	3.03%
5106001	10 FT Service Staff	\$43,600	\$43,513	\$44,819	\$1,306	3.00%
5106002	20 PT Service Staff	\$115,099	\$163,063	\$196,140	\$33,077	20.28%
Sum of Salaries		\$281,605	\$351,857	\$370,162	\$18,305	5.20%
Fringe Benefits						
5201001	00 Employer GTL Medical Vision	\$11,355	\$21,158	\$10,996	(\$10,162)	-48.03%
5209000	55 SURS College Insurance ER Cont	\$1,276	\$1,593	\$2,326	\$733	46.01%
5299900	00 Compensated Absences	(\$6,201)	\$0	\$0	\$0	#Num!
Sum of Fringe Benefits		\$6,430	\$22,751	\$13,322	(\$9,429)	-41.44%
Outsourced & Contractual Services						
5304000	10 Contract Maintenance Services	\$1,941	\$0	\$1,000	\$1,000	#Div/0!
5309000	20 Other Contractual Services	\$59,257	\$30,000	\$30,000	\$0	0.00%
Sum of Outsourced & Contractual Servi		\$61,198	\$30,000	\$31,000	\$1,000	3.33%
Maintenance, Memberships, and Printing & Postage Supplies						
5401001	00 Office Supplies	\$731	\$800	\$800	\$0	0.00%
5401009	00 IT Technology Supplies	\$170	\$0	\$0	\$0	#Num!
5404002	00 Computer Software	\$2,340	\$550	\$550	\$0	0.00%
5406000	00 Publications & Dues	\$155	\$500	\$500	\$0	0.00%
5408000	05 Food Purchases	\$246,510	\$250,000	\$250,000	\$0	0.00%
5409000	00 Other Materials & Supplies	\$59,188	\$40,000	\$40,000	\$0	0.00%
Sum of Maintenance, Memberships, and		\$309,094	\$291,850	\$291,850	\$0	0.00%
Travel, Meeting, Professional Development, and Recruitment						
5509000	15 Other Conf & Mtg Exp	\$0	\$200	\$200	\$0	0.00%
Sum of Travel, Meeting, Professional D		\$0	\$200	\$200	\$0	0.00%
Capital Outlay						
5807000	05 Repl Equip - Service	\$0	\$0	\$0	\$0	#Num!
Sum of Capital Outlay		\$0	\$0	\$0	\$0	#Num!
Scholarships, Student Activities, and Waivers						
5904000	10 Fee Loss/Uncollectable	\$49	\$0	\$20	\$20	#Div/0!
Sum of Scholarships, Student Activities,		\$49	\$0	\$20	\$20	#Div/0!
Net Total for Food Service Admin		\$658,376	\$696,658	\$706,554	\$9,896	1.42%

Dept: 05-6020-602010 Department Name: The MCC Store

Salaries

Thru: 6/30/2024

<i>Object</i>	<i>Object Name</i>	<i>FY24 YTD</i>	<i>FY24 Budget</i>	<i>FY25 Budget</i>	<i>\$ Change</i>	<i>% Change</i>
5101001	00 FT Administrative Staff	\$72,001	\$74,089	\$74,161	\$72	0.10%
5102001	00 FT Prof/Tech Staff	\$52,451	\$51,796	\$53,367	\$1,571	3.03%
5106001	00 FT Clerical Staff	\$68,478	\$82,832	\$84,538	\$1,706	2.06%
Sum of Salaries		\$192,930	\$208,717	\$212,066	\$3,349	1.60%
Fringe Benefits						
5201001	00 Employer GTL Medical Vision	\$39,780	\$40,674	\$39,524	(\$1,150)	-2.83%
5209000	55 SURS College Insurance ER Cont	\$1,399	\$1,043	\$1,369	\$326	31.26%
5299900	00 Compensated Absences	(\$11,355)	\$0	\$0	\$0	#Num!
Sum of Fringe Benefits		\$29,825	\$41,717	\$40,893	(\$824)	-1.98%
Outsourced & Contractual Services						
5304000	10 Contract Maintenance Services	(\$13,496)	\$50,000	\$50,000	\$0	0.00%
5309000	20 Other Contractual Services	\$15,668	\$10,000	\$10,000	\$0	0.00%
Sum of Outsourced & Contractual Servi		\$2,172	\$60,000	\$60,000	\$0	0.00%
Maintenance, Memberships, and Printing & Postage Supplies						
5401001	00 Office Supplies	\$8	\$2,500	\$2,500	\$0	0.00%
5401002	35 Supplies - General	\$0	\$3,000	\$3,000	\$0	0.00%
5401009	05 Supplies MCC Store	\$111	\$600	\$600	\$0	0.00%
5402000	00 Printing	\$10,173	\$15,000	\$15,000	\$0	0.00%
5404003	00 Postage	\$0	\$50	\$50	\$0	0.00%
5406000	00 Publications & Dues	\$2,839	\$2,500	\$2,500	\$0	0.00%
5407000	10 Promotional Expense	\$3,145	\$15,000	\$15,000	\$0	0.00%
5408000	05 Food Purchases	\$28	\$0	\$0	\$0	#Num!
5408000	10 Supply Purchases	\$44,326	\$50,000	\$45,000	(\$5,000)	-10.00%
5408000	15 Clothing Purchases	\$42,801	\$40,000	\$50,000	\$10,000	25.00%
5408000	20 Bkstr-Freight & Shipping	\$10,642	\$25,000	\$25,000	\$0	0.00%
5408000	21 Book Purchases	\$617,551	\$700,000	\$690,000	(\$10,000)	-1.43%
5408000	25 Gift Purchases	\$21,331	\$15,000	\$15,000	\$0	0.00%
5408000	30 Software Purchases	\$0	\$500	\$500	\$0	0.00%
Sum of Maintenance, Memberships, and		\$752,956	\$869,150	\$864,150	(\$5,000)	-0.58%
Travel, Meeting, Professional Development, and Recruitment						
5501000	05 Meeting Expense In-District	\$0	\$0	\$0	\$0	#Num!
5502000	10 Out of District Travel	\$1,039	\$4,500	\$4,500	\$0	0.00%
5509000	15 Other Conf & Mtg Exp	\$0	\$500	\$500	\$0	0.00%
Sum of Travel, Meeting, Professional D		\$1,039	\$5,000	\$5,000	\$0	0.00%
Fixed Charges, Rental, Property Insurance, and Debt Retirement						
5606002	05 Subscription Retirements	\$42,987	\$0	\$0	\$0	#Num!
Sum of Fixed Charges, Rental, Property		\$42,987	\$0	\$0	\$0	#Num!
Scholarships, Student Activities, and Waivers						

Thru: 6/30/2024

<i>Object</i>	<i>Object Name</i>	<i>FY24 YTD</i>	<i>FY24 Budget</i>	<i>FY25 Budget</i>	<i>\$ Change</i>	<i>% Change</i>
5904000	10 Fee Loss/Uncollectable	\$102	\$1,000	\$1,000	\$0	0.00%
5904002	00 Dept. Charge-Back	\$0	\$0	\$0	\$0	#Num!
Sum of Scholarships, Student Activities,		\$102	\$1,000	\$1,000	\$0	0.00%
Net Total for The MCC Store		\$1,022,012	\$1,185,584	\$1,183,109	(\$2,475)	-0.21%

Dept: 05-6040-605010 **Department Name: Athletics**

Salaries

5101001	00 FT Administrative Staff	\$103,299	\$103,299	\$106,398	\$3,099	3.00%
5102001	00 FT Prof/Tech Staff	\$143,436	\$140,581	\$148,351	\$7,770	5.53%
5103001	10 FT Stipends Fall Spring Summer	\$14,997	\$0	\$14,056	\$14,056	#Div/0!
5103002	05 PT Instructional Other	\$7,042	\$0	\$0	\$0	#Num!
5103002	15 PT Stipends Fall Sprg Sum	\$115,359	\$114,330	\$134,400	\$20,070	17.55%
5106002	20 PT Service Staff	\$6,108	\$6,008	\$6,184	\$176	2.93%
Sum of Salaries		\$390,241	\$364,218	\$409,389	\$45,171	12.40%

Fringe Benefits

5201001	00 Employer GTL Medical Vision	\$53,696	\$50,557	\$49,228	(\$1,329)	-2.63%
5209000	55 SURS College Insurance ER Cont	\$2,031	\$1,821	\$2,839	\$1,018	55.90%
5299900	00 Compensated Absences	(\$21,955)	\$0	\$0	\$0	#Num!
Sum of Fringe Benefits		\$33,772	\$52,378	\$52,067	(\$311)	-0.59%

Outsourced & Contractual Services

5309000	20 Other Contractual Services	\$97,382	\$89,000	\$159,000	\$70,000	78.65%
Sum of Outsourced & Contractual Servi		\$97,382	\$89,000	\$159,000	\$70,000	78.65%

Maintenance, Memberships, and Printing & Postage Supplies

5401001	00 Office Supplies	\$61,116	\$57,000	\$57,000	\$0	0.00%
5401009	05 Supplies MCC Store	\$1,131	\$500	\$500	\$0	0.00%
5402000	00 Printing	\$10	\$200	\$0	(\$200)	-100.00%
5406000	00 Publications & Dues	\$10,607	\$12,300	\$14,300	\$2,000	16.26%
5408000	05 Food Purchases	\$147	\$0	\$0	\$0	#Num!
5409000	00 Other Materials & Supplies	\$1,123	\$4,150	\$4,000	(\$150)	-3.61%
Sum of Maintenance, Memberships, and		\$74,135	\$74,150	\$75,800	\$1,650	2.23%

Travel, Meeting, Professional Development, and Recruitment

5501000	05 Meeting Expense In-District	\$130	\$0	\$0	\$0	#Num!
5502000	05 In District Travel	\$111	\$0	\$0	\$0	#Num!
5502000	10 Out of District Travel	\$62,695	\$60,000	\$65,000	\$5,000	8.33%
5504000	00 Recruitment	\$510	\$3,000	\$3,000	\$0	0.00%
5509000	15 Other Conf & Mtg Exp	\$10,053	\$6,500	\$7,000	\$500	7.69%
Sum of Travel, Meeting, Professional D		\$73,499	\$69,500	\$75,000	\$5,500	7.91%

Thru: 6/30/2024

<i>Object</i>	<i>Object Name</i>	<i>FY24 YTD</i>	<i>FY24 Budget</i>	<i>FY25 Budget</i>	<i>\$ Change</i>	<i>% Change</i>
Fixed Charges, Rental, Property Insurance, and Debt Retirement						
5601000	00 Rental - Facilities	\$11,945	\$15,000	\$15,000	\$0	0.00%
Sum of Fixed Charges, Rental, Property		\$11,945	\$15,000	\$15,000	\$0	0.00%
Capital Outlay						
5807000	00 Equipment	\$0	\$0	\$0	\$0	#Num!
Sum of Capital Outlay		\$0	\$0	\$0	\$0	#Num!
Net Total for Athletics		\$680,975	\$664,246	\$786,256	\$122,010	18.37%
Dept: 05-6080-601005 Department Name: University Center						
Salaries						
5101001	00 FT Administrative Staff	\$106,317	\$200,000	\$108,150	(\$91,850)	-45.93%
5102001	00 FT Prof/Tech Staff	\$1,514	\$0	\$55,000	\$55,000	#Div/0!
Sum of Salaries		\$107,831	\$200,000	\$163,150	(\$36,850)	-18.43%
Fringe Benefits						
5201001	00 Employer GTL Medical Vision	\$9,607	\$50,180	\$34,399	(\$15,781)	-31.45%
5209000	55 SURS College Insurance ER Cont	\$874	\$0	\$811	\$811	#Div/0!
5299900	00 Compensated Absences	\$10,124	\$0	\$0	\$0	#Num!
Sum of Fringe Benefits		\$20,605	\$50,180	\$35,210	(\$14,970)	-29.83%
Outsourced & Contractual Services						
5304000	10 Contract Maintenance Services	\$17,027	\$102,073	\$0	(\$102,073)	-100.00%
5309000	20 Other Contractual Services	\$3,055	\$0	\$0	\$0	#Num!
Sum of Outsourced & Contractual Servi		\$20,082	\$102,073	\$0	(\$102,073)	-100.00%
Maintenance, Memberships, and Printing & Postage Supplies						
5401001	00 Office Supplies	\$413	\$0	\$2,000	\$2,000	#Div/0!
5401009	05 Supplies MCC Store			\$1,250		
5402000	00 Printing	\$23,385	\$27,834	\$3,000	(\$24,834)	-89.22%
5404003	00 Postage			\$500		
5406000	00 Publications & Dues			\$1,200		
5407000	00 Advertising	\$2,124	\$0	\$25,000	\$25,000	#Div/0!
5408000	05 Food Purchases	\$59	\$0	\$0	\$0	#Num!
Sum of Maintenance, Memberships, and		\$25,981	\$27,834	\$32,950	\$5,116	18.38%
Travel, Meeting, Professional Development, and Recruitment						
5501000	05 Meeting Expense In-District	\$3,151	\$0	\$10,500	\$10,500	#Div/0!
5502000	05 In District Travel	\$21	\$0	\$1,500	\$1,500	#Div/0!
5502000	10 Out of District Travel			\$1,500		
Sum of Travel, Meeting, Professional D		\$3,172	\$0	\$13,500	\$13,500	#Div/0!

Thru: 6/30/2024

<i>Object</i>	<i>Object Name</i>	<i>FY24 YTD</i>	<i>FY24 Budget</i>	<i>FY25 Budget</i>	<i>\$ Change</i>	<i>% Change</i>
Utilities						
5704000	00 Water/Sewage	\$73	\$0	\$0	\$0	#Num!
Sum of Utilities		\$73	\$0	\$0	\$0	#Num!
Capital Outlay						
5803000	00 Buildings - New	\$0	\$0	\$0	\$0	#Num!
5809000	07 Architectual Services	\$30,731	\$0	\$0	\$0	#Num!
Sum of Capital Outlay		\$30,731	\$0	\$0	\$0	#Num!
Net Total for University Center		\$208,475	\$380,087	\$244,810	(\$135,277)	-35.59%
Dept: 05-6080-601010 Department Name: Conferences and Rental						
Salaries						
5102001	00 FT Prof/Tech Staff	\$175,572	\$160,768	\$184,915	\$24,147	15.02%
5106002	00 PT Clerical Staff	\$3,215	\$27,073	\$0	(\$27,073)	-100.00%
Sum of Salaries		\$178,787	\$187,841	\$184,915	(\$2,926)	-1.56%
Fringe Benefits						
5201001	00 Employer GTL Medical Vision	\$23,641	\$74,446	\$24,097	(\$50,349)	-67.63%
5209000	55 SURS College Insurance ER Cont	\$1,354	\$764	\$1,387	\$623	81.54%
5299900	00 Compensated Absences	\$6,061	\$0	\$0	\$0	#Num!
Sum of Fringe Benefits		\$31,056	\$75,210	\$25,484	(\$49,726)	-66.12%
Outsourced & Contractual Services						
5309000	20 Other Contractual Services	\$21,383	\$15,000	\$17,500	\$2,500	16.67%
Sum of Outsourced & Contractual Servi		\$21,383	\$15,000	\$17,500	\$2,500	16.67%
Maintenance, Memberships, and Printing & Postage Supplies						
5401001	00 Office Supplies	\$2,823	\$1,000	\$1,000	\$0	0.00%
5401009	05 Supplies MCC Store	\$0	\$150	\$150	\$0	0.00%
5402000	00 Printing	\$0	\$1,000	\$1,000	\$0	0.00%
5404003	00 Postage	\$0	\$500	\$500	\$0	0.00%
5406000	00 Publications & Dues	\$472	\$1,750	\$1,500	(\$250)	-14.29%
5408000	05 Food Purchases	\$13,422	\$7,500	\$7,500	\$0	0.00%
5409000	00 Other Materials & Supplies	\$2,504	\$3,500	\$3,500	\$0	0.00%
Sum of Maintenance, Memberships, and		\$19,221	\$15,400	\$15,150	(\$250)	-1.62%
Travel, Meeting, Professional Development, and Recruitment						
5501000	05 Meeting Expense In-District	\$0	\$2,500	\$2,500	\$0	0.00%
5502000	10 Out of District Travel	\$2,128	\$2,500	\$2,500	\$0	0.00%
5509000	15 Other Conf & Mtg Exp	\$2,406	\$5,000	\$5,000	\$0	0.00%
Sum of Travel, Meeting, Professional D		\$4,534	\$10,000	\$10,000	\$0	0.00%

Thru: 6/30/2024

<i>Object</i>	<i>Object Name</i>	<i>FY24 YTD</i>	<i>FY24 Budget</i>	<i>FY25 Budget</i>	<i>\$ Change</i>	<i>% Change</i>
Fixed Charges, Rental, Property Insurance, and Debt Retirement						
5602000	00 Rental - Equipment	\$1,052	\$2,000	\$2,000	\$0	0.00%
Sum of Fixed Charges, Rental, Property		\$1,052	\$2,000	\$2,000	\$0	0.00%
Net Total for Conferences and Rental		\$256,033	\$305,451	\$255,049	(\$50,402)	-16.50%
Dept: 05-6090-601015 Department Name: CLC						
Salaries						
5102001	00 FT Prof/Tech Staff	\$30,789	\$0	\$47,133	\$47,133	#Div/0!
5102002	00 PT Prof/Technical Staff	\$54,735	\$44,733	\$47,040	\$2,307	5.16%
5103004	20 Non-Instructional Overload	\$20,359	\$20,049	\$20,049	\$0	0.00%
5106002	00 PT Clerical Staff	\$18,397	\$43,680	\$20,969	(\$22,711)	-51.99%
Sum of Salaries		\$124,279	\$108,462	\$135,191	\$26,729	24.64%
Fringe Benefits						
5201001	00 Employer GTL Medical Vision	\$2,138	\$180	\$90	(\$90)	-50.00%
5209000	55 SURS College Insurance ER Cont	\$384	\$224	\$863	\$639	285.27%
5299900	00 Compensated Absences	\$192	\$0	\$0	\$0	#Num!
Sum of Fringe Benefits		\$2,713	\$404	\$953	\$549	135.89%
Outsourced & Contractual Services						
5304000	10 Contract Maintenance Services	\$1,773	\$1,200	\$1,200	\$0	0.00%
5306000	00 Office Services	\$2,444	\$1,500	\$1,500	\$0	0.00%
5309000	20 Other Contractual Services	\$97	\$1,300	\$1,300	\$0	0.00%
Sum of Outsourced & Contractual Servi		\$4,314	\$4,000	\$4,000	\$0	0.00%
Maintenance, Memberships, and Printing & Postage Supplies						
5401001	00 Office Supplies	\$4,702	\$2,000	\$2,000	\$0	0.00%
5401002	00 Instructional Supplies	\$240	\$2,000	\$2,000	\$0	0.00%
5401009	00 IT Technology Supplies	\$1,660	\$0	\$0	\$0	#Num!
5401009	05 Supplies MCC Store	\$27	\$100	\$100	\$0	0.00%
5402000	00 Printing	\$0	\$200	\$200	\$0	0.00%
5404002	00 Computer Software	\$948	\$500	\$500	\$0	0.00%
5406000	00 Publications & Dues	\$667	\$200	\$200	\$0	0.00%
5408000	05 Food Purchases	\$12,036	\$12,000	\$12,000	\$0	0.00%
Sum of Maintenance, Memberships, and		\$20,279	\$17,000	\$17,000	\$0	0.00%
Travel, Meeting, Professional Development, and Recruitment						
5501000	05 Meeting Expense In-District	\$89	\$0	\$0	\$0	#Num!
5502000	10 Out of District Travel	\$1,599	\$0	\$0	\$0	#Num!
Sum of Travel, Meeting, Professional D		\$1,688	\$0	\$0	\$0	#Num!
Net Total for CLC		\$153,274	\$129,866	\$157,144	\$27,278	21.00%

Tuesday, September 10, 2024

Page 121 of 190

Thru: 6/30/2024

<i>Object</i>	<i>Object Name</i>	<i>FY24 YTD</i>	<i>FY24 Budget</i>	<i>FY25 Budget</i>	<i>\$ Change</i>	<i>% Change</i>
Dept: 05-6090-609020 Department Name: MCC Floral Shop						
Maintenance, Memberships, and Printing & Postage Supplies						
5401002	20 Supplies - Floral Design	\$0	\$6,000	\$0	(\$6,000)	-100.00%
Sum of Maintenance, Memberships, and		\$0	\$6,000	\$0	(\$6,000)	-100.00%
Net Total for MCC Floral Shop		\$0	\$6,000	\$0	(\$6,000)	-100.00%
Dept: 05-6090-609022 Department Name: Workforce Comm & Bus Prog						
Salaries						
5101001	00 FT Administrative Staff	\$183,491	\$204,049	\$190,480	(\$13,569)	-6.65%
5102001	00 FT Prof/Tech Staff	\$66,001	\$45,011	\$53,560	\$8,549	18.99%
5106001	00 FT Clerical Staff	\$19,527	\$0	\$49,275	\$49,275	#Div/0!
5106002	00 PT Clerical Staff	\$7,903	\$42,806	\$0	(\$42,806)	-100.00%
Sum of Salaries		\$276,922	\$291,866	\$293,315	\$1,449	0.50%
Fringe Benefits						
5201001	00 Employer GTL Medical Vision	\$23,847	\$42,404	\$11,472	(\$30,932)	-72.95%
5209000	55 SURS College Insurance ER Cont	\$2,177	\$1,674	\$2,973	\$1,299	77.60%
5299900	00 Compensated Absences	(\$20,762)	\$0	\$0	\$0	#Num!
Sum of Fringe Benefits		\$5,262	\$44,078	\$14,445	(\$29,633)	-67.23%
Outsourced & Contractual Services						
5306000	00 Office Services	\$13,573	\$0	\$0	\$0	#Num!
5309000	20 Other Contractual Services	\$275	\$0	\$0	\$0	#Num!
Sum of Outsourced & Contractual Servi		\$13,848	\$0	\$0	\$0	#Num!
Maintenance, Memberships, and Printing & Postage Supplies						
5401001	00 Office Supplies	\$438	\$2,000	\$2,000	\$0	0.00%
5402000	00 Printing	\$359	\$0	\$0	\$0	#Num!
5406000	00 Publications & Dues	\$9,894	\$5,000	\$5,000	\$0	0.00%
5408000	05 Food Purchases	\$5,388	\$4,700	\$5,500	\$800	17.02%
5409000	00 Other Materials & Supplies	\$342	\$0	\$0	\$0	#Num!
Sum of Maintenance, Memberships, and		\$16,421	\$11,700	\$12,500	\$800	6.84%
Travel, Meeting, Professional Development, and Recruitment						
5501000	05 Meeting Expense In-District	\$1,000	\$200	\$200	\$0	0.00%
5509000	15 Other Conf & Mtg Exp	\$1,079	\$200	\$500	\$300	150.00%
Sum of Travel, Meeting, Professional D		\$2,079	\$400	\$700	\$300	75.00%
Scholarships, Student Activities, and Waivers						
5909000	70 Corporate Sponsorships	\$1,500	\$0	\$0	\$0	#Num!

Thru: 6/30/2024

<i>Object</i>	<i>Object Name</i>	<i>FY24 YTD</i>	<i>FY24 Budget</i>	<i>FY25 Budget</i>	<i>\$ Change</i>	<i>% Change</i>
Sum of Scholarships, Student Activities,		\$1,500	\$0	\$0	\$0	#Num!
Net Total for Workforce Comm & Bus		\$316,032	\$348,044	\$320,960	(\$27,084)	-7.78%

Dept: 05-6090-609025 **Department Name: Workforce Training - Open Enrollment**

Salaries

5102001	00 FT Prof/Tech Staff	\$76,019	\$76,019	\$78,300	\$2,281	3.00%
Sum of Salaries		\$76,019	\$76,019	\$78,300	\$2,281	3.00%

Fringe Benefits

5201001	00 Employer GTL Medical Vision	\$28,661	\$29,305	\$28,478	(\$827)	-2.82%
5209000	55 SURS College Insurance ER Cont	\$591	\$380	\$587	\$207	54.47%
5299900	00 Compensated Absences	(\$7,205)	\$0	\$0	\$0	#Num!
Sum of Fringe Benefits		\$22,047	\$29,685	\$29,065	(\$620)	-2.09%

Outsourced & Contractual Services

5309000	20 Other Contractual Services	\$72,894	\$64,750	\$64,750	\$0	0.00%
Sum of Outsourced & Contractual Servi		\$72,894	\$64,750	\$64,750	\$0	0.00%

Maintenance, Memberships, and Printing & Postage Supplies

5401001	00 Office Supplies	\$177	\$300	\$0	(\$300)	-100.00%
5401009	05 Supplies MCC Store	\$20,974	\$500	\$500	\$0	0.00%
5402000	00 Printing	\$0	\$200	\$0	(\$200)	-100.00%
5404003	00 Postage	\$51	\$0	\$0	\$0	#Num!
5406000	00 Publications & Dues	\$439	\$500	\$500	\$0	0.00%
5408000	05 Food Purchases	\$78	\$0	\$0	\$0	#Num!
5409000	00 Other Materials & Supplies	\$25,874	\$29,600	\$29,600	\$0	0.00%
Sum of Maintenance, Memberships, and		\$47,592	\$31,100	\$30,600	(\$500)	-1.61%

Travel, Meeting, Professional Development, and Recruitment

5502000	05 In District Travel	\$0	\$100	\$100	\$0	0.00%
5509000	15 Other Conf & Mtg Exp	\$0	\$550	\$550	\$0	0.00%
Sum of Travel, Meeting, Professional D		\$0	\$650	\$650	\$0	0.00%

Net Total for Workforce Training - Ope \$218,552 \$202,204 \$203,365 \$1,161 0.57%

Dept: 05-6090-609030 **Department Name: Workforce Training - Contract Trainin**

Salaries

5106002	00 PT Clerical Staff	\$19,619	\$20,800	\$27,450	\$6,650	31.97%
Sum of Salaries		\$19,619	\$20,800	\$27,450	\$6,650	31.97%

Fringe Benefits

5201001	00 Employer GTL Medical Vision	\$0	\$90	\$0	(\$90)	-100.00%
---------	--------------------------------	-----	------	-----	--------	----------

Thru: 6/30/2024

<i>Object</i>	<i>Object Name</i>	<i>FY24 YTD</i>	<i>FY24 Budget</i>	<i>FY25 Budget</i>	<i>\$ Change</i>	<i>% Change</i>
5209000	55 SURS College Insurance ER Cont			\$206		
5299900	00 Compensated Absences	\$294	\$0	\$0	\$0	#Num!
Sum of Fringe Benefits		\$294	\$90	\$206	\$116	128.89%
Outsourced & Contractual Services						
5309000	20 Other Contractual Services	\$87,412	\$52,500	\$52,500	\$0	0.00%
Sum of Outsourced & Contractual Servi		\$87,412	\$52,500	\$52,500	\$0	0.00%
Maintenance, Memberships, and Printing & Postage Supplies						
5401001	00 Office Supplies	\$0	\$350	\$0	(\$350)	-100.00%
5402000	00 Printing	\$0	\$400	\$0	(\$400)	-100.00%
5408000	05 Food Purchases	\$1,186	\$500	\$1,000	\$500	100.00%
5409000	00 Other Materials & Supplies	\$3,440	\$24,000	\$24,000	\$0	0.00%
Sum of Maintenance, Memberships, and		\$4,627	\$25,250	\$25,000	(\$250)	-0.99%
Travel, Meeting, Professional Development, and Recruitment						
5502000	05 In District Travel	\$803	\$400	\$400	\$0	0.00%
Sum of Travel, Meeting, Professional D		\$803	\$400	\$400	\$0	0.00%
Net Total for Workforce Training - Co		\$112,754	\$99,040	\$105,556	\$6,516	6.58%

Dept: 05-6090-609032 **Department Name: Workforce Training Program**

Salaries

5102001	00 FT Prof/Tech Staff	\$46,855	\$58,236	\$58,195	(\$41)	-0.07%
5103001	10 FT Stipends Fall Spring Summer	\$0	\$0	\$0	\$0	#Num!
5103002	05 PT Instructional Other	\$11,641	\$0	\$0	\$0	#Num!
5103002	15 PT Stipends Fall Sprg Sum	\$32,435	\$36,050	\$37,132	\$1,082	3.00%
Sum of Salaries		\$90,931	\$94,286	\$95,327	\$1,041	1.10%

Fringe Benefits

5201001	00 Employer GTL Medical Vision	\$540	\$90	\$90	\$0	0.00%
5209000	55 SURS College Insurance ER Cont	\$512	\$471	\$714	\$243	51.59%
5299900	00 Compensated Absences	(\$2,435)	\$0	\$0	\$0	#Num!
Sum of Fringe Benefits		(\$1,383)	\$561	\$804	\$243	43.32%

Outsourced & Contractual Services

5309000	20 Other Contractual Services	\$215,494	\$73,500	\$75,000	\$1,500	2.04%
Sum of Outsourced & Contractual Servi		\$215,494	\$73,500	\$75,000	\$1,500	2.04%

Maintenance, Memberships, and Printing & Postage Supplies

5401001	00 Office Supplies	\$46	\$100	\$0	(\$100)	-100.00%
5401002	00 Instructional Supplies	\$35,194	\$35,000	\$28,250	(\$6,750)	-19.29%
5401009	05 Supplies MCC Store	\$21,297	\$5,250	\$12,000	\$6,750	128.57%

Tuesday, September 10, 2024

Page 124 of 190

Thru: 6/30/2024

<i>Object</i>	<i>Object Name</i>	<i>FY24 YTD</i>	<i>FY24 Budget</i>	<i>FY25 Budget</i>	<i>\$ Change</i>	<i>% Change</i>
5402000	00 Printing	\$24	\$200	\$0	(\$200)	-100.00%
5406000	00 Publications & Dues	(\$650)	\$1,500	\$1,500	\$0	0.00%
Sum of Maintenance, Memberships, and		\$55,911	\$42,050	\$41,750	(\$300)	-0.71%
Travel, Meeting, Professional Development, and Recruitment						
5502000	05 In District Travel	\$0	\$100	\$100	\$0	0.00%
Sum of Travel, Meeting, Professional D		\$0	\$100	\$100	\$0	0.00%
Net Total for Workforce Training Prog		\$360,954	\$210,497	\$212,981	\$2,484	1.18%
Net Surplus/(Deficit) of Auxiliary		\$286,891	(\$41,089)	\$44,677	\$85,766	-208.73%

Thru: 6/30/2024

<i>Object</i>	<i>Object Name</i>	<i>FY24 YTD</i>	<i>FY24 Budget</i>	<i>FY25 Budget</i>	<i>\$ Change</i>	<i>% Change</i>
Fund 06 Restricted Purposes						
<i>Dept: 06-0000-000000 Department Name: General</i>						
State Governmental Sources						
4201022	00 SV35 MIA/ POW Dep	(\$9,577)	\$0	\$0	\$0	#Num!
Sum of State Governmental Sources		(\$9,577)	\$0	\$0	\$0	#Num!
Federal Governmental Sources						
4301000	70 FMTA Military Tuition Assist.	(\$2,961)	\$0	\$0	\$0	#Num!
Sum of Federal Governmental Sources		(\$2,961)	\$0	\$0	\$0	#Num!
Net Total for General		(\$12,538)	\$0	\$0	\$0	#Num!
<i>Dept: 06-0000-302030 Department Name: Federal Programs</i>						
Federal Governmental Sources						
4301000	45 Pell	\$4,452,025	\$4,100,000	\$4,400,000	\$300,000	7.32%
4301000	50 Pell Administrative	\$18,480	\$10,000	\$0	(\$10,000)	-100.00%
4301000	53 Fed Financial Aid Fees Revenue	\$2,429	\$0	\$5,000	\$5,000	#Div/0!
4301000	55 SEOG	\$100,000	\$110,000	\$143,854	\$33,854	30.78%
Sum of Federal Governmental Sources		\$4,572,935	\$4,220,000	\$4,548,854	\$328,854	7.79%
Net Total for Federal Programs		\$4,572,935	\$4,220,000	\$4,548,854	\$328,854	7.79%
<i>Dept: 06-0000-302032 Department Name: Federal-Student Workers</i>						
Federal Governmental Sources						
4301000	35 WSF Revenue from DOE	\$80,104	\$105,613	\$124,623	\$19,010	18.00%
Sum of Federal Governmental Sources		\$80,104	\$105,613	\$124,623	\$19,010	18.00%
Net Total for Federal-Student Workers		\$80,104	\$105,613	\$124,623	\$19,010	18.00%
<i>Dept: 06-0000-900000 Department Name: General</i>						
Other Revenue						
4909000	01 Other Grant Revenue	\$0	\$3,982,266	\$5,000,000	\$1,017,734	25.56%
Sum of Other Revenue		\$0	\$3,982,266	\$5,000,000	\$1,017,734	25.56%
Scholarships, Student Activities, and Waivers						
5909000	01 Other Expenses	\$0	\$3,982,266	\$5,000,000	\$1,017,734	25.56%
Sum of Scholarships, Student Activities,		\$0	\$3,982,266	\$5,000,000	\$1,017,734	25.56%
Net Total for General		\$0	\$7,964,533	\$10,000,000	\$2,035,467	25.56%
<i>Dept: 06-0000-901016 Department Name: Federal Basic Adult Ed</i>						

Thru: 6/30/2024

<i>Object</i>	<i>Object Name</i>	<i>FY24 YTD</i>	<i>FY24 Budget</i>	<i>FY25 Budget</i>	<i>\$ Change</i>	<i>% Change</i>
Federal Governmental Sources						
4301000 15	Federal Basic Adult Education	\$272,026	\$272,026	\$269,545	(\$2,481)	-0.91%
	Sum of Federal Governmental Sources	\$272,026	\$272,026	\$269,545	(\$2,481)	-0.91%
	Net Total for Federal Basic Adult Ed	\$272,026	\$272,026	\$269,545	(\$2,481)	-0.91%

Dept: 06-0000-901018 **Department Name: English Literacy / Civics**

State Governmental Sources						
4201000 10	English Literacy/Civics	\$19,000	\$19,000	\$19,000	\$0	0.00%
	Sum of State Governmental Sources	\$19,000	\$19,000	\$19,000	\$0	0.00%
	Net Total for English Literacy / Civics	\$19,000	\$19,000	\$19,000	\$0	0.00%

Dept: 06-0000-901020 **Department Name: GI Bill Student Grants**

Federal Governmental Sources						
4309000 25	Gi Bill Student Grants	\$118,639	\$0	\$0	\$0	#Num!
	Sum of Federal Governmental Sources	\$118,639	\$0	\$0	\$0	#Num!
	Net Total for GI Bill Student Grants	\$118,639	\$0	\$0	\$0	#Num!

Dept: 06-0000-901022 **Department Name: SBDC Federal 1**

Federal Governmental Sources						
4301000 05	Sbdc Grant Revenue Federal	\$87,125	\$94,638	\$130,000	\$35,362	37.37%
	Sum of Federal Governmental Sources	\$87,125	\$94,638	\$130,000	\$35,362	37.37%
	Net Total for SBDC Federal 1	\$87,125	\$94,638	\$130,000	\$35,362	37.37%

Dept: 06-0000-901026 **Department Name: Perkins IV PostSecond Basic**

Federal Governmental Sources						
4301000 10	Perkins Iv Postsecondary Basic	\$337,549	\$337,549	\$0	(\$337,549)	-100.00%
	Sum of Federal Governmental Sources	\$337,549	\$337,549	\$0	(\$337,549)	-100.00%
	Net Total for Perkins IV PostSecond B	\$337,549	\$337,549	\$0	(\$337,549)	-100.00%

Dept: 06-0000-902010 **Department Name: IL CoopWork Study**

State Governmental Sources						
4209000 30	Ill Cooperative Work Study Rev	\$50,000	\$50,000	\$50,000	\$0	0.00%
	Sum of State Governmental Sources	\$50,000	\$50,000	\$50,000	\$0	0.00%
	Net Total for IL CoopWork Study	\$50,000	\$50,000	\$50,000	\$0	0.00%

Dept: 06-0000-902011 **Department Name: IL Coop Work Study**

Thru: 6/30/2024

<i>Object</i>	<i>Object Name</i>	<i>FY24 YTD</i>	<i>FY24 Budget</i>	<i>FY25 Budget</i>	<i>\$ Change</i>	<i>% Change</i>
State Governmental Sources						
4209000 30	Ill Cooperative Work Study Rev	\$2,568	\$2,568	\$0	(\$2,568)	-100.00%
Sum of State Governmental Sources		\$2,568	\$2,568	\$0	(\$2,568)	-100.00%
Net Total for IL Coop Work Study		\$2,568	\$2,568	\$0	(\$2,568)	-100.00%

Dept: 06-0000-902014 **Department Name: State Basic Adult Ed**

State Governmental Sources						
4201019 00	Adult Education - State Basic	\$306,419	\$306,419	\$293,944	(\$12,475)	-4.07%
Sum of State Governmental Sources		\$306,419	\$306,419	\$293,944	(\$12,475)	-4.07%
Net Total for State Basic Adult Ed		\$306,419	\$306,419	\$293,944	(\$12,475)	-4.07%

Dept: 06-0000-902016 **Department Name: Community Literacy Program**

State Governmental Sources						
4209000 40	Community Literacy	\$85,000	\$85,000	\$109,663	\$24,663	29.02%
Sum of State Governmental Sources		\$85,000	\$85,000	\$109,663	\$24,663	29.02%
Net Total for Community Literacy Prog		\$85,000	\$85,000	\$109,663	\$24,663	29.02%

Dept: 06-0000-902024 **Department Name: MAP Grant Award**

State Governmental Sources						
4209000 65	Map Grant	\$473,570	\$0	\$125,000	\$125,000	#Div/0!
Sum of State Governmental Sources		\$473,570	\$0	\$125,000	\$125,000	#Div/0!
Net Total for MAP Grant Award		\$473,570	\$0	\$125,000	\$125,000	#Div/0!

Dept: 06-0000-902027 **Department Name: ECACE-Early Childhood Access**

State Governmental Sources						
4207001 00	ECACE-Early Childhood Access	\$805,971	\$32,162	\$0	(\$32,162)	-100.00%
Sum of State Governmental Sources		\$805,971	\$32,162	\$0	(\$32,162)	-100.00%
Net Total for ECACE-Early Childhood		\$805,971	\$32,162	\$0	(\$32,162)	-100.00%

Dept: 06-0000-902030 **Department Name: ISBDC Program Revenue**

Federal Governmental Sources						
4309000 05	Sbdc Program Revenue	\$188	\$1,500	\$6,000	\$4,500	300.00%
Sum of Federal Governmental Sources		\$188	\$1,500	\$6,000	\$4,500	300.00%
Net Total for ISBDC Program Revenue		\$188	\$1,500	\$6,000	\$4,500	300.00%

Dept: 06-0000-902033 **Department Name: IGEN - Renewable Energy**

Thru: 6/30/2024

<i>Object</i>	<i>Object Name</i>	<i>FY24 YTD</i>	<i>FY24 Budget</i>	<i>FY25 Budget</i>	<i>\$ Change</i>	<i>% Change</i>
State Governmental Sources						
4209000 27	IL Green Economy Network	\$36,153	\$24,450	\$0	(\$24,450)	-100.00%
Sum of State Governmental Sources		\$36,153	\$24,450	\$0	(\$24,450)	-100.00%
Net Total for IGEN - Renewable Energ		\$36,153	\$24,450	\$0	(\$24,450)	-100.00%

Dept: 06-0000-902034 **Department Name: Illinois Green Economy**

State Governmental Sources						
4209000 27	IL Green Economy Network	\$15,000	\$15,000	\$10,000	(\$5,000)	-33.33%
Sum of State Governmental Sources		\$15,000	\$15,000	\$10,000	(\$5,000)	-33.33%
Net Total for Illinois Green Economy		\$15,000	\$15,000	\$10,000	(\$5,000)	-33.33%

Dept: 06-0000-902040 **Department Name: State Performance**

State Governmental Sources						
4201021 00	Adult Education - Performance	\$86,805	\$86,805	\$102,811	\$16,006	18.44%
Sum of State Governmental Sources		\$86,805	\$86,805	\$102,811	\$16,006	18.44%
Net Total for State Performance		\$86,805	\$86,805	\$102,811	\$16,006	18.44%

Dept: 06-0000-903018 **Department Name: Marchi Endowment**

Nongovernmental Gifts						
4809000 15	Marchi Endowment Revenue	\$5,423	\$0	\$0	\$0	#Num!
Sum of Nongovernmental Gifts		\$5,423	\$0	\$0	\$0	#Num!
Net Total for Marchi Endowment		\$5,423	\$0	\$0	\$0	#Num!

Dept: 06-0000-904060 **Department Name: IRS Vol Income Tax Asst Grant**

Federal Governmental Sources						
4309000 60	IRS Dept of Treasury Revenue	\$54,654	\$0	\$0	\$0	#Num!
Sum of Federal Governmental Sources		\$54,654	\$0	\$0	\$0	#Num!
Net Total for IRS Vol Income Tax Asst		\$54,654	\$0	\$0	\$0	#Num!

Dept: 06-0000-904075 **Department Name: Redefining HS/College Transiti**

State Governmental Sources						
4209000 00	Revenue State Sources - Other	\$0	\$1,213	\$1,213	\$0	0.00%
Sum of State Governmental Sources		\$0	\$1,213	\$1,213	\$0	0.00%
Net Total for Redefining HS/College Tr		\$0	\$1,213	\$1,213	\$0	0.00%

Dept: 06-0000-904110 **Department Name: Upward Bound Grant**

Thru: 6/30/2024

<i>Object</i>	<i>Object Name</i>	<i>FY24 YTD</i>	<i>FY24 Budget</i>	<i>FY25 Budget</i>	<i>\$ Change</i>	<i>% Change</i>
Federal Governmental Sources						
4301001	00 US Dept of Ed Direct Revenue	\$0	\$0	\$0	\$0	#Num!
	Sum of Federal Governmental Sources	\$0	\$0	\$0	\$0	#Num!
	Net Total for Upward Bound Grant	\$0	\$0	\$0	\$0	#Num!

Dept: 06-0000-904120 **Department Name: Nuts Bolts Thingamajigs Grant**

Nongovernmental Gifts						
4809000	00 Non Governmental Gift Other	\$4,297	\$5,000	\$4,000	(\$1,000)	-20.00%
	Sum of Nongovernmental Gifts	\$4,297	\$5,000	\$4,000	(\$1,000)	-20.00%
	Net Total for Nuts Bolts Thingamajigs	\$4,297	\$5,000	\$4,000	(\$1,000)	-20.00%

Dept: 06-0000-904126 **Department Name: NSF STEM Scholarship Grant**

Federal Governmental Sources						
4309002	01 National Science Foundation RV	\$46,393	\$165,000	\$9,900	(\$155,100)	-94.00%
	Sum of Federal Governmental Sources	\$46,393	\$165,000	\$9,900	(\$155,100)	-94.00%
	Net Total for NSF STEM Scholarship	\$46,393	\$165,000	\$9,900	(\$155,100)	-94.00%

Dept: 06-0000-904127 **Department Name: Skyepack Textbook Liberation**

Nongovernmental Gifts						
4809000	00 Non Governmental Gift Other	\$0	\$0	\$0	\$0	#Num!
	Sum of Nongovernmental Gifts	\$0	\$0	\$0	\$0	#Num!
	Net Total for Skyepack Textbook Liber	\$0	\$0	\$0	\$0	#Num!

Dept: 06-0000-904130 **Department Name: Sage Legacy Grant**

Nongovernmental Gifts						
4809000	00 Non Governmental Gift Other	\$522	\$0	\$0	\$0	#Num!
	Sum of Nongovernmental Gifts	\$522	\$0	\$0	\$0	#Num!
	Net Total for Sage Legacy Grant	\$522	\$0	\$0	\$0	#Num!

Dept: 06-0000-904134 **Department Name: Childcare Access-CCAMPIS Grant**

Federal Governmental Sources						
4301001	00 US Dept of Ed Direct Revenue	\$14,927	\$0	\$0	\$0	#Num!
	Sum of Federal Governmental Sources	\$14,927	\$0	\$0	\$0	#Num!
	Net Total for Childcare Access-CCAM	\$14,927	\$0	\$0	\$0	#Num!

Dept: 06-0000-904136 **Department Name: IMA Education Foundation Grant**

Thru: 6/30/2024

<i>Object</i>	<i>Object Name</i>	<i>FY24 YTD</i>	<i>FY24 Budget</i>	<i>FY25 Budget</i>	<i>\$ Change</i>	<i>% Change</i>
Federal Governmental Sources						
4302002	10 DOL Pass Through Revenue	\$0	\$0	\$0	\$0	#Num!
	Sum of Federal Governmental Sources	\$0	\$0	\$0	\$0	#Num!
	Net Total for IMA Education Foundati	\$0	\$0	\$0	\$0	#Num!

Dept: 06-0000-904140 **Department Name: CCT-Food Land Opportunity**

Nongovernmental Gifts						
4809000	00 Non Governmental Gift Other	\$205,462	\$200,000	\$119,433	(\$80,567)	-40.28%
	Sum of Nongovernmental Gifts	\$205,462	\$200,000	\$119,433	(\$80,567)	-40.28%
	Net Total for CCT-Food Land Opportu	\$205,462	\$200,000	\$119,433	(\$80,567)	-40.28%

Dept: 06-0000-904141 **Department Name: Innovative Bridge & Transition**

State Governmental Sources						
4201009	00 ICCB Special Initiative Grants	\$140,292	\$140,292	\$78,963	(\$61,329)	-43.72%
	Sum of State Governmental Sources	\$140,292	\$140,292	\$78,963	(\$61,329)	-43.72%
Salaries						
5103002	15 PT Stipends Fall Sprg Sum	\$0	\$0	\$0	\$0	#Num!
	Sum of Salaries	\$0	\$0	\$0	\$0	#Num!
Fringe Benefits						
5209000	60 Surs Federal Grant Obligation	\$0	\$0	\$0	\$0	#Num!
	Sum of Fringe Benefits	\$0	\$0	\$0	\$0	#Num!
	Net Total for Innovative Bridge & Tran	\$140,292	\$140,292	\$78,963	(\$61,329)	-43.72%

Dept: 06-0000-904147 **Department Name: Pathways to Persistence & Grad**

Federal Governmental Sources						
4301001	00 US Dept of Ed Direct Revenue	\$519,345	\$500,826	\$566,255	\$65,429	13.06%
	Sum of Federal Governmental Sources	\$519,345	\$500,826	\$566,255	\$65,429	13.06%
	Net Total for Pathways to Persistence	\$519,345	\$500,826	\$566,255	\$65,429	13.06%

Dept: 06-0000-904152 **Department Name: SIP Emergency Relief Fund**

Federal Governmental Sources						
4301001	00 US Dept of Ed Direct Revenue	\$0	\$0	\$0	\$0	#Num!
	Sum of Federal Governmental Sources	\$0	\$0	\$0	\$0	#Num!
	Net Total for SIP Emergency Relief Fu	\$0	\$0	\$0	\$0	#Num!

Thru: 6/30/2024

Object	Object Name	FY24 YTD	FY24 Budget	FY25 Budget	\$ Change	% Change
--------	-------------	----------	-------------	-------------	-----------	----------

Dept: 06-0000-904155 Department Name: IL SBDC Cares Act Funds

State Governmental Sources

4209000	70 Sbdc Grant Revenue State	\$0	\$0	\$0	\$0	#Num!
Sum of State Governmental Sources		\$0	\$0	\$0	\$0	#Num!
Net Total for IL SBDC Cares Act Fund		\$0	\$0	\$0	\$0	#Num!

Dept: 06-0000-904161 Department Name: CRRSA-HEERF III Institutional

Federal Governmental Sources

4309001	50 Other Fed Grant-Direct	\$0	\$0	\$0	\$0	#Num!
Sum of Federal Governmental Sources		\$0	\$0	\$0	\$0	#Num!
Net Total for CRRSA-HEERF III Insti		\$0	\$0	\$0	\$0	#Num!

Dept: 06-0000-904164 Department Name: ETSB Starcom21 McHenry Cty

Local Governmental Sources

4109000	00 Other Local Govt Sources	\$4,542	\$0	\$0	\$0	#Num!
Sum of Local Governmental Sources		\$4,542	\$0	\$0	\$0	#Num!
Net Total for ETSB Starcom21 McHen		\$4,542	\$0	\$0	\$0	#Num!

Dept: 06-0000-904169 Department Name: Specialty Crop Grant Grant

Federal Governmental Sources

4309002	00 Other Fed Grant Pass-Through	\$5,545	\$8,000	\$0	(\$8,000)	-100.00%
Sum of Federal Governmental Sources		\$5,545	\$8,000	\$0	(\$8,000)	-100.00%
Net Total for Specialty Crop Grant Gra		\$5,545	\$8,000	\$0	(\$8,000)	-100.00%

Dept: 06-0000-904170 Department Name: Advance McHenry Cty-CATI Equip

Federal Governmental Sources

4309002	00 Other Fed Grant Pass-Through	\$928,686	\$1,693,100	\$0	(\$1,693,100)	-100.00%
Sum of Federal Governmental Sources		\$928,686	\$1,693,100	\$0	(\$1,693,100)	-100.00%
Net Total for Advance McHenry Cty-C		\$928,686	\$1,693,100	\$0	(\$1,693,100)	-100.00%

Dept: 06-0000-904171 Department Name: AdvanceMcHenryCty-Man Pathways

Federal Governmental Sources

4309002	00 Other Fed Grant Pass-Through	\$81,356	\$292,750	\$100,000	(\$192,750)	-65.84%
Sum of Federal Governmental Sources		\$81,356	\$292,750	\$100,000	(\$192,750)	-65.84%
Net Total for AdvanceMcHenryCty-Ma		\$81,356	\$292,750	\$100,000	(\$192,750)	-65.84%

Thru: 6/30/2024

Object	Object Name	FY24 YTD	FY24 Budget	FY25 Budget	\$ Change	% Change
--------	-------------	----------	-------------	-------------	-----------	----------

Dept: 06-0000-904172 Department Name: Job Training/Econ Dev-JTED

Federal Governmental Sources

4309002	00 Other Fed Grant Pass-Through	\$6,996	\$0	\$0	\$0	#Num!
Sum of Federal Governmental Sources		\$6,996	\$0	\$0	\$0	#Num!
Net Total for Job Training/Econ Dev-J		\$6,996	\$0	\$0	\$0	#Num!

Dept: 06-0000-904174 Department Name: ECACE-Early Childhood Access

Federal Governmental Sources

4303002	00 Dept of Health&Human Pass Thru	\$387,741	\$400,198	\$69,727	(\$330,471)	-82.58%
Sum of Federal Governmental Sources		\$387,741	\$400,198	\$69,727	(\$330,471)	-82.58%
Net Total for ECACE-Early Childhood		\$387,741	\$400,198	\$69,727	(\$330,471)	-82.58%

Dept: 06-0000-904175 Department Name: IMEC/AdvMcHCty/Workplace Skill

Federal Governmental Sources

4309002	00 Other Fed Grant Pass-Through	\$114,227	\$0	\$0	\$0	#Num!
Sum of Federal Governmental Sources		\$114,227	\$0	\$0	\$0	#Num!
Net Total for IMEC/AdvMcHCty/Work		\$114,227	\$0	\$0	\$0	#Num!

Dept: 06-0000-904176 Department Name: College Bridge Grant

Federal Governmental Sources

4309002	00 Other Fed Grant Pass-Through	\$23,932	\$25,694	\$0	(\$25,694)	-100.00%
Sum of Federal Governmental Sources		\$23,932	\$25,694	\$0	(\$25,694)	-100.00%
Net Total for College Bridge Grant		\$23,932	\$25,694	\$0	(\$25,694)	-100.00%

Dept: 06-0000-904177 Department Name: Dual Credit Program Expansion

Federal Governmental Sources

4301001	00 US Dept of Ed Direct Revenue	\$340,235	\$0	\$0	\$0	#Num!
Sum of Federal Governmental Sources		\$340,235	\$0	\$0	\$0	#Num!
Net Total for Dual Credit Program Exp		\$340,235	\$0	\$0	\$0	#Num!

Dept: 06-0000-904178 Department Name: Upward Bound Harvard CUSD 50

Federal Governmental Sources

4301001	00 US Dept of Ed Direct Revenue	\$321,807	\$297,023	\$308,904	\$11,881	4.00%
Sum of Federal Governmental Sources		\$321,807	\$297,023	\$308,904	\$11,881	4.00%

Nongovernmental Gifts

Thru: 6/30/2024

<i>Object</i>	<i>Object Name</i>	<i>FY24 YTD</i>	<i>FY24 Budget</i>	<i>FY25 Budget</i>	<i>\$ Change</i>	<i>% Change</i>
4809000 00	Non Governmental Gift Other	\$0	\$0	\$0	\$0	#Num!
Sum of Nongovernmental Gifts		\$0	\$0	\$0	\$0	#Num!
Net Total for Upward Bound Harvard		\$321,807	\$297,023	\$308,904	\$11,881	4.00%

Dept: 06-0000-904179 **Department Name: PATH-Pipeline Adv Hlthcare**

State Governmental Sources

4209000 00	Revenue State Sources - Other	\$605,145	\$605,145	\$77,811	(\$527,334)	-87.14%
Sum of State Governmental Sources		\$605,145	\$605,145	\$77,811	(\$527,334)	-87.14%
Net Total for PATH-Pipeline Adv Hlth		\$605,145	\$605,145	\$77,811	(\$527,334)	-87.14%

Dept: 06-0000-904181 **Department Name: Mental Health Early Action**

State Governmental Sources

4201099 00	Other ICCB Grants	\$127,486	\$148,046	\$94,365	(\$53,681)	-36.26%
Sum of State Governmental Sources		\$127,486	\$148,046	\$94,365	(\$53,681)	-36.26%
Net Total for Mental Health Early Acti		\$127,486	\$148,046	\$94,365	(\$53,681)	-36.26%

Dept: 06-0000-904183 **Department Name: Lieb Director Endowed**

Nongovernmental Gifts

4809000 00	Non Governmental Gift Other	\$83,077	\$100,000	\$100,000	\$0	0.00%
Sum of Nongovernmental Gifts		\$83,077	\$100,000	\$100,000	\$0	0.00%
Net Total for Lieb Director Endowed		\$83,077	\$100,000	\$100,000	\$0	0.00%

Dept: 06-0000-904184 **Department Name: CATI Director Endowed**

Nongovernmental Gifts

4809000 00	Non Governmental Gift Other			\$100,000		
Sum of Nongovernmental Gifts				\$100,000		
Net Total for CATI Director Endowed				\$100,000		

Dept: 06-0000-904185 **Department Name: CAL Director Endowed**

Nongovernmental Gifts

4809000 00	Non Governmental Gift Other			\$100,000		
Sum of Nongovernmental Gifts				\$100,000		
Net Total for CAL Director Endowed				\$100,000		

Dept: 06-0000-904186 **Department Name: Midwest Schools**

Nongovernmental Gifts

Thru: 6/30/2024

<i>Object</i>	<i>Object Name</i>	<i>FY24 YTD</i>	<i>FY24 Budget</i>	<i>FY25 Budget</i>	<i>\$ Change</i>	<i>% Change</i>
4809000	00 Non Governmental Gift Other	\$0	\$29,300	\$29,300	\$0	0.00%
	Sum of Nongovernmental Gifts	\$0	\$29,300	\$29,300	\$0	0.00%
	Net Total for Midwest Schools	\$0	\$29,300	\$29,300	\$0	0.00%

Dept: 06-1010-904183 **Department Name: Lieb Director Endowed**

Salaries

5101001	00 FT Administrative Staff	\$83,077	\$100,000	\$100,000	\$0	0.00%
	Sum of Salaries	\$83,077	\$100,000	\$100,000	\$0	0.00%

Fringe Benefits

5201001	00 Employer GTL Medical Vision	\$0	\$0	\$0	\$0	#Num!
5209000	55 SURS College Insurance ER Cont	\$0	\$0	\$0	\$0	#Num!
5209000	60 Surs Federal Grant Obligation	\$0	\$0	\$0	\$0	#Num!

	Sum of Fringe Benefits	\$0	\$0	\$0	\$0	#Num!
--	------------------------	-----	-----	-----	-----	-------

Net Total for Lieb Director Endowed \$83,077 \$100,000 \$100,000 \$0 0.00%

Dept: 06-1030-904170 **Department Name: Advance McHenry Cty-CATI Equip**

Outsourced & Contractual Services

5309000	20 Other Contractual Services	\$8,604	\$0	\$0	\$0	#Num!
	Sum of Outsourced & Contractual Servi	\$8,604	\$0	\$0	\$0	#Num!

Maintenance, Memberships, and Printing & Postage Supplies

5401002	00 Instructional Supplies	\$129,330	\$1,693,100	\$0	(\$1,693,100)	-100.00%
	Sum of Maintenance, Memberships, and	\$129,330	\$1,693,100	\$0	(\$1,693,100)	-100.00%

Capital Outlay

5806000	00 Equipment - Instructional	\$790,752	\$0	\$0	\$0	#Num!
	Sum of Capital Outlay	\$790,752	\$0	\$0	\$0	#Num!

Net Total for Advance McHenry Cty-C \$928,686 \$1,693,100 \$0 (\$1,693,100) -100.00%

Dept: 06-1030-904174 **Department Name: ECACE-Early Childhood Access**

Salaries

5102001	00 FT Prof/Tech Staff	\$44,352	\$44,352	\$47,694	\$3,342	7.54%
5103001	10 FT Stipends Fall Spring Summer	\$4,000	\$4,000	\$0	(\$4,000)	-100.00%
5103002	15 PT Stipends Fall Sprg Sum	\$0	\$0	\$21,424	\$21,424	#Div/0!
5106002	00 PT Clerical Staff	\$0	\$0	\$0	\$0	#Num!
	Sum of Salaries	\$48,352	\$48,352	\$69,118	\$20,766	42.95%

Fringe Benefits

5201001	00 Employer GTL Medical Vision	\$161	\$161	\$90	(\$71)	-44.04%
---------	--------------------------------	-------	-------	------	--------	---------

Tuesday, September 10, 2024

Page 135 of 190

Thru: 6/30/2024

<i>Object</i>	<i>Object Name</i>	<i>FY24 YTD</i>	<i>FY24 Budget</i>	<i>FY25 Budget</i>	<i>\$ Change</i>	<i>% Change</i>
5209000	55 SURS College Insurance ER Cont	\$337	\$337	\$519	\$182	54.03%
5209000	60 Surs Federal Grant Obligation	\$6,307	\$6,307	\$0	(\$6,307)	-100.00%
Sum of Fringe Benefits		\$6,805	\$6,805	\$609	(\$6,196)	-91.05%

Outsourced & Contractual Services

5302000	00	Consultants	\$5,000	\$5,000	\$0	(\$5,000)	-100.00%
5309000	20	Other Contractual Services	\$5	\$5	\$0	(\$5)	-100.00%
Sum of Outsourced & Contractual Servi			\$5,005	\$5,005	\$0	(\$5,005)	-100.00%

Maintenance, Memberships, and Printing & Postage Supplies

5401001	00	Office Supplies	\$3,318	\$3,175	\$0	(\$3,175)	-100.00%
5401002	00	Instructional Supplies	\$1,010	\$0	\$0	\$0	#Num!
5401009	05	Supplies MCC Store	\$101,884	\$107,509	\$0	(\$107,509)	-100.00%
5402000	00	Printing	\$0	\$200	\$0	(\$200)	-100.00%
5406000	00	Publications & Dues	\$0	\$0	\$0	\$0	#Num!
5409000	00	Other Materials & Supplies	\$141	\$18,464	\$0	(\$18,464)	-100.00%
Sum of Maintenance, Memberships, and			\$106,353	\$129,349	\$0	(\$129,349)	-100.00%

Travel, Meeting, Professional Development, and Recruitment

5502000	10	Out of District Travel	\$5,100	\$3,660	\$0	(\$3,660)	-100.00%
5509000	15	Other Conf & Mtg Exp	\$0	\$1,440	\$0	(\$1,440)	-100.00%
Sum of Travel, Meeting, Professional D			\$5,100	\$5,100	\$0	(\$5,100)	-100.00%

Capital Outlay

5809000	60	Building Improvements	\$60,847	\$56,800	\$0	(\$56,800)	-100.00%
Sum of Capital Outlay			\$60,847	\$56,800	\$0	(\$56,800)	-100.00%

Scholarships, Student Activities, and Waivers

5902000	10	Scholarships	\$107,381	\$100,889	\$0	(\$100,889)	-100.00%
5902000	58	Student Assist-Tuition	\$47,900	\$47,900	\$0	(\$47,900)	-100.00%
5909002	00	Indirect Costs Allocation	\$0	\$0	\$0	\$0	#Num!
Sum of Scholarships, Student Activities,			\$155,280	\$148,788	\$0	(\$148,788)	-100.00%

<i>Net Total for ECACE-Early Childhood</i>	\$387,741	\$400,198	\$69,727	(\$330,471)	-82.58%
---	------------------	------------------	-----------------	--------------------	----------------

Dept: 06-1030-904184 **Department Name:** CATI Director Endowed

Salaries

5101001	00 FT Administrative Staff	\$100,000
Sum of Salaries		\$100,000
Net Total for CATI Director Endowed		\$100,000

Dept: 06-1040-904179 **Department Name:** PATH-Pipeline Adv Hlthcare

Thru: 6/30/2024

<i>Object</i>	<i>Object Name</i>	<i>FY24 YTD</i>	<i>FY24 Budget</i>	<i>FY25 Budget</i>	<i>\$ Change</i>	<i>% Change</i>
Salaries						
5101001	00 FT Administrative Staff	\$0	\$0	\$0	\$0	#Num!
5102001	00 FT Prof/Tech Staff	\$28,336	\$28,336	\$49,275	\$20,939	73.90%
5103001	10 FT Stipends Fall Spring Summer	\$17,053	\$21,600	\$0	(\$21,600)	-100.00%
5103002	15 PT Stipends Fall Sprg Sum	\$29,890	\$31,489	\$0	(\$31,489)	-100.00%
5103004	10 FT Instr Staff - Overload	\$4,700	\$4,700	\$0	(\$4,700)	-100.00%
5103004	20 Non-Instructional Overload	\$5,875	\$5,875	\$0	(\$5,875)	-100.00%
Sum of Salaries		\$85,854	\$92,000	\$49,275	(\$42,725)	-46.44%
Fringe Benefits						
5201001	00 Employer GTL Medical Vision	\$10,698	\$11,257	\$28,166	\$16,909	150.21%
5209000	55 SURS College Insurance ER Cont	\$430	\$453	\$370	(\$83)	-18.32%
5209000	60 Surs Federal Grant Obligation	\$7,086	\$7,705	\$0	(\$7,705)	-100.00%
Sum of Fringe Benefits		\$18,214	\$19,415	\$28,536	\$9,121	46.98%
Outsourced & Contractual Services						
5309000	20 Other Contractual Services	\$25,074	\$25,500	\$0	(\$25,500)	-100.00%
Sum of Outsourced & Contractual Servi		\$25,074	\$25,500	\$0	(\$25,500)	-100.00%
Maintenance, Memberships, and Printing & Postage Supplies						
5401001	00 Office Supplies	\$0	\$0	\$0	\$0	#Num!
5401002	00 Instructional Supplies	\$16,631	\$15,692	\$0	(\$15,692)	-100.00%
5401002	35 Supplies - General	\$387	\$1,024	\$0	(\$1,024)	-100.00%
5401009	00 IT Technology Supplies	\$5,790	\$5,790	\$0	(\$5,790)	-100.00%
5401009	05 Supplies MCC Store	\$84,896	\$85,054	\$0	(\$85,054)	-100.00%
5402000	00 Printing	\$0	\$0	\$0	\$0	#Num!
Sum of Maintenance, Memberships, and		\$107,704	\$107,560	\$0	(\$107,560)	-100.00%
Capital Outlay						
5806000	00 Equipment - Instructional	\$50,000	\$50,000	\$0	(\$50,000)	-100.00%
Sum of Capital Outlay		\$50,000	\$50,000	\$0	(\$50,000)	-100.00%
Scholarships, Student Activities, and Waivers						
5902000	53 Student Assist-Childcare	\$3,676	\$0	\$0	\$0	#Num!
5902000	54 Student Assist-Housing	\$20,761	\$0	\$0	\$0	#Num!
5902000	56 Student Assist-Transportation	\$20,347	\$0	\$0	\$0	#Num!
5909000	10 Tuition Refunds	\$264,160	\$310,670	\$0	(\$310,670)	-100.00%
5909000	15 Participation Stipend	\$9,354	\$0	\$0	\$0	#Num!
5909002	00 Indirect Costs Allocation	\$0	\$0	\$0	\$0	#Num!
Sum of Scholarships, Student Activities,		\$318,298	\$310,670	\$0	(\$310,670)	-100.00%
Net Total for PATH-Pipeline Adv Hlth		\$605,145	\$605,145	\$77,811	(\$527,334)	-87.14%

Thru: 6/30/2024

<i>Object</i>	<i>Object Name</i>	<i>FY24 YTD</i>	<i>FY24 Budget</i>	<i>FY25 Budget</i>	<i>\$ Change</i>	<i>% Change</i>
Dept: 06-1060-901016 Department Name: Federal Basic Adult Ed						
Salaries						
5103002	05 PT Instructional Other	\$216,240	\$216,240	\$206,000	(\$10,240)	-4.74%
Sum of Salaries		\$216,240	\$216,240	\$206,000	(\$10,240)	-4.74%
Fringe Benefits						
5209000	55 SURS College Insurance ER Cont	\$0	\$0	\$1,545	\$1,545	#Div/0!
5209000	60 Surs Federal Grant Obligation	\$27,086	\$27,086	\$0	(\$27,086)	-100.00%
Sum of Fringe Benefits		\$27,086	\$27,086	\$1,545	(\$25,541)	-94.30%
Outsourced & Contractual Services						
5309000	20 Other Contractual Services	\$9,600	\$9,600	\$40,000	\$30,400	316.67%
Sum of Outsourced & Contractual Servi		\$9,600	\$9,600	\$40,000	\$30,400	316.67%
Maintenance, Memberships, and Printing & Postage Supplies						
5401002	00 Instructional Supplies	\$2,587	\$11,352	\$1,000	(\$10,352)	-91.19%
5401002	05 Testing Materials	\$8,765	\$0	\$15,000	\$15,000	#Div/0!
Sum of Maintenance, Memberships, and		\$11,352	\$11,352	\$16,000	\$4,648	40.94%
Travel, Meeting, Professional Development, and Recruitment						
5502000	05 In District Travel	\$187	\$0	\$0	\$0	#Num!
5502000	10 Out of District Travel	\$7,561	\$7,748	\$6,000	(\$1,748)	-22.56%
Sum of Travel, Meeting, Professional D		\$7,748	\$7,748	\$6,000	(\$1,748)	-22.56%
Net Total for Federal Basic Adult Ed		\$272,026	\$272,026	\$269,545	(\$2,481)	-0.91%
Dept: 06-1060-901018 Department Name: English Literacy / Civics						
Salaries						
5103002	05 PT Instructional Other	\$17,056	\$17,056	\$18,867	\$1,811	10.62%
Sum of Salaries		\$17,056	\$17,056	\$18,867	\$1,811	10.62%
Fringe Benefits						
5209000	55 SURS College Insurance ER Cont	\$0	\$0	\$133	\$133	#Div/0!
5209000	60 Surs Federal Grant Obligation	\$1,944	\$1,944	\$0	(\$1,944)	-100.00%
Sum of Fringe Benefits		\$1,944	\$1,944	\$133	(\$1,811)	-93.16%
Outsourced & Contractual Services						
5309000	20 Other Contractual Services	\$0	\$0	\$0	\$0	#Num!
Sum of Outsourced & Contractual Servi		\$0	\$0	\$0	\$0	#Num!
Net Total for English Literacy / Civics		\$19,000	\$19,000	\$19,000	\$0	0.00%

Thru: 6/30/2024

Object	Object Name	FY24 YTD	FY24 Budget	FY25 Budget	\$ Change	% Change
--------	-------------	----------	-------------	-------------	-----------	----------

Dept: 06-1060-902014 Department Name: State Basic Adult Ed

Salaries

5102001	00 FT Prof/Tech Staff	\$2,454	\$0	\$22,000	\$22,000	#Div/0!
5103002	05 PT Instructional Other	\$262,603	\$262,603	\$250,267	(\$12,336)	-4.70%
Sum of Salaries		\$265,057	\$262,603	\$272,267	\$9,664	3.68%

Fringe Benefits

5201001	00 Employer GTL Medical Vision	\$5	\$0	\$12,500	\$12,500	#Div/0!
5209000	55 SURS College Insurance ER Cont	\$18	\$0	\$1,877	\$1,877	#Div/0!
5209000	60 Surs Federal Grant Obligation	\$28,426	\$28,216	\$0	(\$28,216)	-100.00%
Sum of Fringe Benefits		\$28,450	\$28,216	\$14,377	(\$13,839)	-49.05%

Outsourced & Contractual Services

5309000	20 Other Contractual Services	\$9,600	\$9,600	\$0	(\$9,600)	-100.00%
Sum of Outsourced & Contractual Servi		\$9,600	\$9,600	\$0	(\$9,600)	-100.00%

Maintenance, Memberships, and Printing & Postage Supplies

5401009	00 IT Technology Supplies	\$0	\$0	\$0	\$0	#Num!
Sum of Maintenance, Memberships, and		\$0	\$0	\$0	\$0	#Num!

Travel, Meeting, Professional Development, and Recruitment

5502000	05 In District Travel	\$59	\$0	\$300	\$300	#Div/0!
5502000	10 Out of District Travel	\$2,954	\$6,000	\$6,000	\$0	0.00%
5509000	15 Other Conf & Mtg Exp	\$300	\$0	\$1,000	\$1,000	#Div/0!
Sum of Travel, Meeting, Professional D		\$3,312	\$6,000	\$7,300	\$1,300	21.67%

Net Total for State Basic Adult Ed		\$306,419	\$306,419	\$293,944	(\$12,475)	-4.07%
---	--	-----------	-----------	-----------	------------	--------

Dept: 06-1060-902016 Department Name: Community Literacy Program

Salaries

5102001	00 FT Prof/Tech Staff	\$47,591	\$48,802	\$39,682	(\$9,120)	-18.69%
5102002	00 PT Prof/Technical Staff	\$1,156	\$0	\$0	\$0	#Num!
5106001	00 FT Clerical Staff	\$0	\$0	\$0	\$0	#Num!
Sum of Salaries		\$48,747	\$48,802	\$39,682	(\$9,120)	-18.69%

Fringe Benefits

5201001	00 Employer GTL Medical Vision	\$10,258	\$11,190	\$7,788	(\$3,402)	-30.40%
5209000	55 SURS College Insurance ER Cont	\$366	\$287	\$596	\$309	107.67%
5209000	60 Surs Federal Grant Obligation	\$5,948	\$4,789	\$0	(\$4,789)	-100.00%
Sum of Fringe Benefits		\$16,572	\$16,266	\$8,384	(\$7,882)	-48.46%

Outsourced & Contractual Services

Thru: 6/30/2024

<i>Object</i>	<i>Object Name</i>	<i>FY24 YTD</i>	<i>FY24 Budget</i>	<i>FY25 Budget</i>	<i>\$ Change</i>	<i>% Change</i>
5309000	20 Other Contractual Services	\$9,280	\$5,760	\$0	(\$5,760)	-100.00%
Sum of Outsourced & Contractual Servi		\$9,280	\$5,760	\$0	(\$5,760)	-100.00%
Maintenance, Memberships, and Printing & Postage Supplies						
5401001	00 Office Supplies	\$0	\$500	\$0	(\$500)	-100.00%
5401002	00 Instructional Supplies	\$6,332	\$6,142	\$59,037	\$52,895	861.20%
5401009	00 IT Technology Supplies	\$0	\$0	\$0	\$0	#Num!
5404002	00 Computer Software	\$0	\$3,500	\$0	(\$3,500)	-100.00%
5406000	00 Publications & Dues	\$275	\$300	\$500	\$200	66.67%
5409000	00 Other Materials & Supplies	\$964	\$960	\$0	(\$960)	-100.00%
Sum of Maintenance, Memberships, and		\$7,571	\$11,402	\$59,537	\$48,135	422.16%
Travel, Meeting, Professional Development, and Recruitment						
5502000	05 In District Travel	\$160	\$250	\$300	\$50	20.00%
5502000	10 Out of District Travel	\$1,722	\$1,870	\$1,000	(\$870)	-46.52%
5509000	15 Other Conf & Mtg Exp	\$300	\$0	\$500	\$500	#Div/0!
Sum of Travel, Meeting, Professional D		\$2,183	\$2,120	\$1,800	(\$320)	-15.09%
Scholarships, Student Activities, and Waivers						
5909002	00 Indirect Costs Allocation	\$648	\$650	\$260	(\$390)	-60.00%
Sum of Scholarships, Student Activities,		\$648	\$650	\$260	(\$390)	-60.00%
Net Total for Community Literacy Prog		\$85,000	\$85,000	\$109,663	\$24,663	29.02%
Dept: 06-1060-902040 Department Name: State Performance						
Salaries						
5102001	00 FT Prof/Tech Staff	\$51,090	\$56,385	\$46,297	(\$10,088)	-17.89%
5106002	00 PT Clerical Staff	\$17,226	\$12,671	\$47,272	\$34,601	273.07%
Sum of Salaries		\$68,316	\$69,056	\$93,569	\$24,513	35.50%
Fringe Benefits						
5201001	00 Employer GTL Medical Vision	\$10,549	\$7,829	\$8,362	\$533	6.81%
5209000	55 SURS College Insurance ER Cont	\$382	\$588	\$880	\$292	49.66%
5209000	60 Surs Federal Grant Obligation	\$7,558	\$9,332	\$0	(\$9,332)	-100.00%
Sum of Fringe Benefits		\$18,489	\$17,749	\$9,242	(\$8,507)	-47.93%
Maintenance, Memberships, and Printing & Postage Supplies						
5401002	00 Instructional Supplies	\$0	\$0	\$0	\$0	#Num!
Sum of Maintenance, Memberships, and		\$0	\$0	\$0	\$0	#Num!
Scholarships, Student Activities, and Waivers						
5902000	10 Scholarships	\$0	\$0	\$0	\$0	#Num!
Sum of Scholarships, Student Activities,		\$0	\$0	\$0	\$0	#Num!

Thru: 6/30/2024

<i>Object</i>	<i>Object Name</i>	<i>FY24 YTD</i>	<i>FY24 Budget</i>	<i>FY25 Budget</i>	<i>\$ Change</i>	<i>% Change</i>
Net Total for State Performance		\$86,805	\$86,805	\$102,811	\$16,006	18.44%

Dept: 06-2080-904140 Department Name: CCT-Food Land Opportunity

Salaries

5101001	00 FT Administrative Staff	\$141,057	\$143,200	\$56,500	(\$86,700)	-60.54%
Sum of Salaries		\$141,057	\$143,200	\$56,500	(\$86,700)	-60.54%

Fringe Benefits

5201001	00 Employer GTL Medical Vision	\$32,910	\$34,146	\$49,889	\$15,743	46.10%
5209000	55 SURS College Insurance ER Cont	\$1,099	\$716	\$1,544	\$828	115.64%
5209000	60 Surs Federal Grant Obligation	\$16,475	\$0	\$0	\$0	#Num!
Sum of Fringe Benefits		\$50,484	\$34,862	\$51,433	\$16,571	47.53%

Outsourced & Contractual Services

5309000	20 Other Contractual Services	\$0	\$3,000	\$4,000	\$1,000	33.33%
Sum of Outsourced & Contractual Servi		\$0	\$3,000	\$4,000	\$1,000	33.33%

Travel, Meeting, Professional Development, and Recruitment

5502000	10 Out of District Travel	\$2,469	\$0	\$0	\$0	#Num!
5509000	15 Other Conf & Mtg Exp	\$1,240	\$18,938	\$0	(\$18,938)	-100.00%
Sum of Travel, Meeting, Professional D		\$3,709	\$18,938	\$0	(\$18,938)	-100.00%

Scholarships, Student Activities, and Waivers

5902000	55 Student Assist-Food Insecurity	\$800	\$0	\$2,000	\$2,000	#Div/0!
5909002	00 Indirect Costs Allocation	\$9,412	\$0	\$5,500	\$5,500	#Div/0!
Sum of Scholarships, Student Activities,		\$10,212	\$0	\$7,500	\$7,500	#Div/0!

Net Total for CCT-Food Land Opportu \$205,462 \$200,000 \$119,433 (\$80,567) -40.28%

Dept: 06-2080-904141 Department Name: Innovative Bridge & Transition

Salaries

5102001	00 FT Prof/Tech Staff	\$69,518	\$63,829	\$72,542	\$8,713	13.65%
5103002	05 PT Instructional Other	\$150	\$150	\$0	(\$150)	-100.00%
5103002	15 PT Stipends Fall Sprg Sum	\$42,782	\$49,282	\$0	(\$49,282)	-100.00%
Sum of Salaries		\$112,450	\$113,261	\$72,542	(\$40,719)	-35.95%

Fringe Benefits

5201001	00 Employer GTL Medical Vision	\$10,186	\$7,838	\$4,270	(\$3,568)	-45.52%
5209000	55 SURS College Insurance ER Cont	\$538	\$814	\$751	(\$63)	-7.71%
5209000	60 Surs Federal Grant Obligation	\$11,913	\$13,173	\$0	(\$13,173)	-100.00%
Sum of Fringe Benefits		\$22,637	\$21,825	\$5,021	(\$16,804)	-76.99%

Scholarships, Student Activities, and Waivers

Tuesday, September 10, 2024

Page 141 of 190

Thru: 6/30/2024

<i>Object</i>	<i>Object Name</i>	<i>FY24 YTD</i>	<i>FY24 Budget</i>	<i>FY25 Budget</i>	<i>\$ Change</i>	<i>% Change</i>
5909002	00 Indirect Costs Allocation	\$5,206	\$5,206	\$1,400	(\$3,806)	-73.11%
	Sum of Scholarships, Student Activities,	\$5,206	\$5,206	\$1,400	(\$3,806)	-73.11%
Net Total for Innovative Bridge & Tran		\$140,292	\$140,292	\$78,963	(\$61,329)	-43.72%

Dept: 06-2080-904156 **Department Name: Perkins CTE Improvement Grant**

Maintenance, Memberships, and Printing & Postage Supplies

5401002	00 Instructional Supplies	\$0	\$0	\$0	\$0	#Num!
	Sum of Maintenance, Memberships, and	\$0	\$0	\$0	\$0	#Num!
Net Total for Perkins CTE Improveme		\$0	\$0	\$0	\$0	#Num!

Dept: 06-2080-904177 **Department Name: Dual Credit Program Expansion**

Salaries

5102001	00 FT Prof/Tech Staff	\$11,538	\$0	\$0	\$0	#Num!
	Sum of Salaries	\$11,538	\$0	\$0	\$0	#Num!

Fringe Benefits

5201001	00 Employer GTL Medical Vision	\$4,789	\$0	\$0	\$0	#Num!
5209000	55 SURS College Insurance ER Cont	\$87	\$0	\$0	\$0	#Num!
5209000	60 Surs Federal Grant Obligation	\$1,446	\$0	\$0	\$0	#Num!
	Sum of Fringe Benefits	\$6,321	\$0	\$0	\$0	#Num!

Outsourced & Contractual Services

5309000	20 Other Contractual Services	\$38,457	\$0	\$0	\$0	#Num!
	Sum of Outsourced & Contractual Servi	\$38,457	\$0	\$0	\$0	#Num!

Maintenance, Memberships, and Printing & Postage Supplies

5401002	00 Instructional Supplies	\$41,905	\$0	\$0	\$0	#Num!
5404002	00 Computer Software	\$53,167	\$0	\$0	\$0	#Num!
	Sum of Maintenance, Memberships, and	\$95,072	\$0	\$0	\$0	#Num!

Travel, Meeting, Professional Development, and Recruitment

5502000	10 Out of District Travel	\$4,017	\$0	\$0	\$0	#Num!
5509000	15 Other Conf & Mtg Exp	\$5,431	\$0	\$0	\$0	#Num!
	Sum of Travel, Meeting, Professional D	\$9,448	\$0	\$0	\$0	#Num!

Scholarships, Student Activities, and Waivers

5902000	10 Scholarships	\$88,350	\$0	\$0	\$0	#Num!
5904000	22 Participation Stipend	\$91,048	\$0	\$0	\$0	#Num!
	Sum of Scholarships, Student Activities,	\$179,398	\$0	\$0	\$0	#Num!
Net Total for Dual Credit Program Exp		\$340,235	\$0	\$0	\$0	#Num!

Thru: 6/30/2024

Object	Object Name	FY24 YTD	FY24 Budget	FY25 Budget	\$ Change	% Change
--------	-------------	----------	-------------	-------------	-----------	----------

Dept: 06-2090-904176 **Department Name: College Bridge Grant**

Outsourced & Contractual Services

5302000	00 Consultants	\$0	\$2,238	\$0	(\$2,238)	-100.00%
5309000	20 Other Contractual Services	\$5,350	\$0	\$0	\$0	#Num!
Sum of Outsourced & Contractual Servi		\$5,350	\$2,238	\$0	(\$2,238)	-100.00%

Maintenance, Memberships, and Printing & Postage Supplies

5401001	00 Office Supplies	\$0	\$0	\$0	\$0	#Num!
5401009	05 Supplies MCC Store	\$0	\$2,000	\$0	(\$2,000)	-100.00%
Sum of Maintenance, Memberships, and		\$0	\$2,000	\$0	(\$2,000)	-100.00%

Travel, Meeting, Professional Development, and Recruitment

5501000	05 Meeting Expense In-District	\$945	\$0	\$0	\$0	#Num!
5502000	10 Out of District Travel	\$13,643	\$12,774	\$0	(\$12,774)	-100.00%
5509000	15 Other Conf & Mtg Exp	\$325	\$0	\$0	\$0	#Num!
Sum of Travel, Meeting, Professional D		\$14,913	\$12,774	\$0	(\$12,774)	-100.00%

Scholarships, Student Activities, and Waivers

5909000	15 Participation Stipend	\$3,669	\$8,682	\$0	(\$8,682)	-100.00%
Sum of Scholarships, Student Activities,		\$3,669	\$8,682	\$0	(\$8,682)	-100.00%

Net Total for College Bridge Grant		\$23,932	\$25,694	\$0	(\$25,694)	-100.00%
---	--	----------	----------	-----	------------	----------

Dept: 06-3010-901020 **Department Name: GI Bill Student Grants**

Scholarships, Student Activities, and Waivers

5909000	10 Tuition Refunds	\$118,639	\$0	\$0	\$0	#Num!
Sum of Scholarships, Student Activities,		\$118,639	\$0	\$0	\$0	#Num!

Net Total for GI Bill Student Grants		\$118,639	\$0	\$0	\$0	#Num!
---	--	-----------	-----	-----	-----	-------

Dept: 06-3020-901022 **Department Name: SBDC Federal I**

Salaries

5101001	00 FT Administrative Staff	\$66,745	\$68,825	\$70,889	\$2,064	3.00%
5106002	00 PT Clerical Staff	\$13,415	\$0	\$0	\$0	#Num!
Sum of Salaries		\$80,160	\$68,825	\$70,889	\$2,064	3.00%

Fringe Benefits

5201001	00 Employer GTL Medical Vision	\$1,853	\$25,469	\$24,735	(\$734)	-2.88%
5209000	55 SURS College Insurance ER Cont	\$289	\$344	\$532	\$188	54.65%
5209000	60 Surs Federal Grant Obligation	\$4,823	\$0	\$0	\$0	#Num!
Sum of Fringe Benefits		\$6,965	\$25,813	\$25,267	(\$546)	-2.12%

Thru: 6/30/2024

<i>Object</i>	<i>Object Name</i>	<i>FY24 YTD</i>	<i>FY24 Budget</i>	<i>FY25 Budget</i>	<i>\$ Change</i>	<i>% Change</i>
Outsourced & Contractual Services						
5302000	00 Consultants			\$15,249		
5309000	20 Other Contractual Services			\$16,960		
Sum of Outsourced & Contractual Servi				\$32,209		
Travel, Meeting, Professional Development, and Recruitment						
5509000	15 Other Conf & Mtg Exp			\$1,635		
Sum of Travel, Meeting, Professional D				\$1,635		
Net Total for SBDC Federal 1		\$87,125	\$94,638	\$130,000	\$35,362	37.37%

Dept: 06-3020-904075 **Department Name: Redefining HS/College Transiti**

Outsourced & Contractual Services						
5303000	20 Other Contractual Services	\$0	\$1,213	\$1,213	\$0	0.00%
Sum of Outsourced & Contractual Servi		\$0	\$1,213	\$1,213	\$0	0.00%
Net Total for Redefining HS/College Tr		\$0	\$1,213	\$1,213	\$0	0.00%

Dept: 06-3020-904110 **Department Name: Upward Bound Grant**

Salaries						
5103001	10 FT Stipends Fall Spring Summer	\$0	\$0	\$0	\$0	#Num!
5103002	15 PT Stipends Fall Sprg Sum	\$0	\$0	\$0	\$0	#Num!
Sum of Salaries		\$0	\$0	\$0	\$0	#Num!
Fringe Benefits						
5201001	00 Employer GTL Medical Vision	\$0	\$0	\$0	\$0	#Num!
5209000	55 SURS College Insurance ER Cont	\$0	\$0	\$0	\$0	#Num!
Sum of Fringe Benefits		\$0	\$0	\$0	\$0	#Num!
Travel, Meeting, Professional Development, and Recruitment						
5502000	10 Out of District Travel	\$0	\$0	\$0	\$0	#Num!
Sum of Travel, Meeting, Professional D		\$0	\$0	\$0	\$0	#Num!
Net Total for Upward Bound Grant		\$0	\$0	\$0	\$0	#Num!

Dept: 06-3020-904178 **Department Name: Upward Bound Harvard CUSD 50**

Salaries						
5101001	00 FT Administrative Staff	\$70,984	\$70,984	\$73,114	\$2,130	3.00%
5102001	00 FT Prof/Tech Staff	\$46,589	\$46,589	\$47,987	\$1,398	3.00%
5103001	10 FT Stipends Fall Spring Summer	\$450	\$0	\$0	\$0	#Num!
5103002	15 PT Stipends Fall Sprg Sum	\$30,432	\$50,182	\$38,114	(\$12,068)	-24.05%
5106002	00 PT Clerical Staff	\$28,817	\$20,408	\$21,028	\$620	3.04%

Thru: 6/30/2024

<i>Object</i>	<i>Object Name</i>	<i>FY24 YTD</i>	<i>FY24 Budget</i>	<i>FY25 Budget</i>	<i>\$ Change</i>	<i>% Change</i>
Sum of Salaries		\$177,273	\$188,163	\$180,243	(\$7,920)	-4.21%
Fringe Benefits						
5201001	00 Employer GTL Medical Vision	\$34,387	\$25,756	\$35,746	\$9,990	38.79%
5209000	55 SURS College Insurance ER Cont	\$918	\$941	\$1,454	\$513	54.52%
5209000	60 Surs Federal Grant Obligation	\$18,613	\$0	\$0	\$0	#Num!
Sum of Fringe Benefits		\$53,918	\$26,697	\$37,200	\$10,503	39.34%
Outsourced & Contractual Services						
5302000	00 Consultants	\$5,000	\$5,000	\$5,000	\$0	0.00%
Sum of Outsourced & Contractual Servi		\$5,000	\$5,000	\$5,000	\$0	0.00%
Maintenance, Memberships, and Printing & Postage Supplies						
5401001	00 Office Supplies	\$455	\$850	\$1,050	\$200	23.53%
5401002	00 Instructional Supplies	\$2,351	\$4,610	\$2,475	(\$2,135)	-46.31%
5402000	00 Printing	\$151	\$518	\$466	(\$52)	-10.04%
5406000	00 Publications & Dues	\$260	\$3,200	\$119	(\$3,081)	-96.28%
5409000	00 Other Materials & Supplies	\$3,632	\$925	\$1,890	\$965	104.32%
Sum of Maintenance, Memberships, and		\$6,850	\$10,103	\$6,000	(\$4,103)	-40.61%
Travel, Meeting, Professional Development, and Recruitment						
5501000	05 Meeting Expense In-District	\$6,232	\$6,000	\$6,000	\$0	0.00%
5502000	05 In District Travel	\$1,564	\$2,500	\$8,785	\$6,285	251.40%
5502000	10 Out of District Travel	\$42,006	\$13,285	\$15,024	\$1,739	13.09%
5509000	15 Other Conf & Mtg Exp	\$4,305	\$4,024	\$4,024	\$0	0.00%
Sum of Travel, Meeting, Professional D		\$54,107	\$25,809	\$33,833	\$8,024	31.09%
Utilities						
5705000	00 Telephone	\$0	\$1,083	\$1,083	\$0	0.00%
Sum of Utilities		\$0	\$1,083	\$1,083	\$0	0.00%
Scholarships, Student Activities, and Waivers						
5909000	00 Other Expenditures	\$8,713	\$1,500	\$2,500	\$1,000	66.67%
5909000	10 Tuition Refunds	\$3,065	\$3,552	\$3,500	(\$52)	-1.46%
5909000	15 Participation Stipend	\$12,882	\$18,000	\$18,000	\$0	0.00%
5909002	00 Indirect Costs Allocation	\$0	\$17,116	\$21,545	\$4,429	25.88%
Sum of Scholarships, Student Activities,		\$24,660	\$40,168	\$45,545	\$5,377	13.39%
Net Total for Upward Bound Harvard		\$321,807	\$297,023	\$308,904	\$11,881	4.00%

Dept: 06-3030-904181 Department Name: Mental Health Early Action

Salaries

5102001	00 FT Prof/Tech Staff	\$44,712	\$45,000	\$77,250	\$32,250	71.67%
---------	-----------------------	----------	----------	----------	----------	--------

Thru: 6/30/2024

<i>Object</i>	<i>Object Name</i>	<i>FY24 YTD</i>	<i>FY24 Budget</i>	<i>FY25 Budget</i>	<i>\$ Change</i>	<i>% Change</i>
Sum of Salaries		\$44,712	\$45,000	\$77,250	\$32,250	71.67%
Fringe Benefits						
5201001	00 Employer GTL Medical Vision	\$0	\$0	\$15,957	\$15,957	#Div/0!
5209000	55 SURS College Insurance ER Cont	\$0	\$0	\$1,158	\$1,158	#Div/0!
5209000	60 Surs Federal Grant Obligation	\$0	\$0	\$0	\$0	#Num!
Sum of Fringe Benefits		\$0	\$0	\$17,115	\$17,115	#Div/0!
Outsourced & Contractual Services						
5309000	20 Other Contractual Services	\$77,576	\$100,000	\$0	(\$100,000)	-100.00%
Sum of Outsourced & Contractual Servi		\$77,576	\$100,000	\$0	(\$100,000)	-100.00%
Maintenance, Memberships, and Printing & Postage Supplies						
5401001	00 Office Supplies	\$3,319	\$2,772	\$0	(\$2,772)	-100.00%
5401002	35 Supplies - General	\$178	\$0	\$0	\$0	#Num!
5402000	00 Printing	\$879	\$0	\$0	\$0	#Num!
5406000	00 Publications & Dues	\$274	\$274	\$0	(\$274)	-100.00%
5408000	05 Food Purchases	\$549	\$0	\$0	\$0	#Num!
Sum of Maintenance, Memberships, and		\$5,199	\$3,046	\$0	(\$3,046)	-100.00%
Net Total for Mental Health Early Acti		\$127,486	\$148,046	\$94,365	(\$53,681)	-36.26%

Dept: 06-3040-302030 **Department Name: Federal Programs**

Scholarships, Student Activities, and Waivers

5909000	22 Pell Grant	\$4,452,025	\$4,100,000	\$4,400,000	\$300,000	7.32%
5909000	28 SEOG	\$100,000	\$110,000	\$143,854	\$33,854	30.78%
5909000	52 Pell Admin Expense	\$18,480	\$10,000	\$0	(\$10,000)	-100.00%
5909000	53 Fed Financial Aid Admin Exp	\$2,429	\$0	\$5,000	\$5,000	#Div/0!
Sum of Scholarships, Student Activities,		\$4,572,935	\$4,220,000	\$4,548,854	\$328,854	7.79%
Net Total for Federal Programs		\$4,572,935	\$4,220,000	\$4,548,854	\$328,854	7.79%

Dept: 06-3040-901026 **Department Name: Perkins IV PostSecond Basic**

Salaries

5101001	00 FT Administrative Staff	\$0	\$0	\$0	\$0	#Num!
Sum of Salaries		\$0	\$0	\$0	\$0	#Num!

Fringe Benefits

5201001	00 Employer GTL Medical Vision	\$0	\$0	\$0	\$0	#Num!
5209000	55 SURS College Insurance ER Cont	\$0	\$0	\$0	\$0	#Num!
5209000	60 Surs Federal Grant Obligation	\$0	\$0	\$0	\$0	#Num!
Sum of Fringe Benefits		\$0	\$0	\$0	\$0	#Num!

Thru: 6/30/2024

<i>Object</i>	<i>Object Name</i>	<i>FY24 YTD</i>	<i>FY24 Budget</i>	<i>FY25 Budget</i>	<i>\$ Change</i>	<i>% Change</i>
Outsourced & Contractual Services						
5302000	00 Consultants	\$12,000	\$12,500	\$0	(\$12,500)	-100.00%
5309000	20 Other Contractual Services	\$63,647	\$63,000	\$0	(\$63,000)	-100.00%
Sum of Outsourced & Contractual Servi		\$75,647	\$75,500	\$0	(\$75,500)	-100.00%
Maintenance, Memberships, and Printing & Postage Supplies						
5401001	00 Office Supplies	\$1,430	\$0	\$0	\$0	#Num!
5401002	00 Instructional Supplies	\$9,939	\$17,500	\$0	(\$17,500)	-100.00%
5401002	35 Supplies - General	\$6,029	\$0	\$0	\$0	#Num!
5404002	00 Computer Software	\$22,600	\$22,600	\$0	(\$22,600)	-100.00%
5409000	00 Other Materials & Supplies	\$0	\$0	\$0	\$0	#Num!
Sum of Maintenance, Memberships, and		\$39,999	\$40,100	\$0	(\$40,100)	-100.00%
Travel, Meeting, Professional Development, and Recruitment						
5502000	05 In District Travel	\$931	\$0	\$0	\$0	#Num!
5502000	10 Out of District Travel	\$8,491	\$9,600	\$0	(\$9,600)	-100.00%
Sum of Travel, Meeting, Professional D		\$9,422	\$9,600	\$0	(\$9,600)	-100.00%
Capital Outlay						
5806000	00 Equipment - Instructional	\$212,482	\$212,349	\$0	(\$212,349)	-100.00%
Sum of Capital Outlay		\$212,482	\$212,349	\$0	(\$212,349)	-100.00%
Net Total for Perkins IV PostSecond B		\$337,549	\$337,549	\$0	(\$337,549)	-100.00%
Dept: 06-3080-904126 Department Name: NSF STEM Scholarship Grant						
Salaries						
5103001	00 FT Teaching Faculty	\$0	\$24,000	\$0	(\$24,000)	-100.00%
5103001	10 FT Stipends Fall Spring Summer	\$2,000	\$11,100	\$0	(\$11,100)	-100.00%
5103004	20 Non-Instructional Overload	\$14,100	\$9,900	\$9,900	\$0	0.00%
Sum of Salaries		\$16,100	\$45,000	\$9,900	(\$35,100)	-78.00%
Fringe Benefits						
5201001	00 Employer GTL Medical Vision	\$2,438	\$10,000	\$0	(\$10,000)	-100.00%
5209000	55 SURS College Insurance ER Cont	\$121	\$5,000	\$0	(\$5,000)	-100.00%
5209000	60 Surs Federal Grant Obligation	\$1,998	\$5,000	\$0	(\$5,000)	-100.00%
Sum of Fringe Benefits		\$4,557	\$20,000	\$0	(\$20,000)	-100.00%
Outsourced & Contractual Services						
5302000	00 Consultants	\$2,000	\$0	\$0	\$0	#Num!
Sum of Outsourced & Contractual Servi		\$2,000	\$0	\$0	\$0	#Num!
Scholarships, Student Activities, and Waivers						
5902000	50 Participant Costs-Scholarships	\$23,526	\$100,000	\$0	(\$100,000)	-100.00%

Thru: 6/30/2024

<i>Object</i>	<i>Object Name</i>	<i>FY24 YTD</i>	<i>FY24 Budget</i>	<i>FY25 Budget</i>	<i>\$ Change</i>	<i>% Change</i>
5909002	00 Indirect Costs Allocation	\$210	\$0	\$0	\$0	#Num!
	Sum of Scholarships, Student Activities,	\$23,736	\$100,000	\$0	(\$100,000)	-100.00%
	Net Total for NSF STEM Scholarship	\$46,393	\$165,000	\$9,900	(\$155,100)	-94.00%

Dept: 06-3080-904147 **Department Name: Pathways to Persistence & Grad**

Salaries

5101001	00 FT Administrative Staff	\$0	\$84,086	\$86,608	\$2,522	3.00%
5102002	00 PT Prof/Technical Staff	\$27,260	\$41,993	\$44,990	\$2,997	7.14%
5103001	10 FT Stipends Fall Spring Summer	\$18,158	\$40,000	\$0	(\$40,000)	-100.00%
5103002	15 PT Stipends Fall Sprg Sum	\$10,200	\$0	\$0	\$0	#Num!
5103004	20 Non-Instructional Overload	\$7,050	\$0	\$0	\$0	#Num!
	Sum of Salaries	\$62,668	\$166,079	\$131,598	(\$34,481)	-20.76%

Fringe Benefits

5201001	00 Employer GTL Medical Vision	\$3,779	\$46,864	\$25,020	(\$21,844)	-46.61%
5209000	55 SURS College Insurance ER Cont	\$405	\$830	\$1,637	\$807	97.23%
5209000	60 Surs Federal Grant Obligation	\$6,400	\$0	\$0	\$0	#Num!
	Sum of Fringe Benefits	\$10,584	\$47,694	\$26,657	(\$21,037)	-44.11%

Outsourced & Contractual Services

5309000	20 Other Contractual Services	\$258,111	\$78,000	\$269,000	\$191,000	244.87%
	Sum of Outsourced & Contractual Servi	\$258,111	\$78,000	\$269,000	\$191,000	244.87%

Maintenance, Memberships, and Printing & Postage Supplies

5401001	00 Office Supplies	\$233	\$25,000	\$1,000	(\$24,000)	-96.00%
5401009	05 Supplies MCC Store	\$200	\$0	\$0	\$0	#Num!
5404002	00 Computer Software	\$42,725	\$0	\$115,000	\$115,000	#Div/0!
	Sum of Maintenance, Memberships, and	\$43,159	\$25,000	\$116,000	\$91,000	364.00%

Travel, Meeting, Professional Development, and Recruitment

5502000	05 In District Travel	\$360	\$0	\$0	\$0	#Num!
5502000	10 Out of District Travel	\$18,563	\$12,000	\$3,000	(\$9,000)	-75.00%
5509000	15 Other Conf & Mtg Exp	\$3,561	\$36,053	\$20,000	(\$16,053)	-44.53%
	Sum of Travel, Meeting, Professional D	\$22,484	\$48,053	\$23,000	(\$25,053)	-52.14%

Fixed Charges, Rental, Property Insurance, and Debt Retirement

5606002	05 Subscription Retirements	\$110,141	\$0	\$0	\$0	#Num!
5609002	05 Interest Expense-Subscriptions	\$12,199	\$0	\$0	\$0	#Num!
	Sum of Fixed Charges, Rental, Property	\$122,340	\$0	\$0	\$0	#Num!

Capital Outlay

5806000	00 Equipment - Instructional	\$0	\$86,000	\$0	(\$86,000)	-100.00%
---------	------------------------------	-----	----------	-----	------------	----------

Tuesday, September 10, 2024

Page 148 of 190

Thru: 6/30/2024

<i>Object</i>	<i>Object Name</i>	<i>FY24 YTD</i>	<i>FY24 Budget</i>	<i>FY25 Budget</i>	<i>\$ Change</i>	<i>% Change</i>
5809000 60	Building Improvements	\$0	\$50,000	\$0	(\$50,000)	-100.00%
	Sum of Capital Outlay	\$0	\$136,000	\$0	(\$136,000)	-100.00%
Net Total for Pathways to Persistence		\$519,345	\$500,826	\$566,255	\$65,429	13.06%

Dept: 06-3080-904152 Department Name: SIP Emergency Relief Fund

Outsourced & Contractual Services

5309000 20	Other Contractual Services	\$0	\$0	\$0	\$0	#Num!
5309000 40	Mental Health Contracted Serv	\$0	\$0	\$0	\$0	#Num!
	Sum of Outsourced & Contractual Servi	\$0	\$0	\$0	\$0	#Num!

Maintenance, Memberships, and Printing & Postage Supplies

5401002 00	Instructional Supplies	\$0	\$0	\$0	\$0	#Num!
	Sum of Maintenance, Memberships, and	\$0	\$0	\$0	\$0	#Num!

Capital Outlay

5806000 00	Equipment - Instructional	\$0	\$0	\$0	\$0	#Num!
	Sum of Capital Outlay	\$0	\$0	\$0	\$0	#Num!

Scholarships, Student Activities, and Waivers

5902000 56	Student Assist-Transportation	\$0	\$0	\$0	\$0	#Num!
	Sum of Scholarships, Student Activities,	\$0	\$0	\$0	\$0	#Num!

Net Total for SIP Emergency Relief Fu \$0 \$0 \$0 \$0 #Num!

Dept: 06-4010-904120 Department Name: Nuts Bolts Thingamajigs Grant

Salaries

5103001 10	FT Stipends Fall Spring Summer	\$1,000	\$0	\$0	\$0	#Num!
5103002 05	PT Instructional Other	\$870	\$0	\$0	\$0	#Num!
5103002 15	PT Stipends Fall Sprg Sum	\$0	\$4,990	\$3,961	(\$1,029)	-20.62%
	Sum of Salaries	\$1,870	\$4,990	\$3,961	(\$1,029)	-20.62%

Fringe Benefits

5201001 00	Employer GTL Medical Vision	\$64	\$0	\$0	\$0	#Num!
5209000 55	SURS College Insurance ER Cont	\$8	\$10	\$39	\$29	290.00%
5209000 60	Surs Federal Grant Obligation	\$120	\$0	\$0	\$0	#Num!
	Sum of Fringe Benefits	\$193	\$10	\$39	\$29	290.00%

Outsourced & Contractual Services

5309000 20	Other Contractual Services	\$900	\$0	\$0	\$0	#Num!
	Sum of Outsourced & Contractual Servi	\$900	\$0	\$0	\$0	#Num!

Maintenance, Memberships, and Printing & Postage Supplies

Thru: 6/30/2024

<i>Object</i>	<i>Object Name</i>	<i>FY24 YTD</i>	<i>FY24 Budget</i>	<i>FY25 Budget</i>	<i>\$ Change</i>	<i>% Change</i>
5401002 00	Instructional Supplies	\$1,335	\$0	\$0	\$0	#Num!
Sum of Maintenance, Memberships, and		\$1,335	\$0	\$0	\$0	#Num!
Net Total for Nuts Bolts Thingamajigs		\$4,297	\$5,000	\$4,000	(\$1,000)	-20.00%

Dept: 06-4010-904185 Department Name: CAL Director Endowed

Salaries

5101001 00	FT Administrative Staff			\$100,000		
Sum of Salaries				\$100,000		
Net Total for CAL Director Endowed				\$100,000		

Dept: 06-4020-902010 Department Name: IL CoopWork Study

Outsourced & Contractual Services

5309000 20	Other Contractual Services	\$50,000	\$50,000	\$50,000	\$0	0.00%
Sum of Outsourced & Contractual Servi		\$50,000	\$50,000	\$50,000	\$0	0.00%
Net Total for IL CoopWork Study		\$50,000	\$50,000	\$50,000	\$0	0.00%

Dept: 06-4020-902011 Department Name: IL Coop Work Study

Outsourced & Contractual Services

5309000 20	Other Contractual Services	\$2,568	\$2,568	\$0	(\$2,568)	-100.00%
Sum of Outsourced & Contractual Servi		\$2,568	\$2,568	\$0	(\$2,568)	-100.00%
Net Total for IL Coop Work Study		\$2,568	\$2,568	\$0	(\$2,568)	-100.00%

Dept: 06-4020-902030 Department Name: ISBDC Program Revenue

Outsourced & Contractual Services

5302000 00	Consultants	\$188	\$0	\$3,000	\$3,000	#Div/0!
5309000 20	Other Contractual Services	\$0	\$1,500	\$3,000	\$1,500	100.00%
Sum of Outsourced & Contractual Servi		\$188	\$1,500	\$6,000	\$4,500	300.00%
Net Total for ISBDC Program Revenue		\$188	\$1,500	\$6,000	\$4,500	300.00%

Dept: 06-4020-904130 Department Name: Sage Legacy Grant

Outsourced & Contractual Services

5309000 20	Other Contractual Services	\$522	\$0	\$0	\$0	#Num!
Sum of Outsourced & Contractual Servi		\$522	\$0	\$0	\$0	#Num!
Net Total for Sage Legacy Grant		\$522	\$0	\$0	\$0	#Num!

Dept: 06-4020-904169 Department Name: Specialty Crop Grant Grant

Thru: 6/30/2024

<i>Object</i>	<i>Object Name</i>	<i>FY24 YTD</i>	<i>FY24 Budget</i>	<i>FY25 Budget</i>	<i>\$ Change</i>	<i>% Change</i>
Salaries						
5103002	15 PT Stipends Fall Sprg Sum	\$1,513	\$0	\$0	\$0	#Num!
	Sum of Salaries	\$1,513	\$0	\$0	\$0	#Num!
Fringe Benefits						
5209000	60 Surs Federal Grant Obligation	\$190	\$0	\$0	\$0	#Num!
	Sum of Fringe Benefits	\$190	\$0	\$0	\$0	#Num!
Maintenance, Memberships, and Printing & Postage Supplies						
5401001	00 Office Supplies	\$1,115	\$0	\$0	\$0	#Num!
5409000	00 Other Materials & Supplies	\$2,317	\$8,000	\$0	(\$8,000)	-100.00%
	Sum of Maintenance, Memberships, and	\$3,432	\$8,000	\$0	(\$8,000)	-100.00%
Scholarships, Student Activities, and Waivers						
5909002	00 Indirect Costs Allocation	\$411	\$0	\$0	\$0	#Num!
	Sum of Scholarships, Student Activities,	\$411	\$0	\$0	\$0	#Num!
	Net Total for Specialty Crop Grant Gra	\$5,545	\$8,000	\$0	(\$8,000)	-100.00%
Dept: 06-4020-904171 Department Name: AdvanceMcHenryCty-Man Pathways						
Outsourced & Contractual Services						
5309000	20 Other Contractual Services	\$81,356	\$292,750	\$100,000	(\$192,750)	-65.84%
	Sum of Outsourced & Contractual Servi	\$81,356	\$292,750	\$100,000	(\$192,750)	-65.84%
	Net Total for AdvanceMcHenryCty-Ma	\$81,356	\$292,750	\$100,000	(\$192,750)	-65.84%
Dept: 06-4020-904172 Department Name: Job Training/Econ Dev-JTED						
Scholarships, Student Activities, and Waivers						
5909000	10 Tuition Refunds	\$6,996	\$0	\$0	\$0	#Num!
	Sum of Scholarships, Student Activities,	\$6,996	\$0	\$0	\$0	#Num!
	Net Total for Job Training/Econ Dev-J	\$6,996	\$0	\$0	\$0	#Num!
Dept: 06-4020-904175 Department Name: IMEC/AdvMcHCty/Workplace Skill						
Maintenance, Memberships, and Printing & Postage Supplies						
5401009	05 Supplies MCC Store	\$0	\$0	\$0	\$0	#Num!
	Sum of Maintenance, Memberships, and	\$0	\$0	\$0	\$0	#Num!
Scholarships, Student Activities, and Waivers						
5909000	10 Tuition Refunds	\$114,227	\$0	\$0	\$0	#Num!
	Sum of Scholarships, Student Activities,	\$114,227	\$0	\$0	\$0	#Num!

Thru: 6/30/2024

<i>Object</i>	<i>Object Name</i>	<i>FY24 YTD</i>	<i>FY24 Budget</i>	<i>FY25 Budget</i>	<i>\$ Change</i>	<i>% Change</i>
Net Total for IMEC/AdvMcHCty/Work		\$114,227	\$0	\$0	\$0	#Num!

Dept: 06-4020-904186 Department Name: Midwest Schools

Outsourced & Contractual Services

5302000	00 Consultants			\$8,000		
5309000	20 Other Contractual Services	\$0	\$19,000	\$14,100	(\$4,900)	-25.79%
Sum of Outsourced & Contractual Servi		\$0	\$19,000	\$22,100	\$3,100	16.32%

Maintenance, Memberships, and Printing & Postage Supplies

5401001	00 Office Supplies	\$0	\$550	\$0	(\$550)	-100.00%
5401002	00 Instructional Supplies			\$550		
5407000	00 Advertising	\$0	\$1,000	\$1,100	\$100	10.00%
5408000	05 Food Purchases	\$0	\$1,750	\$0	(\$1,750)	-100.00%
Sum of Maintenance, Memberships, and		\$0	\$3,300	\$1,650	(\$1,650)	-50.00%

Travel, Meeting, Professional Development, and Recruitment

5502000	05 In District Travel			\$500		
5502000	10 Out of District Travel	\$0	\$3,600	\$0	(\$3,600)	-100.00%
5509000	15 Other Conf & Mtg Exp			\$1,650		
Sum of Travel, Meeting, Professional D		\$0	\$3,600	\$2,150	(\$1,450)	-40.28%

Scholarships, Student Activities, and Waivers

5902000	10 Scholarships			\$3,400		
5902000	58 Student Assist-Tuition	\$0	\$3,400	\$0	(\$3,400)	-100.00%
Sum of Scholarships, Student Activities,		\$0	\$3,400	\$3,400	\$0	0.00%

Net Total for Midwest Schools \$0 \$29,300 \$29,300 \$0 0.00%

Dept: 06-4030-902033 Department Name: IGEN - Renewable Energy

Outsourced & Contractual Services

5309000	20 Other Contractual Services	\$11,808	\$0	\$0	\$0	#Num!
Sum of Outsourced & Contractual Servi		\$11,808	\$0	\$0	\$0	#Num!

Maintenance, Memberships, and Printing & Postage Supplies

5401002	35 Supplies - General	\$24,345	\$24,450	\$0	(\$24,450)	-100.00%
Sum of Maintenance, Memberships, and		\$24,345	\$24,450	\$0	(\$24,450)	-100.00%

Net Total for IGEN - Renewable Energ \$36,153 \$24,450 \$0 (\$24,450) -100.00%

Dept: 06-4040-904060 Department Name: IRS Vol Income Tax Asst Grant

Salaries

5102001	00 FT Prof/Tech Staff	\$366	\$0	\$0	\$0	#Num!
---------	-----------------------	-------	-----	-----	-----	-------

Thru: 6/30/2024

<i>Object</i>	<i>Object Name</i>	<i>FY24 YTD</i>	<i>FY24 Budget</i>	<i>FY25 Budget</i>	<i>\$ Change</i>	<i>% Change</i>
5103002	15 PT Stipends Fall Sprg Sum	\$3,318	\$0	\$0	\$0	#Num!
5103004	20 Non-Instructional Overload	\$3,525	\$0	\$0	\$0	#Num!
5106002	00 PT Clerical Staff	\$0	\$0	\$0	\$0	#Num!
Sum of Salaries		\$7,209	\$0	\$0	\$0	#Num!
Fringe Benefits						
5201001	00 Employer GTL Medical Vision	\$439	\$0	\$0	\$0	#Num!
5209000	55 SURS College Insurance ER Cont	\$29	\$0	\$0	\$0	#Num!
5209000	60 Surs Federal Grant Obligation	\$903	\$0	\$0	\$0	#Num!
Sum of Fringe Benefits		\$1,371	\$0	\$0	\$0	#Num!
Outsourced & Contractual Services						
5309000	20 Other Contractual Services	\$29,311	\$0	\$0	\$0	#Num!
Sum of Outsourced & Contractual Servi		\$29,311	\$0	\$0	\$0	#Num!
Maintenance, Memberships, and Printing & Postage Supplies						
5401001	00 Office Supplies	\$1,231	\$0	\$0	\$0	#Num!
5401002	35 Supplies - General	\$1,800	\$0	\$0	\$0	#Num!
5401009	00 IT Technology Supplies	\$8,025	\$0	\$0	\$0	#Num!
5407000	00 Advertising	\$846	\$0	\$0	\$0	#Num!
Sum of Maintenance, Memberships, and		\$11,902	\$0	\$0	\$0	#Num!
Scholarships, Student Activities, and Waivers						
5909002	00 Indirect Costs Allocation	\$4,862	\$0	\$0	\$0	#Num!
Sum of Scholarships, Student Activities,		\$4,862	\$0	\$0	\$0	#Num!
Net Total for IRS Vol Income Tax Asst		\$54,654	\$0	\$0	\$0	#Num!

Dept: 06-7090-902034 Department Name: Illinois Green Economy

Salaries						
5101001	00 FT Administrative Staff	\$10,000	\$10,000	\$0	(\$10,000)	-100.00%
Sum of Salaries		\$10,000	\$10,000	\$0	(\$10,000)	-100.00%
Outsourced & Contractual Services						
5304000	05 Contractual Services	\$0	\$5,000	\$10,000	\$5,000	100.00%
Sum of Outsourced & Contractual Servi		\$0	\$5,000	\$10,000	\$5,000	100.00%
Maintenance, Memberships, and Printing & Postage Supplies						
5401002	35 Supplies - General	\$2,000	\$0	\$0	\$0	#Num!
5407000	00 Advertising	\$3,000	\$0	\$0	\$0	#Num!
Sum of Maintenance, Memberships, and		\$5,000	\$0	\$0	\$0	#Num!
Net Total for Illinois Green Economy		\$15,000	\$15,000	\$10,000	(\$5,000)	-33.33%

Thru: 6/30/2024

Object	Object Name	FY24 YTD	FY24 Budget	FY25 Budget	\$ Change	% Change
--------	-------------	----------	-------------	-------------	-----------	----------

Dept: 06-8040-904164 Department Name: ETSB Starcom21 McHenry Cty

Outsourced & Contractual Services

5309000	20 Other Contractual Services	\$4,542	\$0	\$0	\$0	#Num!
Sum of Outsourced & Contractual Servi		\$4,542	\$0	\$0	\$0	#Num!
Net Total for ETSB Starcom21 McHen		\$4,542	\$0	\$0	\$0	#Num!

Dept: 06-8060-904159 Department Name: CRRSA-HEERF II Institutional

Outsourced & Contractual Services

5309000	20 Other Contractual Services	\$0	\$0	\$0	\$0	#Num!
Sum of Outsourced & Contractual Servi		\$0	\$0	\$0	\$0	#Num!

Capital Outlay

5809000	60 Building Improvements	\$0	\$0	\$0	\$0	#Num!
Sum of Capital Outlay		\$0	\$0	\$0	\$0	#Num!
Net Total for CRRSA-HEERF II Instit		\$0	\$0	\$0	\$0	#Num!

Dept: 06-8060-904161 Department Name: CRRSA-HEERF III Institutional

Outsourced & Contractual Services

5304000	10 Contract Maintenance Services	\$0	\$0	\$0	\$0	#Num!
5309000	20 Other Contractual Services	\$0	\$0	\$0	\$0	#Num!
Sum of Outsourced & Contractual Servi		\$0	\$0	\$0	\$0	#Num!

Maintenance, Memberships, and Printing & Postage Supplies

5401004	00 Maintenance Supplies	\$0	\$0	\$0	\$0	#Num!
5404002	00 Computer Software	\$0	\$0	\$0	\$0	#Num!
5404004	00 Repair Materials & Supplies	\$0	\$0	\$0	\$0	#Num!
5409000	00 Other Materials & Supplies	\$0	\$0	\$0	\$0	#Num!
Sum of Maintenance, Memberships, and		\$0	\$0	\$0	\$0	#Num!

Capital Outlay

5809000	05 Major Equipment	\$0	\$0	\$0	\$0	#Num!
5809000	60 Building Improvements	\$0	\$0	\$0	\$0	#Num!
Sum of Capital Outlay		\$0	\$0	\$0	\$0	#Num!
Net Total for CRRSA-HEERF III Insti		\$0	\$0	\$0	\$0	#Num!

Dept: 06-9010-901038 Department Name: HPOG

Travel, Meeting, Professional Development, and Recruitment

5502000	10 Out of District Travel	\$0	\$0	\$0	\$0	#Num!
---------	---------------------------	-----	-----	-----	-----	-------

Thru: 6/30/2024

<i>Object</i>	<i>Object Name</i>	<i>FY24 YTD</i>	<i>FY24 Budget</i>	<i>FY25 Budget</i>	<i>\$ Change</i>	<i>% Change</i>
	Sum of Travel, Meeting, Professional D	\$0	\$0	\$0	\$0	#Num!
	Net Total for HPOG	\$0	\$0	\$0	\$0	#Num!

Dept: 06-9010-902024 **Department Name: MAP Grant Award**

Scholarships, Student Activities, and Waivers

5909000	35 Illinois Map Grant Award	\$473,570	\$0	\$125,000	\$125,000	#Div/0!
	Sum of Scholarships, Student Activities,	\$473,570	\$0	\$125,000	\$125,000	#Div/0!
	Net Total for MAP Grant Award	\$473,570	\$0	\$125,000	\$125,000	#Div/0!

Dept: 06-9010-902027 **Department Name: ECACE-Early Childhood Access**

Scholarships, Student Activities, and Waivers

5902000	10 Scholarships	\$805,971	\$32,162	\$0	(\$32,162)	-100.00%
	Sum of Scholarships, Student Activities,	\$805,971	\$32,162	\$0	(\$32,162)	-100.00%
	Net Total for ECACE-Early Childhood	\$805,971	\$32,162	\$0	(\$32,162)	-100.00%

Dept: 06-9010-902060 **Department Name: Dpnds Police Fire Corr Off Grt**

Scholarships, Student Activities, and Waivers

5909000	37 Dpnds Police Fire Corr Off Grt	\$0	\$0	\$0	\$0	#Num!
	Sum of Scholarships, Student Activities,	\$0	\$0	\$0	\$0	#Num!
	Net Total for Dpnds Police Fire Corr O	\$0	\$0	\$0	\$0	#Num!

Dept: 06-9010-903018 **Department Name: Marchi Endowment**

Maintenance, Memberships, and Printing & Postage Supplies

5401002	35 Supplies - General	\$5,423	\$0	\$0	\$0	#Num!
	Sum of Maintenance, Memberships, and	\$5,423	\$0	\$0	\$0	#Num!
	Net Total for Marchi Endowment	\$5,423	\$0	\$0	\$0	#Num!

Dept: 06-9010-904134 **Department Name: Childcare Access-CCAMPIS Grant**

Salaries

5103001	00 FT Teaching Faculty	\$9,815	\$0	\$0	\$0	#Num!
5103004	20 Non-Instructional Overload	\$0	\$0	\$0	\$0	#Num!
	Sum of Salaries	\$9,815	\$0	\$0	\$0	#Num!

Fringe Benefits

5201001	00 Employer GTL Medical Vision	\$931	\$0	\$0	\$0	#Num!
5209000	55 SURS College Insurance ER Cont	\$83	\$0	\$0	\$0	#Num!
5209000	60 Surs Federal Grant Obligation	\$1,176	\$0	\$0	\$0	#Num!

Thru: 6/30/2024

<i>Object</i>	<i>Object Name</i>	<i>FY24 YTD</i>	<i>FY24 Budget</i>	<i>FY25 Budget</i>	<i>\$ Change</i>	<i>% Change</i>
<hr/>						
Sum of Fringe Benefits		\$2,190	\$0	\$0	\$0	#Num!
Scholarships, Student Activities, and Waivers						
5902000 60	Childcare Fee Subsidy	\$1,961	\$0	\$0	\$0	#Num!
5909002 00	Indirect Costs Allocation	\$960	\$0	\$0	\$0	#Num!
<hr/>						
Sum of Scholarships, Student Activities,		\$2,921	\$0	\$0	\$0	#Num!
<hr/>						
Net Total for Childcare Access-CCAM		\$14,927	\$0	\$0	\$0	#Num!
<hr/>						
Dept: 06-9030-302032 Department Name: Federal-Student Workers						
<hr/>						
Salaries						
5108000 05	Federal Student Employee	\$80,104	\$105,613	\$124,623	\$19,010	18.00%
<hr/>						
Sum of Salaries		\$80,104	\$105,613	\$124,623	\$19,010	18.00%
<hr/>						
Net Total for Federal-Student Workers		\$80,104	\$105,613	\$124,623	\$19,010	18.00%
<hr/>						
Net Surplus/(Deficit) of Restricted Purpos		(\$12,538)	\$0	\$0	\$0	N/A
<hr/>						

Thru: 6/30/2024

<i>Object</i>	<i>Object Name</i>	<i>FY24 YTD</i>	<i>FY24 Budget</i>	<i>FY25 Budget</i>	<i>\$ Change</i>	<i>% Change</i>
Fund 07 Working Cash						
<i>Dept: 07-0000-000000 Department Name: General</i>						
Investment Revenue						
4709000	06 Change in Fair Value of Invest	\$208,832	\$47,797	\$54,370	\$6,573	13.75%
4709000	07 Investment Transaction Fees	(\$3,270)	(\$2,837)	(\$2,732)	\$105	-3.70%
Sum of Investment Revenue		\$205,562	\$44,960	\$51,638	\$6,678	14.85%
Interfund Transfer Out						
7102001	00 Transfer-out	\$0	\$1,260,717	\$0	(\$1,260,717)	-100.00%
Sum of Interfund Transfer Out		\$0	\$1,260,717	\$0	(\$1,260,717)	-100.00%
Net Total for General		\$205,562	\$1,305,677	\$51,638	(\$1,254,039)	-96.05%
Net Surplus/(Deficit) of Working Cash		\$205,562	(\$1,215,757)	\$51,638	\$1,267,395	-104.25%

Thru: 6/30/2024

<i>Object</i>	<i>Object Name</i>	<i>FY24 YTD</i>	<i>FY24 Budget</i>	<i>FY25 Budget</i>	<i>\$ Change</i>	<i>% Change</i>
Fund 08 General Fixed Asset						
Dept: 08-1010-501016 Department Name: General Institutional Exp						
Capital Outlay						
5805000	01 Asset addition contra account	(\$962,405)	\$0	\$0	\$0	#Num!
Sum of Capital Outlay		(\$962,405)	\$0	\$0	\$0	#Num!
Net Total for General Institutional Exp		(\$962,405)	\$0	\$0	\$0	#Num!
Dept: 08-3010-501016 Department Name: General Institutional Exp						
Capital Outlay						
5805000	01 Asset addition contra account	(\$212,482)	\$0	\$0	\$0	#Num!
Sum of Capital Outlay		(\$212,482)	\$0	\$0	\$0	#Num!
Net Total for General Institutional Exp		(\$212,482)	\$0	\$0	\$0	#Num!
Dept: 08-4010-501016 Department Name: General Institutional Exp						
Capital Outlay						
5805000	01 Asset addition contra account	(\$6,629)	\$0	\$0	\$0	#Num!
Sum of Capital Outlay		(\$6,629)	\$0	\$0	\$0	#Num!
Net Total for General Institutional Exp		(\$6,629)	\$0	\$0	\$0	#Num!
Dept: 08-6010-501016 Department Name: General Institutional Exp						
Capital Outlay						
5805000	01 Asset addition contra account	(\$4,114,913)	\$0	\$0	\$0	#Num!
Sum of Capital Outlay		(\$4,114,913)	\$0	\$0	\$0	#Num!
Net Total for General Institutional Exp		(\$4,114,913)	\$0	\$0	\$0	#Num!
Dept: 08-7010-501016 Department Name: General Institutional Exp						
Capital Outlay						
5805000	01 Asset addition contra account	(\$237,270)	\$0	\$0	\$0	#Num!
Sum of Capital Outlay		(\$237,270)	\$0	\$0	\$0	#Num!
Net Total for General Institutional Exp		(\$237,270)	\$0	\$0	\$0	#Num!
Dept: 08-8010-501016 Department Name: General Institutional Exp						
Capital Outlay						
5805000	01 Asset addition contra account	(\$3,466,377)	\$0	\$0	\$0	#Num!

Thru: 6/30/2024

<i>Object</i>	<i>Object Name</i>	<i>FY24 YTD</i>	<i>FY24 Budget</i>	<i>FY25 Budget</i>	<i>\$ Change</i>	<i>% Change</i>
Sum of Capital Outlay		(\$3,466,377)	\$0	\$0	\$0	#Num!
Net Total for General Institutional Exp		(\$3,466,377)	\$0	\$0	\$0	#Num!
Dept: 08-8090-000000 Department Name: General						
Capital Outlay						
5808000	05 Depreciation Building	\$2,151,551	\$0	\$0	\$0	#Num!
5808000	10 Depreciation Equipment	\$809,924	\$0	\$0	\$0	#Num!
5808009	00 Amortization Expense	\$996,411	\$0	\$0	\$0	#Num!
5808009	05 Amortization Exp-Subscriptions	\$891,826	\$0	\$0	\$0	#Num!
Sum of Capital Outlay		\$4,849,711	\$0	\$0	\$0	#Num!
Net Total for General		\$4,849,711	\$0	\$0	\$0	#Num!
Net Surplus/(Deficit) of General Fixed Ass		\$4,150,364	\$0	\$0	\$0	N/A

Thru: 6/30/2024

Object	Object Name	FY24 YTD	FY24 Budget	FY25 Budget	\$ Change	% Change
--------	-------------	----------	-------------	-------------	-----------	----------

Fund 09 General Long-Term Debt

Dept: 09-0000-000000 Department Name: General

Other Revenue

4909001	10	Proceeds from Leases	(\$2,177,904)	\$0	\$0	\$0	#Num!
4909001	15	Subscription Issuance	(\$427,928)	\$0	\$0	\$0	#Num!
Sum of Other Revenue			(\$2,605,832)	\$0	\$0	\$0	#Num!

Fixed Charges, Rental, Property Insurance, and Debt Retirement

5606002	00	Lease Retirements	(\$1,054,483)	\$0	\$0	\$0	#Num!
5606002	05	Subscription Retirements	(\$878,742)	\$0	\$0	\$0	#Num!
5609000	50	Bond Principal	(\$600,000)	\$0	\$0	\$0	#Num!
5609000	55	Interest Expense	\$24,888	\$0	\$0	\$0	#Num!
5609002	05	Interest Expense-Subscriptions	(\$1,994)	\$0	\$0	\$0	#Num!
Sum of Fixed Charges, Rental, Property			(\$2,510,331)	\$0	\$0	\$0	#Num!

Net Total for General (\$5,116,163) \$0 \$0 \$0 #Num!

Dept: 09-1000-501040 Department Name: Institutional Liab Act

Fringe Benefits

5209000	60	Surs Federal Grant Obligation	(\$57,851)	\$0	\$0	\$0	#Num!
Sum of Fringe Benefits			(\$57,851)	\$0	\$0	\$0	#Num!

Net Total for Institutional Liab Act (\$57,851) \$0 \$0 \$0 #Num!

Dept: 09-2000-501040 Department Name: Institutional Liab Act

Fringe Benefits

5209000	60	Surs Federal Grant Obligation	(\$32,306)	\$0	\$0	\$0	#Num!
Sum of Fringe Benefits			(\$32,306)	\$0	\$0	\$0	#Num!

Net Total for Institutional Liab Act (\$32,306) \$0 \$0 \$0 #Num!

Dept: 09-3000-501040 Department Name: Institutional Liab Act

Fringe Benefits

5209000	60	Surs Federal Grant Obligation	\$4,316	\$0	\$0	\$0	#Num!
Sum of Fringe Benefits			\$4,316	\$0	\$0	\$0	#Num!

Net Total for Institutional Liab Act \$4,316 \$0 \$0 \$0 #Num!

Dept: 09-4000-501040 Department Name: Institutional Liab Act

Fringe Benefits

Thru: 6/30/2024

<i>Object</i>	<i>Object Name</i>	<i>FY24 YTD</i>	<i>FY24 Budget</i>	<i>FY25 Budget</i>	<i>\$ Change</i>	<i>% Change</i>
5209000 60	Surs Federal Grant Obligation	(\$20,091)	\$0	\$0	\$0	#Num!
Sum of Fringe Benefits		(\$20,091)	\$0	\$0	\$0	#Num!
Net Total for Institutional Liab Act		(\$20,091)	\$0	\$0	\$0	#Num!

Dept: 09-8000-501040 **Department Name:** Institutional Liab Act

Fringe Benefits

5209000 60	Surs Federal Grant Obligation	\$487	\$0	\$0	\$0	#Num!
Sum of Fringe Benefits		\$487	\$0	\$0	\$0	#Num!
Net Total for Institutional Liab Act		\$487	\$0	\$0	\$0	#Num!

Net Surplus/(Deficit) of General Long-Ter	\$9,943	\$0	\$0	\$0	N/A
--	---------	-----	-----	-----	-----

Thru: 6/30/2024

<i>Object</i>	<i>Object Name</i>	<i>FY24 YTD</i>	<i>FY24 Budget</i>	<i>FY25 Budget</i>	<i>\$ Change</i>	<i>% Change</i>
Fund 10 Trust & Agency						
Dept: 10-0000-900016 Department Name: Art Club						
Other Revenue						
4909000	50 Other Misc Income	\$50	\$0	\$0	\$0	#Num!
Sum of Other Revenue		\$50	\$0	\$0	\$0	#Num!
Net Total for Art Club		\$50	\$0	\$0	\$0	#Num!
Dept: 10-0000-900021 Department Name: Student Life Fundraisers						
Other Revenue						
4909000	50 Other Misc Income	\$2,022	\$0	\$0	\$0	#Num!
Sum of Other Revenue		\$2,022	\$0	\$0	\$0	#Num!
Net Total for Student Life Fundraisers		\$2,022	\$0	\$0	\$0	#Num!
Dept: 10-0000-900026 Department Name: AAWCC-Amer Assoc Women Com Clg						
Other Revenue						
4909000	50 Other Misc Income	\$3,875	\$0	\$0	\$0	#Num!
Sum of Other Revenue		\$3,875	\$0	\$0	\$0	#Num!
Net Total for AAWCC-Amer Assoc Wo		\$3,875	\$0	\$0	\$0	#Num!
Dept: 10-0000-900028 Department Name: Students for Life						
Other Revenue						
4909000	50 Other Misc Income	\$50	\$0	\$0	\$0	#Num!
Sum of Other Revenue		\$50	\$0	\$0	\$0	#Num!
Net Total for Students for Life		\$50	\$0	\$0	\$0	#Num!
Dept: 10-0000-900030 Department Name: Black Student Union						
Other Revenue						
4909000	50 Other Misc Income	\$50	\$0	\$0	\$0	#Num!
Sum of Other Revenue		\$50	\$0	\$0	\$0	#Num!
Net Total for Black Student Union		\$50	\$0	\$0	\$0	#Num!
Dept: 10-0000-900031 Department Name: MCC Chess Club						
Other Revenue						
4909000	50 Other Misc Income	\$50	\$0	\$0	\$0	#Num!

Thru: 6/30/2024

<i>Object</i>	<i>Object Name</i>	<i>FY24 YTD</i>	<i>FY24 Budget</i>	<i>FY25 Budget</i>	<i>\$ Change</i>	<i>% Change</i>
Sum of Other Revenue		\$50	\$0	\$0	\$0	#Num!
Net Total for MCC Chess Club		\$50	\$0	\$0	\$0	#Num!

Dept: 10-0000-900032 **Department Name: Campus Christian Fellowship**

Other Revenue

4909000	50 Other Misc Income	\$266	\$0	\$0	\$0	#Num!
Sum of Other Revenue		\$266	\$0	\$0	\$0	#Num!
Net Total for Campus Christian Fellow		\$266	\$0	\$0	\$0	#Num!

Dept: 10-0000-900033 **Department Name: Pride Club**

Other Revenue

4909000	50 Other Misc Income	\$50	\$0	\$0	\$0	#Num!
Sum of Other Revenue		\$50	\$0	\$0	\$0	#Num!
Net Total for Pride Club		\$50	\$0	\$0	\$0	#Num!

Dept: 10-0000-900036 **Department Name: Environmental Action Club**

Other Revenue

4909000	50 Other Misc Income	\$50	\$0	\$0	\$0	#Num!
Sum of Other Revenue		\$50	\$0	\$0	\$0	#Num!
Net Total for Environmental Action Cl		\$50	\$0	\$0	\$0	#Num!

Dept: 10-0000-900037 **Department Name: Video Game Club**

Other Revenue

4909000	50 Other Misc Income	\$50	\$0	\$0	\$0	#Num!
Sum of Other Revenue		\$50	\$0	\$0	\$0	#Num!
Net Total for Video Game Club		\$50	\$0	\$0	\$0	#Num!

Dept: 10-0000-900038 **Department Name: Forensics Team**

Other Revenue

4909000	50 Other Misc Income	\$50	\$0	\$0	\$0	#Num!
Sum of Other Revenue		\$50	\$0	\$0	\$0	#Num!
Net Total for Forensics Team		\$50	\$0	\$0	\$0	#Num!

Dept: 10-0000-900046 **Department Name: Student Peace Action Network**

Other Revenue

4909000	50 Other Misc Income	\$50	\$0	\$0	\$0	#Num!
---------	----------------------	------	-----	-----	-----	-------

Thru: 6/30/2024

<i>Object</i>	<i>Object Name</i>	<i>FY24 YTD</i>	<i>FY24 Budget</i>	<i>FY25 Budget</i>	<i>\$ Change</i>	<i>% Change</i>
Sum of Other Revenue		\$50	\$0	\$0	\$0	#Num!
Net Total for Student Peace Action Net		\$50	\$0	\$0	\$0	#Num!

Dept: 10-0000-900048 **Department Name: Student Nursing Organization**

Other Revenue

4909000	50 Other Misc Income	\$1,047	\$0	\$0	\$0	#Num!
Sum of Other Revenue		\$1,047	\$0	\$0	\$0	#Num!
Net Total for Student Nursing Organiz		\$1,047	\$0	\$0	\$0	#Num!

Dept: 10-0000-900049 **Department Name: Student Veteran Club**

Other Revenue

4909000	50 Other Misc Income	\$5,943	\$0	\$0	\$0	#Num!
Sum of Other Revenue		\$5,943	\$0	\$0	\$0	#Num!
Net Total for Student Veteran Club		\$5,943	\$0	\$0	\$0	#Num!

Dept: 10-0000-900056 **Department Name: Writers Block Creative Writing**

Other Revenue

4909000	50 Other Misc Income	\$50	\$0	\$0	\$0	#Num!
Sum of Other Revenue		\$50	\$0	\$0	\$0	#Num!
Net Total for Writers Block Creative W		\$50	\$0	\$0	\$0	#Num!

Dept: 10-0000-900067 **Department Name: Marengo Community High School**

Nongovernmental Gifts

4809000	00 Non Governmental Gift Other	\$5,000	\$0	\$0	\$0	#Num!
Sum of Nongovernmental Gifts		\$5,000	\$0	\$0	\$0	#Num!
Net Total for Marengo Community Hig		\$5,000	\$0	\$0	\$0	#Num!

Dept: 10-0000-900075 **Department Name: United St Bowling Congress**

Nongovernmental Gifts

4809000	00 Non Governmental Gift Other	\$1,997	\$0	\$0	\$0	#Num!
Sum of Nongovernmental Gifts		\$1,997	\$0	\$0	\$0	#Num!
Net Total for United St Bowling Congr		\$1,997	\$0	\$0	\$0	#Num!

Dept: 10-0000-900078 **Department Name: Follett Educational Foundation**

Nongovernmental Gifts

4809000	00 Non Governmental Gift Other	\$2,017	\$0	\$0	\$0	#Num!
---------	--------------------------------	---------	-----	-----	-----	-------

Thru: 6/30/2024

<i>Object</i>	<i>Object Name</i>	<i>FY24 YTD</i>	<i>FY24 Budget</i>	<i>FY25 Budget</i>	<i>\$ Change</i>	<i>% Change</i>
Sum of Nongovernmental Gifts		\$2,017	\$0	\$0	\$0	#Num!
Net Total for Follett Educational Foun		\$2,017	\$0	\$0	\$0	#Num!

Dept: 10-0000-900080 Department Name: Woodstock Chamber of Commerce

Nongovernmental Gifts

4809000 00 Non Governmental Gift Other	\$1,125	\$0	\$0	\$0	#Num!
Sum of Nongovernmental Gifts	\$1,125	\$0	\$0	\$0	#Num!
Net Total for Woodstock Chamber of C	\$1,125	\$0	\$0	\$0	#Num!

Dept: 10-0000-900097 Department Name: Lakemoor Dollars For Scholars

Nongovernmental Gifts

4809000 00 Non Governmental Gift Other	\$2,000	\$0	\$0	\$0	#Num!
Sum of Nongovernmental Gifts	\$2,000	\$0	\$0	\$0	#Num!
Net Total for Lakemoor Dollars For Sc	\$2,000	\$0	\$0	\$0	#Num!

Dept: 10-0000-900137 Department Name: Scholarship America

Nongovernmental Gifts

4809000 00 Non Governmental Gift Other	\$6,750	\$0	\$0	\$0	#Num!
Sum of Nongovernmental Gifts	\$6,750	\$0	\$0	\$0	#Num!
Net Total for Scholarship America	\$6,750	\$0	\$0	\$0	#Num!

Dept: 10-0000-900150 Department Name: Americorp/Natl Service Award

Nongovernmental Gifts

4809000 00 Non Governmental Gift Other	\$3,371	\$0	\$0	\$0	#Num!
Sum of Nongovernmental Gifts	\$3,371	\$0	\$0	\$0	#Num!
Net Total for Americorp/Natl Service A	\$3,371	\$0	\$0	\$0	#Num!

Dept: 10-0000-900152 Department Name: Crystal Lk Service League Scho

Nongovernmental Gifts

4809000 00 Non Governmental Gift Other	\$9,500	\$0	\$0	\$0	#Num!
Sum of Nongovernmental Gifts	\$9,500	\$0	\$0	\$0	#Num!
Net Total for Crystal Lk Service Leagu	\$9,500	\$0	\$0	\$0	#Num!

Dept: 10-0000-900189 Department Name: Womens Softball Fund

Other Revenue

4909000 50 Other Misc Income	\$7,731	\$0	\$0	\$0	#Num!
-----------------------------------	---------	-----	-----	-----	-------

Tuesday, September 10, 2024

Page 165 of 190

Thru: 6/30/2024

<i>Object</i>	<i>Object Name</i>	<i>FY24 YTD</i>	<i>FY24 Budget</i>	<i>FY25 Budget</i>	<i>\$ Change</i>	<i>% Change</i>
Sum of Other Revenue		\$7,731	\$0	\$0	\$0	#Num!
Net Total for Womens Softball Fund		\$7,731	\$0	\$0	\$0	#Num!

Dept: 10-0000-900191 Department Name: Womens Volleyball Fund

Other Revenue

4909000 50 Other Misc Income	\$5,409	\$0	\$0	\$0	#Num!
Sum of Other Revenue	\$5,409	\$0	\$0	\$0	#Num!
Net Total for Womens Volleyball Fund	\$5,409	\$0	\$0	\$0	#Num!

Dept: 10-0000-900193 Department Name: Mens Basketball Fund

Other Revenue

4909000 50 Other Misc Income	\$1,000	\$0	\$0	\$0	#Num!
Sum of Other Revenue	\$1,000	\$0	\$0	\$0	#Num!
Net Total for Mens Basketball Fund	\$1,000	\$0	\$0	\$0	#Num!

Dept: 10-0000-900194 Department Name: Mens Baseball Fund

Other Revenue

4909000 50 Other Misc Income	\$25,932	\$0	\$0	\$0	#Num!
Sum of Other Revenue	\$25,932	\$0	\$0	\$0	#Num!
Net Total for Mens Baseball Fund	\$25,932	\$0	\$0	\$0	#Num!

Dept: 10-0000-900198 Department Name: Womens Tennis Fundraiser

Other Revenue

4909000 50 Other Misc Income	\$63	\$0	\$0	\$0	#Num!
Sum of Other Revenue	\$63	\$0	\$0	\$0	#Num!
Net Total for Womens Tennis Fundrais	\$63	\$0	\$0	\$0	#Num!

Dept: 10-0000-900199 Department Name: Clay Club

Other Revenue

4909000 50 Other Misc Income	\$5,448	\$0	\$0	\$0	#Num!
Sum of Other Revenue	\$5,448	\$0	\$0	\$0	#Num!
Net Total for Clay Club	\$5,448	\$0	\$0	\$0	#Num!

Dept: 10-0000-900204 Department Name: MCC Mens Tennis

Other Revenue

4909000 50 Other Misc Income	\$163	\$0	\$0	\$0	#Num!
-----------------------------------	-------	-----	-----	-----	-------

Thru: 6/30/2024

<i>Object</i>	<i>Object Name</i>	<i>FY24 YTD</i>	<i>FY24 Budget</i>	<i>FY25 Budget</i>	<i>\$ Change</i>	<i>% Change</i>
Sum of Other Revenue		\$163	\$0	\$0	\$0	#Num!
Net Total for MCC Mens Tennis		\$163	\$0	\$0	\$0	#Num!

Dept: 10-0000-900210 Department Name: Auto Lab Parts

Other Revenue

4909000 50 Other Misc Income	\$4,294	\$0	\$0	\$0	#Num!
Sum of Other Revenue	\$4,294	\$0	\$0	\$0	#Num!
Net Total for Auto Lab Parts	\$4,294	\$0	\$0	\$0	#Num!

Dept: 10-0000-900217 Department Name: Phi Theta Kappa-Dues

Other Revenue

4909000 50 Other Misc Income	\$3,565	\$0	\$0	\$0	#Num!
Sum of Other Revenue	\$3,565	\$0	\$0	\$0	#Num!
Net Total for Phi Theta Kappa-Dues	\$3,565	\$0	\$0	\$0	#Num!

Dept: 10-0000-900239 Department Name: P.T.K. Chi Upsilon

Other Revenue

4909000 50 Other Misc Income	\$949	\$0	\$0	\$0	#Num!
Sum of Other Revenue	\$949	\$0	\$0	\$0	#Num!
Net Total for P.T.K. Chi Upsilon	\$949	\$0	\$0	\$0	#Num!

Dept: 10-0000-900241 Department Name: Dance Team

Other Revenue

4909000 50 Other Misc Income	\$50	\$0	\$0	\$0	#Num!
Sum of Other Revenue	\$50	\$0	\$0	\$0	#Num!
Net Total for Dance Team	\$50	\$0	\$0	\$0	#Num!

Dept: 10-0000-900243 Department Name: Theatre Productions

Other Revenue

4909000 50 Other Misc Income	\$12,228	\$0	\$0	\$0	#Num!
Sum of Other Revenue	\$12,228	\$0	\$0	\$0	#Num!
Net Total for Theatre Productions	\$12,228	\$0	\$0	\$0	#Num!

Dept: 10-0000-900245 Department Name: Latinos Unidos

Other Revenue

4909000 50 Other Misc Income	\$50	\$0	\$0	\$0	#Num!
-----------------------------------	------	-----	-----	-----	-------

Thru: 6/30/2024

<i>Object</i>	<i>Object Name</i>	<i>FY24 YTD</i>	<i>FY24 Budget</i>	<i>FY25 Budget</i>	<i>\$ Change</i>	<i>% Change</i>
Sum of Other Revenue		\$50	\$0	\$0	\$0	#Num!
Net Total for Latinos Unidos		\$50	\$0	\$0	\$0	#Num!

Dept: 10-0000-900248 Department Name: Oneida Nation-Oneida Wisconsin

Nongovernmental Gifts

4809000 00 Non Governmental Gift Other	\$500	\$0	\$0	\$0	#Num!
Sum of Nongovernmental Gifts	\$500	\$0	\$0	\$0	#Num!
Net Total for Oneida Nation-Oneida W	\$500	\$0	\$0	\$0	#Num!

Dept: 10-0000-900255 Department Name: Crystal Lake CC Scholarship

Nongovernmental Gifts

4809000 00 Non Governmental Gift Other	\$2,600	\$0	\$0	\$0	#Num!
Sum of Nongovernmental Gifts	\$2,600	\$0	\$0	\$0	#Num!
Net Total for Crystal Lake CC Scholars	\$2,600	\$0	\$0	\$0	#Num!

Dept: 10-0000-900268 Department Name: Dist 158 School District

Nongovernmental Gifts

4809000 00 Non Governmental Gift Other	\$2,000	\$0	\$0	\$0	#Num!
Sum of Nongovernmental Gifts	\$2,000	\$0	\$0	\$0	#Num!
Net Total for Dist 158 School District	\$2,000	\$0	\$0	\$0	#Num!

Dept: 10-0000-900290 Department Name: Broadcasting Club

Other Revenue

4909000 50 Other Misc Income	\$50	\$0	\$0	\$0	#Num!
Sum of Other Revenue	\$50	\$0	\$0	\$0	#Num!
Net Total for Broadcasting Club	\$50	\$0	\$0	\$0	#Num!

Dept: 10-0000-900310 Department Name: Business Club

Other Revenue

4909000 50 Other Misc Income	\$50	\$0	\$0	\$0	#Num!
Sum of Other Revenue	\$50	\$0	\$0	\$0	#Num!
Net Total for Business Club	\$50	\$0	\$0	\$0	#Num!

Dept: 10-0000-900312 Department Name: Social Science Club

Other Revenue

4909000 50 Other Misc Income	\$50	\$0	\$0	\$0	#Num!
-----------------------------------	------	-----	-----	-----	-------

Tuesday, September 10, 2024

Page 168 of 190

Thru: 6/30/2024

<i>Object</i>	<i>Object Name</i>	<i>FY24 YTD</i>	<i>FY24 Budget</i>	<i>FY25 Budget</i>	<i>\$ Change</i>	<i>% Change</i>
Sum of Other Revenue		\$50	\$0	\$0	\$0	#Num!
Net Total for Social Science Club		\$50	\$0	\$0	\$0	#Num!

Dept: 10-0000-900342 **Department Name: School Dist 155 ED Cary Asc**

Nongovernmental Gifts

4809000	00 Non Governmental Gift Other	\$2,000	\$0	\$0	\$0	#Num!
Sum of Nongovernmental Gifts		\$2,000	\$0	\$0	\$0	#Num!
Net Total for School Dist 155 ED Cary		\$2,000	\$0	\$0	\$0	#Num!

Dept: 10-0000-900345 **Department Name: McHenry Cty Community Found**

Nongovernmental Gifts

4809000	00 Non Governmental Gift Other	\$900	\$0	\$0	\$0	#Num!
Sum of Nongovernmental Gifts		\$900	\$0	\$0	\$0	#Num!
Net Total for McHenry Cty Community		\$900	\$0	\$0	\$0	#Num!

Dept: 10-0000-900348 **Department Name: Albertsons**

Nongovernmental Gifts

4809000	00 Non Governmental Gift Other	\$1,000	\$0	\$0	\$0	#Num!
Sum of Nongovernmental Gifts		\$1,000	\$0	\$0	\$0	#Num!
Net Total for Albertsons		\$1,000	\$0	\$0	\$0	#Num!

Dept: 10-0000-900351 **Department Name: Veterans Computer Fund**

Nongovernmental Gifts

4809000	00 Non Governmental Gift Other	\$10,000	\$0	\$0	\$0	#Num!
Sum of Nongovernmental Gifts		\$10,000	\$0	\$0	\$0	#Num!
Net Total for Veterans Computer Fund		\$10,000	\$0	\$0	\$0	#Num!

Dept: 10-0000-900377 **Department Name: Asian American Club**

Other Revenue

4909000	50 Other Misc Income	\$50	\$0	\$0	\$0	#Num!
Sum of Other Revenue		\$50	\$0	\$0	\$0	#Num!
Net Total for Asian American Club		\$50	\$0	\$0	\$0	#Num!

Dept: 10-0000-900390 **Department Name: Crystal Lake Chamber Commerce**

Nongovernmental Gifts

4809000	00 Non Governmental Gift Other	\$500	\$0	\$0	\$0	#Num!
---------	--------------------------------	-------	-----	-----	-----	-------

Thru: 6/30/2024

<i>Object</i>	<i>Object Name</i>	<i>FY24 YTD</i>	<i>FY24 Budget</i>	<i>FY25 Budget</i>	<i>\$ Change</i>	<i>% Change</i>
Sum of Nongovernmental Gifts		\$500	\$0	\$0	\$0	#Num!
Net Total for Crystal Lake Chamber Co		\$500	\$0	\$0	\$0	#Num!

Dept: 10-0000-900401 **Department Name: Student Physical Therapy Club**

Other Revenue

4909000	50 Other Misc Income	\$856	\$0	\$0	\$0	#Num!
Sum of Other Revenue		\$856	\$0	\$0	\$0	#Num!
Net Total for Student Physical Therapy		\$856	\$0	\$0	\$0	#Num!

Dept: 10-0000-900500 **Department Name: Scholarship Round-Up Program**

Nongovernmental Gifts

4809000	00 Non Governmental Gift Other	\$199	\$0	\$0	\$0	#Num!
Sum of Nongovernmental Gifts		\$199	\$0	\$0	\$0	#Num!
Net Total for Scholarship Round-Up Pr		\$199	\$0	\$0	\$0	#Num!

Dept: 10-0000-900520 **Department Name: Johnsbury Oldtimers Club**

Nongovernmental Gifts

4809000	00 Non Governmental Gift Other	\$1,000	\$0	\$0	\$0	#Num!
Sum of Nongovernmental Gifts		\$1,000	\$0	\$0	\$0	#Num!
Net Total for Johnsbury Oldtimers Clu		\$1,000	\$0	\$0	\$0	#Num!

Dept: 10-0000-900530 **Department Name: Mercyhealth Development Fund**

Nongovernmental Gifts

4809000	00 Non Governmental Gift Other	\$2,000	\$0	\$0	\$0	#Num!
Sum of Nongovernmental Gifts		\$2,000	\$0	\$0	\$0	#Num!
Net Total for Mercyhealth Developmen		\$2,000	\$0	\$0	\$0	#Num!

Dept: 10-0000-900535 **Department Name: Woodstock CUSD #200**

Nongovernmental Gifts

4809000	00 Non Governmental Gift Other	\$2,500	\$0	\$0	\$0	#Num!
Sum of Nongovernmental Gifts		\$2,500	\$0	\$0	\$0	#Num!
Net Total for Woodstock CUSD #200		\$2,500	\$0	\$0	\$0	#Num!

Dept: 10-0000-900543 **Department Name: Hunting Retriever Club**

Nongovernmental Gifts

4809000	00 Non Governmental Gift Other	\$2,000	\$0	\$0	\$0	#Num!
---------	--------------------------------	---------	-----	-----	-----	-------

Tuesday, September 10, 2024

Page 170 of 190

Thru: 6/30/2024

<i>Object</i>	<i>Object Name</i>	<i>FY24 YTD</i>	<i>FY24 Budget</i>	<i>FY25 Budget</i>	<i>\$ Change</i>	<i>% Change</i>
Sum of Nongovernmental Gifts		\$2,000	\$0	\$0	\$0	#Num!
Net Total for Hunting Retriever Club		\$2,000	\$0	\$0	\$0	#Num!

Dept: 10-0000-900602 Department Name: Arlington Heights Chapter 992

Nongovernmental Gifts

4809000 00 Non Governmental Gift Other	\$650	\$0	\$0	\$0	#Num!
Sum of Nongovernmental Gifts	\$650	\$0	\$0	\$0	#Num!
Net Total for Arlington Heights Chapte	\$650	\$0	\$0	\$0	#Num!

Dept: 10-0000-900618 Department Name: Grand Lodge of IL AF&AM

Nongovernmental Gifts

4809000 00 Non Governmental Gift Other	\$500	\$0	\$0	\$0	#Num!
Sum of Nongovernmental Gifts	\$500	\$0	\$0	\$0	#Num!
Net Total for Grand Lodge of IL AF&	\$500	\$0	\$0	\$0	#Num!

Dept: 10-0000-900623 Department Name: Cary Grove Lodge #1157

Nongovernmental Gifts

4809000 00 Non Governmental Gift Other	\$1,000	\$0	\$0	\$0	#Num!
Sum of Nongovernmental Gifts	\$1,000	\$0	\$0	\$0	#Num!
Net Total for Cary Grove Lodge #1157	\$1,000	\$0	\$0	\$0	#Num!

Dept: 10-0000-900634 Department Name: Laborers Intl Union North Amer

Nongovernmental Gifts

4809000 00 Non Governmental Gift Other	\$1,000	\$0	\$0	\$0	#Num!
Sum of Nongovernmental Gifts	\$1,000	\$0	\$0	\$0	#Num!
Net Total for Laborers Intl Union Nort	\$1,000	\$0	\$0	\$0	#Num!

Dept: 10-0000-900700 Department Name: Autism Awareness Club

Other Revenue

4909000 50 Other Misc Income	\$50	\$0	\$0	\$0	#Num!
Sum of Other Revenue	\$50	\$0	\$0	\$0	#Num!
Net Total for Autism Awareness Club	\$50	\$0	\$0	\$0	#Num!

Dept: 10-0000-900701 Department Name: Student Occ Therapy Asst Club

Other Revenue

4909000 50 Other Misc Income	\$150	\$0	\$0	\$0	#Num!
-----------------------------------	-------	-----	-----	-----	-------

Thru: 6/30/2024

<i>Object</i>	<i>Object Name</i>	<i>FY24 YTD</i>	<i>FY24 Budget</i>	<i>FY25 Budget</i>	<i>\$ Change</i>	<i>% Change</i>
Sum of Other Revenue		\$150	\$0	\$0	\$0	#Num!
Net Total for Student Occ Therapy Asst		\$150	\$0	\$0	\$0	#Num!

Dept: 10-0000-900702 Department Name: Paranormal Theories Club

Other Revenue

4909000 50 Other Misc Income	\$127	\$0	\$0	\$0	#Num!
Sum of Other Revenue	\$127	\$0	\$0	\$0	#Num!
Net Total for Paranormal Theories Clu	\$127	\$0	\$0	\$0	#Num!

Dept: 10-0000-900705 Department Name: Young Democratic Socialists Am

Other Revenue

4909000 50 Other Misc Income	\$120	\$0	\$0	\$0	#Num!
Sum of Other Revenue	\$120	\$0	\$0	\$0	#Num!
Net Total for Young Democratic Social	\$120	\$0	\$0	\$0	#Num!

Dept: 10-0000-900706 Department Name: Book Club

Other Revenue

4909000 50 Other Misc Income	\$50	\$0	\$0	\$0	#Num!
Sum of Other Revenue	\$50	\$0	\$0	\$0	#Num!
Net Total for Book Club	\$50	\$0	\$0	\$0	#Num!

Dept: 10-3090-900016 Department Name: Art Club

Scholarships, Student Activities, and Waivers

5909000 00 Other Expenditures	\$20	\$0	\$0	\$0	#Num!
Sum of Scholarships, Student Activities,	\$20	\$0	\$0	\$0	#Num!
Net Total for Art Club	\$20	\$0	\$0	\$0	#Num!

Dept: 10-3090-900021 Department Name: Student Life Fundraisers

Scholarships, Student Activities, and Waivers

5909000 00 Other Expenditures	\$13,690	\$0	\$0	\$0	#Num!
Sum of Scholarships, Student Activities,	\$13,690	\$0	\$0	\$0	#Num!
Net Total for Student Life Fundraisers	\$13,690	\$0	\$0	\$0	#Num!

Dept: 10-3090-900023 Department Name: Fitness Center Fundraising

Scholarships, Student Activities, and Waivers

5909000 00 Other Expenditures	\$899	\$0	\$0	\$0	#Num!
------------------------------------	-------	-----	-----	-----	-------

Tuesday, September 10, 2024

Page 172 of 190

Thru: 6/30/2024

<i>Object</i>	<i>Object Name</i>	<i>FY24 YTD</i>	<i>FY24 Budget</i>	<i>FY25 Budget</i>	<i>\$ Change</i>	<i>% Change</i>
	Sum of Scholarships, Student Activities,	\$899	\$0	\$0	\$0	#Num!
	Net Total for Fitness Center Fundraisi	\$899	\$0	\$0	\$0	#Num!

Dept: 10-3090-900024 **Department Name: Skyway Co-Cirricular Account**

Scholarships, Student Activities, and Waivers

5909000	00 Other Expenditures	\$57	\$0	\$0	\$0	#Num!
	Sum of Scholarships, Student Activities,	\$57	\$0	\$0	\$0	#Num!
	Net Total for Skyway Co-Cirricular Ac	\$57	\$0	\$0	\$0	#Num!

Dept: 10-3090-900026 **Department Name: AAWCC-Amer Assoc Women Com Clg**

Scholarships, Student Activities, and Waivers

5909000	00 Other Expenditures	\$3,149	\$0	\$0	\$0	#Num!
	Sum of Scholarships, Student Activities,	\$3,149	\$0	\$0	\$0	#Num!
	Net Total for AAWCC-Amer Assoc Wo	\$3,149	\$0	\$0	\$0	#Num!

Dept: 10-3090-900029 **Department Name: Philosophy Club**

Scholarships, Student Activities, and Waivers

5909000	00 Other Expenditures	\$50	\$0	\$0	\$0	#Num!
	Sum of Scholarships, Student Activities,	\$50	\$0	\$0	\$0	#Num!
	Net Total for Philosophy Club	\$50	\$0	\$0	\$0	#Num!

Dept: 10-3090-900030 **Department Name: Black Student Union**

Scholarships, Student Activities, and Waivers

5909000	00 Other Expenditures	\$135	\$0	\$0	\$0	#Num!
	Sum of Scholarships, Student Activities,	\$135	\$0	\$0	\$0	#Num!
	Net Total for Black Student Union	\$135	\$0	\$0	\$0	#Num!

Dept: 10-3090-900032 **Department Name: Campus Christian Fellowship**

Scholarships, Student Activities, and Waivers

5909000	00 Other Expenditures	\$120	\$0	\$0	\$0	#Num!
	Sum of Scholarships, Student Activities,	\$120	\$0	\$0	\$0	#Num!
	Net Total for Campus Christian Fellow	\$120	\$0	\$0	\$0	#Num!

Dept: 10-3090-900035 **Department Name: Cheshire Cheese Society**

Scholarships, Student Activities, and Waivers

5909000	00 Other Expenditures	\$84	\$0	\$0	\$0	#Num!
---------	-----------------------	------	-----	-----	-----	-------

Thru: 6/30/2024

<i>Object</i>	<i>Object Name</i>	<i>FY24 YTD</i>	<i>FY24 Budget</i>	<i>FY25 Budget</i>	<i>\$ Change</i>	<i>% Change</i>
	Sum of Scholarships, Student Activities,	\$84	\$0	\$0	\$0	#Num!
	Net Total for Cheshire Cheese Society	\$84	\$0	\$0	\$0	#Num!

Dept: 10-3090-900037 **Department Name: Video Game Club**

Scholarships, Student Activities, and Waivers

5909000	00 Other Expenditures	\$263	\$0	\$0	\$0	#Num!
	Sum of Scholarships, Student Activities,	\$263	\$0	\$0	\$0	#Num!
	Net Total for Video Game Club	\$263	\$0	\$0	\$0	#Num!

Dept: 10-3090-900044 **Department Name: Fencing Club**

Scholarships, Student Activities, and Waivers

5909000	00 Other Expenditures	\$240	\$0	\$0	\$0	#Num!
	Sum of Scholarships, Student Activities,	\$240	\$0	\$0	\$0	#Num!
	Net Total for Fencing Club	\$240	\$0	\$0	\$0	#Num!

Dept: 10-3090-900047 **Department Name: Travel Club**

Scholarships, Student Activities, and Waivers

5909000	00 Other Expenditures	\$321	\$0	\$0	\$0	#Num!
	Sum of Scholarships, Student Activities,	\$321	\$0	\$0	\$0	#Num!
	Net Total for Travel Club	\$321	\$0	\$0	\$0	#Num!

Dept: 10-3090-900048 **Department Name: Student Nursing Organization**

Scholarships, Student Activities, and Waivers

5909000	00 Other Expenditures	\$861	\$0	\$0	\$0	#Num!
	Sum of Scholarships, Student Activities,	\$861	\$0	\$0	\$0	#Num!
	Net Total for Student Nursing Organiz	\$861	\$0	\$0	\$0	#Num!

Dept: 10-3090-900049 **Department Name: Student Veteran Club**

Scholarships, Student Activities, and Waivers

5909000	00 Other Expenditures	\$2,906	\$0	\$0	\$0	#Num!
	Sum of Scholarships, Student Activities,	\$2,906	\$0	\$0	\$0	#Num!
	Net Total for Student Veteran Club	\$2,906	\$0	\$0	\$0	#Num!

Dept: 10-3090-900050 **Department Name: Student Ethical Treatmt Animal**

Scholarships, Student Activities, and Waivers

5909000	00 Other Expenditures	\$397	\$0	\$0	\$0	#Num!
---------	-----------------------	-------	-----	-----	-----	-------

Thru: 6/30/2024

<i>Object</i>	<i>Object Name</i>	<i>FY24 YTD</i>	<i>FY24 Budget</i>	<i>FY25 Budget</i>	<i>\$ Change</i>	<i>% Change</i>
	Sum of Scholarships, Student Activities,	\$397	\$0	\$0	\$0	#Num!
	Net Total for Student Ethical Treatmt	\$397	\$0	\$0	\$0	#Num!

Dept: 10-3090-900053 Department Name: Hospitality Club

Scholarships, Student Activities, and Waivers

5909000	00	Other Expenditures	\$11	\$0	\$0	\$0	#Num!
Sum of Scholarships, Student Activities,			\$11	\$0	\$0	\$0	#Num!
Net Total for Hospitality Club			\$11	\$0	\$0	\$0	#Num!

Dept: 10-3090-900056 Department Name: Writers Block Creative Writing

Scholarships, Student Activities, and Waivers

5909000	00	Other Expenditures	\$44	\$0	\$0	\$0	#Num!
Sum of Scholarships, Student Activities,			\$44	\$0	\$0	\$0	#Num!
Net Total for Writers Block Creative W			\$44	\$0	\$0	\$0	#Num!

Dept: 10-3090-900189 Department Name: Womens Softball Fund

Scholarships, Student Activities, and Waivers

5909000	00 Other Expenditures	\$7,983	\$0	\$0	\$0	#Num!
Sum of Scholarships, Student Activities,		\$7,983	\$0	\$0	\$0	#Num!
Net Total for Womens Softball Fund		\$7,983	\$0	\$0	\$0	#Num!

Dept: 10-3090-900190 Department Name: Womens Basketball Fund

Scholarships, Student Activities, and Waivers

5909000	00 Other Expenditures	\$140	\$0	\$0	\$0	#Num!
	Sum of Scholarships, Student Activities,	\$140	\$0	\$0	\$0	#Num!
	Net Total for Womens Basketball Fund	\$140	\$0	\$0	\$0	#Num!

Dept: 10-3090-900191 Department Name: Womens Volleyball Fund

Scholarships, Student Activities, and Waivers

5909000	00 Other Expenditures	\$5,677	\$0	\$0	\$0	#Num!
	Sum of Scholarships, Student Activities,	\$5,677	\$0	\$0	\$0	#Num!
	Net Total for Womens Volleyball Fund	\$5,677	\$0	\$0	\$0	#Num!

Dept: 10-3090-900193 Department Name: Mens Basketball Fund

Scholarships, Student Activities, and Waivers

5909000 00 Other Expenditures	\$4,094	\$0	\$0	\$0	#Num!
-------------------------------------	---------	-----	-----	-----	-------

Thru: 6/30/2024

<i>Object</i>	<i>Object Name</i>	<i>FY24 YTD</i>	<i>FY24 Budget</i>	<i>FY25 Budget</i>	<i>\$ Change</i>	<i>% Change</i>
	Sum of Scholarships, Student Activities,	\$4,094	\$0	\$0	\$0	#Num!
	Net Total for Mens Basketball Fund	\$4,094	\$0	\$0	\$0	#Num!

Dept: 10-3090-900194 Department Name: Mens Baseball Fund

Scholarships, Student Activities, and Waivers

5909000	00	Other Expenditures	\$16,503	\$0	\$0	\$0	#Num!
Sum of Scholarships, Student Activities,			\$16,503	\$0	\$0	\$0	#Num!
Net Total for Mens Baseball Fund			\$16,503	\$0	\$0	\$0	#Num!

Dept: 10-3090-900196 Department Name: Athletics Sports Guide

Scholarships, Student Activities, and Waivers

5909000	00	Other Expenditures	\$279	\$0	\$0	\$0	#Num!
Sum of Scholarships, Student Activities,			\$279	\$0	\$0	\$0	#Num!
<i>Net Total for Athletics Sports Guide</i>			\$279	\$0	\$0	\$0	#Num!

Dept: 10-3090-900198 Department Name: Womens Tennis Fundraiser

Scholarships, Student Activities, and Waivers

5909000	00 Other Expenditures	\$14	\$0	\$0	\$0	#Num!
	Sum of Scholarships, Student Activities,	\$14	\$0	\$0	\$0	#Num!
	<i>Net Total for Womens Tennis Fundrais</i>	\$14	\$0	\$0	\$0	#Num!

Dept: 10-3090-900199 Department Name: Clay Club

Scholarships, Student Activities, and Waivers

5909000	00 Other Expenditures	\$5,732	\$0	\$0	\$0	#Num!
	Sum of Scholarships, Student Activities,	\$5,732	\$0	\$0	\$0	#Num!
	Net Total for Clay Club	\$5,732	\$0	\$0	\$0	#Num!

Dept: 10-3090-900200 Department Name: Volleyball Tournament

Scholarships, Student Activities, and Waivers

5909000	00	Other Expenditures	\$2,065	\$0	\$0	\$0	#Num!
Sum of Scholarships, Student Activities,			\$2,065	\$0	\$0	\$0	#Num!
Net Total for Volleyball Tournament			\$2,065	\$0	\$0	\$0	#Num!

Dept: 10-3090-900202 Department Name: Student Ambassadors

Scholarships, Student Activities, and Waivers

5909000 00 Other Expenditures	\$183	\$0	\$0	\$0	#Num!
-------------------------------------	-------	-----	-----	-----	-------

Thru: 6/30/2024

<i>Object</i>	<i>Object Name</i>	<i>FY24 YTD</i>	<i>FY24 Budget</i>	<i>FY25 Budget</i>	<i>\$ Change</i>	<i>% Change</i>
	Sum of Scholarships, Student Activities,	\$183	\$0	\$0	\$0	#Num!
	Net Total for Student Ambassadors	\$183	\$0	\$0	\$0	#Num!

Dept: 10-3090-900204 **Department Name: MCC Mens Tennis**

Scholarships, Student Activities, and Waivers

5909000	00 Other Expenditures	\$279	\$0	\$0	\$0	#Num!
	Sum of Scholarships, Student Activities,	\$279	\$0	\$0	\$0	#Num!
	Net Total for MCC Mens Tennis	\$279	\$0	\$0	\$0	#Num!

Dept: 10-3090-900209 **Department Name: Art Club**

Scholarships, Student Activities, and Waivers

5909000	00 Other Expenditures	\$206	\$0	\$0	\$0	#Num!
	Sum of Scholarships, Student Activities,	\$206	\$0	\$0	\$0	#Num!
	Net Total for Art Club	\$206	\$0	\$0	\$0	#Num!

Dept: 10-3090-900210 **Department Name: Auto Lab Parts**

Scholarships, Student Activities, and Waivers

5909000	00 Other Expenditures	\$276	\$0	\$0	\$0	#Num!
	Sum of Scholarships, Student Activities,	\$276	\$0	\$0	\$0	#Num!
	Net Total for Auto Lab Parts	\$276	\$0	\$0	\$0	#Num!

Dept: 10-3090-900217 **Department Name: Phi Theta Kappa-Dues**

Scholarships, Student Activities, and Waivers

5909000	00 Other Expenditures	\$2,074	\$0	\$0	\$0	#Num!
	Sum of Scholarships, Student Activities,	\$2,074	\$0	\$0	\$0	#Num!
	Net Total for Phi Theta Kappa-Dues	\$2,074	\$0	\$0	\$0	#Num!

Dept: 10-3090-900229 **Department Name: MCC Music Club**

Scholarships, Student Activities, and Waivers

5909000	00 Other Expenditures	\$2,900	\$0	\$0	\$0	#Num!
	Sum of Scholarships, Student Activities,	\$2,900	\$0	\$0	\$0	#Num!
	Net Total for MCC Music Club	\$2,900	\$0	\$0	\$0	#Num!

Dept: 10-3090-900237 **Department Name: B.E.A.R. Ecology Club**

Scholarships, Student Activities, and Waivers

5909000	00 Other Expenditures	\$35	\$0	\$0	\$0	#Num!
---------	-----------------------	------	-----	-----	-----	-------

Thru: 6/30/2024

<i>Object</i>	<i>Object Name</i>	<i>FY24 YTD</i>	<i>FY24 Budget</i>	<i>FY25 Budget</i>	<i>\$ Change</i>	<i>% Change</i>
	Sum of Scholarships, Student Activities,	\$35	\$0	\$0	\$0	#Num!
	Net Total for B.E.A.R. Ecology Club	\$35	\$0	\$0	\$0	#Num!

Dept: 10-3090-900241 Department Name: Dance Team

Scholarships, Student Activities, and Waivers

5909000	00 Other Expenditures	\$97	\$0	\$0	\$0	#Num!
	Sum of Scholarships, Student Activities,	\$97	\$0	\$0	\$0	#Num!
	Net Total for Dance Team	\$97	\$0	\$0	\$0	#Num!

Dept: 10-3090-900242 Department Name: Harmony Committee

Scholarships, Student Activities, and Waivers

5909000	00 Other Expenditures	\$3,862	\$0	\$0	\$0	#Num!
	Sum of Scholarships, Student Activities,	\$3,862	\$0	\$0	\$0	#Num!
	Net Total for Harmony Committee	\$3,862	\$0	\$0	\$0	#Num!

Dept: 10-3090-900243 Department Name: Theatre Productions

Scholarships, Student Activities, and Waivers

5909000	00 Other Expenditures	\$1,352	\$0	\$0	\$0	#Num!
	Sum of Scholarships, Student Activities,	\$1,352	\$0	\$0	\$0	#Num!
	Net Total for Theatre Productions	\$1,352	\$0	\$0	\$0	#Num!

Dept: 10-3090-900245 Department Name: Latinos Unidos

Scholarships, Student Activities, and Waivers

5909000	00 Other Expenditures	\$272	\$0	\$0	\$0	#Num!
	Sum of Scholarships, Student Activities,	\$272	\$0	\$0	\$0	#Num!
	Net Total for Latinos Unidos	\$272	\$0	\$0	\$0	#Num!

Dept: 10-3090-900312 Department Name: Social Science Club

Scholarships, Student Activities, and Waivers

5909000	00 Other Expenditures	\$195	\$0	\$0	\$0	#Num!
	Sum of Scholarships, Student Activities,	\$195	\$0	\$0	\$0	#Num!
	Net Total for Social Science Club	\$195	\$0	\$0	\$0	#Num!

Dept: 10-3090-900318 Department Name: College Democrats

Scholarships, Student Activities, and Waivers

5909000	00 Other Expenditures	\$377	\$0	\$0	\$0	#Num!
---------	-----------------------	-------	-----	-----	-----	-------

Thru: 6/30/2024

<i>Object</i>	<i>Object Name</i>	<i>FY24 YTD</i>	<i>FY24 Budget</i>	<i>FY25 Budget</i>	<i>\$ Change</i>	<i>% Change</i>
Sum of Scholarships, Student Activities,		\$377	\$0	\$0	\$0	#Num!
Net Total for College Democrats		\$377	\$0	\$0	\$0	#Num!

Dept: 10-3090-900326 Department Name: Spirit Club

Scholarships, Student Activities, and Waivers

5909000 00 Other Expenditures	\$78	\$0	\$0	\$0	#Num!
Sum of Scholarships, Student Activities,	\$78	\$0	\$0	\$0	#Num!
Net Total for Spirit Club	\$78	\$0	\$0	\$0	#Num!

Dept: 10-3090-900354 Department Name: College Conservatives

Scholarships, Student Activities, and Waivers

5909000 00 Other Expenditures	\$43	\$0	\$0	\$0	#Num!
Sum of Scholarships, Student Activities,	\$43	\$0	\$0	\$0	#Num!
Net Total for College Conservatives	\$43	\$0	\$0	\$0	#Num!

Dept: 10-3090-900367 Department Name: Generation End It Club

Scholarships, Student Activities, and Waivers

5909000 00 Other Expenditures	\$23	\$0	\$0	\$0	#Num!
Sum of Scholarships, Student Activities,	\$23	\$0	\$0	\$0	#Num!
Net Total for Generation End It Club	\$23	\$0	\$0	\$0	#Num!

Dept: 10-3090-900377 Department Name: Asian American Club

Scholarships, Student Activities, and Waivers

5909000 00 Other Expenditures	\$316	\$0	\$0	\$0	#Num!
Sum of Scholarships, Student Activities,	\$316	\$0	\$0	\$0	#Num!
Net Total for Asian American Club	\$316	\$0	\$0	\$0	#Num!

Dept: 10-3090-900401 Department Name: Student Physical Therapy Club

Scholarships, Student Activities, and Waivers

5909000 00 Other Expenditures	\$1,249	\$0	\$0	\$0	#Num!
Sum of Scholarships, Student Activities,	\$1,249	\$0	\$0	\$0	#Num!
Net Total for Student Physical Therapy	\$1,249	\$0	\$0	\$0	#Num!

Dept: 10-3090-900701 Department Name: Student Occ Therapy Asst Club

Scholarships, Student Activities, and Waivers

5909000 00 Other Expenditures	\$139	\$0	\$0	\$0	#Num!
------------------------------------	-------	-----	-----	-----	-------

Thru: 6/30/2024

<i>Object</i>	<i>Object Name</i>	<i>FY24 YTD</i>	<i>FY24 Budget</i>	<i>FY25 Budget</i>	<i>\$ Change</i>	<i>% Change</i>
	Sum of Scholarships, Student Activities,	\$139	\$0	\$0	\$0	#Num!
	Net Total for Student Occ Therapy Asst	\$139	\$0	\$0	\$0	#Num!

Dept: 10-3090-900705 **Department Name: Young Democratic Socialists Am**

Scholarships, Student Activities, and Waivers

5909000	00 Other Expenditures	\$38	\$0	\$0	\$0	#Num!
	Sum of Scholarships, Student Activities,	\$38	\$0	\$0	\$0	#Num!
	Net Total for Young Democratic Social	\$38	\$0	\$0	\$0	#Num!

Dept: 10-3090-900707 **Department Name: Our Bodies/Our Selves**

Scholarships, Student Activities, and Waivers

5909000	00 Other Expenditures	\$41	\$0	\$0	\$0	#Num!
	Sum of Scholarships, Student Activities,	\$41	\$0	\$0	\$0	#Num!
	Net Total for Our Bodies/Our Selves	\$41	\$0	\$0	\$0	#Num!

Dept: 10-9010-900067 **Department Name: Marengo Community High School**

Scholarships, Student Activities, and Waivers

5902000	10 Scholarships	\$2,473	\$0	\$0	\$0	#Num!
	Sum of Scholarships, Student Activities,	\$2,473	\$0	\$0	\$0	#Num!
	Net Total for Marengo Community Hig	\$2,473	\$0	\$0	\$0	#Num!

Dept: 10-9010-900075 **Department Name: United St Bowling Congress**

Scholarships, Student Activities, and Waivers

5902000	10 Scholarships	\$1,047	\$0	\$0	\$0	#Num!
	Sum of Scholarships, Student Activities,	\$1,047	\$0	\$0	\$0	#Num!
	Net Total for United St Bowling Congr	\$1,047	\$0	\$0	\$0	#Num!

Dept: 10-9010-900078 **Department Name: Follett Educational Foundation**

Scholarships, Student Activities, and Waivers

5902000	10 Scholarships	\$2,017	\$0	\$0	\$0	#Num!
	Sum of Scholarships, Student Activities,	\$2,017	\$0	\$0	\$0	#Num!
	Net Total for Follett Educational Foun	\$2,017	\$0	\$0	\$0	#Num!

Dept: 10-9010-900080 **Department Name: Woodstock Chamber of Commerce**

Scholarships, Student Activities, and Waivers

5902000	10 Scholarships	\$1,125	\$0	\$0	\$0	#Num!
---------	-----------------	---------	-----	-----	-----	-------

Thru: 6/30/2024

<i>Object</i>	<i>Object Name</i>	<i>FY24 YTD</i>	<i>FY24 Budget</i>	<i>FY25 Budget</i>	<i>\$ Change</i>	<i>% Change</i>
	Sum of Scholarships, Student Activities,	\$1,125	\$0	\$0	\$0	#Num!
	Net Total for Woodstock Chamber of C	\$1,125	\$0	\$0	\$0	#Num!

Dept: 10-9010-900097 **Department Name: Lakemoor Dollars For Scholars**

Scholarships, Student Activities, and Waivers

5902000	10 Scholarships	\$3,101	\$0	\$0	\$0	#Num!
	Sum of Scholarships, Student Activities,	\$3,101	\$0	\$0	\$0	#Num!
	Net Total for Lakemoor Dollars For Sc	\$3,101	\$0	\$0	\$0	#Num!

Dept: 10-9010-900137 **Department Name: Scholarship America**

Scholarships, Student Activities, and Waivers

5902000	10 Scholarships	\$2,782	\$0	\$0	\$0	#Num!
	Sum of Scholarships, Student Activities,	\$2,782	\$0	\$0	\$0	#Num!
	Net Total for Scholarship America	\$2,782	\$0	\$0	\$0	#Num!

Dept: 10-9010-900150 **Department Name: Americorp/Natl Service Award**

Scholarships, Student Activities, and Waivers

5902000	10 Scholarships	\$3,371	\$0	\$0	\$0	#Num!
	Sum of Scholarships, Student Activities,	\$3,371	\$0	\$0	\$0	#Num!
	Net Total for Americorp/Natl Service A	\$3,371	\$0	\$0	\$0	#Num!

Dept: 10-9010-900152 **Department Name: Crystal Lk Service League Scho**

Scholarships, Student Activities, and Waivers

5902000	10 Scholarships	\$7,907	\$0	\$0	\$0	#Num!
	Sum of Scholarships, Student Activities,	\$7,907	\$0	\$0	\$0	#Num!
	Net Total for Crystal Lk Service Leagu	\$7,907	\$0	\$0	\$0	#Num!

Dept: 10-9010-900248 **Department Name: Oneida Nation-Oneida Wisconsin**

Scholarships, Student Activities, and Waivers

5902000	10 Scholarships	\$500	\$0	\$0	\$0	#Num!
	Sum of Scholarships, Student Activities,	\$500	\$0	\$0	\$0	#Num!
	Net Total for Oneida Nation-Oneida W	\$500	\$0	\$0	\$0	#Num!

Dept: 10-9010-900255 **Department Name: Crystal Lake CC Scholarship**

Scholarships, Student Activities, and Waivers

5902000	10 Scholarships	\$2,600	\$0	\$0	\$0	#Num!
---------	-----------------	---------	-----	-----	-----	-------

Thru: 6/30/2024

<i>Object</i>	<i>Object Name</i>	<i>FY24 YTD</i>	<i>FY24 Budget</i>	<i>FY25 Budget</i>	<i>\$ Change</i>	<i>% Change</i>
	Sum of Scholarships, Student Activities,	\$2,600	\$0	\$0	\$0	#Num!
	Net Total for Crystal Lake CC Scholars	\$2,600	\$0	\$0	\$0	#Num!

Dept: 10-9010-900268 Department Name: Dist 158 School District

Scholarships, Student Activities, and Waivers

5902000 10	Scholarships	\$2,000	\$0	\$0	\$0	#Num!
	Sum of Scholarships, Student Activities,	\$2,000	\$0	\$0	\$0	#Num!
	Net Total for Dist 158 School District	\$2,000	\$0	\$0	\$0	#Num!

Dept: 10-9010-900331 Department Name: Veterans Book Fund

Scholarships, Student Activities, and Waivers

5902000 10	Scholarships	\$3,255	\$0	\$0	\$0	#Num!
	Sum of Scholarships, Student Activities,	\$3,255	\$0	\$0	\$0	#Num!
	Net Total for Veterans Book Fund	\$3,255	\$0	\$0	\$0	#Num!

Dept: 10-9010-900342 Department Name: School Dist 155 ED Cary Asc

Scholarships, Student Activities, and Waivers

5902000 10	Scholarships	\$1,500	\$0	\$0	\$0	#Num!
	Sum of Scholarships, Student Activities,	\$1,500	\$0	\$0	\$0	#Num!
	Net Total for School Dist 155 ED Cary	\$1,500	\$0	\$0	\$0	#Num!

Dept: 10-9010-900345 Department Name: McHenry Cty Community Found

Scholarships, Student Activities, and Waivers

5902000 10	Scholarships	\$2,369	\$0	\$0	\$0	#Num!
	Sum of Scholarships, Student Activities,	\$2,369	\$0	\$0	\$0	#Num!
	Net Total for McHenry Cty Community	\$2,369	\$0	\$0	\$0	#Num!

Dept: 10-9010-900390 Department Name: Crystal Lake Chamber Commerce

Scholarships, Student Activities, and Waivers

5902000 10	Scholarships	\$500	\$0	\$0	\$0	#Num!
	Sum of Scholarships, Student Activities,	\$500	\$0	\$0	\$0	#Num!
	Net Total for Crystal Lake Chamber Co	\$500	\$0	\$0	\$0	#Num!

Dept: 10-9010-900520 Department Name: Johnsburg Oldtimers Club

Scholarships, Student Activities, and Waivers

5902000 10	Scholarships	\$1,000	\$0	\$0	\$0	#Num!
---------------	--------------	---------	-----	-----	-----	-------

Thru: 6/30/2024

<i>Object</i>	<i>Object Name</i>	<i>FY24 YTD</i>	<i>FY24 Budget</i>	<i>FY25 Budget</i>	<i>\$ Change</i>	<i>% Change</i>
	Sum of Scholarships, Student Activities,	\$1,000	\$0	\$0	\$0	#Num!
	Net Total for Johnsbury Oldtimers Clu	\$1,000	\$0	\$0	\$0	#Num!

Dept: 10-9010-900530 Department Name: Mercyhealth Development Fund

Scholarships, Student Activities, and Waivers

5902000 10	Scholarships	\$2,000	\$0	\$0	\$0	#Num!
	Sum of Scholarships, Student Activities,	\$2,000	\$0	\$0	\$0	#Num!
	Net Total for Mercyhealth Developmen	\$2,000	\$0	\$0	\$0	#Num!

Dept: 10-9010-900535 Department Name: Woodstock CUSD #200

Scholarships, Student Activities, and Waivers

5902000 10	Scholarships	\$3,173	\$0	\$0	\$0	#Num!
	Sum of Scholarships, Student Activities,	\$3,173	\$0	\$0	\$0	#Num!
	Net Total for Woodstock CUSD #200	\$3,173	\$0	\$0	\$0	#Num!

Dept: 10-9010-900543 Department Name: Hunting Retriever Club

Scholarships, Student Activities, and Waivers

5902000 10	Scholarships	\$2,000	\$0	\$0	\$0	#Num!
	Sum of Scholarships, Student Activities,	\$2,000	\$0	\$0	\$0	#Num!
	Net Total for Hunting Retriever Club	\$2,000	\$0	\$0	\$0	#Num!

Dept: 10-9010-900602 Department Name: Arlington Heights Chapter 992

Scholarships, Student Activities, and Waivers

5902000 10	Scholarships	\$650	\$0	\$0	\$0	#Num!
	Sum of Scholarships, Student Activities,	\$650	\$0	\$0	\$0	#Num!
	Net Total for Arlington Heights Chapte	\$650	\$0	\$0	\$0	#Num!

Dept: 10-9010-900610 Department Name: McHenryCommunity HS Activities

Scholarships, Student Activities, and Waivers

5902000 10	Scholarships	\$0	\$0	\$0	\$0	#Num!
	Sum of Scholarships, Student Activities,	\$0	\$0	\$0	\$0	#Num!
	Net Total for McHenryCommunity HS	\$0	\$0	\$0	\$0	#Num!

Dept: 10-9010-900617 Department Name: Harvard Comm Unit SD #50

Scholarships, Student Activities, and Waivers

5902000 10	Scholarships	\$769	\$0	\$0	\$0	#Num!
---------------	--------------	-------	-----	-----	-----	-------

Thru: 6/30/2024

<i>Object</i>	<i>Object Name</i>	<i>FY24 YTD</i>	<i>FY24 Budget</i>	<i>FY25 Budget</i>	<i>\$ Change</i>	<i>% Change</i>
Sum of Scholarships, Student Activities,		\$769	\$0	\$0	\$0	#Num!
Net Total for Harvard Comm Unit SD		\$769	\$0	\$0	\$0	#Num!

Dept: 10-9010-900618 **Department Name: Grand Lodge of IL AF&AM**

Scholarships, Student Activities, and Waivers

5902000	10 Scholarships	\$500	\$0	\$0	\$0	#Num!
Sum of Scholarships, Student Activities,		\$500	\$0	\$0	\$0	#Num!
Net Total for Grand Lodge of IL AF&		\$500	\$0	\$0	\$0	#Num!

Dept: 10-9010-900619 **Department Name: Associated Fire Fighters of IL**

Scholarships, Student Activities, and Waivers

5902000	10 Scholarships	\$1,000	\$0	\$0	\$0	#Num!
Sum of Scholarships, Student Activities,		\$1,000	\$0	\$0	\$0	#Num!
Net Total for Associated Fire Fighters		\$1,000	\$0	\$0	\$0	#Num!

Dept: 10-9010-900623 **Department Name: Cary Grove Lodge #1157**

Scholarships, Student Activities, and Waivers

5902000	10 Scholarships	\$1,000	\$0	\$0	\$0	#Num!
Sum of Scholarships, Student Activities,		\$1,000	\$0	\$0	\$0	#Num!
Net Total for Cary Grove Lodge #1157		\$1,000	\$0	\$0	\$0	#Num!

Dept: 10-9010-900628 **Department Name: Distribution Contractors Assoc**

Scholarships, Student Activities, and Waivers

5902000	10 Scholarships	\$3,333	\$0	\$0	\$0	#Num!
Sum of Scholarships, Student Activities,		\$3,333	\$0	\$0	\$0	#Num!
Net Total for Distribution Contractors		\$3,333	\$0	\$0	\$0	#Num!

Dept: 10-9010-900634 **Department Name: Laborers Intl Union North Amer**

Scholarships, Student Activities, and Waivers

5902000	10 Scholarships	\$1,000	\$0	\$0	\$0	#Num!
Sum of Scholarships, Student Activities,		\$1,000	\$0	\$0	\$0	#Num!
Net Total for Laborers Intl Union Nort		\$1,000	\$0	\$0	\$0	#Num!

Dept: 10-9010-900635 **Department Name: Marjorie M Bringe Trust**

Scholarships, Student Activities, and Waivers

5902000	10 Scholarships	\$3,468	\$0	\$0	\$0	#Num!
---------	-----------------	---------	-----	-----	-----	-------

Thru: 6/30/2024

<i>Object</i>	<i>Object Name</i>	<i>FY24 YTD</i>	<i>FY24 Budget</i>	<i>FY25 Budget</i>	<i>\$ Change</i>	<i>% Change</i>
	Sum of Scholarships, Student Activities,	\$3,468	\$0	\$0	\$0	#Num!
	<i>Net Total for Marjorie M Bringe Trust</i>	\$3,468	\$0	\$0	\$0	#Num!
<i>Dept: 10-9010-900636 Department Name: Loretta K Vogt Trust</i>						
	Scholarships, Student Activities, and Waivers					
5902000 10	Scholarships	\$0	\$0	\$0	\$0	#Num!
	Sum of Scholarships, Student Activities,	\$0	\$0	\$0	\$0	#Num!
	<i>Net Total for Loretta K Vogt Trust</i>	\$0	\$0	\$0	\$0	#Num!
Net Surplus/(Deficit) of Trust & Agency		\$7,985	\$0	\$0	\$0	N/A

Thru: 6/30/2024

<i>Object</i>	<i>Object Name</i>	<i>FY24 YTD</i>	<i>FY24 Budget</i>	<i>FY25 Budget</i>	<i>\$ Change</i>	<i>% Change</i>
Fund 11 Audit						
<i>Dept: 11-0000-000000 Department Name: General</i>						
Local Governmental Sources						
4101001 05	Real Estate Taxes	\$75,045	\$75,000	\$90,000	\$15,000	20.00%
Sum of Local Governmental Sources		\$75,045	\$75,000	\$90,000	\$15,000	20.00%
Net Total for General		\$75,045	\$75,000	\$90,000	\$15,000	20.00%
<i>Dept: 11-8020-501034 Department Name: Audit Services</i>						
Outsourced & Contractual Services						
5301000 00	Audit Services	\$89,730	\$85,000	\$86,750	\$1,750	2.06%
Sum of Outsourced & Contractual Servi		\$89,730	\$85,000	\$86,750	\$1,750	2.06%
Net Total for Audit Services		\$89,730	\$85,000	\$86,750	\$1,750	2.06%
Net Surplus/(Deficit) of Audit		(\$14,685)	(\$10,000)	\$3,250	\$13,250	-132.50%

Thru: 6/30/2024

<i>Object</i>	<i>Object Name</i>	<i>FY24 YTD</i>	<i>FY24 Budget</i>	<i>FY25 Budget</i>	<i>\$ Change</i>	<i>% Change</i>
Fund 12 Liability, Protection & Settlement						
<i>Dept: 12-0000-000000 Department Name: General</i>						
Local Governmental Sources						
4101001	10 Real Estate Taxes-Tort	\$692,540	\$692,444	\$692,444	\$0	0.00%
4101001	15 Real Estate Taxes-Ss	\$9,981	\$10,000	\$10,000	\$0	0.00%
Sum of Local Governmental Sources		\$702,521	\$702,444	\$702,444	\$0	0.00%
Investment Revenue						
4709000	06 Change in Fair Value of Invest	\$148,559	\$5,101	\$11,391	\$6,290	123.31%
4709000	07 Investment Transaction Fees	(\$2,325)	(\$305)	(\$572)	(\$267)	87.54%
Sum of Investment Revenue		\$146,234	\$4,796	\$10,819	\$6,023	125.58%
Net Total for General		\$848,754	\$707,240	\$713,263	\$6,023	0.85%
<i>Dept: 12-8060-501038 Department Name: Insurance</i>						
Fringe Benefits						
5202000	00 Workers Compensation Insurance	\$169,581	\$182,028	\$183,400	\$1,372	0.75%
5204000	00 Unemployment Insurance	\$4,241	\$50,000	\$50,000	\$0	0.00%
5205000	00 Medicare	\$476,782	\$337,931	\$337,931	\$0	0.00%
5206000	00 FICA - Social Security	\$51,658	\$30,000	\$30,000	\$0	0.00%
Sum of Fringe Benefits		\$702,263	\$599,959	\$601,331	\$1,372	0.23%
Fixed Charges, Rental, Property Insurance, and Debt Retirement						
5609000	60 General Insurance	\$122,809	\$187,027	\$117,860	(\$69,167)	-36.98%
Sum of Fixed Charges, Rental, Property		\$122,809	\$187,027	\$117,860	(\$69,167)	-36.98%
Net Total for Insurance		\$825,072	\$786,986	\$719,191	(\$67,795)	-8.61%
Net Surplus/(Deficit) of Liability, Protecti						
		\$23,683	(\$79,746)	(\$5,928)	\$73,818	-92.57%

Thru: 6/30/2024

Object	Object Name	FY24 YTD	FY24 Budget	FY25 Budget	\$ Change	% Change
--------	-------------	----------	-------------	-------------	-----------	----------

Fund 17 OPEB Liability**Dept: 17-0000-000000 Department Name: General****Other Revenue**

4909000	95 CIP Pass Through Revenue	(\$3,718,342)	\$1,500,000	\$1,500,000	\$0	0.00%
Sum of Other Revenue		(\$3,718,342)	\$1,500,000	\$1,500,000	\$0	0.00%

Interfund Transfer In

7202002	00 Transfer - In	\$250,000	\$0	\$0	\$0	#Num!
Sum of Interfund Transfer In		\$250,000	\$0	\$0	\$0	#Num!

Net Total for General		(\$3,468,342)	\$1,500,000	\$1,500,000	\$0	0.00%
------------------------------	--	---------------	-------------	-------------	-----	-------

Dept: 17-1010-000000 Department Name: General**Fringe Benefits**

5209000	56 College Insurance Program Exp	(\$1,930,191)	\$90,297	\$90,297	\$0	0.00%
5299900	95 State Allocated CIP	(\$1,930,191)	\$90,297	\$90,297	\$0	0.00%
Sum of Fringe Benefits		(\$3,860,382)	\$180,594	\$180,594	\$0	0.00%

Net Total for General		(\$3,860,382)	\$180,594	\$180,594	\$0	0.00%
------------------------------	--	---------------	-----------	-----------	-----	-------

Dept: 17-2010-000000 Department Name: General**Fringe Benefits**

5209000	56 College Insurance Program Exp	(\$318,662)	\$74,013	\$74,013	\$0	0.00%
5299900	95 State Allocated CIP	(\$318,662)	\$74,013	\$74,013	\$0	0.00%
Sum of Fringe Benefits		(\$637,324)	\$148,026	\$148,026	\$0	0.00%

Net Total for General		(\$637,324)	\$148,026	\$148,026	\$0	0.00%
------------------------------	--	-------------	-----------	-----------	-----	-------

Dept: 17-3010-000000 Department Name: General**Fringe Benefits**

5209000	56 College Insurance Program Exp	(\$366,629)	\$315,673	\$315,673	\$0	0.00%
5299900	95 State Allocated CIP	(\$366,629)	\$315,673	\$315,673	\$0	0.00%
Sum of Fringe Benefits		(\$733,257)	\$631,346	\$631,346	\$0	0.00%

Net Total for General		(\$733,257)	\$631,346	\$631,346	\$0	0.00%
------------------------------	--	-------------	-----------	-----------	-----	-------

Dept: 17-4010-000000 Department Name: General**Fringe Benefits**

5209000	56 College Insurance Program Exp	(\$116,384)	\$776,361	\$776,361	\$0	0.00%
5299900	95 State Allocated CIP	(\$116,384)	\$776,361	\$776,361	\$0	0.00%

Thru: 6/30/2024

<i>Object</i>	<i>Object Name</i>	<i>FY24 YTD</i>	<i>FY24 Budget</i>	<i>FY25 Budget</i>	<i>\$ Change</i>	<i>% Change</i>
Sum of Fringe Benefits		(\$232,768)	\$1,552,722	\$1,552,722	\$0	0.00%
Net Total for General		(\$232,768)	\$1,552,722	\$1,552,722	\$0	0.00%

Dept: 17-6010-000000 **Department Name: General**

Fringe Benefits

5209000	56	College Insurance Program Exp	(\$191,495)	\$30,170	\$30,170	\$0	0.00%
5299900	95	State Allocated CIP	(\$191,495)	\$30,170	\$30,170	\$0	0.00%
Sum of Fringe Benefits			(\$382,989)	\$60,340	\$60,340	\$0	0.00%
Net Total for General			(\$382,989)	\$60,340	\$60,340	\$0	0.00%

Dept: 17-7010-000000 **Department Name: General**

Fringe Benefits

5209000	56	College Insurance Program Exp	(\$76,598)	\$60,534	\$60,534	\$0	0.00%
5299900	95	State Allocated CIP	(\$76,598)	\$60,534	\$60,534	\$0	0.00%
Sum of Fringe Benefits			(\$153,196)	\$121,068	\$121,068	\$0	0.00%
Net Total for General			(\$153,196)	\$121,068	\$121,068	\$0	0.00%

Dept: 17-8010-000000 **Department Name: General**

Fringe Benefits

5209000	56	College Insurance Program Exp	(\$709,460)	\$3,642	\$3,642	\$0	0.00%
5299900	95	State Allocated CIP	(\$709,460)	\$3,642	\$3,642	\$0	0.00%
Sum of Fringe Benefits			(\$1,418,919)	\$7,284	\$7,284	\$0	0.00%
Net Total for General			(\$1,418,919)	\$7,284	\$7,284	\$0	0.00%

Dept: 17-9010-000000 **Department Name: General**

Fringe Benefits

5209000	56	College Insurance Program Exp	(\$8,924)	\$149,309	\$149,309	\$0	0.00%
5299900	95	State Allocated CIP	(\$8,924)	\$149,309	\$149,309	\$0	0.00%
Sum of Fringe Benefits			(\$17,848)	\$298,618	\$298,618	\$0	0.00%
Net Total for General			(\$17,848)	\$298,618	\$298,618	\$0	0.00%

Net Surplus/(Deficit) of OPEB Liability		\$3,968,342	(\$1,499,998)	(\$1,499,998)	\$0	0.00%
--	--	-------------	---------------	---------------	-----	-------

Thru: 6/30/2024

<i>Object</i>	<i>Object Name</i>	<i>FY24 YTD</i>	<i>FY24 Budget</i>	<i>FY25 Budget</i>	<i>\$ Change</i>	<i>% Change</i>
	Net Education Fund Surplus/(Deficit)	\$14,244,844	(\$2,451,305)	(\$18,879,363)	(\$16,428,059)	670.2%

FY 2025

Budget Changes

Tentative to Final

This page left blank intentionally

Changes From Tentative Budget

Fund Name

FY	Dept Code	Dept Name			
Full GL Code	Object Name	Tentative	Final	Change	
Education					
2025	01-0000-000000	General			
	01-0000-000000-4201000-05	Iccb Ivg/Ing Shortfall Grant	(\$107,614.00)	(\$82,330.00)	\$25,284.00
	01-0000-000000-4201001-00	Base Operating Grants	(\$4,335,995.00)	(\$4,818,606.00)	(\$482,611.00)
	01-0000-000000-4201002-00	Equalization Grant	\$0.00	(\$8,128,930.00)	(\$8,128,930.00)
	Net Change to General		(\$4,443,609.00)	(\$13,029,866.00)	(\$8,586,257.00)
2025	01-1030-102024	Fire Science			
	01-1030-102024-5409000-00	Other Materials & Supplies	\$150.00	\$3,150.00	\$3,000.00
	01-1030-102024-5501000-05	Meeting Expense In-District	\$600.00	\$1,600.00	\$1,000.00
	Net Change to Fire Science		\$750.00	\$4,750.00	\$4,000.00
2025	01-1030-102044	College & Career Readiness			
	01-1030-102044-5103001-10	FT Stipends Fall Spring Sum	\$0.00	\$110,000.00	\$110,000.00
	01-1030-102044-5103002-15	PT Stipends Fall Sprg Sum	\$101,194.00	\$30,000.00	(\$71,194.00)
	Net Change to College & Career Readines		\$101,194.00	\$140,000.00	\$38,806.00
2025	01-1040-103020	Occ. Therapy			
	01-1040-103020-5309000-15	Background Checks	\$2,400.00	\$4,800.00	\$2,400.00
	01-1040-103020-5309000-20	Other Contractual Services	\$900.00	\$1,800.00	\$900.00
	01-1040-103020-5401001-00	Office Supplies	\$0.00	\$500.00	\$500.00
	01-1040-103020-5401002-35	Supplies - General	\$0.00	\$2,500.00	\$2,500.00
	01-1040-103020-5401009-05	Supplies MCC Store	\$0.00	\$1,000.00	\$1,000.00
	01-1040-103020-5402000-00	Printing	\$0.00	\$200.00	\$200.00
	01-1040-103020-5404001-00	Audio/Visual Materials	\$0.00	\$200.00	\$200.00
	01-1040-103020-5404002-00	Computer Software	\$0.00	\$200.00	\$200.00
	01-1040-103020-5406000-00	Publications & Dues	\$0.00	\$5,800.00	\$5,800.00
	01-1040-103020-5502000-05	In District Travel	\$0.00	\$500.00	\$500.00
	01-1040-103020-5502000-10	Out of District Travel	\$0.00	\$500.00	\$500.00
	01-1040-103020-5509000-15	Other Conf & Mtg Exp	\$0.00	\$200.00	\$200.00
	Net Change to Occ. Therapy		\$3,300.00	\$18,200.00	\$14,900.00
2025	01-2010-202010	Library			
	01-2010-202010-5406000-00	Publications & Dues	\$115,000.00	\$112,000.00	(\$3,000.00)
	01-2010-202010-5407000-00	Advertising	\$0.00	\$1,000.00	\$1,000.00
	01-2010-202010-5501000-05	Meeting Expense In-District	\$200.00	\$1,200.00	\$1,000.00
	Net Change to Library		\$115,200.00	\$114,200.00	(\$1,000.00)
2025	01-2020-201025	Learning Support Services			
	01-2020-201025-5103002-05	PT Instructional Other	\$206,139.00	\$261,139.00	\$55,000.00
	Net Change to Learning Support Services		\$206,139.00	\$261,139.00	\$55,000.00
2025	01-2080-201010	Academic Affairs & Wkforce			
	01-2080-201010-5103001-10	FT Stipends Fall Spring Sum	\$0.00	\$30,000.00	\$30,000.00
	Net Change to Academic Affairs & Wkforc		\$0.00	\$30,000.00	\$30,000.00
2025	01-2080-201012	AVP of Academic Affairs			
	01-2080-201012-5401001-00	Office Supplies	\$0.00	\$2,000.00	\$2,000.00
	01-2080-201012-5501000-05	Meeting Expense In-District	\$0.00	\$2,000.00	\$2,000.00

Fund Name					
FY	Dept Code	Dept Name			
	Full GL Code	Object Name	Tentative	Final	Change
		Net Change to AVP of Academic Affairs	\$0.00	\$4,000.00	\$4,000.00
2025	01-3020-302015	Registration & Records			
	01-3020-302015-5304000-10	Contract Maintenance Servic	\$0.00	\$4,500.00	\$4,500.00
	01-3020-302015-5309000-20	Other Contractual Services	\$0.00	\$32,500.00	\$32,500.00
	01-3020-302015-5401001-00	Office Supplies	\$0.00	\$2,700.00	\$2,700.00
	01-3020-302015-5401009-05	Supplies MCC Store	\$0.00	\$315.00	\$315.00
	01-3020-302015-5402000-00	Printing	\$0.00	\$25.00	\$25.00
	01-3020-302015-5404002-00	Computer Software	\$0.00	\$226.00	\$226.00
	01-3020-302015-5406000-00	Publications & Dues	\$0.00	\$2,036.00	\$2,036.00
	01-3020-302015-5502000-10	Out of District Travel	\$0.00	\$2,200.00	\$2,200.00
	01-3020-302015-5509000-15	Other Conf & Mtg Exp	\$0.00	\$440.00	\$440.00
		Net Change to Registration & Records	\$0.00	\$44,942.00	\$44,942.00
2025	01-3020-303070	Student Engagement & Suppo			
	01-3020-303070-5502000-10	Out of District Travel	\$0.00	\$1,000.00	\$1,000.00
		Net Change to Student Engagement & Sup	\$0.00	\$1,000.00	\$1,000.00
2025	01-3090-303043	Student Advocacy			
	01-3090-303043-5101001-00	FT Administrative Staff	\$75,000.00	\$0.00	(\$75,000.00)
	01-3090-303043-5102001-00	FT Prof/Tech Staff	\$100,770.00	\$60,770.00	(\$40,000.00)
	01-3090-303043-5502000-10	Out of District Travel	\$0.00	\$500.00	\$500.00
	01-3090-303043-5509000-15	Other Conf & Mtg Exp	\$1,000.00	\$500.00	(\$500.00)
		Net Change to Student Advocacy	\$176,770.00	\$61,770.00	(\$115,000.00)
2025	01-4010-401012	Adult Education			
	01-4010-401012-5309000-20	Other Contractual Services	\$20,000.00	\$30,000.00	\$10,000.00
		Net Change to Adult Education	\$20,000.00	\$30,000.00	\$10,000.00
2025	01-8020-502015	Business Office			
	01-8020-502015-5309000-20	Other Contractual Services	\$20,000.00	\$35,000.00	\$15,000.00
		Net Change to Business Office	\$20,000.00	\$35,000.00	\$15,000.00
2025	01-8060-501016	General Institutional Exp			
	01-8060-501016-5101001-00	FT Administrative Staff	\$0.00	\$93,771.00	\$93,771.00
	01-8060-501016-5102001-00	FT Prof/Tech Staff	\$0.00	\$551,803.00	\$551,803.00
	01-8060-501016-5106002-00	PT Clerical Staff	\$0.00	\$180,328.00	\$180,328.00
	01-8060-501016-5501000-05	Meeting Expense In-District	\$5,000.00	\$25,000.00	\$20,000.00
	01-8060-501016-5609000-60	General Insurance	\$162,046.00	\$232,486.00	\$70,440.00
	01-8060-501016-7102000-10	Transfer To Aux Fund	\$670,000.00	\$730,000.00	\$60,000.00
	01-8060-501016-7102000-30	Transfer to fund	\$300,000.00	\$10,329,267.00	\$10,029,267.00
		Net Change to General Institutional Exp	\$1,137,046.00	\$12,142,655.00	\$11,005,609.00
2025	01-8080-504015	DevOps Services			
	01-8080-504015-5304000-10	Contract Maintenance Servic	\$424,675.00	\$464,675.00	\$40,000.00
		Net Change to DevOps Services	\$424,675.00	\$464,675.00	\$40,000.00

Fund Name					
FY	Dept Code	Dept Name			
	Full GL Code	Object Name	Tentative	Final	Change
Operations and Maintenance					
2025	02-0000-000000	General			
	02-0000-000000-4201001-00	Base Operating Grants	(\$1,222,973.00)	(\$1,359,094.00)	(\$136,121.00)
		Net Change to General	(\$1,222,973.00)	(\$1,359,094.00)	(\$136,121.00)

Fund Name					
FY	Dept Code	Dept Name			
	Full GL Code	Object Name	Tentative	Final	Change
Operations and Maintenance Restricted					
2025	03-0000-000000	General			
	03-0000-000000-7202002-		\$0.00	(\$550,000.00)	(\$550,000.00)
	03-0000-000000-7202002-00	Transfer - In	(\$1,615,372.00)	(\$9,779,267.00)	(\$8,163,895.00)
	Net Change to General		(\$1,615,372.00)	(\$10,329,267.00)	(\$8,713,895.00)
2025	03-8020-501030	Replacement Reserv			
	03-8020-501030-5809000-00	Other Capital Outlay	\$1,437,500.00	\$5,181,858.00	\$3,744,358.00
	03-8020-501030-5809000-60	Building Improvements	\$0.00	\$9,479,267.00	\$9,479,267.00
	Net Change to Replacement Reserv		\$1,437,500.00	\$14,661,125.00	\$13,223,625.00

Fund Name					
FY	Dept Code	Dept Name			
	Full GL Code	Object Name	Tentative	Final	Change
Auxiliary					
2025	05-0000-000000	General			
	05-0000-000000-7202000-05	Transfers	(\$670,000.00)	(\$730,000.00)	(\$60,000.00)
		Net Change to General	(\$670,000.00)	(\$730,000.00)	(\$60,000.00)
2025	05-6010-603010	Food Service Admin			
	05-6010-603010-5106002-20	PT Service Staff	\$136,140.00	\$196,140.00	\$60,000.00
		Net Change to Food Service Admin	\$136,140.00	\$196,140.00	\$60,000.00
2025	05-6040-605010	Athletics			
	05-6040-605010-5103001-10	FT Stipends Fall Spring Sum	\$0.00	\$14,056.00	\$14,056.00
	05-6040-605010-5103002-15	PT Stipends Fall Sprg Sum	\$117,760.00	\$134,400.00	\$16,640.00
		Net Change to Athletics	\$117,760.00	\$148,456.00	\$30,696.00
2025	05-6080-601005	University Center			
	05-6080-601005-5502000-05	In District Travel	\$0.00	\$1,500.00	\$1,500.00
		Net Change to University Center	\$0.00	\$1,500.00	\$1,500.00

Fund Name					
FY	Dept Code	Dept Name			
	Full GL Code	Object Name	Tentative	Final	Change
Working Cash					
2025	07-0000-000000	General			
	07-0000-000000-7102001-00	Transfer-out	\$1,315,372.00	\$0.00	(\$1,315,372.00)
		Net Change to General	\$1,315,372.00	\$0.00	(\$1,315,372.00)

Fund Name					
FY	Dept Code	Dept Name			
	Full GL Code	Object Name	Tentative	Final	Change
Liability, Protection & Settlement					
2025	12-8060-501038	Insurance			
	12-8060-501038-5202000-00	Workers Compensation Insu	\$182,028.00	\$183,400.00	\$1,372.00
	12-8060-501038-5609000-60	General Insurance	\$187,027.00	\$117,860.00	(\$69,167.00)
	Net Change to Insurance		\$369,055.00	\$301,260.00	(\$67,795.00)

Fund Name					
FY	Dept Code	Dept Name			
Full GL Code		Object Name	Tentative	Final	Change
Grand Total All Funds			(\$2,371,053.00)	\$3,212,585.00	\$5,583,638.00

Budget Changes By Classification - All Funds Combined

Breakout of Departmental Changes By Fund

GroupName	Fund 01	Fund 02	Fund 03	Fund 05	Fund 07	Fund 12	Total
Revenue*	\$ 8,586,257.00	\$ 136,121.00	\$ -	\$ -	\$ -	\$ -	\$ 8,722,378.00
Salaries	\$ 834,708.00	\$ -	\$ -	\$ 90,696.00	\$ -	\$ -	\$ 925,404.00
Employee Benefits	\$ -	\$ -	\$ -	\$ -	\$ -	\$ 1,372.00	\$ 1,372.00
Contractual Services	\$ 105,300.00	\$ -	\$ -	\$ -	\$ -	\$ -	\$ 105,300.00
Supplies	\$ 18,702.00	\$ -	\$ -	\$ -	\$ -	\$ -	\$ 18,702.00
Travel	\$ 28,840.00	\$ -	\$ -	\$ 1,500.00	\$ -	\$ -	\$ 30,340.00
Fixed Charges	\$ 70,440.00	\$ -	\$ -	\$ -	\$ -	\$ (69,167.00)	\$ 1,273.00
Utilities	\$ -	\$ -	\$ -	\$ -	\$ -	\$ -	\$ -
Capital Outlay**	\$ -	\$ -	\$ 13,223,625.00	\$ -	\$ -	\$ -	\$ 13,223,625.00
Other	\$ -	\$ -	\$ -	\$ -	\$ -	\$ -	\$ -
Contingency	\$ -	\$ -	\$ -	\$ -	\$ -	\$ -	\$ -
Interfund Transfer Out*** (negative means reversal of budget amount)	\$ 10,089,267.00	\$ -	\$ -	\$ -	\$ (1,315,372.00)	\$ -	\$ 8,773,895.00
Interfund Transfer In*** (negative means funds being received)	\$ -	\$ -	\$ (8,713,895.00)	\$ (60,000.00)	\$ -	\$ -	\$ (8,773,895.00)
Net Add/(Reduction) Due to Budget Changes	\$ (2,561,000.00)	\$ 136,121.00	\$ (4,509,730.00)	\$ (32,196.00)	\$ (1,315,372.00)	\$ 67,795.00	\$ (5,583,638.00)

***Revenue**

Base Operating Grants
 Equalization Grant
 ING/IVG Grant (slight decrease from original estimate)

*These three changes are a result of the announced allocations from the state that were not available at the time of release for the tentative budget

****Capital**

Phase I Library
 Fire Tower
 Backfill D&E Buildings

**All three of these are capital projects the Board has supported with the FY24 transfer
 The funds are available in Fund 03 already to cover these particular projects
 Funds being transferred in to cover projects are all pending Board approval

*****Transfers**

Transfer Out
 Transfer In

***Fund 01 (out) and Fund 03 (In) for proposed capital projects under Equalization Grants and pending Board approval.
 Fund 01 (Out) and Fund 05 (In) for two part time employees extending hours
 Fund 03 (In) and Fund 07 (Out) was removed from FY2025 budget due to May 2025 approval and completed transfer

FY25: Tentative Budget to Final Budget Changes (All Funds Combined)

<i>Object Group</i>	<i>FY25 Tentative</i>	<i>FY25 Final</i>	<i>\$ Change</i>	<i>% Change</i>
Beginning Fund Balance	\$34,366,699	\$34,366,699		
Revenue				
Local Governmental Sources	\$29,478,154	\$29,478,154	\$0	0.0%
State Governmental Sources	\$30,934,078	\$39,656,456	\$8,722,378	28.2%
Federal Governmental Sources	\$6,133,808	\$6,133,808	\$0	0.0%
Student Tuition & Fees	\$16,531,611	\$16,531,611	\$0	0.0%
Sales & Service Fees	\$3,327,460	\$3,327,460	\$0	0.0%
Facilities Revenue	\$43,966	\$43,966	\$0	0.0%
Investment Revenue	\$694,188	\$694,188	\$0	0.0%
Nongovernmental Gifts	\$6,063,733	\$6,063,733	\$0	0.0%
Other Revenue	\$37,429,941	\$37,429,941	\$0	0.0%
Sum of all Revenue	\$130,636,939	\$139,359,317	\$8,722,378	6.7%
Expenditure				
Salaries	\$34,546,449	\$35,471,853	\$925,404	2.7%
Fringe Benefits	\$36,807,841	\$36,809,213	\$1,372	0.0%
Outsourced & Contractual Services	\$6,589,530	\$6,694,830	\$105,300	1.6%
Maintenance, Memberships, and Pr	\$5,348,071	\$5,366,773	\$18,702	0.3%
Travel, Meeting, Professional Devel	\$633,351	\$663,691	\$30,340	4.8%
Fixed Charges, Rental, Property In	\$2,455,059	\$2,456,332	\$1,273	0.1%
Utilities	\$1,190,363	\$1,190,363	\$0	0.0%
Capital Outlay	\$44,999,121	\$58,222,746	\$13,223,625	29.4%
Scholarships, Student Activities, an	\$10,712,879	\$10,712,879	\$0	0.0%
Sum of all Expenditures	\$143,282,664	\$157,588,680	\$14,306,016	10.0%
Contingency				
Contingency	\$100,000	\$100,000	\$0	0.0%
Sum of all Contingency	\$100,000	\$100,000	\$0	N/A
Transfers				
Interfund Transfer Out	\$2,285,372	\$11,059,267	\$8,773,895	383.9%
Interfund Transfer In	(\$2,285,372)	(\$11,059,267)	(\$8,773,895)	383.9%
Sum of all Transfers	\$0	\$0	\$0	N/A
Surplus/(Deficit)	(\$12,745,725)	(\$18,329,363)		
Estimated Ending Fund Balance	\$21,620,974	\$16,037,336		

Total of Op Funds (01 & 02)	(\$12,745,725)	(\$18,329,363)	(\$5,583,638)
--	----------------	----------------	---------------

FY25: Tentative Budget to Final Budget Changes (Op Funds Only)

<i>Object Group</i>	<i>FY25 Tentative</i>	<i>FY25 Final</i>	<i>\$ Change</i>	<i>% Change</i>
Beginning Fund Balance	\$34,366,699	\$34,366,699		
Revenue				
Local Governmental Sources	\$28,685,710	\$28,685,710	\$0	0.0%
State Governmental Sources	\$6,016,582	\$14,738,960	\$8,722,378	145.0%
Student Tuition & Fees	\$14,850,663	\$14,850,663	\$0	0.0%
Sales & Service Fees	\$193,500	\$193,500	\$0	0.0%
Facilities Revenue	\$18,966	\$18,966	\$0	0.0%
Investment Revenue	\$455,235	\$455,235	\$0	0.0%
Nongovernmental Gifts	\$11,000	\$11,000	\$0	0.0%
Other Revenue	\$28,678,822	\$28,678,822	\$0	0.0%
Sum of all Revenue	\$78,910,478	\$87,632,856	\$8,722,378	11.1%
Expenditure				
Salaries	\$30,579,077	\$31,413,785	\$834,708	2.7%
Fringe Benefits	\$32,696,832	\$32,696,832	\$0	0.0%
Outsourced & Contractual Services	\$5,294,268	\$5,399,568	\$105,300	2.0%
Maintenance, Memberships, and Pr	\$3,657,584	\$3,676,286	\$18,702	0.5%
Travel, Meeting, Professional Devel	\$448,683	\$477,523	\$28,840	6.4%
Fixed Charges, Rental, Property In	\$1,625,432	\$1,695,872	\$70,440	4.3%
Utilities	\$1,189,280	\$1,189,280	\$0	0.0%
Capital Outlay	\$1,903,605	\$1,903,605	\$0	0.0%
Scholarships, Student Activities, an	\$969,900	\$969,900	\$0	0.0%
Sum of all Expenditures	\$78,364,661	\$79,422,651	\$1,057,990	1.4%
Contingency				
Contingency	\$100,000	\$100,000	\$0	0.0%
Sum of all Contingency	\$100,000	\$100,000	\$0	N/A
Transfers				
Interfund Transfer Out	\$970,000	\$11,059,267	\$10,089,267	1040.1%
Sum of all Transfers	\$970,000	\$11,059,267	\$10,089,267	1040.1%
Surplus/(Deficit)	(\$524,183)	(\$2,949,062)		
Estimated Ending Fund Balance	\$33,842,516	\$31,417,637		

Total of Op Funds (01 & 02)

(\$524,183)

(\$2,949,062)

(\$2,424,879)

This page left blank intentionally

Glossary

This page left blank intentionally

**McHENRY COUNTY COLLEGE
COMMUNITY COLLEGE DISTRICT NUMBER 528**

GLOSSARY OF TERMS

ACADEMIC SUPPORT. (See FUNCTION).

ACADEMIC TERM. An academic term is any period of time in which course work is offered by the institution and for which students seek enrollment. The term may include a regular session or a special session. The College uses the semester system, which consists of the summer, fall, and spring semesters.

ACCOUNT NUMBER. An account number is a defined code for recording and summarizing financial transactions.

ACCOUNTING PERIOD. The accounting period is a period at the end of which and for which financial statements are prepared.

ACCRUAL BASIS. Accrual basis accounting is an accounting system that records revenues when earned and expenditures when a fund liability is created, regardless of the accounting period in which cash payment is actually made. An encumbrance system may be used in conjunction with an accrual basis accounting system.

ACCRUED EXPENDITURES. Accrued expenditures are those expenditures which have been incurred and have not been paid as of a given date.

ACCRUED INTEREST. Accrued interest is interest earned between interest dates but not yet paid.

ACCRUED LIABILITIES. Accrued liabilities are those amounts owed but not yet paid as of a given date.

ACCRUED REVENUE. Accrued revenue is revenue earned and not yet collected regardless of whether due or not.

APPROPRIATION. An appropriation is an authorization that enables the College to make expenditures and incur obligations for a specific purpose.

ASSESSED VALUATION. The assessed valuation is the value on each unit of property for which a prescribed amount must be paid as property taxes.

ASSETS. The entire property owned by the College.

AUDIT. An audit is an examination of the financial records of the College to obtain reasonable assurance that the financial statements prepared by the College are free of material misstatement. An audit includes examining, on a test basis, evidence supporting the amounts and disclosures in the financial statements. It further includes an assessment of the accounting principles and procedures used and of the significant financial estimates made by management.

AUDIT FUND. (See FUND).

AUXILIARY ENTERPRISES FUND. (See FUND).

BALANCED BUDGET. The budget is balanced if revenues equal expenditures.

BOND. A bond is a written promise to pay a specific sum of money, called the face value or principal amount, at a specified date or dates in the future, called the maturity date, and with periodic interest payments at a rate specified in the bond. A bond is generally issued for a specific purpose or project, such as construction of a new facility.

BOND AND INTEREST FUND. (See FUND).

BONDED DEBT. Bonded debt is the part of the College debt which is covered by outstanding bonds.

BUDGET. The budget is a controlled plan to be used in implementing the philosophy and the objectives of the College. Its development should involve maximum participation, and therefore, the aims and objectives of the College should be reflected at each level. The budget is a legal document once it has been approved by the Board.

BUILDINGS. Facilities permanently affixed to the land, including their associated heating and air conditioning systems, electrical and sound systems, plumbing and sewer systems, elevators, and other fixed equipment.

CAPITAL OUTLAY. (See OBJECT).

CASH. Cash is money or its equivalent, usually ready money. Money in hand, either in currency, coin, or other legal tender, or in bank bills or checks paid and received, deposits and NOW accounts, bank notes or sight drafts, bank's certificates of deposits, municipal orders, warrants, or scrip.

CHART OF ACCOUNTS. A chart of accounts is a list of all accounts generally used in an accounting system. In addition to account title, the chart includes an account number which has been assigned to each account. Accounts in the chart are arranged with accounts of a similar nature; for example, assets and liabilities.

CONFERENCE AND MEETING. (See OBJECT).

CONTINGENCY. (See OBJECT).

CONTINGENT LIABILITIES. Liabilities which are not now fixed and absolute but which will become so in case of the occurrence of some future and uncertain event.

CONTRACTUAL SERVICES. (See OBJECT).

CORPORATE PERSONAL PROPERTY REPLACEMENT TAX. The corporate personal property replacement tax is collected by the Illinois Department of Revenue as a replacement for the personal property tax.

COST BENEFIT. Cost benefit analyses are those studies which provide the means for comparing the resources to be allocated to a specific program with the results likely to be obtained from it, or analyses which provide the means for comparing the results likely to be obtained from the allocation of certain resources toward the achievement of alternate or competing objectives.

COST EFFECTIVENESS. Cost effectiveness refers to the extent to which resources allocated to a specific objective under each of several alternatives actually contribute to accomplishing that objective.

COURSE. A course is the official educational unit within the instructional programs dealing with a particular subject consisting of instructional periods and one or more delivery systems. Courses are generally classified by the discipline they belong to and the level of instruction.

COURSE CREDIT. Course credit is the number of credits that will be earned by the student for successful completion of a course.

CREDIT HOUR GRANT. Credit hour grants are received for courses for each credit hour or equivalent for students who were certified as being in attendance at midterm of the semester during the fiscal year. There are no special restrictions on the use of these funds.

CURRENT ASSETS. Current assets are cash or anything that can be readily converted into cash.

CURRENT EXPENDITURES. Current expenditures are any expenditure except for capital outlay and debt service. They include total charges incurred, whether paid or unpaid.

CURRENT LIABILITIES. Current liabilities are debts which are payable within a short period of time, usually no longer than one year.

DEBT SERVICE. Debt service includes expenditures for the retirement of debt and expenditures for interest on debt, except principal and interest on current loans, which are loans payable in the same fiscal year in which the money was borrowed.

DEBT SERVICE FUND. The Debt Service Fund is used to account for the accumulation of resources for and the payment of general long term debt principal, interest, and related costs. The Bond and Interest Fund is the Debt Service Fund of the College.

DEFERRED CHARGES. Deferred charges include expenditures which are not chargeable to the fiscal year in which they are made, but are carried over on the asset side of the balance sheet pending amortization or other disposition. Deferred charges differ from prepaid expenditures in that they usually extend over a long period of time and may or may not be regularly recurring costs of operation.

DEFERRED REVENUES. Deferred revenues are those monies or entitlements which have been recognized as revenues but have not been received and are therefore not available for use.

DEFICIT. A deficit is a shortfall of revenues and transfers in under expenditures and transfers out.

DIRECT COSTS. Direct costs are those elements of cost which can be easily, obviously, and conveniently identified with specific programs or activities, as distinguished from those costs incurred for several different activities or programs and whose elements are not readily identified with specific activities.

DISBURSEMENTS. Disbursements are the actual payments of cash by the College.

DOUBLE ENTRY ACCOUNTING. Double entry accounting is an accounting system that requires for every entry made to the debit side of an account or accounts there must be an equal entry to the credit side of an account or accounts.

EDUCATION FUND. (See FUND).

EMPLOYEE BENEFITS. (See OBJECT).

ENCUMBRANCES. Encumbrances are anticipated or actual liabilities provided for by appropriation which is recognized when a contract, purchase order, or salary commitment is made. It reduces the appropriation to avoid expenditure of funds needed to pay anticipated liabilities or expenditures.

EQUALIZATION GRANT. The equalization grant attempts to reduce the disparity in local funds available per student among districts. Equalized assessed valuations, full time equivalent students, corporate personal property replacement tax revenue, fixed costs, and the district's program mix are considered in the equalization calculations.

EXPENDITURES. Expenditures are the total charges incurred by the College regardless of the time of payment.

FEDERAL GOVERNMENT SOURCES. Federal government sources is that revenue provided directly from the Federal government. Expenditures made with this revenue should be identifiable as federally supported expenditures.

FINANCIAL STATEMENT. A financial statement is a formal summary of accounting records setting forth the District's financial condition and results of operations.

FISCAL YEAR. The fiscal year is the year by or for which accounts are reckoned or the year between one annual time of settlement or balancing of accounts and another. It consists of a period of twelve months, not necessarily concurrent with the calendar year, with reference to which appropriations are made and expenditures are authorized and at the end of which accounts are made up and the books are closed. The College's fiscal year is the period from July 1 to June 30 of the following calendar year.

FIXED ASSETS. Fixed assets are those assets essential to continuance of proper operation of the College. They include land, buildings, machinery, furniture, and other equipment which the College intends to hold or continue to use over a long period of time.

FIXED CHARGES. (See OBJECT).

FULL-TIME EQUIVALENT. The full-time equivalent indicator for students is the statistical student unit calculated by dividing all credit hours (both certificate and degree) generated by the College, by fifteen credit hours for any given academic term. To determine the annual full-time equivalent student, the total credit hours for the year are divided by thirty. The full-time equivalent for faculty is thirty instructional hour equivalents per year. The full-time equivalent for classified staff is forty hours of work per week.

FUNCTION. A level in the classification structure hierarchy representing the collection of function elements serving a common set of objectives that reflect the major institutional missions and related support objectives.

ACADEMIC SUPPORT. Academic support includes activities designed to provide support services for the institution's primary missions of instruction, public service and research. Academic support includes the operation of the library, educational media services, instructional materials center, and academic computing used in the learning process. It also includes expenditures for all equipment, materials, supplies, and costs that are necessary to support this function.

INDEPENDENT OPERATIONS. Independent operations provides for the operation of the cafeteria, bookstore, student organizations, athletics, and other related activities. It also includes all equipment, materials, supplies, and costs that are necessary to support this function.

INSTITUTIONAL SUPPORT. Institutional support consists of those costs that benefit the entire college and are not readily assignable to a particular cost center. Administrative data processing, business office, personnel services, insurance costs, legal fees, provision for contingencies, and nonoperating expenditures, are examples of items included in this area.

INSTRUCTION. Instruction consists of those activities dealing with the teaching of students. It includes the activities of faculty in the baccalaureate-oriented/transfer, occupational-technical career, general studies, and remedial ABE/ASE programs (associate degree credit and certificate credit). It includes expenditures for department chairpersons, administrators, and support staff for whom instruction is an important role. It also includes all equipment, materials, supplies, and costs that are necessary to support the instructional program.

OPERATIONS AND MAINTENANCE. Operations consists of housekeeping activities necessary in order to keep the physical facilities open and ready for use. Maintenance consists of those activities necessary to keep the grounds, buildings, and equipment operating efficiently. This function also provides for campus security and plant utilities, as well as equipment, materials, supplies, fire protection, property insurance, and other costs that are necessary to support this function.

ORGANIZED RESEARCH. Organized research includes any separately budgeted research projects, other than institutional research projects that are included under institutional support, whether supported by the College or by an outside person or agency. It also includes all equipment, materials, supplies, and costs that are necessary to support this function.

PUBLIC SERVICE. Public service consists of noncredit classes and other activities of an educational nature, such as workshops, seminars, forums, exhibits, and the provision of college facilities and expertise to the community designed to be of service to the public.

SCHOLARSHIPS, STUDENT GRANTS, AND WAIVERS. This category includes activities in the form of grants to students, prizes and awards, chargebacks, and aid to students in the form of state-mandated and institutional tuition and fee waivers. Employees/family tuition waivers are not included in this category.

STUDENT SERVICES. The student services function provides assistance in the areas of financial aid, admissions and records, health, placement, testing, counseling, and student activities. It includes all equipment, materials, supplies, and costs that are necessary to support this function.

FUND. A fund is a separate accounting entity with a self-balancing set of accounts that comprise its assets, liabilities, fund equity, revenues, and expenditures or expenses, as appropriate. College resources are allocated to and accounted for in individual funds

based upon the purposes for which they are to be spent and the means by which spending activities are controlled. An account group, on the other hand, is a financial reporting device designed to provide accountability for certain assets and liabilities that are not recorded in the funds because they do not directly affect net expendable available resources. Following are the funds and account groups used by the College.

AUDIT FUND (a Special Revenue Fund). The Audit Fund is used for recording the payment of auditing expenditures.

AUXILIARY ENTERPRISES FUND (a Special Revenue Fund). The Auxiliary Enterprises Fund accounts for college services where a fee is charged to students and/or staff. Each enterprise/service should be accounted for separately using a group of self-balancing accounts within the fund.

BOND AND INTEREST FUND (a Debt Service Fund). The Bond and Interest Fund is used to account for payment of principal, interest, and related charges on any outstanding bonds.

BUILDING BOND PROCEEDS FUND (a Capital Projects Fund). Proceeds from construction bonds may be recorded in this fund. Expenditures from this fund are governed by the District's building bond indenture (s).

EDUCATION FUND (a General Fund). The Education Fund is used to account for the revenues and expenditures of the academic and service programs of the College. It includes the cost of instructional, administrative, and professional salaries; supplies and equipment; library books and materials; maintenance of instructional and administrative equipment; and other costs relating to the educational program of the College.

LIABILITY, PROTECTION AND SETTLEMENT FUND (a Special Revenue Fund). The Liability, Protection and Settlement Fund is used for the payment of tort liability, unemployment insurance, and worker's compensation.

OPERATIONS AND MAINTENANCE FUND (a General Fund). The Operations and Maintenance Fund is used to account for expenditures for the improvement, maintenance, repair, or benefit of buildings and property, including the cost of interior decorating and the installation, improvement, repair, replacement, and maintenance of building fixtures; rental of buildings and property for community college purposes; payment of all premiums for insurance upon building and building fixtures; all costs of fuel, lights, gas, water, telephone service, custodial supplies, and equipment; and professional surveys of the condition of College buildings.

OPERATIONS AND MAINTENANCE (RESTRICTED) FUND (a Capital Projects Fund). The Operations and Maintenance (Restricted) Fund is used to account for monies restricted for building purposes and site acquisition.

OTHER POST EMPLOYMENT BENEFIT FUND (a Special Liability Fund). The Other Post Employment Benefit Fund is used to account for the liability relating to post employment benefit obligations.

RESTRICTED PURPOSES FUND (a Special Revenue Fund). The Restricted Purposes Fund is used for the purpose of accounting for monies that have restrictions regarding their use. Each specific project should be accounted for separately using a complete set of self-balancing accounts within the fund.

SOCIAL SECURITY AND MEDICARE FUND (a Special Revenue Fund). The Social Security and Medicare Fund is used for the cost of participation in the federal Medicare program for those employees hired on or after March 1, 1986.

STUDENT GRANT AND LOAN FUND (a Special Revenue Fund). The Student Grant and Loan Fund is used to account for Federal monies that are limited to grants and loans to students. Included within this fund are Pell, Supplemental Education Opportunity Grant, College Work Study, and National Direct Student Loan.

WORKING CASH FUND (a Permanent Trust Fund). The Working Cash Fund is used to enable the College to have on hand at all time sufficient cash to meet the demands of ordinary and necessary expenditures.

FUND BALANCE. The excess of assets of a fund over its' liabilities and reserves. During the fiscal year prior to closing, it represents the excess of the fund's assets and estimated revenues for the period over its liabilities, reserves, and appropriations for the period.

FUND EQUITY. The fund equity is the balance of a fund after all liabilities have been deducted from the assets of the fund.

GENERAL FUND. The General Fund, (also referred to as the Operating Funds), which consists of the Education Fund and the Operations and Maintenance Fund, are the general operating funds of the College. These are used to account for all financial resources except those required to be accounted for in another fund.

GENERAL OBLIGATION REFUNDING BONDS. Bonds issued to retire bonds already outstanding. The refunding bond may be sold for cash and outstanding bonds redeemed in cash, or the refunding bond may be exchanged with holders of outstanding bonds.

INDEPENDENT OPERATIONS. (See FUNCTION).

INDIRECT COSTS. Indirect costs are those elements of cost necessary in the provision of a service which are of such nature that they cannot be readily or accurately identified with the specific service.

INSTITUTIONAL SUPPORT. (See FUNCTION).

INSTRUCTION. (See FUNCTION).

INTERFUND TRANSFERS. Interfund transfers are the transfer of monies between funds. Monies may not be transferred between funds except by the same procedure as that used to approve the budget, including public notification, publication, inspection, and comment. Interfund transfers are usually part of the overall budget plan and are built into the budget at the time of its approval by the Board of Trustees.

INTERNAL CONTROL. The purpose of internal control is to safeguard the use of public funds and to protect the public trust on behalf of the College. Internal controls are those activities and organizational preparations designed to insure effective accounting control over assets, liabilities, revenues, expenditures, and any other activities associated with the finance and accounting actions of the College. Some of the precautions instituted by internal control are insuring that no single individual can perform a complete cycle of financial operations and that procedures of the finance and accounting system are specified and monitored. Internal control also requires designated levels of authorization for all actions under the system.

INVESTMENTS. Investments are securities or other properties in which money is held, either temporarily or permanently, in expectation of obtaining revenues. Legal investments for community college funds are governed by state statute, which allow funds belonging to or in the custody of the College to be invested. Bonds, treasury bills, certificates of deposit, and short-term discount obligations issued by the Federal National Mortgage Association are some of the types of investments which are permitted by law.

LIABILITY. Obligations incurred by the College when deed passes that must be liquidated, renewed, or refunded at a future date.

LIABILITY, PROTECTION AND SETTLEMENT FUND. (See FUND).

MATERIALS AND SUPPLIES. (See OBJECT).

MODIFIED ACCRUAL BASIS OF ACCOUNTING. Modified accrual basis accounting is any accounting system that records revenue when susceptible to accrual, that is, it is both measurable and available. Available means collectible within the current period or soon enough thereafter to be used to pay the liabilities of the current period. Expenditures other than interest on long-term debt generally are recognized when the related fund liability is incurred.

NET CURRENT ASSETS. Net current assets is the difference between current assets and current liabilities. This is also known as working capital.

NET EXPENDITURE. A net expenditure is the actual cost incurred by the College for some service or object after the deduction of any discounts, rebates, reimbursements, or revenue produced by the service or activity.

NET REVENUE. Net revenue is defined as the balance remaining after deducting from the gross revenue for a given period all expenditures during the same period.

OBJECT. The term object applies to expenditure classifications and designates materials or services purchased. Expenditures are grouped by major objects, such as salaries, supplies, or capital outlay, and are further divided as needed for cost accounting and control purposes.

CAPITAL OUTLAY. The capital outlay object group includes site acquisition and improvement, office equipment, instructional equipment, and service equipment. Generally expenditures in this category cost more than \$5,000, have an useful life of greater than 1 year and would not normally be purchased form materials and supplies. Furniture, computers and related equipment, and laboratory equipment would be typical examples of items included in this category.

CONFERENCE AND MEETING. The category of conference and meeting includes expenditures associated with conference registration and fees, costs for hosting or attending meetings, and related travel costs, whether local or otherwise.

CONTINGENCY. Contingency funds are those appropriations set aside for emergencies or unforeseen expenditures. Contingency funds are used only by budget transfers.

CONTRACTUAL SERVICES. Contractual service costs are those monies paid for services rendered by firms and individuals under contract who are not employees of the College.

EMPLOYEE BENEFITS. Employee benefit costs are for all benefits which employees accrue through continued employment with the College. Benefits include health insurance coverage (except that portion paid by the employee), sabbatical leave salaries, tuition reimbursement, life insurance, early retirement contributions assignable to the College, and others.

FIXED CHARGES. The fixed charges object category includes charges for rentals of facilities and equipment, payment of debt interest and principal, general insurance charges, installment payments for lease/purchase agreements, and property/casualty insurance.

MATERIALS AND SUPPLIES. The materials and supplies category includes the cost of materials and supplies necessary for the conduct of the College's business. Business forms, envelopes, postage costs, printing costs, and handouts to students typically fall into this category.

OTHER EXPENDITURES. The other expenditures object category includes expenditures not readily assignable to another object category. Examples include tuition chargebacks, other chargebacks, and charges and adjustments.

SALARIES. Salaries are monies paid to employees of the College for personal services rendered to the College. Full-time, part-time, and temporary employees, whether administrators, faculty, or staff, are paid wages or salaries within this category.

UTILITIES. Utilities include all utilities costs necessary to operate the physical plant and other ongoing services, including gas, water, sewage, telephone, and refuse disposal.

OPERATIONS AND MAINTENANCE. (See FUNCTION).

OPERATIONS AND MAINTENANCE FUND. (See FUND).

OPERATIONS AND MAINTENANCE (RESTRICTED) FUND. (See FUND).

ORGANIZED RESEARCH. (See FUNCTION).

OTHER EXPENDITURES. (See OBJECT).

PARETO CHART. A Pareto Chart is a special type of bar chart where the values being plotted are arranged in descending order.

PERFORMANCE BUDGET. A budget that is structured to allow for expenditure analysis based upon measurable performance of predetermined objectives established by each activity.

PREPAID EXPENDITURES. Expenditures entered in the accounts for benefits not yet received. Prepaid expenditures differ from deferred charges in that they are spread over a shorter period of time than deferred charges and are regularly recurring costs of operation.

PUBLIC SERVICE. (See FUNCTION).

RECEIPT. The actual receipt of cash.

REIMBURSABLE CREDIT HOUR. A certified instructional credit hour used as a basis for disbursing Illinois Community College Board funds.

RESTRICTED PURPOSES FUND. (See FUND).

REVENUES. Additions to assets which do not increase any liability, do not represent the recovery of an expenditure, do not represent the cancellation of certain liabilities without a corresponding increase in other liabilities or a decrease in assets.

SALARIES. (See OBJECT).

SCHOLARSHIPS, STUDENT GRANTS, AND WAIVERS. (See FUNCTION).

SOCIAL SECURITY AND MEDICARE FUND. (See FUND).

SPECIAL REVENUE FUNDS. Special Revenue Funds are used to account for the proceeds of specific revenue sources (other than expendable trusts or major capital projects) that are legally restricted to expenditures for specified purposes. The Special Revenue Funds include the Auxiliary Enterprises Fund; Restricted Purposes Fund; Student Grant and Loan Fund; Audit Fund; Liability, Protection and Settlement Fund; and the Social Security and Medicare Fund. (See FUND).

STUDENT FULL TIME EQUIVALENT. The statistical student unit calculated by dividing all credit hours (both certificate and degree) generated at the college by 15 semesters hours for any term. To determine the annual FTE students, divide all semester hours for that year by 30 semester hours.

STUDENT GRANT AND LOAN FUND. (See FUND).

STUDENT SERVICES. (See FUNCTION).

UTILITIES. (See OBJECT).

WORKFORCE DEVELOPMENT GRANT. The state economic development grant provides funding to be used to operate a Business Assistance Center or an economic development office. Activities include assistance in commercial or industrial expansion and/or retention and employment training services for unemployed or under employed adults to improve their job skills and assist them in seeking employment.

WORKING CASH FUND. (See FUND).

**McHENRY COUNTY COLLEGE
COMMUNITY COLLEGE DISTRICT NUMBER 528**

ACRONYMS

AA	Affirmative Action
ABE	Adult Basic Education
AICPA	American Institute of Certified Public Accountants
AQIP	Academic Quality Improvement Program
ASE	Adult Secondary Education
CFDA	Catalog of Federal Domestic Assistance
CTE	Career and Technical Education
DCEO	Department of Commerce and Economic Opportunity
ESL	English as a Second Language
FASB	Financial Accounting Standards Board
FTE	Full Time Equivalent
GAAP	Generally Accepted Accounting Principles
GASB	Governmental Accounting Standards Board
GED	General Educational Development
GFOA	Government Finance Officers Association
IBHE	Illinois Board of Higher Education
ICCB	Illinois Community College Board
ISBE	Illinois State Board of Education
MCC	McHenry County College
NACUBO	National Association of College and University Business Officers
WIA	Workforce Investment Act

This page left blank intentionally

Signature Pages

This page left blank intentionally

CERTIFICATION OF BUDGET / APPROPRIATION**IN ACCORDANCE WITH CHAPTER 35 SECTION 200/18-50
OF THE ILLINOIS COMPILED STATUTES***

The undersigned, being the Chief Financial Officer of McHenry County College District 528, do hereby certify that attached hereto is a True and Correct copy of the Budget/Appropriation of said District for its 2024- 2025 fiscal year, adopted on September 26, 2024.

I further certify that the Estimate of Revenues, by source, anticipated to be received by said Taxing District, set forth in said document or attached hereto separately, is a true statement of said estimate.

<i>Revenue Source</i>	<i>Description</i>	<i>Budget</i>
Local Government	Local Taxes	\$28,697,502
Local Government	Payment in Lieu of Taxes	\$780,652
State Government	Base Operating Grants	\$6,177,700
State Government	ICCB Equalization Grant	\$8,128,930
State Government	State Grants	\$101,330
State Government	Special Initiatives Grant	\$78,963
State Government	Adult Education - State Basic Grant	\$293,944
State Government	Adult Education - Performance Grants	\$102,811
State Government	Other State Grant	\$94,365
State Government	Illinois State Board of Education	\$350,000
State Government	Other State Sources	\$24,328,413
Federal Government	Dept. Of Education - Direct Grants	\$5,948,181
Federal Government	Dept. Of Education - Other Sources	\$185,627
Student Tuition and Fees	Resident	\$12,573,108
Student Tuition and Fees	Out-of-District	\$201,738
Student Tuition and Fees	Out-of-State	\$28,560
Student Tuition and Fees	International	\$15,902
Student Tuition and Fees	Student Fees	\$2,886,253
Student Tuition and Fees	Application Fees	\$30,000
Student Tuition and Fees	Other Student Tuition and Fees	\$796,050
Sales and Service Fees	Food/Cafeteria	\$656,000
Sales and Service Fees	Bookstore	\$806,750
Sales and Service Fees	Public Service/Community Education/Customized Train	\$1,310,210
Sales and Service Fees	Other Sales and Service	\$554,500
Facilities Revenue	Facility/Misc Rentals	\$43,966
Investment Revenue	Investment Revenue	\$694,188
Non Governmental Gifts	Non Governmental Gifts	\$6,063,733
Other Sources	Other Revenues	\$37,429,941
Transfers	Transfers Out	(\$11,059,267)
Transfers	Transfers In	\$11,059,267

<i>Revenue Source</i>	<i>Description</i>	<i>Budget</i>
-----------------------	--------------------	---------------

Summary Revenue Total:

\$139,359,317

Chief Financial Officer:



Robert Tenuta C.P.A.

Date:

9/26/2027

**35 ILCS 200/18-50: The governing authority of each taxing district shall file with the County clerk within 30 days of their adoption a certified copy of its appropriation and budget ordinances or resolutions, as well as an estimate, certified by its chief fiscal officer, of revenues, by source, anticipated to be received by the taxing district in the following fiscal year. If the governing authority fails to file the required documents, the county clerk shall have the authority, after giving timely notice of the failure to the taxing district, to refuse to extend the tax levy until the documents are so filed. (Source: P.A. 86-233; 86-953; 86-957; 86-1475; 87-17; 87-477; 87-895; 88-455.)*

SUMMARY OF FISCAL YEAR 2025 BUDGET BY FUND

	Beginning Balance	Budgeted Revenues	Budgeted Expenditures	Budgeted Transfers from (to) Other Funds	Budgeted Ending Balance
General					
Education Fund	28,010,604	81,767,372	73,460,291	-11,059,267	25,258,418
Operations and Maintenance Fund	6,356,095	5,865,484	6,062,360	0	6,159,219

Special Revenue

Restricted Purposes Fund	-26,833	12,549,311	12,549,311	0	-26,833
Audit Fund Fund	38,000	90,000	86,750	0	41,250
Liability, Protection, and Settlement Fund	659,012	713,263	719,191	0	653,084
Building Bond Proceeds Fund	0	0	0	0	0

Debt Service

Bond and Interest Fund	645,964	738,561	624,600	0	759,925
Public Building Commission Fund	0	0	0	0	0

Capital Projects

Operations and Maintenance (Restricted) Fund	14,602,688	32,051,973	56,469,141	10,329,267	514,787
Public Building Commission Operation & Maintenance Fund	0	0	0	0	0

Proprietary Fund

Auxiliary Fund	367,887	4,031,715	4,717,038	730,000	412,564
----------------	---------	-----------	-----------	---------	---------


General

OPEB Liability Fund	-21,099,750	1,500,000	2,999,998	0	-22,599,748
---------------------	-------------	-----------	-----------	---	-------------

The Official Budget which is accurately summarized in this document was approved by the Board of Trustees on

9/26/24
Date

ATTEST:


Secretary, Board of Trustees

This page left blank intentionally

MISSION

Our focus is learning.
Student success is our goal.

www.mchenry.edu

Follow us on social media:
www.mchenry.edu/social