FY 2026 BUDGET

State of Illinois Community College District Number 528
Counties of McHenry, Boone, Kane, and Lake

FISCAL YEAR ENDING JUNE 30

McHenry County College
Community College District Number 528

McHenry County College

FISCAL YEAR 2026 BUDGET

STATE OF ILLINOIS
COMMUNITY COLLEGE DISTRICT NO. 528
McHENRY COUNTY COLLEGE
8900 U.S. HIGHWAY 14
CRYSTAL LAKE, IL 60012

www.mchenry.edu/finance

McHenry County College | 8900 U.S. Highway 14 | Crystal Lake, Illinois 60012-2761 | (815) 455-3700 | www.mchenry.edu

September 25, 2025

To: Board of Trustees, McHenry County College,
Illinois Community College District #528

From: Clinton E. Gabbard, President

Subject: Fiscal Year 2026 Budget

The Fiscal Year 2026 Budget for McHenry County College reflects a comprehensive focus on supporting the institution's mission while operating within prudent financial parameters. It also represents the way in which the College budget is tied to the MCC 2025-2030 Strategic Plan and its supporting activities.

Fiscal Year 2026 revenue estimates in the operating budget, for the Education and Operations and Maintenance Funds, include conservative estimates for credit hour enrollments, property tax revenue, short-term training revenue, and State of Illinois funding.

The expenditure side of the budget has undergone significant scrutiny, especially by the President's Cabinet, to ensure that budgets and staffing levels are representative of institutional needs. Items included in the budget for capital equipment and locally-funded repairs and renovations were thoroughly reviewed, and only the highest priority items are included in the proposed budget. Adequate funds have been budgeted in contingencies to allow the College to respond to emergencies and critical emerging needs.

The proposed Fiscal Year 2026 Budget is consistent with the College's mission, vision, and values.

With the proposed Fiscal Year 2026 Budget, the College is well-positioned to focus on learning with the goal of ensuring student success.

Sincerely,

Clinton E. Gabbard
President

McHenry County College

BOARD OF TRUSTEES

Suzanne Hoban
Chair
Woodstock
Term ends April 2029

Dale Morton
Vice Chair
Bull Valley
Term ends April 2027

Alyssa Kueffner
Secretary
Woodstock
Term ends April 2029

Tom Allen
Lakewood
Term ends April 2031

Tess Reinhard
Crystal Lake
Term ends April 2031

Elizabeth Speros
Crystal Lake
Term ends April 2027

Linnea Kooistra
Woodstock
Term ends April 2031

Executive Administration

Clint Gabbard
President

Christina Haggerty
Chief Advancement and Marketing Officer

Tim Hopkins
Chief Information Officer

Talia Koronkiewicz
Chief People Officer

Daniela Broderick
Vice President of Academic Affairs/Chief Academic Officer

Robert Tenuta
Chief Financial Officer/Treasurer

McHenry County College
Community College District 528 Map

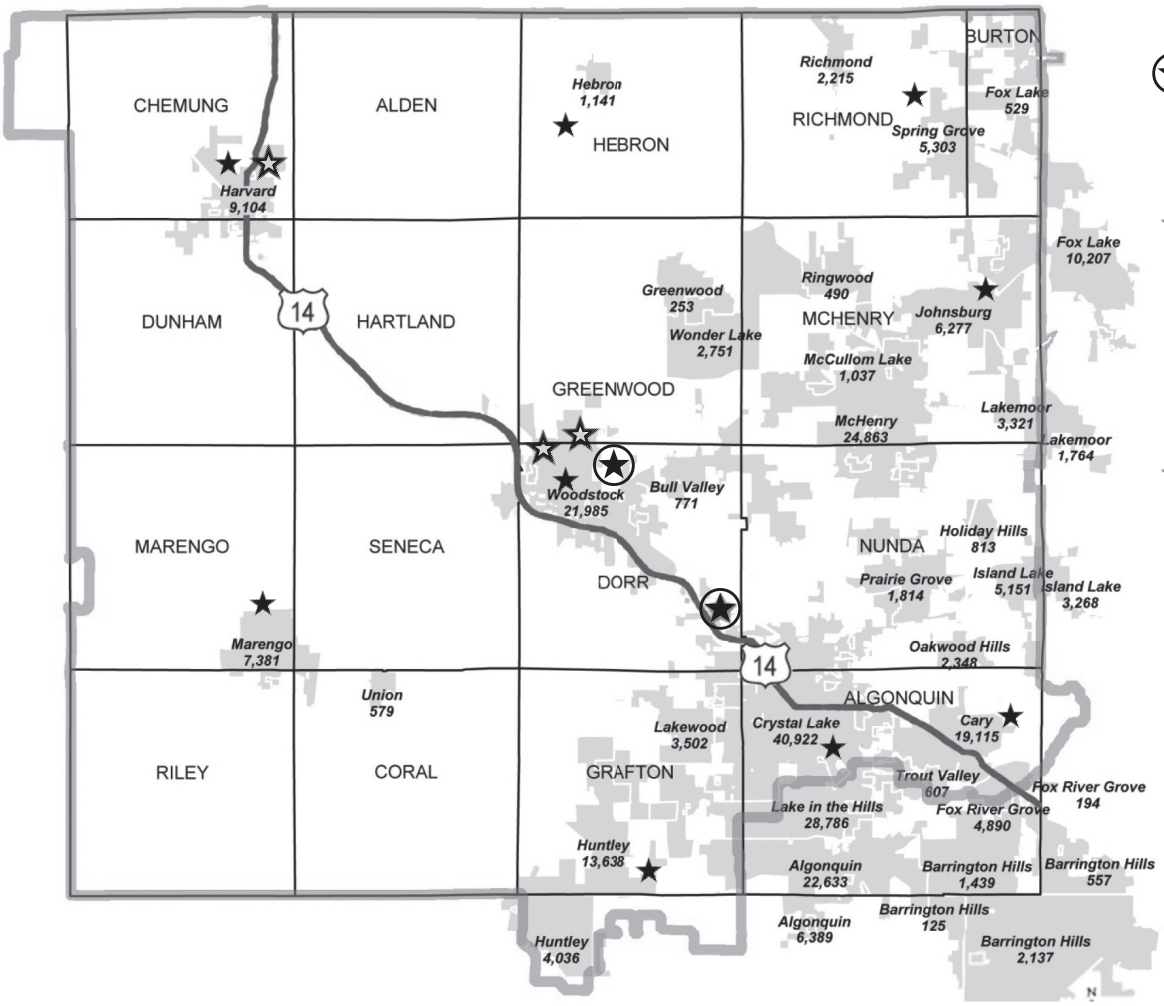

KEY

MCC Main Campus

Catalyst Campus and University Center

Satellite Campus Locations:
Harvard
Woodstock
North High School
Woodstock Center

MCC Dual-Credit Programming Sites
(college courses offered in the high school)

Community College District 528 is one of 39 community college districts in the Illinois Community College System. It incorporates the following rural and suburban municipalities:

- Alden
- Cary
- Crystal Lake
- Fox River Grove
- Harvard
- Hebron
- Huntley
- Johnsburg
- Marengo
- McHenry
- Oakwood Hills
- Richmond
- Ringwood
- Solon Mills
- Spring Grove
- Union
- Wonder Lake
- Woodstock

In addition to these municipalities, some addresses within Algonquin, Barrington, Garden Prairie, Hampshire, Huntley, Island Lake, Lake in the Hills and Lakemoor are also District residents. Lake and Kane County residents are out of district with some exceptions in Cary and Huntley. Visit www.mchenry.edu/residency for details.

Learn About Our MCC Community

OUR MISSION

Our focus is learning. Student success is our goal.

OUR VISION

McHenry County College (MCC) champions learning as essential to our community's well-being. We transform all students we serve by inspiring and equipping them to successfully live and work in the world.

OUR VALUES

At McHenry County College, we strive to:

- Achieve a welcoming and inclusive environment where everyone feels a sense of belonging and has access to opportunities.
- Celebrate diversity in all of its aspects, continually learning to respect and celebrate all ideas, perspectives, and life contexts.
- Encourage the development of critical thinking skills and the pursuit of knowledge and understanding so that by continually questioning, learning, and applying insight, informed decisions are made.
- Ensure our programs and services play a central role in enhancing the economic resilience and vitality of our community.
- Spot and seize opportunities, turning them into entrepreneurial innovations that fuel swift progress.
- Bring integrity, follow-through, and an energetic focus to our daily efforts.
- Manage all resources entrusted to us-whether people, finances, or the environment-with trust, integrity, and accountability.
- Live our mission by recognizing that learning is an evolving process, and we must remain adaptable, shifting our focus and efforts as the world and its needs change.

Learn About Our MCC Community

OUR DISTRICT 528

- Covers 600 square miles
- 97% of the district is in McHenry County
- Includes small parts of Boone, Kane and Lake Counties
- Serves nine public high school districts, one private high school and multiple home schools

OUR STUDENTS

- 22% full-time students
- 54% female
- Median age is 19

OUR CREDIT ENROLLMENT

Spring 2025

- 9,791 credit students (headcount)
- 71,955 credit hours

Fall 2025

- 9,589 credit students (headcount)
- 70,517 credit hours

OUR EMPLOYEES

- Approximately 700 full- and part-time
- Over 93% of our faculty hold a master's or doctorate degree; 74% of adjunct faculty hold a master's or doctorate degree
- Over 82% of our administration hold a master's or doctorate degree

OUR PROGRAMS

- Transfer programs—seven associate's degrees and over 70 certificate programs
- Occupational programs
- Talent impact programs
- Short-term training
- Community enrichment programs
- Adult and developmental education
- Facility and event rental
- Community outreach
- Lecture, Blended, and Online learning opportunities
- Center for Agrarian Learning
- Liebman Institute for Science Innovation
- Foglia CATI skilled trades programs
- Griffin MSI @ MCC programs, including IdeaWorks Fab Lab
- Internships and apprenticeships
- Career Services center
- Student collaboration spaces

Regular Board meetings are held monthly onsite—all are welcome to attend. If you cannot attend, watch meetings live at www.mchenry.edu/board.

Questions/comments for the Board of Trustees? Email mcctrustees@mchenry.edu.

Table of Contents

Combined Summary of All Funds 1

Operating Funds & Operating Fund Balance Reserve
Operating Funds Summary by Object Group 7

Operating Funds Chart 8

Fund Reserve Calculation (B) Under Board Policy 2.1.5.1 9

Budgets By Fund 11-30

Budgets By Fund and Object Group 31-102

Capital Budgets Report
Capital Items 103-114

FY2026 Budget (ICCB State Format)
Final Fiscal Year 2026 Budget 115-146

Cash Flow Budget
Cash Flow Budget 147-150

Historical & Statistical Information
Historical and Statistical Information 151-168

Departmental Budget Listing & Income Statement Account Listing
Departmental Budget and Related Information 169-214

FY2026 vs FY2025 Comparative Budget Detail by Department
FY2026 vs FY2025 Comparative Budget Detail by Department 215-406

Addendum
FY 2026 Budget Changes Tentative to Final 407-416

Glossary
Glossary 417-432

Signature Pages
Signature Pages 433-438

This page left blank intentionally

Combined All Funds

This page left blank intentionally

FY26 Combined Budget Summary of All Funds

Object Group	YTD Thru: 5/31/2025	FY25 YTD	FY25 Budget	FY26 Budget	Change
Beginning Fund Balance		$126,012,814	$126,012,814	$128,275,211	
Revenue					
Local Government		$27,114,827	$29,478,154	$30,803,866	4.5%
State Government		$16,695,785	$41,249,637	$34,659,664	-16.0%
Federal Government		$8,850,711	$8,175,051	$8,196,696	0.3%
Student Tuition and Fees		$16,749,914	$16,531,611	$16,936,664	2.5%
Sales and Service Fees		$3,782,341	$3,327,460	$3,465,113	4.1%
Facilities Revenue		$19,116	$43,966	$44,466	1.1%
Investment Revenue		$1,785,349	$694,188	$1,361,821	96.2%
Non Governmental Gifts		$1,043,891	$6,124,882	$470,209	-92.3%
Other Sources		$7,979,339	$33,734,369	$32,396,941	-4.0%
Sum of all Revenue		$84,021,273	$139,359,317	$128,335,440	-7.9%
Expense					
Salaries		$34,736,201	$35,516,463	$38,441,223	8.2%
Employee Benefits		$12,640,042	$36,959,178	$37,360,513	1.1%
Contractual Services		$6,198,742	$7,328,360	$7,015,099	-4.3%
Supplies		$6,265,971	$5,899,471	$5,619,688	-4.7%
Travel		$574,512	$735,969	$700,610	-4.8%
Fixed Charges		$675,936	$2,459,477	$2,403,032	-2.3%
Utilities		$1,185,484	$1,190,363	$1,507,863	26.7%
Capital Outlay		$7,604,731	$59,732,861	$54,007,583	-9.6%
Other		$8,819,964	$7,774,584	$8,667,818	11.5%
Sum of all Expense		$78,701,582	$157,596,725	$155,723,429	-1.2%
Contingency					
Contingency		$0	$91,955	$100,000	8.7%
Sum of all Contingency		$0	$91,955	$100,000	8.7%
Net Transfer					
Interfund Transfer Out		$6,728,137	$11,059,267	$1,566,569	-85.8%
Interfund Transfer In		$6,728,137	$11,059,267	$1,566,569	-85.8%
Sum of all Net Transfers		$0	$0	$0	N/A
Surplus/(Deficit)		$5,319,690	($18,329,363)	($27,487,989)	50.0%
Estimated Ending Fund Balance		$131,332,505	$107,683,451	$100,787,222	-6.4%

Grand Total All Funds Combined	*$5,319,690*	*($18,329,363)*	*($27,487,989)*	*50.0%*

This page left blank intentionally

Operating Funds
&
Operating Fund Balance Reserve

This page left blank intentionally

FY26 Operating Funds (01 and 02) Summary By Object

Object Group	YTD Thru: 5/31/2025	FY25 YTD	FY25 Budget	%YTD	FY26 Budget	Change
Beginning Fund Balance		$28,357,985	$28,357,985		$21,419,625	
Revenue						
Local Government		$26,383,671	$28,685,710	92.0%	$29,974,218	$1,288,508
State Government		$13,474,693	$14,738,960	91.4%	$11,646,336	($3,092,624)
Federal Government		$2,224	$0	#Div/0!		
Student Tuition and Fees		$15,013,052	$14,850,663	101.1%	$15,210,004	$359,341
Sales and Service Fees		$253,267	$193,500	130.9%	$176,000	($17,500)
Facilities Revenue		$18,366	$18,966	96.8%	$18,966	$0
Investment Revenue		$1,054,321	$455,235	231.6%	$770,790	$315,555
Non Governmental Gifts		$435,128	$11,000	3955.7%	$11,000	$0
Other Sources		$6,116,202	$28,678,822	21.3%	$28,645,822	($33,000)
Sum of all Revenue		$62,750,923	$87,632,856	71.6%	$86,453,136	($1,179,720)
Expense						
Salaries		$30,920,647	$31,413,785	98.4%	$33,986,780	$2,572,995
Employee Benefits		$11,309,427	$32,696,832	34.6%	$33,177,172	$480,340
Contractual Services		$4,746,352	$5,392,055	88.0%	$5,877,881	$485,826
Supplies		$3,310,639	$3,655,186	90.6%	$4,074,125	$418,939
Travel		$433,031	$511,036	84.7%	$543,085	$32,049
Fixed Charges		$1,300,333	$1,699,017	76.5%	$1,632,586	($66,431)
Utilities		$1,183,058	$1,189,280	99.5%	$1,502,780	$313,500
Capital Outlay		$583,282	$1,903,605	30.6%	$2,310,158	$406,553
Other		$936,038	$969,900	96.5%	$1,682,000	$712,100
Sum of all Expense		$54,722,806	$79,430,696	68.9%	$84,786,567	$5,355,871
Contingency						
Contingency		$0	$91,955	0.0%	$100,000	$8,045
Sum of all Contingency		$0	$91,955	0.0%	$100,000	$8,045
Net Transfer						
Interfund Transfer Out		$6,728,137	$11,059,267	60.8%	$1,566,569	($9,492,698)
Sum of all Net Transfers		$6,728,137	$11,059,267	60.8%	$1,566,569	($9,492,698)
Surplus/(Deficit)		$1,299,981	($2,949,062)		$0	
Estimated Ending Fund Balance		$29,657,966	$25,408,923		$21,419,625	
33% of Total Fund Expenses		$18,240,753	$26,476,634		$28,261,906	
Total of Op Funds (01 & 02)		*$1,299,981*	*($2,949,062)*		*$0*	

Combined Budget For Operating Funds
Education Fund 01 and Operations Maintenance Fund 02

FY26 Budgeted Operating Revenue
(Excludes SURS on Behalf)

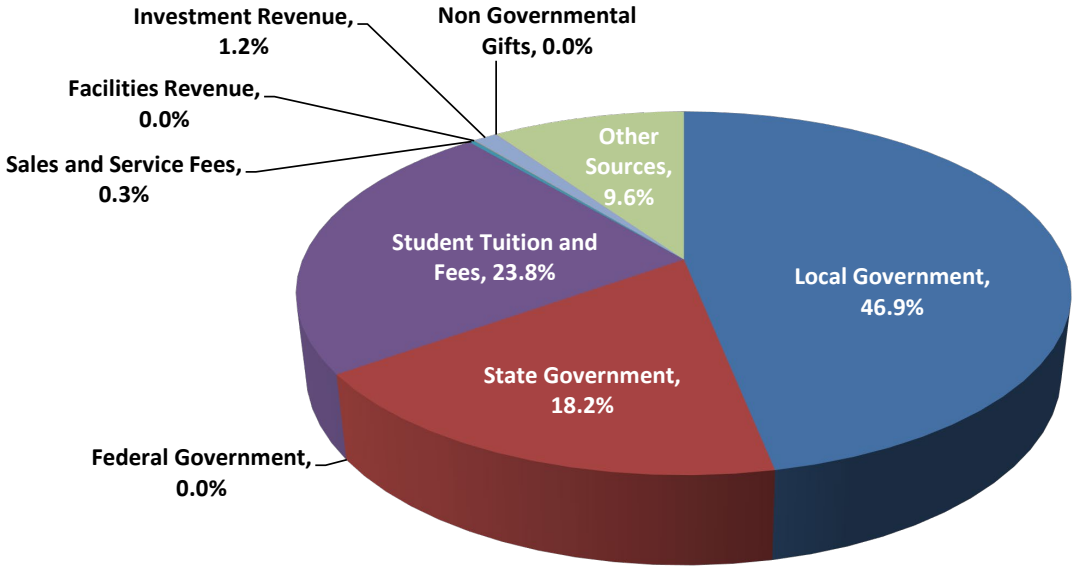

FY26 Budgeted Operating Expenditure By Group
(Excludes SURS on Behalf)

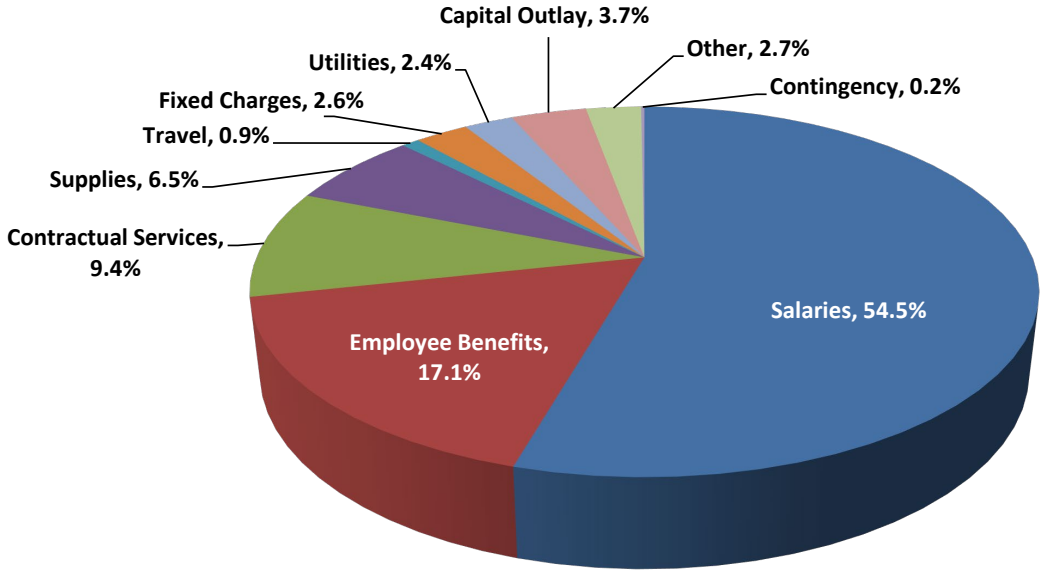

Board Policy 2.1.5.1
Operating Fund Balance
Reserve Requirement Calculation (b.)

FY26		OPERATING EXPENSE BUDGETED		
Final Budget		**Fund 01**	**Fund 02**	**Combined**
FY26 Total Operating Funds Expenditures		79,574,471	6,878,665	86,453,136
Less: Budgeted SURS Pass-Thru				
01-8060-501016-5299900-50		(22,500,000)	-	(22,500,000)
Less: Contingency		(100,000)	-	(100,000)
Less: Net Transfers		(1,566,569)	-	(1,566,569)
Net Annual Operating Funds Expenditures		55,407,902	6,878,665	62,286,567
4 Months Minimum Reserve	33.33%	18,469,301	2,292,888	20,762,189
8 Months Maximum Reserve	66.67%	36,938,601	4,585,777	41,524,378

Calculated Final Budget Reserve	BUDGETED ENDING FUND BALANCE		
Method 1: Contingency is not utilized	**Fund 01**	**Fund 02**	**Combined**
FY26 Budgeted Ending Balance	15,133,943	6,285,682	21,419,626
Adjustments			
Add: Contingency (assumed not used)	100,000	-	100,000
Ending Budgeted Fund Balance Reserve	**15,233,943**	**6,285,682**	**21,519,626**
			4.15
4 Month Over/(Under) Ending Balance Minimum			**757,437**
8 Month Over/(Under) Ending Balance Maximum			**(20,004,752)**
Method 2: Contingency fully utilized			
Calculated Final Budget Reserve Budgeted Ending Balance	15,133,943	6,285,682	21,419,626
Adjustments			
Add: Contingency (assumed used)	-	-	-
FY26 Budgeted Ending Balance	**15,133,943**	**6,285,682**	**21,419,626**
			4.12
4 Month Over/(Under) Ending Balance Minimum			**657,437**
8 Month Over/(Under) Ending Balance Maximum			**(20,104,752)**

Budget is in compliance with Board Policy 2.1.5.1. b). under either method displayed.

A second calculation of compliance from the CAFR at year end will be used to determine actual compliance per Board Policy 2.1.5.1. a).

Operating Cash Ratio (method 1)	34.55%
Operating Cash Ratio (method 2)	34.39%

This page left blank intentionally

Budgets By Fund

This page left blank intentionally

FY26 Budget Summary By Fund & Object Group

Fund Code & Name	YTD Thru: 5/31/2025	FY25 YTD	FY25 Budget	FY26 Budget	Change
01 Education					
Beginning Fund Balance		$22,118,820	$22,118,820	$15,133,943	-31.6%
Local Governmental Sources		$24,021,356	$26,037,762	$27,216,734	4.5%
State Governmental Sources		$12,228,857	$13,379,866	$10,466,006	-21.8%
Federal Governmental Sources		$2,224	$0		
Student Tuition & Fees		$13,220,589	$13,120,057	$13,431,481	2.4%
Sales & Service Fees		$253,267	$193,500	$176,000	-9.0%
Facilities Revenue		$18,366	$18,966	$18,966	0.0%
Investment Revenue		$709,820	$363,399	$498,360	37.1%
Nongovernmental Gifts		$435,128	$11,000	$11,000	0.0%
Other Revenue		$6,115,759	$28,642,822	$28,629,822	0.0%
Total Education Fund Revenue		$57,005,366	$81,767,372	$80,448,369	-1.6%
Salaries		$30,171,300	$30,757,480	$33,066,142	7.5%
Employee Benefits		$11,123,635	$32,499,747	$32,923,499	1.3%
Contractual Services		$2,536,544	$3,298,435	$3,638,881	10.3%
Supplies		$2,668,644	$3,016,636	$3,397,175	12.6%
Travel		$414,589	$485,736	$517,085	6.5%
Fixed Charges		$1,245,973	$1,647,017	$1,576,586	-4.3%
Utilities		$195,452	$231,780	$227,780	-1.7%
Capital Outlay		$388,627	$461,605	$878,754	90.4%
Other		$936,038	$969,900	$1,682,000	73.4%
Total Education Fund Expense		$49,680,802	$73,368,336	$77,907,902	6.2%
Contingency		$0	$91,955	$100,000	8.7%
Total Education Fund Contingency		$0	$91,955	$100,000	8.7%
				$0	N/A
Interfund Transfer Out		$6,728,137	$11,059,267	$1,566,569	-85.8%
Total Education Fund Transfers		$6,728,137	$11,059,267	$1,566,569	-85.8%
Education Surplus/(Deficit)		$596,427	($2,752,186)	$873,898	-131.8%
Estimated Ending Fund Balance		$22,715,247	$19,366,634	$16,007,841	-17.3%
33% of Total Education Fund Expenses		$16,560,267	$24,456,112	$25,969,301	6.2%

FY26 Budget Summary By Fund & Object Group

Fund Code & Name	YTD Thru: 5/31/2025	FY25 YTD	FY25 Budget	FY26 Budget	Change
02 Operations and Maintenance					
Beginning Fund Balance		$6,239,165	$6,239,165	$6,285,682	0.7%
Local Governmental Sources		$2,362,315	$2,647,948	$2,757,484	4.1%
State Governmental Sources		$1,245,836	$1,359,094	$1,180,330	-13.2%
Student Tuition & Fees		$1,792,463	$1,730,606	$1,778,523	2.8%
Investment Revenue		$344,501	$91,836	$272,430	196.6%
Other Revenue		$443	$36,000	$16,000	-55.6%
Total Operations and Maintenance Fund Revenue		$5,745,558	$5,865,484	$6,004,767	2.4%
Salaries		$749,346	$656,305	$920,638	40.3%
Employee Benefits		$185,792	$197,085	$253,673	28.7%
Contractual Services		$2,209,807	$2,093,620	$2,239,000	6.9%
Supplies		$641,995	$638,550	$676,950	6.0%
Travel		$18,442	$25,300	$26,000	2.8%
Fixed Charges		$54,360	$52,000	$56,000	7.7%
Utilities		$987,606	$957,500	$1,275,000	33.2%
Capital Outlay		$194,655	$1,442,000	$1,431,404	-0.7%
Total Operations and Maintenance Fund Expense		$5,042,004	$6,062,360	$6,878,665	13.5%
				$0	N/A
Total Operations and Maintenance Fund Transfers				$0	N/A
Operations and Maintenance Surplus/(Deficit)		$703,554	($196,876)	($873,898)	343.9%
Estimated Ending Fund Balance		$6,942,719	$6,042,289	$5,411,784	-10.4%
33% of Total Operations and Maintenance Fund Expenses		$1,680,668	$2,020,787	$2,292,888	13.5%

FY26 Budget Summary By Fund & Object Group

Fund Code & Name	YTD Thru: 5/31/2025	FY25 YTD	FY25 Budget	FY26 Budget	Change
03 Operations and Maintenance Restricted					
Beginning Fund Balance		$26,981,615	$26,981,615	$26,260,797	-2.7%
State Governmental Sources		$0	$23,954,726	$21,459,820	-10.4%
Student Tuition & Fees		$79,674	$79,132	$81,323	2.8%
Investment Revenue		$398,983	$176,496	$444,930	152.1%
Nongovernmental Gifts		$0	$5,600,000	$0	N/A
Other Revenue		$1,788,992	$2,241,619	$2,241,619	0.0%
Total Operations and Maintenance Restricted Fund Revenue		$2,267,649	$32,051,973	$24,227,692	-24.4%
Contractual Services		$31,959	$150,000	$150,485	0.3%
Supplies		$1,003,164	$0	$0	N/A
Fixed Charges		$10,144	$0	$0	N/A
Capital Outlay		$10,121,017	$56,319,141	$50,838,004	-9.7%
Total Operations and Maintenance Restricted Fund Expense		$11,166,284	$56,469,141	$50,988,489	-9.7%
				$0	N/A
Interfund Transfer In		$5,998,137	$10,329,267	$500,000	-95.2%
Total Operations and Maintenance Restricted Fund Transfers		($5,998,137)	($10,329,267)	($500,000)	-95.2%
Operations and Maintenance Restricted Surplus/(Deficit)		($2,900,499)	($14,087,901)	($26,260,797)	86.4%
Estimated Ending Fund Balance		$24,081,117	$12,893,714	$0	N/A

FY26 Budget Summary By Fund & Object Group

Fund Code & Name	YTD Thru: 5/31/2025	FY25 YTD	FY25 Budget	FY26 Budget	Change
04 Bond and Interest					
Beginning Fund Balance		$533,585	$533,585	$652,624	22.3%
Student Tuition & Fees		$743,638	$738,561	$759,011	2.8%
Total Bond and Interest Fund Revenue		$743,638	$738,561	$759,011	2.8%
Fixed Charges		$624,600	$624,600	$624,600	0.0%
Total Bond and Interest Fund Expense		$624,600	$624,600	$624,600	0.0%
Bond and Interest Surplus/(Deficit)		$119,038	$113,961	$134,411	17.9%
Estimated Ending Fund Balance		$652,623	$647,546	$787,035	21.5%

FY26 Budget Summary By Fund & Object Group

Fund Code & Name	YTD Thru: 5/31/2025	FY25 YTD	FY25 Budget	FY26 Budget	Change
05 Auxiliary					
Beginning Fund Balance		$316,304	$316,304	$361,265	14.2%
Student Tuition & Fees		$913,550	$863,255	$886,326	2.7%
Sales & Service Fees		$3,529,074	$3,133,960	$3,289,113	5.0%
Facilities Revenue		$750	$25,000	$25,500	2.0%
Other Revenue		$0	$9,500	$9,500	0.0%
Total Auxiliary Fund Revenue		$4,443,373	$4,031,715	$4,210,439	4.4%
Salaries		$2,256,504	$2,281,784	$2,698,536	18.3%
Employee Benefits		$283,266	$285,494	$390,045	36.6%
Contractual Services		$747,800	$518,990	$558,800	7.7%
Supplies		$1,462,639	$1,491,300	$1,485,700	-0.4%
Travel		$79,313	$110,450	$113,075	2.4%
Fixed Charges		$12,734	$18,000	$16,200	-10.0%
Utilities		$2,426	$0	$4,000	#Div/0!
Other		$1,254	$11,020	$10,620	-3.6%
Total Auxiliary Fund Expense		$4,845,936	$4,717,038	$5,276,976	11.9%
				$0	N/A
Interfund Transfer In		$730,000	$730,000	$1,066,569	46.1%
Total Auxiliary Fund Transfers		($730,000)	($730,000)	($1,066,569)	46.1%
Auxiliary Surplus/(Deficit)		$327,437	$44,677	$32	-99.9%
Estimated Ending Fund Balance		$643,741	$360,981	$361,297	0.1%

FY26 Budget Summary By Fund & Object Group

Fund Code & Name	YTD Thru: 5/31/2025	FY25 YTD	FY25 Budget	FY26 Budget	Change
06 Restricted Purposes					
Beginning Fund Balance		($26,833)	($26,833)	($34,979)	30.4%
Local Governmental Sources		$5,516	$0		
State Governmental Sources		$3,221,092	$2,555,951	$1,553,508	-39.2%
Federal Governmental Sources		$8,848,487	$8,175,051	$8,196,696	0.3%
Nongovernmental Gifts		$492,518	$513,882	$459,209	-10.6%
Other Revenue		$0	$1,304,428	$0	N/A
Total Restricted Purposes Fund Revenue		$12,567,613	$12,549,311	$10,209,413	-18.6%
Salaries		$1,559,050	$1,820,894	$1,755,907	-3.6%
Employee Benefits		$307,196	$375,523	$176,558	-53.0%
Contractual Services		$603,231	$1,180,565	$336,933	-71.5%
Supplies		$489,529	$752,985	$59,863	-92.0%
Travel		$62,168	$114,483	$44,450	-61.2%
Fixed Charges		$57,600	$0		
Utilities		$0	$1,083	$1,083	0.0%
Capital Outlay		$799,095	$1,510,115	$859,421	-43.1%
Other		$7,702,717	$6,793,664	$6,975,198	2.7%
Total Restricted Purposes Fund Expense		$11,580,586	$12,549,311	$10,209,413	-18.6%
				$0	N/A
Total Restricted Purposes Fund Transfers				$0	N/A
Restricted Purposes Surplus/(Deficit)		$987,027	$0	$0	N/A
Estimated Ending Fund Balance		$960,194	($26,833)	($34,979)	30.4%

FY26 Budget Summary By Fund & Object Group

Fund Code & Name	YTD Thru: 5/31/2025	FY25 YTD	FY25 Budget	FY26 Budget	Change
07 Working Cash					
Beginning Fund Balance		$1,955,562	$1,955,562	$2,172,118	11.1%
Investment Revenue		$194,022	$51,638	$121,953	136.2%
Total Working Cash Fund Revenue		$194,022	$51,638	$121,953	136.2%
				$0	N/A
Interfund Transfer Out		$0	$0	$0	N/A
Total Working Cash Fund Transfers		$0	$0	$0	N/A
Working Cash Surplus/(Deficit)		$194,022	$51,638	$121,953	136.2%
Estimated Ending Fund Balance		$2,149,584	$2,007,200	$2,294,071	14.3%

FY26 Budget Summary By Fund & Object Group

Fund Code & Name	YTD Thru: 5/31/2025	FY25 YTD	FY25 Budget	FY26 Budget	Change
08 General Fixed Asset					
Beginning Fund Balance		$98,795,671	$98,795,671	$106,902,777	8.2%
Capital Outlay		($3,898,663)	$0	$0	N/A
Total General Fixed Asset Fund Expense		($3,898,663)	$0	$0	N/A
				$0	N/A
Total General Fixed Asset Fund Transfers				$0	N/A
General Fixed Asset Surplus/(Deficit)		$3,898,663	$0	$0	N/A
Estimated Ending Fund Balance		$102,694,334	$98,795,671	$106,902,777	8.2%

FY26 Budget Summary By Fund & Object Group

Fund Code & Name	YTD Thru: 5/31/2025	FY25 YTD	FY25 Budget	FY26 Budget	Change
09 General Long-Term Debt					
Beginning Fund Balance		($12,404,869)	($12,404,869)	($10,951,063)	-11.7%
Fixed Charges		($1,444,356)	$0	$0	N/A
Total General Long-Term Debt Fund Expense		($1,444,356)	$0	$0	N/A
				$0	N/A
Total General Long-Term Debt Fund Transfers				$0	N/A
General Long-Term Debt Surplus/(Deficit)		$1,444,356	$0	$0	N/A
Estimated Ending Fund Balance		($10,960,513)	($12,404,869)	($10,951,063)	-11.7%

FY26 Budget Summary By Fund & Object Group

Fund Code & Name	YTD Thru: 5/31/2025	FY25 YTD	FY25 Budget	FY26 Budget	Change
10 Trust & Agency					
Beginning Fund Balance		$434,047	$434,047	$453,670	4.5%
Nongovernmental Gifts		$116,245	$0	$0	N/A
Other Revenue		$74,146	$0	$0	N/A
Total Trust & Agency Fund Revenue		$190,391	$0	$0	N/A
Other		$179,955	$0	$0	N/A
Total Trust & Agency Fund Expense		$179,955	$0	$0	N/A
				$0	N/A
Total Trust & Agency Fund Transfers				$0	N/A
Trust & Agency Surplus/(Deficit)		$10,436	$0	$0	N/A
Estimated Ending Fund Balance		$444,483	$434,047	$453,670	4.5%

FY26 Budget Summary By Fund & Object Group

Fund Code & Name	YTD Thru: 5/31/2025	FY25 YTD	FY25 Budget	FY26 Budget	Change
11 Audit					
Beginning Fund Balance		$34,170	$34,170	$47,026	37.6%
Local Governmental Sources		$74,756	$90,000	$95,000	5.6%
Total Audit Fund Revenue		$74,756	$90,000	$95,000	5.6%
Contractual Services		$69,400	$86,750	$91,000	4.9%
Total Audit Fund Expense		$69,400	$86,750	$91,000	4.9%
Audit Surplus/(Deficit)		$5,356	$3,250	$4,000	23.1%
Estimated Ending Fund Balance		$39,526	$37,420	$51,026	36.4%

FY26 Budget Summary By Fund & Object Group

Fund Code & Name	YTD Thru: 5/31/2025	FY25 YTD	FY25 Budget	FY26 Budget	Change
12 Liability, Protection & Settlement					
Beginning Fund Balance		$635,329	$635,329	$591,103	-7.0%
Local Governmental Sources		$650,884	$702,444	$734,648	4.6%
Investment Revenue		$138,023	$10,819	$24,148	123.2%
Total Liability, Protection & Settlement Fund Revenue		$788,908	$713,263	$758,796	6.4%
Employee Benefits		$740,154	$601,331	$616,740	2.6%
Fixed Charges		$114,881	$117,860	$129,646	10.0%
Total Liability, Protection & Settlement Fund Expense		$855,034	$719,191	$746,386	3.8%
				$0	N/A
Total Liability, Protection & Settlement Fund Transfers				$0	N/A
Liability, Protection & Settlement Surplus/(Deficit)		($66,127)	($5,928)	$12,410	-309.3%
Estimated Ending Fund Balance		$569,202	$629,401	$603,513	-4.1%

FY26 Budget Summary By Fund & Object Group

Fund Code & Name	YTD Thru: 5/31/2025	FY25 YTD	FY25 Budget	FY26 Budget	Change
13 Building Bond Proceeds					
Beginning Fund Balance		$0	$0		
				$0	N/A
Total Building Bond Proceeds Fund Transfers				$0	N/A
Building Bond Proceeds Surplus/(Deficit)				$0	N/A
Estimated Ending Fund Balance					

FY26 Budget Summary By Fund & Object Group

Fund Code & Name	YTD Thru: 5/31/2025	FY25 YTD	FY25 Budget	FY26 Budget	Change
14 Public Building Commission Rental					
Beginning Fund Balance		$0	$0		
				$0	N/A
Total Public Building Commission Rental Fund Transfers				$0	N/A
Public Building Commission Rental Surplus/(Deficit)				$0	N/A
Estimated Ending Fund Balance					

FY26 Budget Summary By Fund & Object Group

Fund Code & Name	YTD Thru: 5/31/2025	FY25 YTD	FY25 Budget	FY26 Budget	Change
15 Public Building Commission Operation & Maintenance					
Beginning Fund Balance		$0	$0		
				$0	N/A
Total Public Building Commission Operation & Maintenance Fund Transfers				$0	N/A
Public Building Commission Operation & Maintenance Surplu				$0	N/A
Estimated Ending Fund Balance					

FY26 Budget Summary By Fund & Object Group

Fund Code & Name	YTD Thru: 5/31/2025	FY25 YTD	FY25 Budget	FY26 Budget	Change
17 OPEB Liability					
Beginning Fund Balance		($19,599,752)	($19,599,752)	($19,599,752)	0.0%
Other Revenue		$0	$1,500,000	$1,500,000	0.0%
Total OPEB Liability Fund Revenue		$0	$1,500,000	$1,500,000	0.0%
Employee Benefits		$0	$2,999,998	$2,999,998	0.0%
Total OPEB Liability Fund Expense		$0	$2,999,998	$2,999,998	0.0%
OPEB Liability Surplus/(Deficit)		$0	($1,499,998)	($1,499,998)	0.0%
Estimated Ending Fund Balance		($19,599,752)	($21,099,750)	($21,099,750)	0.0%

FY26 Budget Summary By Fund & Object Group

Fund Code & Name	YTD Thru: 5/31/2025	FY25 YTD	FY25 Budget	FY26 Budget	Change
Grand Total All Funds Combined		$5,319,690	($18,329,363)	($27,487,989)	50.0%

This page left blank intentionally

Budgets By Fund
and
Object Group

This page left blank intentionally

McHenry County College
Budget By Fund And Object
Fiscal Year 2026

Fd-Prog-Depart-Object	Description	Budget	Sub Total
EDUCATION FUND 01			
Local Government			
01-0000-000000-410100105	REAL ESTATE TAXES	-26,738,120	
01-0000-000000-410350000	CPPRT	-478,614	
TOTAL LOCAL GOVERNMENT			-27,216,734
State Government			
01-0000-000000-420100005	ICCB IVG/ING SHORTFALL GRANT	-107,362	
01-0000-000000-420100100	BASE OPERATING GRANTS	-4,184,804	
01-0000-000000-420100200	EQUALIZATION GRANT	-5,786,940	
01-0000-000000-420309905	AVTE/CTE GENERAL REVENUE	-386,900	
TOTAL STATE GOVERNMENT			-10,466,006
Federal Government			
01-0000-000000-439999999			
TOTAL FEDERAL GOVERNMENT			
Student Tuition and Fees			
01-0000-000000-440900010	PROFICIENCY EXAM	-450	
01-0000-000000-440900015	CLEP TESTING	-100	
01-0000-000000-440900020	GED TESTING	-100	
01-0000-000000-440900025	MAKE UP TESTING FEES	-100	
01-0000-000000-440900030	PLACEMENT EXAM FEE	-100	
01-0000-000000-440900005	TRANSCRIPT FEES	-40,000	
01-0000-000000-440900050	WORK KEYS TESTING FEES	-100	
01-0000-000000-440900045	TESTING CTR SERV FEE	-5,000	
01-0000-000000-440900040	OTHER TESTING FEES	-100	
01-0000-000000-440200025	TECHNOLOGY FEE	-975,871	
01-0000-000000-440200020	NURSING FEES	-2,000	
01-0000-000000-440200015	GRADUATION FEES	-300	
01-0000-000000-440200010	REGISTRATION FEES	-110,000	
01-0000-000000-440200006	COURSE FEES	-728,732	
01-0000-000000-440100400	TUITION-INTERNATIONAL STUDENTS	-14,849	
01-0000-000000-440100300	TUITION-OUT OF STATE	-22,006	
01-0000-000000-440100100	TUITION-IN DISTRICT	-10,341,624	
01-0000-000000-440100200	TUITION-OUT OF DISTRICT	-160,924	
01-0000-000000-442005000	MISC. FEES	-750,000	
01-0000-000000-440200040	DUAL CREDIT FEES	-279,125	
TOTAL STUDENT TUITION AND FEES			-13,431,481

Fd-Prog-Depart-Object	Description	Budget	Sub Total
Sales and Service Fees			
01-0000-102011-450900100	CULINARY & OTHER MISC.	0	
01-0000-102011-450900101	BAKERY FOOD SALES	0	
01-0000-101052-450900055	STUDENT FARM SALES	0	
01-0000-101052-450900045	GREENHOUSE LAB SALES	0	
01-0000-000000-450400050	FITNESS CENTER REVENUE	-6,000	
01-0000-000000-450400032	KIDS & COLLEGE TUITION	-150,000	
01-0000-904183-450400070	PLANETARIUM EVENTS REVENUE	-20,000	
01-0000-101052-450900050	FLORAL SHOP LAB SALES	0	
	TOTAL SALES AND SERVICE FEES		-176,000
Facilities Revenue			
01-0000-000000-460900005	MISC RENTAL	-18,966	
	TOTAL FACILITIES REVENUE		-18,966
Investment Revenue			
01-0000-000000-470900005	INTEREST ON INVESTMENTS	-60,000	
01-0000-000000-470900006	CHANGE IN FAIR VALUE OF INVEST	-447,020	
01-0000-000000-470900007	INVESTMENT TRANSACTION FEES	8,660	
	TOTAL INVESTMENT REVENUE		-498,360
Non Governmental Gifts			
01-0000-000000-480900005	DONATIONS	-1,000	
01-0000-000000-480900025	FOUNDATION CONTRIBUTIONS	-10,000	
	TOTAL NON GOVERNMENTAL GIFTS		-11,000
Other Sources			
01-0000-000000-490900050	OTHER MISC INCOME	-25,000	
01-0000-904183-490900050	OTHER MISC INCOME	-2,500	
01-0000-303043-490900050	OTHER MISC INCOME	0	
01-0000-103015-490900050	OTHER MISC INCOME	0	
01-0000-102050-490900059	RECYCLING REVENUE	-500	
01-0000-000000-490900090	SURS PASS THROUGH REVENUE	-22,500,000	
01-0000-000000-490900056	SURPLUS SALES	-2,000	
01-0000-000000-490900055	NSF SERVICE CHARGE	-250	
01-0000-303024-490900024	CAREER SERVICES FAIR FEES	-12,000	
01-0000-000000-490100205	LIBRARY FINES & FEES	-150	
01-0000-000000-490900045	COBRA HEALTH INSURANCE CONTRIB	-2,500	
01-0000-404010-490900058	SUSTAINABILITY REVENUE	-50,000	
01-0000-000000-490900005	FAX DOCUMENT FEE REVENUE	-50	
01-0000-000000-490900020	COLLEGE FAIR FEES	-1,500	
01-0000-000000-490900040	RETIREE HEALTH INSURANCE CONTR	-1,000	
01-0000-000000-490900030	EMPLOYEE HEALTH INSURANCE CONT	-2,000,000	
01-0000-000000-490900035	COLLEGE HEALTH INSURANCE CONTR	-4,000,000	
01-0000-000000-490900036	COLLEGE GRP LIFE INS CONTRIBUT	-23,000	
01-0000-000000-490900025	CELLUAR ONE INCOME	-9,372	
	TOTAL OTHER SOURCES		-28,629,822

Fd-Prog-Depart-Object	Description	Budget	Sub Total
Salaries			
01-1040-103030-510300410	FT INSTR STAFF - OVERLOAD	5,000	
01-1040-103030-510300420	NON-INSTRUCTIONAL OVERLOAD	0	
01-1040-103040-510300100	FT TEACHING FACULTY	127,681	
01-1040-103040-510300115	INSTR STAFF - INDEP STUDY	5,356	
01-1040-103040-510300205	PT INSTRUCTIONAL OTHER	1,093	
01-1040-103040-510300210	PT INSTR - INDEP STUDY	16,391	
01-1040-103040-510300410	FT INSTR STAFF - OVERLOAD	10,000	
01-1040-103030-510300215	PT STIPENDS FALL SPRG SUM	174,836	
01-1040-103025-510300215	PT STIPENDS FALL SPRG SUM	1,093	
01-1040-103040-510300420	NON-INSTRUCTIONAL OVERLOAD	0	
01-1040-103070-510300100	FT TEACHING FACULTY	120,000	
01-1040-103040-510300215	PT STIPENDS FALL SPRG SUM	81,955	
01-1040-103030-510300205	PT INSTRUCTIONAL OTHER	1,311	
01-1040-103030-510300110	FT STIPENDS FALL SPRING SUMMER	0	
01-1040-103030-510300100	FT TEACHING FACULTY	131,851	
01-1040-103070-510300420	NON-INSTRUCTIONAL OVERLOAD	5,000	
01-1040-103025-510300410	FT INSTR STAFF - OVERLOAD	0	
01-2010-202010-510300110	FT STIPENDS FALL SPRING SUMMER	18,000	
01-1040-103025-510300100	FT TEACHING FACULTY	194,389	
01-1040-103025-510100100	FT ADMINISTRATIVE STAFF	0	
01-1040-103020-510300420	NON-INSTRUCTIONAL OVERLOAD	0	
01-1040-103020-510300410	FT INSTR STAFF - OVERLOAD	1,000	
01-1040-103020-510300215	PT STIPENDS FALL SPRG SUM	21,855	
01-1040-103020-510300205	PT INSTRUCTIONAL OTHER	0	
01-1040-103020-510300100	FT TEACHING FACULTY	185,008	
01-1040-103010-510300420	NON-INSTRUCTIONAL OVERLOAD	0	
01-1040-103025-510300420	NON-INSTRUCTIONAL OVERLOAD	0	
01-2030-201048-510100100	FT ADMINISTRATIVE STAFF	124,056	
01-1030-102040-510300210	PT INSTR - INDEP STUDY	328	
01-1040-103010-510300410	FT INSTR STAFF - OVERLOAD	35,000	
01-2080-201015-510100100	FT ADMINISTRATIVE STAFF	357,592	
01-2080-201012-510200100	FT PROF/TECH STAFF	0	
01-2080-201010-510300420	NON-INSTRUCTIONAL OVERLOAD	46,594	
01-2080-201010-510300215	PT STIPENDS FALL SPRG SUM	16,391	
01-2080-201010-510300205	PT INSTRUCTIONAL OTHER	1,093	
01-2080-201010-510300110	FT STIPENDS FALL SPRING SUMMER	30,000	
01-2080-201010-510200100	FT PROF/TECH STAFF	132,684	
01-2080-201010-510100100	FT ADMINISTRATIVE STAFF	180,000	
01-2030-201048-510300215	PT STIPENDS FALL SPRG SUM	25,000	
01-2010-202010-510100100	FT ADMINISTRATIVE STAFF	108,212	
01-2030-201048-510200100	FT PROF/TECH STAFF	83,339	
01-1040-103080-510300100	FT TEACHING FACULTY	80,000	
01-2020-201025-510300205	PT INSTRUCTIONAL OTHER	268,973	
01-2020-201025-510200200	PT PROF/TECHNICAL STAFF	0	
01-2020-201025-510200100	FT PROF/TECH STAFF	243,491	
01-2010-202015-510200100	FT PROF/TECH STAFF	68,671	
01-2010-202010-510600200	PT CLERICAL STAFF	59,451	
01-2010-202010-510600100	FT CLERICAL STAFF	49,747	

Fd-Prog-Depart-Object	Description	Budget	Sub Total
01-2010-202010-510500100	FT ACADEMIC SUPPORT	171,458	
01-2010-202010-510300205	PT INSTRUCTIONAL OTHER	81,955	
01-2010-202010-510200100	FT PROF/TECH STAFF	105,381	
01-1040-103090-510300100	FT TEACHING FACULTY	40,000	
01-1040-103080-510300420	NON-INSTRUCTIONAL OVERLOAD	5,000	
01-1040-103080-510300110	FT STIPENDS FALL SPRING SUMMER	12,000	
01-2030-201048-510300110	FT STIPENDS FALL SPRING SUMMER	2,000	
01-1030-102034-510300410	FT INSTR STAFF - OVERLOAD	15,000	
01-1030-102040-510300215	PT STIPENDS FALL SPRG SUM	76,491	
01-3040-302025-510100100	FT ADMINISTRATIVE STAFF	103,619	
01-1030-102040-510300205	PT INSTRUCTIONAL OTHER	0	
01-1030-102040-510300115	INSTR STAFF - INDEP STUDY	3,399	
01-1030-102040-510300100	FT TEACHING FACULTY	103,187	
01-1030-102036-510300420	NON-INSTRUCTIONAL OVERLOAD	17,622	
01-1030-102036-510300410	FT INSTR STAFF - OVERLOAD	5,000	
01-1030-102036-510300215	PT STIPENDS FALL SPRG SUM	54,636	
01-1030-102036-510300210	PT INSTR - INDEP STUDY	4,371	
01-1030-102036-510300205	PT INSTRUCTIONAL OTHER	274	
01-1030-102036-510300100	FT TEACHING FACULTY	256,405	
01-1030-102040-510300410	FT INSTR STAFF - OVERLOAD	9,000	
01-1030-102034-510300420	NON-INSTRUCTIONAL OVERLOAD	9,452	
01-1030-102042-510300115	INSTR STAFF - INDEP STUDY	1,200	
01-1030-102034-510300215	PT STIPENDS FALL SPRG SUM	169,373	
01-1030-102034-510300210	PT INSTR - INDEP STUDY	27,318	
01-1030-102034-510300205	PT INSTRUCTIONAL OTHER	546	
01-1030-102034-510300115	INSTR STAFF - INDEP STUDY	3,732	
01-1030-102034-510300100	FT TEACHING FACULTY	231,912	
01-1030-102033-510300100	FT TEACHING FACULTY	81,820	
01-1030-102030-510300420	NON-INSTRUCTIONAL OVERLOAD	34,492	
01-1030-102030-510300410	FT INSTR STAFF - OVERLOAD	40,000	
01-1030-102030-510300215	PT STIPENDS FALL SPRG SUM	32,782	
01-1030-102030-510300210	PT INSTR - INDEP STUDY	274	
01-1030-102030-510300205	PT INSTRUCTIONAL OTHER	109	
01-1030-102036-510200100	FT PROF/TECH STAFF	57,845	
01-1030-102055-510300205	PT INSTRUCTIONAL OTHER	10,000	
01-1040-103010-510300205	PT INSTRUCTIONAL OTHER	0	
01-1040-103010-510300110	FT STIPENDS FALL SPRING SUMMER	0	
01-1040-103010-510300100	FT TEACHING FACULTY	591,073	
01-1040-103010-510100100	FT ADMINISTRATIVE STAFF	307,887	
01-1030-103015-510600100	FT CLERICAL STAFF	56,367	
01-1030-103015-510300410	FT INSTR STAFF - OVERLOAD	11,000	
01-1030-103015-510300215	PT STIPENDS FALL SPRG SUM	10,927	
01-1030-103015-510300210	PT INSTR - INDEP STUDY	546	
01-1030-103015-510300100	FT TEACHING FACULTY	100,582	
01-1030-103015-510100100	FT ADMINISTRATIVE STAFF	136,942	
01-1030-102055-510300420	NON-INSTRUCTIONAL OVERLOAD	3,500	
01-2080-201015-510200100	FT PROF/TECH STAFF	87,453	
01-1030-102055-510300215	PT STIPENDS FALL SPRG SUM	212,297	
01-1030-102040-510300420	NON-INSTRUCTIONAL OVERLOAD	15,644	

Fd-Prog-Depart-Object	Description	Budget	Sub Total
01-1030-102055-510300100	FT TEACHING FACULTY	106,835	
01-1030-102050-510300420	NON-INSTRUCTIONAL OVERLOAD	3,500	
01-1030-102050-510300410	FT INSTR STAFF - OVERLOAD	2,000	
01-1030-102050-510300215	PT STIPENDS FALL SPRG SUM	54,636	
01-1030-102050-510300205	PT INSTRUCTIONAL OTHER	10,927	
01-1030-102050-510300100	FT TEACHING FACULTY	198,036	
01-1030-102044-510300215	PT STIPENDS FALL SPRG SUM	30,900	
01-1030-102044-510200100	FT PROF/TECH STAFF	194,817	
01-1030-102044-510100100	FT ADMINISTRATIVE STAFF	101,525	
01-1030-102042-510300410	FT INSTR STAFF - OVERLOAD	5,000	
01-1030-102042-510300215	PT STIPENDS FALL SPRG SUM	5,463	
01-1040-103010-510300215	PT STIPENDS FALL SPRG SUM	87,418	
01-1030-102055-510300410	FT INSTR STAFF - OVERLOAD	15,000	
01-8020-502025-510200100	FT PROF/TECH STAFF	80,211	
01-8040-503010-510600100	FT CLERICAL STAFF	57,138	
01-8040-503010-510300215	PT STIPENDS FALL SPRG SUM	10,927	
01-8040-503010-510200100	FT PROF/TECH STAFF	354,920	
01-8040-503010-510100100	FT ADMINISTRATIVE STAFF	407,962	
01-8040-501036-510600110	FT SERVICE STAFF	54,524	
01-8040-501036-510200200	PT PROF/TECHNICAL STAFF	27,262	
01-8040-501036-510200100	FT PROF/TECH STAFF	430,553	
01-8040-501036-510100100	FT ADMINISTRATIVE STAFF	136,942	
01-8030-501032-510200100	FT PROF/TECH STAFF	624,431	
01-8030-501032-510100100	FT ADMINISTRATIVE STAFF	127,237	
01-8030-501022-510200100	FT PROF/TECH STAFF	270,238	
01-8010-501012-510100100	FT ADMINISTRATIVE STAFF	363,711	
01-8020-502030-510200100	FT PROF/TECH STAFF	113,325	
01-8060-501016-510100100	FT ADMINISTRATIVE STAFF	0	
01-8020-502025-510100100	FT ADMINISTRATIVE STAFF	191,861	
01-8020-502015-510600100	FT CLERICAL STAFF	53,839	
01-8020-502015-510200200	PT PROF/TECHNICAL STAFF	0	
01-8020-502015-510200100	FT PROF/TECH STAFF	432,454	
01-8020-502015-510100100	FT ADMINISTRATIVE STAFF	142,887	
01-8020-502010-510200100	FT PROF/TECH STAFF	140,477	
01-8020-501028-510600100	FT CLERICAL STAFF	0	
01-8020-501020-510200100	FT PROF/TECH STAFF	67,755	
01-8020-501020-510100100	FT ADMINISTRATIVE STAFF	117,446	
01-8010-501013-510100100	FT ADMINISTRATIVE STAFF	142,887	
01-3020-303070-510100100	FT ADMINISTRATIVE STAFF	96,890	
01-8030-501022-510100100	FT ADMINISTRATIVE STAFF	127,237	
01-8070-506010-510100100	FT ADMINISTRATIVE STAFF	184,225	
01-8080-504030-510900070	SOCIAL INITIATIVE EMPLOYEES	12,000	
01-8080-504030-510600100	FT CLERICAL STAFF	123,830	
01-8080-504030-510200100	FT PROF/TECH STAFF	639,714	
01-8080-504030-510100100	FT ADMINISTRATIVE STAFF	117,446	
01-8080-504020-510200100	FT PROF/TECH STAFF	695,052	
01-8080-504020-510100100	FT ADMINISTRATIVE STAFF	239,347	
01-8080-504015-510200100	FT PROF/TECH STAFF	439,085	
01-8080-504015-510100100	FT ADMINISTRATIVE STAFF	117,446	

Fd-Prog-Depart-Object	Description	Budget	Sub Total
01-8080-504010-510200100	FT PROF/TECH STAFF	85,310	
01-8080-504010-510100100	FT ADMINISTRATIVE STAFF	190,965	
01-8070-506015-510200100	FT PROF/TECH STAFF	132,763	
01-8040-503010-510600200	PT CLERICAL STAFF	0	
01-8070-506010-510200100	FT PROF/TECH STAFF	83,339	
01-8040-503010-510900060	SIGN ON BONUS	15,000	
01-8060-501024-510600200	PT CLERICAL STAFF	0	
01-8060-501016-510900080	EPL AWARDS	32,500	
01-8060-501016-510900045	ADJUNCT BONUS STIPEND	60,000	
01-8060-501016-510900040	FACULTY TUITION STIPEND	156,800	
01-8060-501016-510600200	PT CLERICAL STAFF	0	
01-8060-501016-510600101	FT CLERICAL VACANCY ALLOWANCE	-101,698	
01-8060-501016-510300215	PT STIPENDS FALL SPRG SUM	0	
01-8060-501016-510300206	PT INSTRUCT VACANCY ALLOWANCE	-203,396	
01-8060-501016-510200101	FT PROF VACANCY ALLOWANCE	-101,698	
01-8060-501016-510200100	FT PROF/TECH STAFF	55,124	
01-8060-501016-510100101	FT ADMIN VACANCY ALLOWANCE	-101,698	
01-4040-404010-510300215	PT STIPENDS FALL SPRG SUM	0	
01-8070-506015-510100100	FT ADMINISTRATIVE STAFF	117,694	
01-3020-302015-510200200	PT PROF/TECHNICAL STAFF	36,563	
01-3020-303034-510200100	FT PROF/TECH STAFF	219,136	
01-3020-303034-510100100	FT ADMINISTRATIVE STAFF	96,890	
01-3020-303026-510600200	PT CLERICAL STAFF	38,396	
01-3020-303024-510600100	FT CLERICAL STAFF	53,946	
01-3020-303024-510200100	FT PROF/TECH STAFF	76,047	
01-3020-303018-510600200	PT CLERICAL STAFF	71,651	
01-3020-303018-510200100	FT PROF/TECH STAFF	129,621	
01-3020-303012-510300110	FT STIPENDS FALL SPRING SUMMER	0	
01-3020-303010-510300215	PT STIPENDS FALL SPRG SUM	19,492	
01-3020-302020-510200100	FT PROF/TECH STAFF	596,855	
01-3020-302020-510100100	FT ADMINISTRATIVE STAFF	99,581	
01-8010-501012-510200100	FT PROF/TECH STAFF	86,305	
01-3020-302015-510600100	FT CLERICAL STAFF	181,353	
01-1030-102030-510300115	INSTR STAFF - INDEP STUDY	1,449	
01-3020-302015-510200100	FT PROF/TECH STAFF	229,837	
01-3020-302015-510100100	FT ADMINISTRATIVE STAFF	98,236	
01-3010-303016-510300215	PT STIPENDS FALL SPRG SUM	3,230	
01-3010-303016-510300110	FT STIPENDS FALL SPRING SUMMER	20,000	
01-3010-302016-510200100	FT PROF/TECH STAFF	73,249	
01-3010-302010-510600200	PT CLERICAL STAFF	0	
01-3010-302010-510600100	FT CLERICAL STAFF	369,574	
01-3010-302010-510200100	FT PROF/TECH STAFF	106,713	
01-3010-302010-510100100	FT ADMINISTRATIVE STAFF	258,372	
01-2080-201018-510200100	FT PROF/TECH STAFF	56,367	
01-2080-201018-510100100	FT ADMINISTRATIVE STAFF	131,807	
01-3020-302015-510600200	PT CLERICAL STAFF	0	
01-4010-401012-510100100	FT ADMINISTRATIVE STAFF	105,702	
01-4040-404010-510100100	FT ADMINISTRATIVE STAFF	111,415	
01-4030-401016-510600200	PT CLERICAL STAFF	0	

Fd-Prog-Depart-Object	Description	Budget	Sub Total
01-4010-401034-510200100	FT PROF/TECH STAFF	145,759	
01-4010-401032-510600100	FT CLERICAL STAFF	55,595	
01-4010-401032-510300215	PT STIPENDS FALL SPRG SUM	61	
01-4010-401030-510300215	PT STIPENDS FALL SPRG SUM	39,338	
01-4010-401030-510300205	PT INSTRUCTIONAL OTHER	32,782	
01-4010-401030-510300110	FT STIPENDS FALL SPRING SUMMER	0	
01-4010-401012-510600200	PT CLERICAL STAFF	0	
01-4010-401012-510300215	PT STIPENDS FALL SPRG SUM	22,360	
01-4010-401012-510300205	PT INSTRUCTIONAL OTHER	98,345	
01-3020-303034-510200200	PT PROF/TECHNICAL STAFF	69,191	
01-4010-401012-510200100	FT PROF/TECH STAFF	285,816	
01-3020-303060-510200100	FT PROF/TECH STAFF	280,354	
01-3090-303043-510200100	FT PROF/TECH STAFF	76,047	
01-3090-303043-510100100	FT ADMINISTRATIVE STAFF	0	
01-3080-904147-510100100	FT ADMINISTRATIVE STAFF	102,273	
01-3060-303042-510200100	FT PROF/TECH STAFF	61,516	
01-3060-303038-510200100	FT PROF/TECH STAFF	68,671	
01-3060-303032-510300420	NON-INSTRUCTIONAL OVERLOAD	0	
01-3060-303030-510300420	NON-INSTRUCTIONAL OVERLOAD	14,480	
01-3040-302025-510600100	FT CLERICAL STAFF	0	
01-3040-302025-510200100	FT PROF/TECH STAFF	363,351	
01-1030-102044-510300110	FT STIPENDS FALL SPRING SUMMER	110,000	
01-3020-303070-510200100	FT PROF/TECH STAFF	0	
01-2080-201015-510800015	STUDENT EMPLOYEES - WSI	250,000	
01-4010-401012-510300110	FT STIPENDS FALL SPRING SUMMER	0	
01-1010-101040-510300110	FT STIPENDS FALL SPRING SUMMER	0	
01-1010-101044-510300110	FT STIPENDS FALL SPRING SUMMER	0	
01-1010-101044-510300100	FT TEACHING FACULTY	391,382	
01-1010-101042-510300420	NON-INSTRUCTIONAL OVERLOAD	0	
01-1010-101042-510300410	FT INSTR STAFF - OVERLOAD	25,000	
01-1010-101042-510300215	PT STIPENDS FALL SPRG SUM	125,664	
01-1010-101042-510300205	PT INSTRUCTIONAL OTHER	546	
01-1010-101042-510300100	FT TEACHING FACULTY	224,615	
01-1010-101042-510200100	FT PROF/TECH STAFF	73,249	
01-1010-101040-510600200	PT CLERICAL STAFF	30,676	
01-1010-101040-510300420	NON-INSTRUCTIONAL OVERLOAD	0	
01-1010-101040-510300410	FT INSTR STAFF - OVERLOAD	110,000	
01-1010-101056-510300410	FT INSTR STAFF - OVERLOAD	35,000	
01-1010-101040-510300205	PT INSTRUCTIONAL OTHER	1,093	
01-1010-101044-510300420	NON-INSTRUCTIONAL OVERLOAD	0	
01-1010-101040-510300100	FT TEACHING FACULTY	583,166	
01-1010-101040-510200100	FT PROF/TECH STAFF	79,521	
01-1010-101038-510300420	NON-INSTRUCTIONAL OVERLOAD	0	
01-1010-101038-510300410	FT INSTR STAFF - OVERLOAD	65,000	
01-1010-101038-510300215	PT STIPENDS FALL SPRG SUM	218,545	
01-1010-101038-510300210	PT INSTR - INDEP STUDY	5,463	
01-1010-101038-510300205	PT INSTRUCTIONAL OTHER	2,732	
01-1010-101038-510300100	FT TEACHING FACULTY	1,181,444	
01-1010-101036-510600200	PT CLERICAL STAFF	0	

Fd-Prog-Depart-Object	Description	Budget	Sub Total
01-1010-101036-510300215	PT STIPENDS FALL SPRG SUM	53,623	
01-1010-101036-510200100	FT PROF/TECH STAFF	56,367	
01-1010-101040-510300215	PT STIPENDS FALL SPRG SUM	202,154	
01-1010-101052-510300205	PT INSTRUCTIONAL OTHER	0	
01-1010-101056-510300215	PT STIPENDS FALL SPRG SUM	136,864	
01-1010-101056-510300210	PT INSTR - INDEP STUDY	5,463	
01-1010-101056-510300205	PT INSTRUCTIONAL OTHER	0	
01-1010-101056-510300100	FT TEACHING FACULTY	465,907	
01-1010-101054-510300215	PT STIPENDS FALL SPRG SUM	57,956	
01-1010-101054-510200100	FT PROF/TECH STAFF	60,823	
01-1010-101052-510800015	STUDENT EMPLOYEES - WSI	0	
01-1010-101052-510600220	PT SERVICE STAFF	0	
01-1010-101052-510600100	FT CLERICAL STAFF	54,524	
01-1010-101052-510300420	NON-INSTRUCTIONAL OVERLOAD	0	
01-1010-101052-510300410	FT INSTR STAFF - OVERLOAD	20,000	
01-1010-101044-510300215	PT STIPENDS FALL SPRG SUM	54,636	
01-1010-101052-510300210	PT INSTR - INDEP STUDY	2,732	
01-1010-101044-510300410	FT INSTR STAFF - OVERLOAD	65,000	
01-1010-101052-510300110	FT STIPENDS FALL SPRING SUMMER	0	
01-1010-101052-510300100	FT TEACHING FACULTY	106,835	
01-1010-101050-510300420	NON-INSTRUCTIONAL OVERLOAD	380	
01-1010-101050-510300215	PT STIPENDS FALL SPRG SUM	21,855	
01-1010-101050-510300100	FT TEACHING FACULTY	103,187	
01-1010-101046-510300420	NON-INSTRUCTIONAL OVERLOAD	0	
01-1010-101046-510300410	FT INSTR STAFF - OVERLOAD	0	
01-1010-101046-510300215	PT STIPENDS FALL SPRG SUM	32,782	
01-1010-101046-510300210	PT INSTR - INDEP STUDY	1,093	
01-1010-101046-510300205	PT INSTRUCTIONAL OTHER	0	
01-1010-101044-510800015	STUDENT EMPLOYEES - WSI	0	
01-1010-101030-510300410	FT INSTR STAFF - OVERLOAD	15,000	
01-1010-101052-510300215	PT STIPENDS FALL SPRG SUM	54,636	
01-1010-101012-510300420	NON-INSTRUCTIONAL OVERLOAD	0	
01-1010-101036-510100100	FT ADMINISTRATIVE STAFF	270,049	
01-1010-101016-510300410	FT INSTR STAFF - OVERLOAD	40,000	
01-1010-101016-510300215	PT STIPENDS FALL SPRG SUM	245,863	
01-1010-101016-510300210	PT INSTR - INDEP STUDY	8,742	
01-1010-101016-510300205	PT INSTRUCTIONAL OTHER	1,093	
01-1010-101016-510300115	INSTR STAFF - INDEP STUDY	958	
01-1010-101016-510300100	FT TEACHING FACULTY	454,441	
01-1010-101014-510300420	NON-INSTRUCTIONAL OVERLOAD	0	
01-1010-101014-510300410	FT INSTR STAFF - OVERLOAD	27,000	
01-1010-101014-510300215	PT STIPENDS FALL SPRG SUM	152,982	
01-1010-101014-510300205	PT INSTRUCTIONAL OTHER	274	
01-1010-101018-510300100	FT TEACHING FACULTY	90,836	
01-1010-101014-510300100	FT TEACHING FACULTY	246,764	
01-1010-101018-510300110	FT STIPENDS FALL SPRING SUMMER	0	
01-1010-101012-510300410	FT INSTR STAFF - OVERLOAD	13,000	
01-1010-101012-510300215	PT STIPENDS FALL SPRG SUM	49,172	
01-1010-101012-510300205	PT INSTRUCTIONAL OTHER	5,463	

Fd-Prog-Depart-Object	Description	Budget	Sub Total
01-1010-101012-510300115	INSTR STAFF - INDEP STUDY	2,799	
01-1010-101012-510300100	FT TEACHING FACULTY	125,440	
01-1010-101010-510300420	NON-INSTRUCTIONAL OVERLOAD	0	
01-1010-101010-510300410	FT INSTR STAFF - OVERLOAD	36,000	
01-1010-101010-510300215	PT STIPENDS FALL SPRG SUM	218,545	
01-1010-101010-510300210	PT INSTR - INDEP STUDY	546	
01-1010-101010-510300205	PT INSTRUCTIONAL OTHER	546	
01-1010-101010-510300115	INSTR STAFF - INDEP STUDY	400	
01-1010-101010-510300100	FT TEACHING FACULTY	1,100,406	
01-1010-101014-510300115	INSTR STAFF - INDEP STUDY	25	
01-1010-101024-510300215	PT STIPENDS FALL SPRG SUM	5,463	
01-1010-101028-510300420	NON-INSTRUCTIONAL OVERLOAD	0	
01-1010-101030-510300215	PT STIPENDS FALL SPRG SUM	120,200	
01-1010-101030-510300210	PT INSTR - INDEP STUDY	2,732	
01-1010-101030-510300205	PT INSTRUCTIONAL OTHER	0	
01-1010-101030-510300100	FT TEACHING FACULTY	279,336	
01-1030-102030-510300100	FT TEACHING FACULTY	267,350	
01-1010-101028-510300410	FT INSTR STAFF - OVERLOAD	1,500	
01-1030-102044-510300420	NON-INSTRUCTIONAL OVERLOAD	0	
01-1010-101028-510300210	PT INSTR - INDEP STUDY	5,463	
01-1010-101028-510300205	PT INSTRUCTIONAL OTHER	0	
01-1010-101028-510300100	FT TEACHING FACULTY	113,089	
01-1010-101016-510300420	NON-INSTRUCTIONAL OVERLOAD	0	
01-1010-101026-510300210	PT INSTR - INDEP STUDY	1,093	
01-1010-101030-510300420	NON-INSTRUCTIONAL OVERLOAD	0	
01-1010-101024-510300210	PT INSTR - INDEP STUDY	5,463	
01-1010-101022-510300420	NON-INSTRUCTIONAL OVERLOAD	0	
01-1010-101022-510300410	FT INSTR STAFF - OVERLOAD	6,000	
01-1010-101022-510300215	PT STIPENDS FALL SPRG SUM	43,709	
01-1010-101022-510300210	PT INSTR - INDEP STUDY	71,027	
01-1010-101022-510300115	INSTR STAFF - INDEP STUDY	1,229	
01-1010-101022-510300100	FT TEACHING FACULTY	194,909	
01-1010-101020-510300215	PT STIPENDS FALL SPRG SUM	1,093	
01-1010-101020-510300100	FT TEACHING FACULTY	97,455	
01-1010-101018-510300420	NON-INSTRUCTIONAL OVERLOAD	0	
01-1010-101018-510300410	FT INSTR STAFF - OVERLOAD	1,000	
01-1010-101018-510300215	PT STIPENDS FALL SPRG SUM	1,093	
01-1010-101026-510300215	PT STIPENDS FALL SPRG SUM	8,742	
01-1020-102010-510300205	PT INSTRUCTIONAL OTHER	1,639	
01-1020-102019-510300210	PT INSTR - INDEP STUDY	129,581	
01-1020-102019-510300115	INSTR STAFF - INDEP STUDY	400	
01-1020-102019-510300100	FT TEACHING FACULTY	127,681	
01-1020-102016-510600100	FT CLERICAL STAFF	0	
01-1020-102016-510300420	NON-INSTRUCTIONAL OVERLOAD	14,644	
01-1020-102016-510300215	PT STIPENDS FALL SPRG SUM	54,210	
01-1020-102016-510300100	FT TEACHING FACULTY	84,426	
01-1020-102016-510200100	FT PROF/TECH STAFF	120,445	
01-1020-102016-510100100	FT ADMINISTRATIVE STAFF	131,807	
01-1020-102010-510300420	NON-INSTRUCTIONAL OVERLOAD	18,000	

Fd-Prog-Depart-Object	Description	Budget	Sub Total
01-1020-102010-510300410	FT INSTR STAFF - OVERLOAD	5,000	
01-1010-101080-510300210	PT INSTR - INDEP STUDY	1,639	
01-1020-102010-510300210	PT INSTR - INDEP STUDY	1,639	
01-1030-102018-510300115	INSTR STAFF - INDEP STUDY	200	
01-1020-102010-510300115	INSTR STAFF - INDEP STUDY	350	
01-1020-102010-510300100	FT TEACHING FACULTY	83,384	
01-1010-904183-510100100	FT ADMINISTRATIVE STAFF	7,170	
01-1010-101086-510300420	NON-INSTRUCTIONAL OVERLOAD	5,654	
01-1010-101086-510300410	FT INSTR STAFF - OVERLOAD	7,500	
01-1010-101086-510300215	PT STIPENDS FALL SPRG SUM	87,418	
01-1010-101086-510300205	PT INSTRUCTIONAL OTHER	2,781	
01-1010-101082-510300115	INSTR STAFF - INDEP STUDY	0	
01-1010-101080-510300420	NON-INSTRUCTIONAL OVERLOAD	24,000	
01-1010-101080-510300410	FT INSTR STAFF - OVERLOAD	10,000	
01-1010-101080-510300215	PT STIPENDS FALL SPRG SUM	114,736	
01-1020-102010-510300215	PT STIPENDS FALL SPRG SUM	136,590	
01-1030-102022-510300215	PT STIPENDS FALL SPRG SUM	164	
01-1010-101028-510300215	PT STIPENDS FALL SPRG SUM	76,491	
01-1010-101056-510300420	NON-INSTRUCTIONAL OVERLOAD	14,400	
01-1030-102026-510300420	NON-INSTRUCTIONAL OVERLOAD	18,000	
01-1030-102026-510300410	FT INSTR STAFF - OVERLOAD	0	
01-1030-102026-510300215	PT STIPENDS FALL SPRG SUM	5,463	
01-1030-102026-510300115	INSTR STAFF - INDEP STUDY	1,999	
01-1030-102024-510300420	NON-INSTRUCTIONAL OVERLOAD	0	
01-1030-102024-510300410	FT INSTR STAFF - OVERLOAD	1,000	
01-1030-102024-510300215	PT STIPENDS FALL SPRG SUM	87,418	
01-1030-102024-510300210	PT INSTR - INDEP STUDY	5,463	
01-1030-102024-510300205	PT INSTRUCTIONAL OTHER	236,746	
01-1020-102019-510300215	PT STIPENDS FALL SPRG SUM	10,927	
01-1030-102024-510100100	FT ADMINISTRATIVE STAFF	124,148	
01-1020-102019-510300420	NON-INSTRUCTIONAL OVERLOAD	6,000	
01-1030-102022-510300205	PT INSTRUCTIONAL OTHER	0	
01-1030-102020-510300420	NON-INSTRUCTIONAL OVERLOAD	7,000	
01-1030-102020-510300410	FT INSTR STAFF - OVERLOAD	10,000	
01-1030-102020-510300215	PT STIPENDS FALL SPRG SUM	10,927	
01-1030-102020-510300205	PT INSTRUCTIONAL OTHER	0	
01-1030-102020-510300115	INSTR STAFF - INDEP STUDY	1,799	
01-1030-102020-510300100	FT TEACHING FACULTY	191,261	
01-1030-102018-510300420	NON-INSTRUCTIONAL OVERLOAD	7,200	
01-1030-102018-510300410	FT INSTR STAFF - OVERLOAD	4,000	
01-1030-102018-510300215	PT STIPENDS FALL SPRG SUM	5,463	
01-1030-102018-510300210	PT INSTR - INDEP STUDY	1,093	
01-1030-102018-510300100	FT TEACHING FACULTY	85,468	
01-1030-102024-510200200	PT PROF/TECHNICAL STAFF	0	
01-1010-101062-510300100	FT TEACHING FACULTY	82,550	
01-1010-101066-510300410	FT INSTR STAFF - OVERLOAD	40,000	
01-1010-101066-510300215	PT STIPENDS FALL SPRG SUM	32,782	
01-1010-101066-510300210	PT INSTR - INDEP STUDY	3,824	
01-1010-101066-510300205	PT INSTRUCTIONAL OTHER	546	

Fd-Prog-Depart-Object	Description	Budget	Sub Total
01-1010-101066-510300115	INSTR STAFF - INDEP STUDY	200	
01-1010-101066-510300100	FT TEACHING FACULTY	190,010	
01-1010-101064-510300410	FT INSTR STAFF - OVERLOAD	10,000	
01-1010-101064-510300215	PT STIPENDS FALL SPRG SUM	21,855	
01-1010-101064-510300115	INSTR STAFF - INDEP STUDY	225	
01-1010-101064-510300100	FT TEACHING FACULTY	84,947	
01-1010-101062-510300215	PT STIPENDS FALL SPRG SUM	38,246	
01-1010-101066-510300420	NON-INSTRUCTIONAL OVERLOAD	18,000	
01-1010-101062-510300115	INSTR STAFF - INDEP STUDY	275	
01-1010-101062-510300410	FT INSTR STAFF - OVERLOAD	10,000	
01-1010-101060-510300410	FT INSTR STAFF - OVERLOAD	18,000	
01-1010-101060-510300215	PT STIPENDS FALL SPRG SUM	54,636	
01-1010-101060-510300210	PT INSTR - INDEP STUDY	0	
01-1010-101060-510300115	INSTR STAFF - INDEP STUDY	2,024	
01-1010-101060-510300100	FT TEACHING FACULTY	131,851	
01-1010-101058-510300420	NON-INSTRUCTIONAL OVERLOAD	7,200	
01-1010-101058-510300410	FT INSTR STAFF - OVERLOAD	20,000	
01-1010-101058-510300215	PT STIPENDS FALL SPRG SUM	44,588	
01-1010-101080-510300115	INSTR STAFF - INDEP STUDY	200	
01-1030-102018-510300205	PT INSTRUCTIONAL OTHER	0	
01-1010-101058-510300205	PT INSTRUCTIONAL OTHER	1,093	
01-1010-101058-510300100	FT TEACHING FACULTY	189,177	
01-1010-101062-510300205	PT INSTRUCTIONAL OTHER	546	
01-1010-101078-510300205	PT INSTRUCTIONAL OTHER	0	
01-1010-101072-510300210	PT INSTR - INDEP STUDY	5,463	
01-1010-101072-510300215	PT STIPENDS FALL SPRG SUM	65,564	
01-1010-101078-510300215	PT STIPENDS FALL SPRG SUM	49,172	
01-1010-101072-510300420	NON-INSTRUCTIONAL OVERLOAD	9,550	
01-1010-101074-510300410	FT INSTR STAFF - OVERLOAD	5,000	
01-1010-101072-510300115	INSTR STAFF - INDEP STUDY	1,794	
01-1010-101078-510300115	INSTR STAFF - INDEP STUDY	228	
01-1010-101072-510300410	FT INSTR STAFF - OVERLOAD	2,000	
01-1010-101078-510300210	PT INSTR - INDEP STUDY	4,371	
01-1010-101068-510300100	FT TEACHING FACULTY	137,583	
01-1010-101062-510300210	PT INSTR - INDEP STUDY	4,371	
01-1010-101078-510300410	FT INSTR STAFF - OVERLOAD	15,000	
01-1010-101078-510300420	NON-INSTRUCTIONAL OVERLOAD	10,000	
01-1010-101080-510300100	FT TEACHING FACULTY	191,262	
01-1010-101078-510300100	FT TEACHING FACULTY	61,496	
01-1010-101068-510300420	NON-INSTRUCTIONAL OVERLOAD	19,508	
01-1010-101074-510300215	PT STIPENDS FALL SPRG SUM	21,855	
01-1010-101068-510300115	INSTR STAFF - INDEP STUDY	18,360	
01-1010-101068-510300215	PT STIPENDS FALL SPRG SUM	54,636	
01-1010-101068-510300205	PT INSTRUCTIONAL OTHER	274	
01-1010-101068-510300410	FT INSTR STAFF - OVERLOAD	24,000	
01-1010-101068-510300210	PT INSTR - INDEP STUDY	3,824	
01-1010-101070-510300115	INSTR STAFF - INDEP STUDY	1,399	
01-1010-101070-510300215	PT STIPENDS FALL SPRG SUM	43,709	
01-1010-101070-510300410	FT INSTR STAFF - OVERLOAD	8,000	

Fd-Prog-Depart-Object	Description	Budget	Sub Total
01-1010-101072-510300100	FT TEACHING FACULTY	137,062	
	TOTAL SALARIES		33,066,142

Fd-Prog-Depart-Object	Description	Budget	Sub Total
Employee Benefits			
01-4010-401032-520100100	EMPLOYER GTL MEDICAL VISION	16,275	
01-4010-401030-520100100	EMPLOYER GTL MEDICAL VISION	0	
01-4010-401032-520900055	SURS COLLEGE INSURANCE ER CONT	840	
01-4010-401012-520900060	SURS FEDERAL GRANT OBLIGATION	0	
01-3060-303038-520900055	SURS COLLEGE INSURANCE ER CONT	515	
01-4010-401030-520900055	SURS COLLEGE INSURANCE ER CONT	541	
01-4010-401012-520900055	SURS COLLEGE INSURANCE ER CONT	3,843	
01-4010-401012-520100100	EMPLOYER GTL MEDICAL VISION	75,017	
01-3090-303043-520900055	SURS COLLEGE INSURANCE ER CONT	570	
01-3090-303043-520100100	EMPLOYER GTL MEDICAL VISION	28,707	
01-3060-303042-520900055	SURS COLLEGE INSURANCE ER CONT	0	
01-3080-904147-520100100	EMPLOYER GTL MEDICAL VISION	25,878	
01-4010-401034-520100100	EMPLOYER GTL MEDICAL VISION	61,518	
01-3080-904147-520900055	SURS COLLEGE INSURANCE ER CONT	0	
01-3060-303042-520100100	EMPLOYER GTL MEDICAL VISION	28,000	
01-8010-501012-520900055	SURS COLLEGE INSURANCE ER CONT	3,298	
01-8020-501020-520100100	EMPLOYER GTL MEDICAL VISION	47,738	
01-8010-501013-520900055	SURS COLLEGE INSURANCE ER CONT	1,072	
01-8020-501020-520900055	SURS COLLEGE INSURANCE ER CONT	1,389	
01-8020-501028-520100100	EMPLOYER GTL MEDICAL VISION	0	
01-3010-302010-520900055	SURS COLLEGE INSURANCE ER CONT	5,508	
01-8010-501012-520900075	EMPLOYER MATCH 403B	22,500	
01-8010-501013-520100100	EMPLOYER GTL MEDICAL VISION	649	
01-4010-401034-520900055	SURS COLLEGE INSURANCE ER CONT	1,093	
01-8010-501012-520100100	EMPLOYER GTL MEDICAL VISION	56,505	
01-4040-404010-520900055	SURS COLLEGE INSURANCE ER CONT	844	
01-4040-404010-520100100	EMPLOYER GTL MEDICAL VISION	25,573	
01-4030-401016-520900060	SURS FEDERAL GRANT OBLIGATION	0	
01-4030-401016-520900055	SURS COLLEGE INSURANCE ER CONT	0	
01-4030-401016-520100100	EMPLOYER GTL MEDICAL VISION	0	
01-3060-303032-520900055	SURS COLLEGE INSURANCE ER CONT	0	
01-3010-302016-520100100	EMPLOYER GTL MEDICAL VISION	21,541	
01-3010-303016-520100100	EMPLOYER GTL MEDICAL VISION	0	
01-3020-303010-520100100	EMPLOYER GTL MEDICAL VISION	0	
01-3020-302020-520900055	SURS COLLEGE INSURANCE ER CONT	5,223	
01-3020-302020-520100100	EMPLOYER GTL MEDICAL VISION	169,893	
01-3020-302015-520900055	SURS COLLEGE INSURANCE ER CONT	4,094	
01-3020-303012-520100100	EMPLOYER GTL MEDICAL VISION	0	
01-3010-303016-520900055	SURS COLLEGE INSURANCE ER CONT	24	
01-3020-303012-520900055	SURS COLLEGE INSURANCE ER CONT	0	
01-3010-302010-520100100	EMPLOYER GTL MEDICAL VISION	135,614	
01-2080-201018-520900055	SURS COLLEGE INSURANCE ER CONT	989	
01-8020-501028-520900055	SURS COLLEGE INSURANCE ER CONT	0	
01-8080-504010-520900055	SURS COLLEGE INSURANCE ER CONT	2,072	
01-2080-201018-520100100	EMPLOYER GTL MEDICAL VISION	44,047	
01-2080-201015-520900060	SURS FEDERAL GRANT OBLIGATION	0	
01-3020-302015-520100100	EMPLOYER GTL MEDICAL VISION	102,019	
01-3020-303034-520900055	SURS COLLEGE INSURANCE ER CONT	2,889	

Fd-Prog-Depart-Object	Description	Budget	Sub Total
01-3060-303030-520100100	EMPLOYER GTL MEDICAL VISION	0	
01-3040-302025-520900055	SURS COLLEGE INSURANCE ER CONT	3,502	
01-3040-302025-520100100	EMPLOYER GTL MEDICAL VISION	118,625	
01-3020-303070-520900055	SURS COLLEGE INSURANCE ER CONT	727	
01-3020-303070-520100100	EMPLOYER GTL MEDICAL VISION	21,731	
01-3020-303010-520900055	SURS COLLEGE INSURANCE ER CONT	146	
01-3020-303060-520100100	EMPLOYER GTL MEDICAL VISION	64,509	
01-3060-303030-520900055	SURS COLLEGE INSURANCE ER CONT	0	
01-3020-303034-520100100	EMPLOYER GTL MEDICAL VISION	33,881	
01-3020-303026-520900055	SURS COLLEGE INSURANCE ER CONT	288	
01-3020-303024-520900055	SURS COLLEGE INSURANCE ER CONT	975	
01-3020-303024-520100100	EMPLOYER GTL MEDICAL VISION	37,602	
01-3020-303018-520900055	SURS COLLEGE INSURANCE ER CONT	1,509	
01-3020-303018-520100100	EMPLOYER GTL MEDICAL VISION	8,693	
01-3020-303060-520900055	SURS COLLEGE INSURANCE ER CONT	1,524	
01-8060-503025-520100175	MEDICAL INSURANCE ACCESS FEE	170,000	
01-8060-503025-520100140	EMPLOYEE MEDICAL CLAIMS HOSPIT	1,500,000	
01-8060-503025-520100205	DENTAL INSURANCE ADMINISTRATIO	15,000	
01-8060-503025-520100200	DENTAL	250,000	
01-8060-503025-520100195	MEDICAL INSURANCE STOP LOSS RE	-50,000	
01-8060-503025-520100190	MEDICAL INSURANCE STOP LOSS IN	200,000	
01-8060-503025-520100400	GROUP LIFE INSURANCE	20,000	
01-8060-503025-520100180	MEDICAL INSURANCE PRESCRIPTION	-225,000	
01-8060-503025-520900001	FLEXIBLE SPENDING ADMIN EXP	8,000	
01-8060-503025-520100170	MEDICAL INSURANCE ADMINISTRATI	200,000	
01-8060-503025-520100165	COBRA MEDICAL CLAIMS PRESCRIPT	7,500	
01-8060-503025-520100160	COBRA MEDICAL CLAIMS DOCTOR	10,000	
01-8060-503025-520100155	COBRA MEDICAL CLAIMS HOSPITAL	10,000	
01-8060-503025-520100150	EMPLOYEE MEDICAL CLAIMS PRESCR	1,000,000	
01-8070-506015-520900055	SURS COLLEGE INSURANCE ER CONT	1,878	
01-8060-503025-520100185	MEDICAL INSURANCE STOP LOSS AG	500	
01-8080-504015-520100100	EMPLOYER GTL MEDICAL VISION	98,788	
01-2080-201015-520900055	SURS COLLEGE INSURANCE ER CONT	4,465	
01-3060-303032-520100100	EMPLOYER GTL MEDICAL VISION	0	
01-8080-504030-520900055	SURS COLLEGE INSURANCE ER CONT	6,765	
01-8080-504030-520100100	EMPLOYER GTL MEDICAL VISION	213,283	
01-8080-504020-520900055	SURS COLLEGE INSURANCE ER CONT	5,506	
01-8060-503025-520100300	VISION	100,000	
01-8080-504015-520900055	SURS COLLEGE INSURANCE ER CONT	4,173	
01-8060-503025-520100005	COBRA ADMINISTRATION	500	
01-8080-504010-520100100	EMPLOYER GTL MEDICAL VISION	31,043	
01-8070-506015-520100100	EMPLOYER GTL MEDICAL VISION	36,895	
01-8070-506010-520900055	SURS COLLEGE INSURANCE ER CONT	2,007	
01-8070-506010-520100100	EMPLOYER GTL MEDICAL VISION	53,049	
01-8060-503025-520900008	WELLNESS BENEFITS	10,000	
01-8060-503025-520900005	EMPLOYEE ASSISTANCE PROGRAM	7,500	
01-8080-504020-520100100	EMPLOYER GTL MEDICAL VISION	175,535	
01-8020-502030-520900055	SURS COLLEGE INSURANCE ER CONT	850	
01-8060-503025-520100145	EMPLOYEE MEDICAL CLAIMS DOCTOR	1,400,000	

Fd-Prog-Depart-Object	Description	Budget	Sub Total
01-8040-501036-520900055	SURS COLLEGE INSURANCE ER CONT	4,869	
01-8040-501036-520100100	EMPLOYER GTL MEDICAL VISION	187,315	
01-8030-501032-520900055	SURS COLLEGE INSURANCE ER CONT	5,112	
01-8030-501032-520100100	EMPLOYER GTL MEDICAL VISION	178,898	
01-8040-503010-520900055	SURS COLLEGE INSURANCE ER CONT	6,233	
01-8030-501022-520100100	EMPLOYER GTL MEDICAL VISION	66,250	
01-8060-501016-520100100	EMPLOYER GTL MEDICAL VISION	61,236	
01-8020-502030-520100100	EMPLOYER GTL MEDICAL VISION	8,483	
01-8020-502025-520900055	SURS COLLEGE INSURANCE ER CONT	2,041	
01-8020-502025-520100100	EMPLOYER GTL MEDICAL VISION	47,245	
01-8020-502015-520900055	SURS COLLEGE INSURANCE ER CONT	4,719	
01-8020-502015-520100100	EMPLOYER GTL MEDICAL VISION	115,778	
01-8020-502010-520900055	SURS COLLEGE INSURANCE ER CONT	1,054	
01-8030-501022-520900055	SURS COLLEGE INSURANCE ER CONT	2,592	
01-8060-501016-520700035	ADMIN TUITION REIMBURSEMENT	15,000	
01-8060-501024-520900055	SURS COLLEGE INSURANCE ER CONT	268	
01-8060-501016-529990050	STATE ALLOCATED SURS	22,500,000	
01-8060-501016-529990000	COMPENSATED ABSENCES	50,000	
01-8060-501016-520900065	SURS PENALTIES	25,000	
01-8060-501016-520700045	STAFF TUITION REIMBURSEMENT	25,000	
01-8040-503010-520100100	EMPLOYER GTL MEDICAL VISION	98,590	
01-8060-501016-520700040	FACULTY TUITION REIMBURSEMENT	30,000	
01-8020-502010-520100100	EMPLOYER GTL MEDICAL VISION	23,018	
01-8060-501016-520700030	TUITION WAIVER - STAFF DEPENDE	50,000	
01-8060-501016-520700025	TUITION WAIVER - FACULTY DEPEN	35,000	
01-8060-501016-520700020	TUITION WAIVER - ADMIN DEPENDE	15,000	
01-8060-501016-520700015	TUITION WAIVER - STAFF	35,000	
01-8060-501016-520700010	TUITION WAIVER - FACULTY	18,000	
01-8060-501016-520700005	TUITION WAIVER - ADMIN.	5,000	
01-8060-501016-520700041	ADJUNCT PROF DEVELOPMENT	25,000	
01-1010-101058-520100100	EMPLOYER GTL MEDICAL VISION	44,816	
01-1010-101050-520900055	SURS COLLEGE INSURANCE ER CONT	938	
01-1010-101064-520100100	EMPLOYER GTL MEDICAL VISION	44,268	
01-1010-101062-520900055	SURS COLLEGE INSURANCE ER CONT	1,020	
01-1010-101062-520100100	EMPLOYER GTL MEDICAL VISION	15,350	
01-1010-101060-520900055	SURS COLLEGE INSURANCE ER CONT	1,549	
01-1010-101066-520100100	EMPLOYER GTL MEDICAL VISION	54,501	
01-1010-101058-520900055	SURS COLLEGE INSURANCE ER CONT	1,911	
01-1010-101066-520900055	SURS COLLEGE INSURANCE ER CONT	3,061	
01-1010-101056-520900055	SURS COLLEGE INSURANCE ER CONT	4,823	
01-1010-101056-520100100	EMPLOYER GTL MEDICAL VISION	109,580	
01-1010-101054-520900055	SURS COLLEGE INSURANCE ER CONT	891	
01-1010-101054-520100100	EMPLOYER GTL MEDICAL VISION	29,044	
01-1010-101052-520900055	SURS COLLEGE INSURANCE ER CONT	2,312	
01-1010-101086-520100100	EMPLOYER GTL MEDICAL VISION	0	
01-1010-101060-520100100	EMPLOYER GTL MEDICAL VISION	27,119	
01-1010-101074-520100100	EMPLOYER GTL MEDICAL VISION	0	
01-1010-101082-520900055	SURS COLLEGE INSURANCE ER CONT	0	
01-1010-101082-520100100	EMPLOYER GTL MEDICAL VISION	0	

Fd-Prog-Depart-Object	Description	Budget	Sub Total
01-1010-101080-520900055	SURS COLLEGE INSURANCE ER CONT	2,899	
01-1010-101080-520100100	EMPLOYER GTL MEDICAL VISION	48,028	
01-1010-101078-520900055	SURS COLLEGE INSURANCE ER CONT	977	
01-1010-101064-520900055	SURS COLLEGE INSURANCE ER CONT	878	
01-1010-101074-520900055	SURS COLLEGE INSURANCE ER CONT	202	
01-1010-101046-520900055	SURS COLLEGE INSURANCE ER CONT	254	
01-1010-101072-520900055	SURS COLLEGE INSURANCE ER CONT	1,075	
01-1010-101072-520100100	EMPLOYER GTL MEDICAL VISION	90	
01-1010-101070-520900055	SURS COLLEGE INSURANCE ER CONT	398	
01-1010-101070-520100100	EMPLOYER GTL MEDICAL VISION	0	
01-1010-101068-520900055	SURS COLLEGE INSURANCE ER CONT	2,463	
01-1010-101068-520100100	EMPLOYER GTL MEDICAL VISION	27,119	
01-1010-101078-520100100	EMPLOYER GTL MEDICAL VISION	90	
01-1010-101016-520100100	EMPLOYER GTL MEDICAL VISION	38,208	
01-1010-101052-520100100	EMPLOYER GTL MEDICAL VISION	22,016	
01-1010-101022-520100100	EMPLOYER GTL MEDICAL VISION	36,099	
01-1010-101020-520900055	SURS COLLEGE INSURANCE ER CONT	739	
01-1010-101020-520100100	EMPLOYER GTL MEDICAL VISION	90	
01-1010-101018-520900055	SURS COLLEGE INSURANCE ER CONT	697	
01-1010-101024-520900055	SURS COLLEGE INSURANCE ER CONT	82	
01-1010-101016-520900055	SURS COLLEGE INSURANCE ER CONT	5,633	
01-1010-101026-520900055	SURS COLLEGE INSURANCE ER CONT	74	
01-1010-101014-520900055	SURS COLLEGE INSURANCE ER CONT	3,995	
01-1010-101014-520100100	EMPLOYER GTL MEDICAL VISION	42,348	
01-1010-101012-520900055	SURS COLLEGE INSURANCE ER CONT	1,470	
01-1010-101012-520100100	EMPLOYER GTL MEDICAL VISION	31,378	
01-1010-101010-520900055	SURS COLLEGE INSURANCE ER CONT	10,173	
01-2080-201015-520100100	EMPLOYER GTL MEDICAL VISION	51,767	
01-1010-101018-520100100	EMPLOYER GTL MEDICAL VISION	18,983	
01-1010-101038-520100100	EMPLOYER GTL MEDICAL VISION	285,468	
01-1010-101044-520900055	SURS COLLEGE INSURANCE ER CONT	3,833	
01-1010-101044-520100100	EMPLOYER GTL MEDICAL VISION	63,143	
01-1010-101042-520900055	SURS COLLEGE INSURANCE ER CONT	3,368	
01-1010-101042-520100100	EMPLOYER GTL MEDICAL VISION	68,865	
01-1010-101040-520900055	SURS COLLEGE INSURANCE ER CONT	7,548	
01-1010-101022-520900055	SURS COLLEGE INSURANCE ER CONT	2,377	
01-1010-101038-520900055	SURS COLLEGE INSURANCE ER CONT	11,050	
01-1010-101050-520100100	EMPLOYER GTL MEDICAL VISION	9,511	
01-1010-101036-520900055	SURS COLLEGE INSURANCE ER CONT	2,850	
01-1010-101036-520100100	EMPLOYER GTL MEDICAL VISION	28,912	
01-1010-101030-520900055	SURS COLLEGE INSURANCE ER CONT	3,129	
01-1010-101030-520100100	EMPLOYER GTL MEDICAL VISION	46,108	
01-1010-101028-520900055	SURS COLLEGE INSURANCE ER CONT	1,474	
01-1010-101028-520100100	EMPLOYER GTL MEDICAL VISION	27,327	
01-1010-101040-520100100	EMPLOYER GTL MEDICAL VISION	112,972	
01-1040-103010-520900055	SURS COLLEGE INSURANCE ER CONT	6,956	
01-1030-102050-520100100	EMPLOYER GTL MEDICAL VISION	33,846	
01-2080-201012-520900055	SURS COLLEGE INSURANCE ER CONT	0	
01-1040-103030-520100100	EMPLOYER GTL MEDICAL VISION	22,134	

Fd-Prog-Depart-Object	Description	Budget	Sub Total
01-1040-103025-520900055	SURS COLLEGE INSURANCE ER CONT	1,466	
01-1040-103025-520100100	EMPLOYER GTL MEDICAL VISION	25,760	
01-1040-103070-520100100	EMPLOYER GTL MEDICAL VISION	57,472	
01-1040-103020-520100100	EMPLOYER GTL MEDICAL VISION	35,633	
01-1040-103080-520100100	EMPLOYER GTL MEDICAL VISION	28,736	
01-1040-103010-520100100	EMPLOYER GTL MEDICAL VISION	125,643	
01-1030-103015-520900055	SURS COLLEGE INSURANCE ER CONT	1,949	
01-1030-103015-520100100	EMPLOYER GTL MEDICAL VISION	27,578	
01-1030-102055-520900055	SURS COLLEGE INSURANCE ER CONT	801	
01-1030-102055-520100100	EMPLOYER GTL MEDICAL VISION	19,146	
01-1030-102050-520900055	SURS COLLEGE INSURANCE ER CONT	1,993	
01-1040-103020-520900055	SURS COLLEGE INSURANCE ER CONT	1,560	
01-2020-201025-520900055	SURS COLLEGE INSURANCE ER CONT	3,842	
01-1010-101046-520100100	EMPLOYER GTL MEDICAL VISION	0	
01-1010-101086-520900055	SURS COLLEGE INSURANCE ER CONT	733	
01-2080-201012-520100100	EMPLOYER GTL MEDICAL VISION	0	
01-2080-201010-520900055	SURS COLLEGE INSURANCE ER CONT	709	
01-2080-201010-520100100	EMPLOYER GTL MEDICAL VISION	50,048	
01-1040-103040-520100100	EMPLOYER GTL MEDICAL VISION	19,352	
01-2030-201048-520100100	EMPLOYER GTL MEDICAL VISION	47,037	
01-1040-103030-520900055	SURS COLLEGE INSURANCE ER CONT	2,348	
01-2020-201025-520100100	EMPLOYER GTL MEDICAL VISION	23,032	
01-2010-202015-520900055	SURS COLLEGE INSURANCE ER CONT	515	
01-2010-202015-520100100	EMPLOYER GTL MEDICAL VISION	21,541	
01-2010-202010-520900055	SURS COLLEGE INSURANCE ER CONT	3,819	
01-2010-202010-520100100	EMPLOYER GTL MEDICAL VISION	148,201	
01-1040-103090-520100100	EMPLOYER GTL MEDICAL VISION	28,736	
01-2030-201048-520900055	SURS COLLEGE INSURANCE ER CONT	1,678	
01-1020-102019-520100100	EMPLOYER GTL MEDICAL VISION	8,345	
01-1030-102024-520900055	SURS COLLEGE INSURANCE ER CONT	3,412	
01-1030-102024-520100100	EMPLOYER GTL MEDICAL VISION	25,475	
01-1030-102022-520900055	SURS COLLEGE INSURANCE ER CONT	1	
01-1030-102020-520900055	SURS COLLEGE INSURANCE ER CONT	1,605	
01-1030-102020-520100100	EMPLOYER GTL MEDICAL VISION	63,125	
01-1030-102018-520900055	SURS COLLEGE INSURANCE ER CONT	722	
01-1030-102026-520100100	EMPLOYER GTL MEDICAL VISION	0	
01-1020-102019-520900055	SURS COLLEGE INSURANCE ER CONT	2,015	
01-1020-102010-520100100	EMPLOYER GTL MEDICAL VISION	19,146	
01-1020-102016-520900055	SURS COLLEGE INSURANCE ER CONT	2,722	
01-1020-102016-520100100	EMPLOYER GTL MEDICAL VISION	42,329	
01-1020-102010-520900055	SURS COLLEGE INSURANCE ER CONT	1,714	
01-1030-102044-520900055	SURS COLLEGE INSURANCE ER CONT	2,454	
01-1010-904183-520900055	SURS COLLEGE INSURANCE ER CONT	804	
01-1040-103040-520900055	SURS COLLEGE INSURANCE ER CONT	2,601	
01-1010-904183-520100100	EMPLOYER GTL MEDICAL VISION	19,031	
01-1030-102018-520100100	EMPLOYER GTL MEDICAL VISION	38,292	
01-1030-102044-520100100	EMPLOYER GTL MEDICAL VISION	50,927	
01-1010-101010-520100100	EMPLOYER GTL MEDICAL VISION	221,859	
01-3060-303038-520100100	EMPLOYER GTL MEDICAL VISION	21,795	

Fd-Prog-Depart-Object	Description	Budget	Sub Total
01-1030-102042-520900055	SURS COLLEGE INSURANCE ER CONT	88	
01-1030-102042-520100100	EMPLOYER GTL MEDICAL VISION	0	
01-1030-102040-520900055	SURS COLLEGE INSURANCE ER CONT	2,898	
01-1030-102040-520100100	EMPLOYER GTL MEDICAL VISION	9,742	
01-1030-102036-520900055	SURS COLLEGE INSURANCE ER CONT	2,018	
01-1030-102034-520900055	SURS COLLEGE INSURANCE ER CONT	3,300	
01-1030-102034-520100100	EMPLOYER GTL MEDICAL VISION	36,578	
01-1030-102033-520100100	EMPLOYER GTL MEDICAL VISION	9,601	
01-1030-102030-520900055	SURS COLLEGE INSURANCE ER CONT	2,564	
01-1030-102030-520100100	EMPLOYER GTL MEDICAL VISION	83,229	
01-1030-102026-520900055	SURS COLLEGE INSURANCE ER CONT	56	
01-1030-102036-520100100	EMPLOYER GTL MEDICAL VISION	35,516	
	TOTAL EMPLOYEE BENEFITS		32,923,499

Fd-Prog-Depart-Object	Description	Budget	Sub Total
Contractual Services			
01-8020-502015-530600000	OFFICE SERVICES	0	
01-4030-401016-530200000	CONSULTANTS	2,810	
01-4040-404010-530900020	OTHER CONTRACTUAL SERVICES	18,000	
01-8010-501012-530200000	CONSULTANTS	10,000	
01-8010-501012-530900020	OTHER CONTRACTUAL SERVICES	10,000	
01-8010-501013-530900020	OTHER CONTRACTUAL SERVICES	40,000	
01-8010-501042-530200000	CONSULTANTS	15,000	
01-8010-501042-530900020	OTHER CONTRACTUAL SERVICES	5,000	
01-8020-501010-530400010	CONTRACT MAINTENANCE SERVICES	65,000	
01-8020-501010-530900020	OTHER CONTRACTUAL SERVICES	2,500	
01-8020-502025-530400010	CONTRACT MAINTENANCE SERVICES	800	
01-8020-502010-530900020	OTHER CONTRACTUAL SERVICES	13,440	
01-8020-502015-530900020	OTHER CONTRACTUAL SERVICES	70,000	
01-4010-401034-530900020	OTHER CONTRACTUAL SERVICES	2,500	
01-3060-303046-530900020	OTHER CONTRACTUAL SERVICES	24,000	
01-8020-501020-530900020	OTHER CONTRACTUAL SERVICES	15,000	
01-3080-302040-530900010	INSURANCE CONSULTANT	0	
01-3020-303060-530400005	CONTRACTUAL SERVICES	500	
01-3020-303036-530900020	OTHER CONTRACTUAL SERVICES	151,000	
01-3040-302025-530900020	OTHER CONTRACTUAL SERVICES	13,500	
01-3060-303038-530900020	OTHER CONTRACTUAL SERVICES	0	
01-3060-303040-530900020	OTHER CONTRACTUAL SERVICES	900	
01-3060-303042-530900020	OTHER CONTRACTUAL SERVICES	0	
01-3080-303017-530900020	OTHER CONTRACTUAL SERVICES	5,000	
01-8020-502025-530900020	OTHER CONTRACTUAL SERVICES	20,000	
01-4010-401034-530400010	CONTRACT MAINTENANCE SERVICES	2,500	
01-3020-303070-530900020	OTHER CONTRACTUAL SERVICES	2,560	
01-3080-904147-530900020	OTHER CONTRACTUAL SERVICES	3,000	
01-3090-303043-530900020	OTHER CONTRACTUAL SERVICES	1,300	
01-4010-401012-530900020	OTHER CONTRACTUAL SERVICES	30,000	
01-4010-401030-530900020	OTHER CONTRACTUAL SERVICES	0	
01-4010-401032-530900020	OTHER CONTRACTUAL SERVICES	0	
01-3060-303044-530900020	OTHER CONTRACTUAL SERVICES	2,250	
01-8080-504020-530200000	CONSULTANTS	30,000	
01-8080-504030-530400010	CONTRACT MAINTENANCE SERVICES	150,000	
01-8070-506010-530400005	CONTRACTUAL SERVICES	17,500	
01-8070-506010-530900020	OTHER CONTRACTUAL SERVICES	35,000	
01-8070-506015-530900020	OTHER CONTRACTUAL SERVICES	25,000	
01-8080-504010-530200000	CONSULTANTS	35,000	
01-8080-504015-530200000	CONSULTANTS	75,000	
01-8060-501016-530900021	CONT SERVICE OFFSET ALLOWANCE	-300,000	
01-8080-504015-530900020	OTHER CONTRACTUAL SERVICES	383,870	
01-8060-501016-530900020	OTHER CONTRACTUAL SERVICES	33,200	
01-8080-504020-530400010	CONTRACT MAINTENANCE SERVICES	186,433	
01-8080-504020-530600000	OFFICE SERVICES	0	
01-8080-504020-530900020	OTHER CONTRACTUAL SERVICES	660,071	
01-8080-504030-530900020	OTHER CONTRACTUAL SERVICES	202,359	
01-3020-303034-530900020	OTHER CONTRACTUAL SERVICES	12,500	

Fd-Prog-Depart-Object	Description	Budget	Sub Total
01-8040-501036-530900020	OTHER CONTRACTUAL SERVICES	43,500	
01-8080-504015-530400010	CONTRACT MAINTENANCE SERVICES	464,528	
01-8040-503010-530900050	TEMP WORKERS	10,000	
01-8020-502030-530900020	OTHER CONTRACTUAL SERVICES	30,000	
01-8030-501022-530400010	CONTRACT MAINTENANCE SERVICES	10,000	
01-8030-501022-530900020	OTHER CONTRACTUAL SERVICES	50,000	
01-8030-501032-530200000	CONSULTANTS	12,500	
01-8030-501032-530400010	CONTRACT MAINTENANCE SERVICES	500	
01-8030-501032-530600000	OFFICE SERVICES	1,200	
01-8070-506010-530200000	CONSULTANTS	10,000	
01-8040-503010-530200000	CONSULTANTS	10,000	
01-8020-502030-530400010	CONTRACT MAINTENANCE SERVICES	2,500	
01-8050-501014-530900005	BOARD EXPENSE	10,000	
01-8060-501016-530200000	CONSULTANTS	30,000	
01-8060-501016-530400010	CONTRACT MAINTENANCE SERVICES	0	
01-8060-501016-530500005	LEGAL NOTICES	1,000	
01-8060-501016-530500010	LEGAL RETAINER	125,000	
01-8060-501016-530900010	INSURANCE CONSULTANT	5,000	
01-8030-501032-530900020	OTHER CONTRACTUAL SERVICES	86,000	
01-1030-102040-530900020	OTHER CONTRACTUAL SERVICES	2,500	
01-1040-103020-530800000	INSTRUCTIONAL SERVICES	0	
01-1030-102024-530400010	CONTRACT MAINTENANCE SERVICES	8,000	
01-1030-102024-530900015	BACKGROUND CHECKS	6,000	
01-1030-102024-530900020	OTHER CONTRACTUAL SERVICES	0	
01-1030-102026-530900015	BACKGROUND CHECKS	3,500	
01-1030-102030-530400010	CONTRACT MAINTENANCE SERVICES	1,000	
01-1030-102022-530800000	INSTRUCTIONAL SERVICES	100,000	
01-1030-102034-530900020	OTHER CONTRACTUAL SERVICES	38,016	
01-1030-102020-530900015	BACKGROUND CHECKS	0	
01-1030-102044-530900020	OTHER CONTRACTUAL SERVICES	53,000	
01-1030-102050-530400010	CONTRACT MAINTENANCE SERVICES	0	
01-1030-103015-530800000	INSTRUCTIONAL SERVICES	0	
01-1030-103015-530900015	BACKGROUND CHECKS	700	
01-1040-103010-530900015	BACKGROUND CHECKS	5,900	
01-1040-103010-530900020	OTHER CONTRACTUAL SERVICES	7,045	
01-1030-102030-530900020	OTHER CONTRACTUAL SERVICES	3,400	
01-1010-101040-530400010	CONTRACT MAINTENANCE SERVICES	11,000	
01-3020-303024-530900020	OTHER CONTRACTUAL SERVICES	22,500	
01-8040-503010-530900020	OTHER CONTRACTUAL SERVICES	10,000	
01-1010-101016-530400010	CONTRACT MAINTENANCE SERVICES	540	
01-1010-101016-530400015	COPIER LEASE MAINTENANCE SERV	180	
01-1010-101016-530900020	OTHER CONTRACTUAL SERVICES	2,249	
01-1010-101018-530200000	CONSULTANTS	12,000	
01-1030-102022-530900020	OTHER CONTRACTUAL SERVICES	20,000	
01-1010-101022-530400010	CONTRACT MAINTENANCE SERVICES	3,000	
01-1010-101052-530200000	CONSULTANTS	3,500	
01-1010-101044-530400010	CONTRACT MAINTENANCE SERVICES	500	
01-1010-101068-530400010	CONTRACT MAINTENANCE SERVICES	7,500	
01-1020-102010-530400005	CONTRACTUAL SERVICES	1,000	

Fd-Prog-Depart-Object	Description	Budget	Sub Total
01-1020-102010-530400010	CONTRACT MAINTENANCE SERVICES	14,000	
01-1020-102010-530900020	OTHER CONTRACTUAL SERVICES	0	
01-1030-102018-530900020	OTHER CONTRACTUAL SERVICES	0	
01-1010-101022-530200000	CONSULTANTS	6,000	
01-3010-303016-530900020	OTHER CONTRACTUAL SERVICES	5,500	
01-2010-202010-530900020	OTHER CONTRACTUAL SERVICES	16,000	
01-2010-202015-530400005	CONTRACTUAL SERVICES	5,000	
01-2010-202015-530800000	INSTRUCTIONAL SERVICES	1,000	
01-2020-201025-530900020	OTHER CONTRACTUAL SERVICES	3,000	
01-2030-201048-530900020	OTHER CONTRACTUAL SERVICES	80,000	
01-2080-201010-530200000	CONSULTANTS	10,000	
01-1040-103090-530900020	OTHER CONTRACTUAL SERVICES	500	
01-2080-201015-530900020	OTHER CONTRACTUAL SERVICES	30,000	
01-2080-201010-530900020	OTHER CONTRACTUAL SERVICES	37,500	
01-3020-302015-530400010	CONTRACT MAINTENANCE SERVICES	4,500	
01-3020-302015-530900020	OTHER CONTRACTUAL SERVICES	34,500	
01-1040-103020-530900015	BACKGROUND CHECKS	3,800	
01-1010-101042-530400010	CONTRACT MAINTENANCE SERVICES	5,000	
01-3020-303018-530900020	OTHER CONTRACTUAL SERVICES	35,000	
01-3020-303018-530600000	OFFICE SERVICES	0	
01-3020-303018-530400010	CONTRACT MAINTENANCE SERVICES	0	
01-2080-201010-530400010	CONTRACT MAINTENANCE SERVICES	25,000	
01-1040-103025-530900015	BACKGROUND CHECKS	0	
01-1040-103030-530900020	OTHER CONTRACTUAL SERVICES	1,000	
01-3010-302010-530900020	OTHER CONTRACTUAL SERVICES	2,000	
01-1040-103090-530900015	BACKGROUND CHECKS	750	
01-1040-103025-530900020	OTHER CONTRACTUAL SERVICES	2,650	
01-1040-103040-530900020	OTHER CONTRACTUAL SERVICES	630	
01-1040-103030-530900015	BACKGROUND CHECKS	9,000	
01-1040-103070-530400010	CONTRACT MAINTENANCE SERVICES	0	
01-1040-103070-530900015	BACKGROUND CHECKS	1,500	
01-1040-103020-530900020	OTHER CONTRACTUAL SERVICES	1,800	
01-1040-103080-530900020	OTHER CONTRACTUAL SERVICES	1,000	
01-1040-103090-530400010	CONTRACT MAINTENANCE SERVICES	0	
01-1040-103070-530900020	OTHER CONTRACTUAL SERVICES	1,000	
01-1040-103080-530400010	CONTRACT MAINTENANCE SERVICES	0	
01-1040-103080-530900015	BACKGROUND CHECKS	1,500	
01-1040-103090-530200000	CONSULTANTS	2,500	
	TOTAL CONTRACTUAL SERVICES		3,638,881

Fd-Prog-Depart-Object	Description	Budget	Sub Total
Supplies			
01-1040-103070-540200000	PRINTING	500	
01-1040-103070-540600000	PUBLICATIONS & DUES	10,000	
01-1040-103070-540700000	ADVERTISING	1,000	
01-1040-103080-540100200	INSTRUCTIONAL SUPPLIES	5,000	
01-1040-103080-540600000	PUBLICATIONS & DUES	10,000	
01-1040-103080-540200000	PRINTING	500	
01-1040-103080-540700000	ADVERTISING	1,000	
01-1040-103090-540100235	SUPPLIES - GENERAL	750	
01-1040-103040-540100905	SUPPLIES MCC STORE	270	
01-1040-103090-540100200	INSTRUCTIONAL SUPPLIES	2,500	
01-1040-103080-540100235	SUPPLIES - GENERAL	1,500	
01-1040-103070-540100235	SUPPLIES - GENERAL	1,500	
01-1040-103070-540100200	INSTRUCTIONAL SUPPLIES	5,000	
01-1040-103040-540600000	PUBLICATIONS & DUES	225	
01-1040-103040-540200000	PRINTING	250	
01-1040-103040-540100235	SUPPLIES - GENERAL	500	
01-1040-103040-540100200	INSTRUCTIONAL SUPPLIES	1,000	
01-1040-103030-540400100	AUDIO/VISUAL MATERIALS	0	
01-1040-103030-540100100	OFFICE SUPPLIES	300	
01-1040-103090-540200000	PRINTING	250	
01-2010-202015-540600000	PUBLICATIONS & DUES	90	
01-1040-103030-540200000	PRINTING	200	
01-1040-103030-540100235	SUPPLIES - GENERAL	3,000	
01-1040-103030-540100905	SUPPLIES MCC STORE	200	
01-1040-103040-540400100	AUDIO/VISUAL MATERIALS	135	
01-2010-202015-540100905	SUPPLIES MCC STORE	144	
01-2030-201048-540100200	INSTRUCTIONAL SUPPLIES	2,000	
01-2030-201048-540100100	OFFICE SUPPLIES	800	
01-1030-102055-540100200	INSTRUCTIONAL SUPPLIES	25,000	
01-1040-103025-540700000	ADVERTISING	250	
01-2020-201025-540900000	OTHER MATERIALS & SUPPLIES	4,000	
01-2020-201025-540800005	FOOD PURCHASES	2,000	
01-2020-201025-540700000	ADVERTISING	6,000	
01-2020-201025-540400200	COMPUTER SOFTWARE	20,000	
01-2020-201025-540200000	PRINTING	100	
01-2020-201025-540100905	SUPPLIES MCC STORE	300	
01-2020-201025-540100900	IT TECHNOLOGY SUPPLIES	3,000	
01-2010-202015-540200000	PRINTING	45	
01-2010-202015-540400300	POSTAGE	90	
01-1040-103090-540600000	PUBLICATIONS & DUES	5,000	
01-2010-202015-540100100	OFFICE SUPPLIES	1,000	
01-2010-202010-540700000	ADVERTISING	4,000	
01-2010-202010-540600010	PERIODICALS	2,500	
01-2010-202010-540600000	PUBLICATIONS & DUES	117,000	
01-2010-202010-540500005	BOOKS	25,000	
01-2010-202010-540400100	AUDIO/VISUAL MATERIALS	1,000	
01-2010-202010-540200000	PRINTING	50	
01-2010-202010-540100905	SUPPLIES MCC STORE	50	

Fd-Prog-Depart-Object	Description	Budget	Sub Total
01-2010-202010-540100900	IT TECHNOLOGY SUPPLIES	19,000	
01-2010-202010-540100100	OFFICE SUPPLIES	3,000	
01-1040-103090-540700000	ADVERTISING	500	
01-2020-201025-540100100	OFFICE SUPPLIES	3,000	
01-1030-102044-540700000	ADVERTISING	15,000	
01-1030-102055-540200000	PRINTING	500	
01-1030-102055-540100905	SUPPLIES MCC STORE	150	
01-2030-201048-540100905	SUPPLIES MCC STORE	200	
01-1030-102055-540100205	TESTING MATERIALS	1,500	
01-3010-302010-540400300	POSTAGE	500	
01-1030-102055-540100100	OFFICE SUPPLIES	200	
01-1030-102050-540900000	OTHER MATERIALS & SUPPLIES	0	
01-1030-102050-540600000	PUBLICATIONS & DUES	273	
01-1030-102050-540400400	REPAIR MATERIALS & SUPPLIES	2,500	
01-1030-102050-540400200	COMPUTER SOFTWARE	1,500	
01-1030-102050-540100235	SUPPLIES - GENERAL	1,500	
01-1030-102055-540100235	SUPPLIES - GENERAL	200	
01-1030-102044-540800005	FOOD PURCHASES	12,250	
01-1030-102055-540600000	PUBLICATIONS & DUES	500	
01-1030-102044-540600000	PUBLICATIONS & DUES	810	
01-1030-102044-540200000	PRINTING	0	
01-1030-102044-540100905	SUPPLIES MCC STORE	500	
01-1030-102044-540100100	OFFICE SUPPLIES	300	
01-1030-102042-540600000	PUBLICATIONS & DUES	1,000	
01-1030-102042-540100200	INSTRUCTIONAL SUPPLIES	3,200	
01-1030-102040-540600000	PUBLICATIONS & DUES	900	
01-1030-102040-540400400	REPAIR MATERIALS & SUPPLIES	6,000	
01-1030-102040-540200000	PRINTING	300	
01-1030-102040-540100905	SUPPLIES MCC STORE	250	
01-1030-102040-540100235	SUPPLIES - GENERAL	850	
01-1030-102050-540100200	INSTRUCTIONAL SUPPLIES	60,000	
01-1040-103010-540800005	FOOD PURCHASES	0	
01-1040-103025-540200000	PRINTING	250	
01-1040-103025-540100905	SUPPLIES MCC STORE	0	
01-1040-103025-540100235	SUPPLIES - GENERAL	300	
01-1040-103025-540100200	INSTRUCTIONAL SUPPLIES	700	
01-1040-103025-540100100	OFFICE SUPPLIES	200	
01-1040-103020-540700000	ADVERTISING	200	
01-1040-103020-540600000	PUBLICATIONS & DUES	5,800	
01-1040-103020-540400200	COMPUTER SOFTWARE	0	
01-1040-103020-540400100	AUDIO/VISUAL MATERIALS	0	
01-1040-103020-540200000	PRINTING	0	
01-1040-103020-540100905	SUPPLIES MCC STORE	500	
01-1030-102055-540400200	COMPUTER SOFTWARE	500	
01-1040-103020-540100100	OFFICE SUPPLIES	500	
01-1030-102055-540400400	REPAIR MATERIALS & SUPPLIES	1,000	
01-1040-103010-540600000	PUBLICATIONS & DUES	11,000	
01-1040-103010-540200000	PRINTING	500	
01-1040-103010-540100905	SUPPLIES MCC STORE	200	

Fd-Prog-Depart-Object	Description	Budget	Sub Total
01-1040-103010-540100235	SUPPLIES - GENERAL	19,000	
01-1040-103010-540100200	INSTRUCTIONAL SUPPLIES	0	
01-1040-103010-540100100	OFFICE SUPPLIES	900	
01-1030-103015-540700000	ADVERTISING	200	
01-1030-103015-540600000	PUBLICATIONS & DUES	6,000	
01-1030-103015-540200000	PRINTING	100	
01-1030-103015-540100200	INSTRUCTIONAL SUPPLIES	1,500	
01-1030-103015-540100100	OFFICE SUPPLIES	200	
01-1040-103025-540600000	PUBLICATIONS & DUES	7,500	
01-1040-103020-540100235	SUPPLIES - GENERAL	4,000	
01-3020-303034-540100905	SUPPLIES MCC STORE	263	
01-3020-303018-540100100	OFFICE SUPPLIES	2,500	
01-3020-303070-540100905	SUPPLIES MCC STORE	200	
01-3020-303070-540100100	OFFICE SUPPLIES	100	
01-3020-303060-540900000	OTHER MATERIALS & SUPPLIES	500	
01-3020-303060-540800005	FOOD PURCHASES	4,000	
01-3020-303060-540600000	PUBLICATIONS & DUES	150	
01-3020-303060-540200000	PRINTING	500	
01-3020-303060-540100905	SUPPLIES MCC STORE	500	
01-3020-303060-540100100	OFFICE SUPPLIES	6,000	
01-3020-303036-540900000	OTHER MATERIALS & SUPPLIES	0	
01-3020-303034-540900000	OTHER MATERIALS & SUPPLIES	4,022	
01-3020-303070-540600000	PUBLICATIONS & DUES	200	
01-3020-303034-540200000	PRINTING	100	
01-3020-303070-540800005	FOOD PURCHASES	2,000	
01-3020-303034-540100900	IT TECHNOLOGY SUPPLIES	3,000	
01-3020-303034-540100100	OFFICE SUPPLIES	500	
01-3020-303026-540100100	OFFICE SUPPLIES	0	
01-3020-303024-540600000	PUBLICATIONS & DUES	175	
01-3020-303024-540200000	PRINTING	0	
01-3020-303024-540100905	SUPPLIES MCC STORE	100	
01-3020-303024-540100100	OFFICE SUPPLIES	0	
01-3020-303018-540600000	PUBLICATIONS & DUES	1,000	
01-3020-303018-540200000	PRINTING	50	
01-3020-303018-540100905	SUPPLIES MCC STORE	100	
01-3010-302010-540100905	SUPPLIES MCC STORE	200	
01-3020-303034-540600000	PUBLICATIONS & DUES	800	
01-3060-303038-540600000	PUBLICATIONS & DUES	1,500	
01-1010-101056-540100100	OFFICE SUPPLIES	650	
01-1030-102040-540100200	INSTRUCTIONAL SUPPLIES	25,000	
01-3060-303042-540800005	FOOD PURCHASES	15,000	
01-3060-303042-540600000	PUBLICATIONS & DUES	0	
01-3060-303042-540200000	PRINTING	0	
01-3060-303042-540100905	SUPPLIES MCC STORE	0	
01-3060-303042-540100900	IT TECHNOLOGY SUPPLIES	0	
01-3060-303042-540100100	OFFICE SUPPLIES	0	
01-3060-303040-540200000	PRINTING	5,398	
01-3060-303039-540800005	FOOD PURCHASES	1,000	
01-3060-303039-540200000	PRINTING	50	

Fd-Prog-Depart-Object	Description	Budget	Sub Total
01-3020-303070-540200000	PRINTING	270	
01-3060-303038-540800005	FOOD PURCHASES	12,000	
01-3020-302020-540800005	FOOD PURCHASES	300	
01-3060-303038-540200000	PRINTING	750	
01-3060-303038-540100905	SUPPLIES MCC STORE	750	
01-3060-303038-540100100	OFFICE SUPPLIES	2,000	
01-3060-303030-540200000	PRINTING	100	
01-3060-303030-540100905	SUPPLIES MCC STORE	100	
01-3060-303030-540100100	OFFICE SUPPLIES	400	
01-3040-302025-540600000	PUBLICATIONS & DUES	5,500	
01-3040-302025-540400300	POSTAGE	250	
01-3040-302025-540200000	PRINTING	100	
01-3040-302025-540100905	SUPPLIES MCC STORE	1,200	
01-3040-302025-540100100	OFFICE SUPPLIES	1,000	
01-3060-303039-540100100	OFFICE SUPPLIES	300	
01-2080-201010-540800005	FOOD PURCHASES	3,000	
01-3020-303018-540100215	SUPPLIES - TESTING	500	
01-2080-201015-540900000	OTHER MATERIALS & SUPPLIES	1,000	
01-2080-201015-540800005	FOOD PURCHASES	6,000	
01-3060-303042-540900000	OTHER MATERIALS & SUPPLIES	0	
01-2080-201015-540600000	PUBLICATIONS & DUES	4,000	
01-2080-201015-540400200	COMPUTER SOFTWARE	5,000	
01-2080-201015-540200000	PRINTING	0	
01-2080-201015-540100905	SUPPLIES MCC STORE	5,000	
01-2080-201015-540100900	IT TECHNOLOGY SUPPLIES	15,000	
01-2080-201015-540100100	OFFICE SUPPLIES	1,170	
01-2080-201012-540900000	OTHER MATERIALS & SUPPLIES	300	
01-2080-201018-540100905	SUPPLIES MCC STORE	500	
01-2080-201012-540100100	OFFICE SUPPLIES	2,000	
01-2080-201018-540200000	PRINTING	150	
01-2080-201010-540600000	PUBLICATIONS & DUES	5,000	
01-2080-201010-540400200	COMPUTER SOFTWARE	33,000	
01-2080-201010-540200000	PRINTING	400	
01-2080-201010-540100905	SUPPLIES MCC STORE	2,500	
01-2080-201010-540100900	IT TECHNOLOGY SUPPLIES	10,000	
01-2080-201010-540100200	INSTRUCTIONAL SUPPLIES	45,000	
01-2080-201010-540100100	OFFICE SUPPLIES	10,000	
01-2030-201048-540800005	FOOD PURCHASES	15,000	
01-2030-201048-540600000	PUBLICATIONS & DUES	1,500	
01-2030-201048-540400200	COMPUTER SOFTWARE	10,000	
01-2030-201048-540400105	TELECOURSE FEES	10,000	
01-2080-201012-540800005	FOOD PURCHASES	500	
01-3010-303016-540100905	SUPPLIES MCC STORE	7,500	
01-3020-302020-540600000	PUBLICATIONS & DUES	1,500	
01-3020-302020-540200000	PRINTING	0	
01-3020-302020-540100905	SUPPLIES MCC STORE	400	
01-3020-302020-540100100	OFFICE SUPPLIES	5,675	
01-3020-302015-540600000	PUBLICATIONS & DUES	1,970	
01-3020-302015-540400200	COMPUTER SOFTWARE	115	

Fd-Prog-Depart-Object	Description	Budget	Sub Total
01-3020-302015-540200000	PRINTING	0	
01-3020-302015-540100905	SUPPLIES MCC STORE	0	
01-3020-302015-540100100	OFFICE SUPPLIES	2,200	
01-3010-303016-540800005	FOOD PURCHASES	10,898	
01-3010-303016-540600000	PUBLICATIONS & DUES	360	
01-2080-201018-540100100	OFFICE SUPPLIES	3,000	
01-3010-303016-540200000	PRINTING	500	
01-2030-201048-540200000	PRINTING	90	
01-3010-303016-540100100	OFFICE SUPPLIES	7,500	
01-3010-302016-540800005	FOOD PURCHASES	510	
01-3010-302016-540200000	PRINTING	200	
01-3010-302016-540100235	SUPPLIES - GENERAL	200	
01-3010-302010-540800005	FOOD PURCHASES	13,000	
01-3010-302010-540600000	PUBLICATIONS & DUES	1,500	
01-3010-302010-540200000	PRINTING	1,500	
01-3010-302010-540100100	OFFICE SUPPLIES	11,000	
01-2080-201018-540700000	ADVERTISING	2,000	
01-2080-201018-540600000	PUBLICATIONS & DUES	2,000	
01-2080-201018-540400200	COMPUTER SOFTWARE	1,000	
01-3010-303016-540400300	POSTAGE	50	
01-1010-101040-540100235	SUPPLIES - GENERAL	80,000	
01-1010-101034-540600000	PUBLICATIONS & DUES	150	
01-1010-101052-540100245	SUPPLIES - PLANT SCIENCE LAB	1,300	
01-1010-101052-540100235	SUPPLIES - GENERAL	3,500	
01-1010-101052-540100225	SUPPLIES - GREENHOUSE	36,000	
01-1010-101052-540100220	SUPPLIES - FLORAL DESIGN	35,000	
01-1010-101052-540100200	INSTRUCTIONAL SUPPLIES	5,000	
01-1010-101052-540100100	OFFICE SUPPLIES	275	
01-1010-101046-540100905	SUPPLIES MCC STORE	0	
01-1010-101046-540100235	SUPPLIES - GENERAL	10,000	
01-1010-101044-540100235	SUPPLIES - GENERAL	15,000	
01-1010-101042-540100235	SUPPLIES - GENERAL	16,000	
01-1010-101052-540100905	SUPPLIES MCC STORE	0	
01-1010-101040-540100905	SUPPLIES MCC STORE	0	
01-1010-101054-540100100	OFFICE SUPPLIES	0	
01-1010-101040-540100100	OFFICE SUPPLIES	500	
01-1010-101038-540100235	SUPPLIES - GENERAL	250	
01-1010-101038-540100200	INSTRUCTIONAL SUPPLIES	2,000	
01-1010-101038-540100100	OFFICE SUPPLIES	0	
01-1010-101036-540600000	PUBLICATIONS & DUES	1,799	
01-1010-101036-540400200	COMPUTER SOFTWARE	0	
01-1010-101036-540200000	PRINTING	90	
01-1010-101036-540100905	SUPPLIES MCC STORE	45	
01-1010-101036-540100200	INSTRUCTIONAL SUPPLIES	100	
01-1010-101036-540100100	OFFICE SUPPLIES	2,000	
01-1010-101056-540100905	SUPPLIES MCC STORE	700	
01-1010-101042-540100200	INSTRUCTIONAL SUPPLIES	0	
01-1010-101058-540900000	OTHER MATERIALS & SUPPLIES	400	
01-1010-101064-540200000	PRINTING	25	

Fd-Prog-Depart-Object	Description	Budget	Sub Total
01-1010-101064-540100905	SUPPLIES MCC STORE	150	
01-1010-101064-540100200	INSTRUCTIONAL SUPPLIES	400	
01-1010-101064-540100100	OFFICE SUPPLIES	25	
01-1010-101062-540600000	PUBLICATIONS & DUES	150	
01-1010-101062-540400100	AUDIO/VISUAL MATERIALS	60	
01-1010-101062-540100905	SUPPLIES MCC STORE	80	
01-1010-101062-540100100	OFFICE SUPPLIES	90	
01-1010-101060-540600000	PUBLICATIONS & DUES	90	
01-1010-101060-540400100	AUDIO/VISUAL MATERIALS	60	
01-1010-101060-540200000	PRINTING	60	
01-1010-101052-540100256	SUPPLIES-HORT CHARGEBACKS	0	
01-1010-101060-540100100	OFFICE SUPPLIES	75	
01-1010-101034-540200000	PRINTING	250	
01-1010-101058-540200000	PRINTING	25	
01-1010-101058-540100905	SUPPLIES MCC STORE	350	
01-1010-101058-540100200	INSTRUCTIONAL SUPPLIES	50	
01-1010-101058-540100100	OFFICE SUPPLIES	25	
01-1010-101056-540600000	PUBLICATIONS & DUES	475	
01-1010-101056-540200000	PRINTING	200	
01-1010-101056-540100200	INSTRUCTIONAL SUPPLIES	300	
01-1010-101054-540600000	PUBLICATIONS & DUES	0	
01-1010-101054-540200000	PRINTING	0	
01-1010-101054-540100905	SUPPLIES MCC STORE	0	
01-1010-101054-540100235	SUPPLIES - GENERAL	0	
01-1010-101060-540100905	SUPPLIES MCC STORE	80	
01-1010-101014-540200000	PRINTING	180	
01-1010-101034-540700000	ADVERTISING	100	
01-1010-101018-540100100	OFFICE SUPPLIES	10,000	
01-1010-101016-540800005	FOOD PURCHASES	75	
01-1010-101016-540600000	PUBLICATIONS & DUES	135	
01-1010-101016-540400200	COMPUTER SOFTWARE	200	
01-1010-101016-540400100	AUDIO/VISUAL MATERIALS	900	
01-1010-101016-540200000	PRINTING	1,000	
01-1010-101016-540100905	SUPPLIES MCC STORE	360	
01-1010-101016-540100900	IT TECHNOLOGY SUPPLIES	1,500	
01-1010-101016-540100250	SUPPLIES - PHO/ART INK	30,588	
01-1010-101016-540100200	INSTRUCTIONAL SUPPLIES	6,500	
01-1010-101018-540200000	PRINTING	200	
01-1010-101014-540600000	PUBLICATIONS & DUES	180	
01-1010-101018-540600000	PUBLICATIONS & DUES	160	
01-1010-101014-540100905	SUPPLIES MCC STORE	90	
01-1010-101014-540100900	IT TECHNOLOGY SUPPLIES	2,400	
01-1010-101014-540100100	OFFICE SUPPLIES	200	
01-1010-101012-540200000	PRINTING	50	
01-1010-101012-540100905	SUPPLIES MCC STORE	72	
01-1010-101012-540100100	OFFICE SUPPLIES	200	
01-1010-101010-540200000	PRINTING	45	
01-1010-101010-540100905	SUPPLIES MCC STORE	135	
01-1010-101010-540100100	OFFICE SUPPLIES	1,450	

Fd-Prog-Depart-Object	Description	Budget	Sub Total
01-3060-303044-540200000	PRINTING	200	
01-3060-303044-540600000	PUBLICATIONS & DUES	200	
01-1010-101016-540100100	OFFICE SUPPLIES	20,692	
01-1010-101024-540100100	OFFICE SUPPLIES	45	
01-1010-101034-540100905	SUPPLIES MCC STORE	75	
01-1010-101034-540100100	OFFICE SUPPLIES	100	
01-1010-101030-540600000	PUBLICATIONS & DUES	450	
01-1010-101030-540200000	PRINTING	25	
01-1010-101030-540100905	SUPPLIES MCC STORE	135	
01-1010-101030-540100100	OFFICE SUPPLIES	135	
01-1010-101028-540400100	AUDIO/VISUAL MATERIALS	72	
01-1010-101028-540200000	PRINTING	40	
01-1010-101028-540100905	SUPPLIES MCC STORE	72	
01-1010-101028-540100900	IT TECHNOLOGY SUPPLIES	20,225	
01-1010-101028-540100100	OFFICE SUPPLIES	116	
01-1010-101018-540100905	SUPPLIES MCC STORE	45	
01-1010-101024-540200000	PRINTING	25	
01-1010-101066-540200000	PRINTING	75	
01-1010-101022-540400200	COMPUTER SOFTWARE	1,349	
01-1010-101022-540200000	PRINTING	81	
01-1010-101022-540100905	SUPPLIES MCC STORE	81	
01-1010-101022-540100200	INSTRUCTIONAL SUPPLIES	3,000	
01-1010-101022-540100100	OFFICE SUPPLIES	4,498	
01-1010-101020-540400200	COMPUTER SOFTWARE	450	
01-1010-101020-540200000	PRINTING	45	
01-1010-101020-540100900	IT TECHNOLOGY SUPPLIES	1,000	
01-1010-101020-540100250	SUPPLIES - PHO/ART INK	4,948	
01-1010-101020-540100100	OFFICE SUPPLIES	14,626	
01-1010-101018-540900000	OTHER MATERIALS & SUPPLIES	5,000	
01-1010-101026-540100100	OFFICE SUPPLIES	45	
01-1030-102020-540100200	INSTRUCTIONAL SUPPLIES	1,500	
01-1010-101066-540100100	OFFICE SUPPLIES	125	
01-1030-102024-540600000	PUBLICATIONS & DUES	0	
01-1030-102024-540200000	PRINTING	0	
01-1030-102024-540100905	SUPPLIES MCC STORE	100	
01-1030-102024-540100235	SUPPLIES - GENERAL	4,500	
01-1030-102024-540100100	OFFICE SUPPLIES	600	
01-1030-102022-540900000	OTHER MATERIALS & SUPPLIES	1,000	
01-1030-102022-540600000	PUBLICATIONS & DUES	2,500	
01-1030-102022-540200000	PRINTING	90	
01-1030-102022-540100905	SUPPLIES MCC STORE	180	
01-1030-102022-540100100	OFFICE SUPPLIES	1,000	
01-1030-102024-540900000	OTHER MATERIALS & SUPPLIES	3,150	
01-1030-102020-540100905	SUPPLIES MCC STORE	100	
01-1030-102026-540100100	OFFICE SUPPLIES	180	
01-1030-102020-540100100	OFFICE SUPPLIES	300	
01-1030-102018-540200000	PRINTING	0	
01-1030-102018-540100905	SUPPLIES MCC STORE	135	
01-1030-102018-540100100	OFFICE SUPPLIES	180	

Fd-Prog-Depart-Object	Description	Budget	Sub Total
01-1020-102019-540700000	ADVERTISING	450	
01-1020-102019-540600000	PUBLICATIONS & DUES	775	
01-1020-102019-540400200	COMPUTER SOFTWARE	8,500	
01-1020-102019-540200000	PRINTING	500	
01-1020-102019-540100905	SUPPLIES MCC STORE	180	
01-1020-102019-540100100	OFFICE SUPPLIES	300	
01-1020-102016-540900000	OTHER MATERIALS & SUPPLIES	5,000	
01-1030-102020-540200000	PRINTING	25	
01-1030-102033-540100100	OFFICE SUPPLIES	5,000	
01-1030-102036-540600000	PUBLICATIONS & DUES	2,500	
01-1030-102036-540400200	COMPUTER SOFTWARE	6,300	
01-1030-102036-540200000	PRINTING	1,500	
01-1030-102036-540100900	IT TECHNOLOGY SUPPLIES	0	
01-1030-102036-540100200	INSTRUCTIONAL SUPPLIES	11,500	
01-1030-102036-540100100	OFFICE SUPPLIES	200	
01-1030-102034-540400300	POSTAGE	200	
01-1030-102034-540400200	COMPUTER SOFTWARE	600	
01-1030-102034-540200000	PRINTING	500	
01-1030-102034-540100905	SUPPLIES MCC STORE	200	
01-1030-102034-540100200	INSTRUCTIONAL SUPPLIES	2,300	
01-1030-102024-540800015	CLOTHING PURCHASES	1,000	
01-1030-102033-540100905	SUPPLIES MCC STORE	500	
01-1020-102016-540200000	PRINTING	150	
01-1030-102030-540900000	OTHER MATERIALS & SUPPLIES	5,000	
01-1030-102030-540600000	PUBLICATIONS & DUES	300	
01-1030-102030-540400400	REPAIR MATERIALS & SUPPLIES	22,470	
01-1030-102030-540400200	COMPUTER SOFTWARE	5,500	
01-1030-102030-540200000	PRINTING	250	
01-1030-102030-540100905	SUPPLIES MCC STORE	250	
01-1030-102030-540100900	IT TECHNOLOGY SUPPLIES	2,500	
01-1030-102030-540100235	SUPPLIES - GENERAL	0	
01-1030-102030-540100200	INSTRUCTIONAL SUPPLIES	30,000	
01-1030-102026-540200000	PRINTING	25	
01-1030-102026-540100905	SUPPLIES MCC STORE	90	
01-1030-102034-540100100	OFFICE SUPPLIES	500	
01-1010-101072-540400200	COMPUTER SOFTWARE	3,500	
01-1010-101080-540100100	OFFICE SUPPLIES	225	
01-1010-101078-540600000	PUBLICATIONS & DUES	900	
01-1010-101078-540400200	COMPUTER SOFTWARE	1,850	
01-1010-101078-540200000	PRINTING	200	
01-1010-101078-540100905	SUPPLIES MCC STORE	150	
01-1010-101078-540100235	SUPPLIES - GENERAL	500	
01-1010-101078-540100200	INSTRUCTIONAL SUPPLIES	3,400	
01-1010-101078-540100100	OFFICE SUPPLIES	200	
01-1010-101074-540700000	ADVERTISING	100	
01-1010-101074-540200000	PRINTING	100	
01-1010-101074-540100200	INSTRUCTIONAL SUPPLIES	7,000	
01-1020-102016-540600000	PUBLICATIONS & DUES	2,000	
01-1010-101072-540700000	ADVERTISING	1,000	

Fd-Prog-Depart-Object	Description	Budget	Sub Total
01-1010-101080-540200000	PRINTING	700	
01-1010-101072-540200000	PRINTING	300	
01-1010-101072-540100200	INSTRUCTIONAL SUPPLIES	4,758	
01-1010-101072-540100100	OFFICE SUPPLIES	100	
01-1010-101070-540100905	SUPPLIES MCC STORE	200	
01-1010-101070-540100200	INSTRUCTIONAL SUPPLIES	4,000	
01-1010-101070-540100100	OFFICE SUPPLIES	800	
01-1010-101068-540400200	COMPUTER SOFTWARE	60,000	
01-1010-101068-540200000	PRINTING	500	
01-1010-101068-540100200	INSTRUCTIONAL SUPPLIES	8,000	
01-1010-101066-540600000	PUBLICATIONS & DUES	500	
01-1030-102040-540100100	OFFICE SUPPLIES	200	
01-1010-101074-540100100	OFFICE SUPPLIES	200	
01-1020-102010-540200000	PRINTING	300	
01-1010-101066-540100905	SUPPLIES MCC STORE	125	
01-1020-102016-540100905	SUPPLIES MCC STORE	150	
01-1020-102016-540100235	SUPPLIES - GENERAL	0	
01-1020-102016-540100200	INSTRUCTIONAL SUPPLIES	6,000	
01-1020-102016-540100100	OFFICE SUPPLIES	2,500	
01-1020-102011-540800005	FOOD PURCHASES	11,000	
01-1020-102011-540200000	PRINTING	75	
01-1020-102011-540100235	SUPPLIES - GENERAL	1,000	
01-1020-102011-540100200	INSTRUCTIONAL SUPPLIES	0	
01-1020-102010-540900000	OTHER MATERIALS & SUPPLIES	0	
01-1020-102010-540800015	CLOTHING PURCHASES	2,500	
01-1010-101080-540100200	INSTRUCTIONAL SUPPLIES	7,000	
01-1020-102010-540700000	ADVERTISING	1,000	
01-1010-101080-540100905	SUPPLIES MCC STORE	250	
01-1020-102010-540100905	SUPPLIES MCC STORE	500	
01-1020-102010-540100200	INSTRUCTIONAL SUPPLIES	10,000	
01-1020-102010-540100100	OFFICE SUPPLIES	200	
01-1010-904183-540900000	OTHER MATERIALS & SUPPLIES	20,000	
01-1010-904183-540100905	SUPPLIES MCC STORE	100	
01-1010-904183-540100900	IT TECHNOLOGY SUPPLIES	1,500	
01-1010-904183-540100100	OFFICE SUPPLIES	500	
01-1010-101084-540600000	PUBLICATIONS & DUES	900	
01-1010-101084-540100905	SUPPLIES MCC STORE	135	
01-1010-101080-540700000	ADVERTISING	15,000	
01-1010-101080-540600000	PUBLICATIONS & DUES	450	
01-1020-102016-540400200	COMPUTER SOFTWARE	10,000	
01-1020-102010-540800005	FOOD PURCHASES	60,000	
01-8040-501036-540600000	PUBLICATIONS & DUES	2,500	
01-8020-502025-540100905	SUPPLIES MCC STORE	50	
01-8030-501032-540400200	COMPUTER SOFTWARE	5,000	
01-8030-501032-540400300	POSTAGE	58,000	
01-8030-501032-540600000	PUBLICATIONS & DUES	1,500	
01-8030-501032-540700000	ADVERTISING	135,000	
01-8030-501032-540700005	PHOTOGRAPHY EXPENSE	20,000	
01-8040-501036-540100100	OFFICE SUPPLIES	13,000	

Fd-Prog-Depart-Object	Description	Budget	Sub Total
01-8030-501032-540200020	PRINTING - NON-CREDIT DIVISION	7,500	
01-8040-501036-540200000	PRINTING	50	
01-8030-501032-540200015	PRINTING - COLLEGE CATALOG	16,500	
01-8040-501036-540900000	OTHER MATERIALS & SUPPLIES	55,280	
01-8040-503010-540100100	OFFICE SUPPLIES	3,000	
01-8040-503010-540100500	ACCOMODATION SUPPLIES	1,000	
01-8040-503010-540100905	SUPPLIES MCC STORE	1,000	
01-8040-503010-540200000	PRINTING	0	
01-8040-503010-540400200	COMPUTER SOFTWARE	5,000	
01-8040-503010-540400300	POSTAGE	0	
01-8040-503010-540600000	PUBLICATIONS & DUES	6,000	
01-8040-501036-540100905	SUPPLIES MCC STORE	150	
01-8030-501022-540100905	SUPPLIES MCC STORE	500	
01-8020-502025-540200000	PRINTING	500	
01-8020-502025-540400200	COMPUTER SOFTWARE	5,000	
01-8020-502025-540400300	POSTAGE	50	
01-8020-502025-540600000	PUBLICATIONS & DUES	6,500	
01-8020-502030-540100100	OFFICE SUPPLIES	5,000	
01-8020-502030-540100905	SUPPLIES MCC STORE	120	
01-8020-502030-540400300	POSTAGE	250	
01-8030-501032-540200025	PRINTING-INSTITUTIONAL	55,000	
01-8030-501022-540100100	OFFICE SUPPLIES	1,000	
01-8050-501014-540100100	OFFICE SUPPLIES	250	
01-8030-501022-540200000	PRINTING	17,500	
01-8030-501022-540400300	POSTAGE	2,750	
01-8030-501022-540600000	PUBLICATIONS & DUES	1,000	
01-8030-501032-540100100	OFFICE SUPPLIES	4,000	
01-8030-501032-540100900	IT TECHNOLOGY SUPPLIES	1,500	
01-8030-501032-540100905	SUPPLIES MCC STORE	2,500	
01-8030-501032-540200000	PRINTING	0	
01-8030-501032-540200010	PRINTING - NON-CREDIT SCHEDULE	36,000	
01-8020-502030-540600000	PUBLICATIONS & DUES	2,000	
01-8080-504020-540100900	IT TECHNOLOGY SUPPLIES	4,000	
01-8070-506015-540600000	PUBLICATIONS & DUES	12,000	
01-8080-504010-540100100	OFFICE SUPPLIES	5,000	
01-8080-504010-540100900	IT TECHNOLOGY SUPPLIES	25,000	
01-8080-504010-540400200	COMPUTER SOFTWARE	2,500	
01-8080-504010-540600000	PUBLICATIONS & DUES	2,200	
01-8080-504015-540100100	OFFICE SUPPLIES	0	
01-8080-504015-540100900	IT TECHNOLOGY SUPPLIES	5,000	
01-8040-503010-540700010	PROMOTIONAL EXPENSE	10,000	
01-8080-504020-540100100	OFFICE SUPPLIES	52,500	
01-8070-506010-540900000	OTHER MATERIALS & SUPPLIES	1,000	
01-8080-504020-540100905	SUPPLIES MCC STORE	300	
01-8080-504020-540400200	COMPUTER SOFTWARE	420,642	
01-8080-504020-540600000	PUBLICATIONS & DUES	1,950	
01-8080-504030-540100100	OFFICE SUPPLIES	0	
01-8080-504030-540100900	IT TECHNOLOGY SUPPLIES	50,000	
01-8080-504030-540100905	SUPPLIES MCC STORE	100	

Fd-Prog-Depart-Object	Description	Budget	Sub Total
01-8080-504030-540400200	COMPUTER SOFTWARE	180,000	
01-3060-303044-540100100	OFFICE SUPPLIES	400	
01-8080-504015-540400200	COMPUTER SOFTWARE	523,164	
01-8060-501016-540800005	FOOD PURCHASES	1,000	
01-8070-506010-540100905	SUPPLIES MCC STORE	1,500	
01-8050-501014-540200000	PRINTING	250	
01-8050-501014-540400300	POSTAGE	250	
01-8060-501016-540100100	OFFICE SUPPLIES	20,000	
01-8060-501016-540100101	SUPPLIES OFFSET ALLOWANCE	-300,000	
01-8060-501016-540100900	IT TECHNOLOGY SUPPLIES	0	
01-8060-501016-540100905	SUPPLIES MCC STORE	0	
01-8060-501016-540200000	PRINTING	100	
01-8070-506015-540100905	SUPPLIES MCC STORE	0	
01-8060-501016-540600000	PUBLICATIONS & DUES	45,000	
01-8070-506015-540100100	OFFICE SUPPLIES	200	
01-8060-501016-540900000	OTHER MATERIALS & SUPPLIES	10,000	
01-8070-506010-540100100	OFFICE SUPPLIES	2,500	
01-8070-506010-540100900	IT TECHNOLOGY SUPPLIES	0	
01-8070-506010-540200000	PRINTING	5,000	
01-8070-506010-540400300	POSTAGE	0	
01-8070-506010-540600000	PUBLICATIONS & DUES	2,000	
01-8070-506010-540800005	FOOD PURCHASES	28,500	
01-8040-503010-540900000	OTHER MATERIALS & SUPPLIES	3,000	
01-8060-501016-540400200	COMPUTER SOFTWARE	15,000	
01-4010-401030-540800005	FOOD PURCHASES	0	
01-4030-401016-540900000	OTHER MATERIALS & SUPPLIES	561	
01-4010-401012-540100905	SUPPLIES MCC STORE	400	
01-4010-401012-540200000	PRINTING	1,000	
01-4010-401012-540400300	POSTAGE	100	
01-4010-401012-540800005	FOOD PURCHASES	1,750	
01-4010-401012-540900000	OTHER MATERIALS & SUPPLIES	1,000	
01-4010-401030-540100200	INSTRUCTIONAL SUPPLIES	0	
01-4010-401012-540100200	INSTRUCTIONAL SUPPLIES	4,000	
01-4010-401030-540700000	ADVERTISING	0	
01-4010-401012-540100100	OFFICE SUPPLIES	2,000	
01-4010-401030-540900000	OTHER MATERIALS & SUPPLIES	0	
01-4010-401034-540100100	OFFICE SUPPLIES	1,500	
01-4010-401034-540100235	SUPPLIES - GENERAL	5,200	
01-4010-401034-540100905	SUPPLIES MCC STORE	25	
01-4010-401034-540600000	PUBLICATIONS & DUES	250	
01-4030-401016-540600000	PUBLICATIONS & DUES	0	
01-4030-401016-540600010	PERIODICALS	0	
01-4030-401016-540700000	ADVERTISING	0	
01-4010-401030-540100905	SUPPLIES MCC STORE	0	
01-3080-303017-540800005	FOOD PURCHASES	10,000	
01-3060-303044-540800005	FOOD PURCHASES	2,003	
01-8070-506010-540400200	COMPUTER SOFTWARE	1,000	
01-8020-502025-540100100	OFFICE SUPPLIES	500	
01-3060-303046-540100100	OFFICE SUPPLIES	400	

Fd-Prog-Depart-Object	Description	Budget	Sub Total
01-3060-303046-540800005	FOOD PURCHASES	0	
01-3060-303046-540900000	OTHER MATERIALS & SUPPLIES	850	
01-3080-303017-540100100	OFFICE SUPPLIES	1,000	
01-4010-401012-540100210	CHILD CARE SUPPLIES	0	
01-3080-303017-540100905	SUPPLIES MCC STORE	500	
01-3090-303043-540200000	PRINTING	400	
01-3080-904147-540100100	OFFICE SUPPLIES	200	
01-3080-904147-540100905	SUPPLIES MCC STORE	500	
01-3080-904147-540600000	PUBLICATIONS & DUES	150	
01-3080-904147-540800005	FOOD PURCHASES	2,000	
01-3090-303043-540100905	SUPPLIES MCC STORE	450	
01-3090-303043-540600000	PUBLICATIONS & DUES	0	
01-3090-303043-540800005	FOOD PURCHASES	4,000	
01-3090-303043-540900000	OTHER MATERIALS & SUPPLIES	0	
01-3080-303017-540100235	SUPPLIES - GENERAL	500	
01-8020-502010-540100100	OFFICE SUPPLIES	600	
01-8020-501010-540100100	OFFICE SUPPLIES	46,500	
01-8020-501010-540100155	COPY CENTER CHARGEBACKS	0	
01-8020-501010-540100905	SUPPLIES MCC STORE	250	
01-8020-501010-540200000	PRINTING	16,500	
01-8020-501010-540400200	COMPUTER SOFTWARE	500	
01-8020-501020-540100100	OFFICE SUPPLIES	300	
01-8020-501020-540400300	POSTAGE	100	
01-8020-501020-540600000	PUBLICATIONS & DUES	4,500	
01-8010-501013-540600000	PUBLICATIONS & DUES	2,500	
01-8020-501028-540400305	U. P. S.	20,000	
01-8020-501028-540400300	POSTAGE	53,000	
01-8020-502010-540100905	SUPPLIES MCC STORE	0	
01-8020-502010-540200000	PRINTING	0	
01-8020-502015-540100100	OFFICE SUPPLIES	5,000	
01-8020-502015-540100905	SUPPLIES MCC STORE	50	
01-4040-404010-540100100	OFFICE SUPPLIES	2,500	
01-3090-303043-540100100	OFFICE SUPPLIES	0	
01-8020-502015-540200000	PRINTING	100	
01-8020-502015-540400200	COMPUTER SOFTWARE	0	
01-8020-501028-540100100	OFFICE SUPPLIES	1,000	
01-8010-501012-540400300	POSTAGE	250	
01-4040-404010-540600000	PUBLICATIONS & DUES	2,500	
01-4040-404010-540700000	ADVERTISING	10,000	
01-4040-404010-540100400	MAINTENANCE SUPPLIES	5,000	
01-4040-404010-540800005	FOOD PURCHASES	0	
01-8020-501028-540600000	PUBLICATIONS & DUES	260	
01-8010-501013-540500005	BOOKS	15,000	
01-4040-404010-540900000	OTHER MATERIALS & SUPPLIES	500	
01-8010-501012-540100100	OFFICE SUPPLIES	2,000	
01-8010-501012-540200000	PRINTING	250	
01-8010-501012-540500005	BOOKS	250	
01-8010-501013-540200000	PRINTING	0	
01-8010-501012-540900000	OTHER MATERIALS & SUPPLIES	100	

Fd-Prog-Depart-Object	Description	Budget	Sub Total
01-8010-501013-540100905	SUPPLIES MCC STORE	500	
01-8010-501013-540100100	OFFICE SUPPLIES	1,000	
01-8020-502015-540600000	PUBLICATIONS & DUES	1,000	
01-8010-501013-540100900	IT TECHNOLOGY SUPPLIES	1,000	
01-8010-501013-540100235	SUPPLIES - GENERAL	2,500	
01-8010-501012-540600000	PUBLICATIONS & DUES	2,000	
01-8010-501012-540100905	SUPPLIES MCC STORE	250	
	TOTAL SUPPLIES		3,397,175

Fd-Prog-Depart-Object	Description	Budget	Sub Total
Travel			
01-4010-401012-550400010	RECRUITMENT - BACKGROUND CHECK	1,000	
01-4030-401016-550100005	MEETING EXPENSE IN-DISTRICT	0	
01-4010-401034-550900015	OTHER CONF & MTG EXP	100	
01-3090-303043-550200010	OUT OF DISTRICT TRAVEL	0	
01-4010-401030-550200005	IN DISTRICT TRAVEL	0	
01-4010-401012-550900015	OTHER CONF & MTG EXP	500	
01-4010-401012-550100005	MEETING EXPENSE IN-DISTRICT	200	
01-4030-401016-550200005	IN DISTRICT TRAVEL	0	
01-8010-501013-550100005	MEETING EXPENSE IN-DISTRICT	1,000	
01-4010-401012-550200010	OUT OF DISTRICT TRAVEL	3,000	
01-4010-401012-550200005	IN DISTRICT TRAVEL	750	
01-3090-303043-550900015	OTHER CONF & MTG EXP	400	
01-4030-401016-550900015	OTHER CONF & MTG EXP	0	
01-4040-404010-550100005	MEETING EXPENSE IN-DISTRICT	200	
01-4040-404010-550200010	OUT OF DISTRICT TRAVEL	2,000	
01-4040-404010-550900015	OTHER CONF & MTG EXP	700	
01-8010-501012-550100005	MEETING EXPENSE IN-DISTRICT	5,000	
01-8010-501012-550200005	IN DISTRICT TRAVEL	1,000	
01-8010-501012-550900015	OTHER CONF & MTG EXP	1,000	
01-8010-501013-550200005	IN DISTRICT TRAVEL	1,000	
01-8010-501013-550200010	OUT OF DISTRICT TRAVEL	1,000	
01-3080-904147-550900015	OTHER CONF & MTG EXP	1,000	
01-3020-303060-550100005	MEETING EXPENSE IN-DISTRICT	50	
01-8010-501013-550900015	OTHER CONF & MTG EXP	0	
01-8010-501042-550200005	IN DISTRICT TRAVEL	0	
01-8020-501020-550100005	MEETING EXPENSE IN-DISTRICT	75	
01-8010-501012-550200010	OUT OF DISTRICT TRAVEL	1,000	
01-3040-302025-550200005	IN DISTRICT TRAVEL	400	
01-3020-303018-550900015	OTHER CONF & MTG EXP	250	
01-3020-303024-550200005	IN DISTRICT TRAVEL	200	
01-8060-501016-550200010	OUT OF DISTRICT TRAVEL	25,000	
01-8020-501020-550200005	IN DISTRICT TRAVEL	75	
01-3020-303024-550200010	OUT OF DISTRICT TRAVEL	0	
01-3020-303024-550900025	JOB/COLLEGE FAIR	6,000	
01-3020-303026-550100005	MEETING EXPENSE IN-DISTRICT	0	
01-3020-303034-550100005	MEETING EXPENSE IN-DISTRICT	600	
01-3020-303034-550200010	OUT OF DISTRICT TRAVEL	3,000	
01-3020-303034-550900015	OTHER CONF & MTG EXP	500	
01-3020-303060-550900015	OTHER CONF & MTG EXP	1,000	
01-3020-303070-550200005	IN DISTRICT TRAVEL	68	
01-3020-303070-550100005	MEETING EXPENSE IN-DISTRICT	681	
01-3040-302025-550100005	MEETING EXPENSE IN-DISTRICT	1,000	
01-3060-303044-550100005	MEETING EXPENSE IN-DISTRICT	1,580	
01-3040-302025-550200010	OUT OF DISTRICT TRAVEL	3,000	
01-3040-302025-550900015	OTHER CONF & MTG EXP	500	
01-3060-303030-550200010	OUT OF DISTRICT TRAVEL	8,000	
01-3060-303030-550900015	OTHER CONF & MTG EXP	7,500	
01-3060-303038-550100005	MEETING EXPENSE IN-DISTRICT	200	

Fd-Prog-Depart-Object	Description	Budget	Sub Total
01-3060-303038-550200005	IN DISTRICT TRAVEL	300	
01-3060-303038-550200010	OUT OF DISTRICT TRAVEL	500	
01-3060-303038-550900015	OTHER CONF & MTG EXP	3,000	
01-3060-303039-550200005	IN DISTRICT TRAVEL	250	
01-3060-303042-550100005	MEETING EXPENSE IN-DISTRICT	1,500	
01-3060-303042-550200010	OUT OF DISTRICT TRAVEL	3,000	
01-3060-303042-550900015	OTHER CONF & MTG EXP	2,500	
01-3020-303070-550200010	OUT OF DISTRICT TRAVEL	1,000	
01-8070-506010-550200010	OUT OF DISTRICT TRAVEL	2,500	
01-8060-501016-550100005	MEETING EXPENSE IN-DISTRICT	25,000	
01-8040-503010-550400000	RECRUITMENT	85,000	
01-8040-503010-550400010	RECRUITMENT - BACKGROUND CHECK	7,500	
01-8040-503010-550400015	RELOCATION/MOVING EXPENSES	5,000	
01-8040-503010-550900005	STAFF DEVELOPMENT	25,000	
01-8040-503010-550900015	OTHER CONF & MTG EXP	7,500	
01-8050-501014-550100005	MEETING EXPENSE IN-DISTRICT	500	
01-8050-501014-550200010	OUT OF DISTRICT TRAVEL	2,500	
01-8050-501014-550900015	OTHER CONF & MTG EXP	2,500	
01-8060-501016-550100010	CHAMBER MEETING EXPENSE IN-DIS	1,250	
01-8060-501016-550200011	TRAVEL OFFSET ALLOWANCE	-100,000	
01-8040-503010-550200005	IN DISTRICT TRAVEL	500	
01-8070-506010-550200005	IN DISTRICT TRAVEL	1,500	
01-8040-503010-550100015	MEETING EXPENSE GENERAL	10,000	
01-8070-506010-550900015	OTHER CONF & MTG EXP	5,000	
01-8070-506015-550200010	OUT OF DISTRICT TRAVEL	800	
01-8070-506015-550900015	OTHER CONF & MTG EXP	1,600	
01-8080-504010-550900015	OTHER CONF & MTG EXP	500	
01-8080-504015-550200005	IN DISTRICT TRAVEL	6,000	
01-8080-504015-550900015	OTHER CONF & MTG EXP	5,500	
01-8080-504020-550200005	IN DISTRICT TRAVEL	500	
01-8080-504020-550200010	OUT OF DISTRICT TRAVEL	3,500	
01-8080-504020-550900015	OTHER CONF & MTG EXP	40,000	
01-8080-504030-550200005	IN DISTRICT TRAVEL	600	
01-3020-303018-550200010	OUT OF DISTRICT TRAVEL	2,500	
01-8020-501020-550900005	STAFF DEVELOPMENT	1,500	
01-8070-506010-550100005	MEETING EXPENSE IN-DISTRICT	10,000	
01-8030-501022-550100010	CHAMBER MEETING EXPENSE IN-DIS	0	
01-8020-501020-550900015	OTHER CONF & MTG EXP	2,500	
01-8020-501028-550200005	IN DISTRICT TRAVEL	300	
01-8020-501028-550900015	OTHER CONF & MTG EXP	195	
01-8020-502010-550900015	OTHER CONF & MTG EXP	225	
01-8020-502015-550200005	IN DISTRICT TRAVEL	100	
01-8020-502015-550900015	OTHER CONF & MTG EXP	2,500	
01-8020-502025-550100005	MEETING EXPENSE IN-DISTRICT	225	
01-8020-502025-550200010	OUT OF DISTRICT TRAVEL	750	
01-8020-502025-550900015	OTHER CONF & MTG EXP	250	
01-8020-502030-550100005	MEETING EXPENSE IN-DISTRICT	360	
01-8020-502030-550200010	OUT OF DISTRICT TRAVEL	3,500	
01-8040-503010-550200010	OUT OF DISTRICT TRAVEL	3,500	

Fd-Prog-Depart-Object	Description	Budget	Sub Total
01-8030-501022-550100005	MEETING EXPENSE IN-DISTRICT	5,000	
01-8020-501020-550200010	OUT OF DISTRICT TRAVEL	5,000	
01-8030-501022-550200005	IN DISTRICT TRAVEL	500	
01-8030-501022-550200010	OUT OF DISTRICT TRAVEL	5,000	
01-8030-501022-550900015	OTHER CONF & MTG EXP	2,750	
01-8030-501032-550100005	MEETING EXPENSE IN-DISTRICT	750	
01-8030-501032-550200005	IN DISTRICT TRAVEL	150	
01-8030-501032-550200010	OUT OF DISTRICT TRAVEL	2,000	
01-8030-501032-550900015	OTHER CONF & MTG EXP	5,000	
01-8040-501036-550100005	MEETING EXPENSE IN-DISTRICT	300	
01-8040-501036-550200005	IN DISTRICT TRAVEL	150	
01-8040-501036-550200010	OUT OF DISTRICT TRAVEL	2,000	
01-8040-501036-550900015	OTHER CONF & MTG EXP	2,000	
01-8040-503010-550100005	MEETING EXPENSE IN-DISTRICT	3,000	
01-8020-502030-550900015	OTHER CONF & MTG EXP	2,500	
01-1030-102018-550100005	MEETING EXPENSE IN-DISTRICT	300	
01-8020-501028-550100005	MEETING EXPENSE IN-DISTRICT	130	
01-1010-101084-550100005	MEETING EXPENSE IN-DISTRICT	2,000	
01-1010-101084-550200010	OUT OF DISTRICT TRAVEL	1,000	
01-1010-904183-550100005	MEETING EXPENSE IN-DISTRICT	0	
01-1010-904183-550200010	OUT OF DISTRICT TRAVEL	500	
01-1010-904183-550900015	OTHER CONF & MTG EXP	25,000	
01-1020-102010-550100005	MEETING EXPENSE IN-DISTRICT	0	
01-1020-102016-550100005	MEETING EXPENSE IN-DISTRICT	3,700	
01-1020-102016-550200005	IN DISTRICT TRAVEL	90	
01-1020-102016-550200010	OUT OF DISTRICT TRAVEL	2,000	
01-1020-102016-550900015	OTHER CONF & MTG EXP	898	
01-1010-101078-550100005	MEETING EXPENSE IN-DISTRICT	200	
01-1020-102019-550900015	OTHER CONF & MTG EXP	404	
01-1010-101074-550100005	MEETING EXPENSE IN-DISTRICT	300	
01-1030-102018-550900015	OTHER CONF & MTG EXP	200	
01-1030-102020-550100005	MEETING EXPENSE IN-DISTRICT	350	
01-1030-102022-550100005	MEETING EXPENSE IN-DISTRICT	1,000	
01-1030-102024-550100005	MEETING EXPENSE IN-DISTRICT	1,000	
01-1030-102024-550200005	IN DISTRICT TRAVEL	300	
01-1030-102024-550200010	OUT OF DISTRICT TRAVEL	2,000	
01-1030-102024-550900010	VEHICLE EXPENSE	15,000	
01-1030-102030-550100005	MEETING EXPENSE IN-DISTRICT	350	
01-1030-102030-550200005	IN DISTRICT TRAVEL	100	
01-1030-102030-550900015	OTHER CONF & MTG EXP	50	
01-1030-102034-550200010	OUT OF DISTRICT TRAVEL	2,500	
01-1030-102036-550200010	OUT OF DISTRICT TRAVEL	2,500	
01-1020-102019-550100005	MEETING EXPENSE IN-DISTRICT	400	
01-1010-101036-550900015	OTHER CONF & MTG EXP	1,500	
01-1010-101010-550900015	OTHER CONF & MTG EXP	200	
01-1010-101014-550200010	OUT OF DISTRICT TRAVEL	0	
01-1010-101014-550900020	FORENSICS	7,000	
01-1010-101016-550100005	MEETING EXPENSE IN-DISTRICT	75	
01-1010-101022-550100005	MEETING EXPENSE IN-DISTRICT	277	

Fd-Prog-Depart-Object	Description	Budget	Sub Total
01-1010-101022-550900010	VEHICLE EXPENSE	582	
01-1010-101028-550200010	OUT OF DISTRICT TRAVEL	800	
01-1010-101034-550100005	MEETING EXPENSE IN-DISTRICT	718	
01-1010-101034-550200010	OUT OF DISTRICT TRAVEL	0	
01-1010-101034-550900015	OTHER CONF & MTG EXP	800	
01-1010-101036-550100005	MEETING EXPENSE IN-DISTRICT	1,000	
01-1010-101080-550100005	MEETING EXPENSE IN-DISTRICT	180	
01-1010-101036-550200010	OUT OF DISTRICT TRAVEL	4,000	
01-1010-101040-550200005	IN DISTRICT TRAVEL	100	
01-3020-303018-550200005	IN DISTRICT TRAVEL	100	
01-1010-101040-550100005	MEETING EXPENSE IN-DISTRICT	0	
01-1010-101042-550100005	MEETING EXPENSE IN-DISTRICT	100	
01-1010-101042-550200005	IN DISTRICT TRAVEL	100	
01-1010-101044-550100005	MEETING EXPENSE IN-DISTRICT	500	
01-1010-101052-550200010	OUT OF DISTRICT TRAVEL	0	
01-1010-101054-550100005	MEETING EXPENSE IN-DISTRICT	0	
01-1010-101054-550200010	OUT OF DISTRICT TRAVEL	0	
01-1010-101056-550100005	MEETING EXPENSE IN-DISTRICT	200	
01-1010-101058-550900015	OTHER CONF & MTG EXP	1,000	
01-1010-101060-550200005	IN DISTRICT TRAVEL	75	
01-1010-101072-550100005	MEETING EXPENSE IN-DISTRICT	175	
01-1010-101036-550200005	IN DISTRICT TRAVEL	404	
01-3010-302010-550100005	MEETING EXPENSE IN-DISTRICT	1,500	
01-2030-201048-550900015	OTHER CONF & MTG EXP	1,500	
01-2080-201010-550200005	IN DISTRICT TRAVEL	200	
01-2080-201010-550900001	PROFESSIONAL DEVELOPMENT	38,000	
01-2080-201010-550900015	OTHER CONF & MTG EXP	5,000	
01-2080-201012-550100005	MEETING EXPENSE IN-DISTRICT	2,000	
01-2080-201012-550900015	OTHER CONF & MTG EXP	500	
01-2080-201015-550100005	MEETING EXPENSE IN-DISTRICT	224	
01-2080-201015-550200010	OUT OF DISTRICT TRAVEL	20,000	
01-2080-201015-550900015	OTHER CONF & MTG EXP	2,100	
01-2080-201018-550100005	MEETING EXPENSE IN-DISTRICT	4,300	
01-2080-201018-550200005	IN DISTRICT TRAVEL	500	
01-2030-201048-550200010	OUT OF DISTRICT TRAVEL	3,000	
01-2080-201018-550900015	OTHER CONF & MTG EXP	1,500	
01-2080-201010-550100005	MEETING EXPENSE IN-DISTRICT	2,000	
01-3010-302010-550200005	IN DISTRICT TRAVEL	1,500	
01-3010-302010-550200010	OUT OF DISTRICT TRAVEL	1,000	
01-3010-302010-550900015	OTHER CONF & MTG EXP	1,250	
01-3010-302016-550200010	OUT OF DISTRICT TRAVEL	3,257	
01-3010-303016-550900015	OTHER CONF & MTG EXP	2,500	
01-3020-302015-550100005	MEETING EXPENSE IN-DISTRICT	0	
01-3020-302015-550200010	OUT OF DISTRICT TRAVEL	2,800	
01-3020-302015-550900015	OTHER CONF & MTG EXP	0	
01-3020-302020-550100005	MEETING EXPENSE IN-DISTRICT	150	
01-3020-302020-550900015	OTHER CONF & MTG EXP	1,000	
01-1010-101038-550200010	OUT OF DISTRICT TRAVEL	0	
01-1030-102040-550100005	MEETING EXPENSE IN-DISTRICT	80	

Fd-Prog-Depart-Object	Description	Budget	Sub Total
01-2080-201018-550200010	OUT OF DISTRICT TRAVEL	4,500	
01-1030-102050-550900015	OTHER CONF & MTG EXP	3,300	
01-2020-201025-550900015	OTHER CONF & MTG EXP	3,200	
01-1040-103020-550200005	IN DISTRICT TRAVEL	550	
01-2080-201010-550200010	OUT OF DISTRICT TRAVEL	3,000	
01-1040-103010-550100005	MEETING EXPENSE IN-DISTRICT	100	
01-1030-103015-550900015	OTHER CONF & MTG EXP	1,500	
01-1040-103020-550900015	OTHER CONF & MTG EXP	0	
01-1030-102055-550100005	MEETING EXPENSE IN-DISTRICT	1,000	
01-1040-103020-550200010	OUT OF DISTRICT TRAVEL	300	
01-1030-102050-550200010	OUT OF DISTRICT TRAVEL	2,500	
01-1030-102050-550200005	IN DISTRICT TRAVEL	500	
01-1030-102044-550900015	OTHER CONF & MTG EXP	6,600	
01-1030-102044-550200005	IN DISTRICT TRAVEL	2,200	
01-1030-102044-550100005	MEETING EXPENSE IN-DISTRICT	750	
01-1030-102040-550200010	OUT OF DISTRICT TRAVEL	2,500	
01-1030-103015-550100005	MEETING EXPENSE IN-DISTRICT	150	
01-2010-202015-550200010	OUT OF DISTRICT TRAVEL	200	
01-2020-201025-550200010	OUT OF DISTRICT TRAVEL	2,000	
01-2020-201025-550100005	MEETING EXPENSE IN-DISTRICT	1,000	
01-1040-103010-550200010	OUT OF DISTRICT TRAVEL	2,000	
01-2010-202015-550900015	OTHER CONF & MTG EXP	500	
01-1040-103025-550100005	MEETING EXPENSE IN-DISTRICT	250	
01-2010-202015-550100005	MEETING EXPENSE IN-DISTRICT	147	
01-2010-202010-550900015	OTHER CONF & MTG EXP	800	
01-2010-202010-550200010	OUT OF DISTRICT TRAVEL	0	
01-2010-202010-550100005	MEETING EXPENSE IN-DISTRICT	1,000	
01-1040-103040-550900015	OTHER CONF & MTG EXP	485	
01-1040-103040-550100005	MEETING EXPENSE IN-DISTRICT	300	
01-1040-103025-550900015	OTHER CONF & MTG EXP	400	
	TOTAL TRAVEL		517,085

Fd-Prog-Depart-Object	Description	Budget	Sub Total
Fixed Charges			
01-8060-501016-560900200	INTEREST EXPENSE-LEASES	22,000	
01-8060-501016-560900040	NEW COMPUTER LEASES	100,000	
01-8060-501016-560900065	INSURANCE DEDUCTABLES	20,000	
01-8060-501016-560900062	LATE CHARGES -CREDIT CARDS	200	
01-8060-501016-560900060	GENERAL INSURANCE	255,735	
01-8060-501016-560900050	BOND PRINCIPAL	250,000	
01-8060-501016-560900010	EXISTING COMPUTER LEASES	20,000	
01-8060-501016-560600000	LEASE PRINCIPAL RETIREMENTS	865,000	
01-8030-501022-560100200	MCC CONF CTR RENTAL	150	
01-8020-501028-560600000	LEASE PRINCIPAL RETIREMENTS	10,043	
01-1030-102050-560100000	RENTAL - FACILITIES	0	
01-1030-102024-560100000	RENTAL - FACILITIES	10,800	
01-1020-102016-560100200	MCC CONF CTR RENTAL	500	
01-1010-101036-560100200	MCC CONF CTR RENTAL	350	
01-1010-101022-560100000	RENTAL - FACILITIES	700	
01-1010-101016-560100000	RENTAL - FACILITIES	5,000	
01-8060-501016-560900055	INTEREST EXPENSE	11,108	
01-8060-501016-560200000	RENTAL - EQUIPMENT	5,000	
	TOTAL FIXED CHARGES		1,576,586
Utilities			
01-8040-501036-570500000	TELEPHONE	3,060	
01-8080-504030-570500000	TELEPHONE	50,000	
01-8060-501016-570500000	TELEPHONE	20,000	
01-8020-501028-570500000	TELEPHONE	500	
01-1030-102050-570900000	UTILITIES - GENERAL	0	
01-8080-504020-570500000	TELEPHONE	154,220	
	TOTAL UTILITIES		227,780

Fd-Prog-Depart-Object	Description	Budget	Sub Total
Capital Outlay			
01-1030-102055-580600000	EQUIPMENT - INSTRUCTIONAL	5,000	
01-1040-103090-580600000	EQUIPMENT - INSTRUCTIONAL	5,000	
01-8080-504010-580500000	EQUIPMENT - OFFICE	151,030	
01-8060-501016-580900060	BUILDING IMPROVEMENTS	25,000	
01-8060-501016-580500000	EQUIPMENT - OFFICE	25,000	
01-8040-503010-580900000	OTHER CAPITAL OUTLAY	0	
01-8030-501032-580500000	EQUIPMENT - OFFICE	1,500	
01-8020-501010-580600005	REPL EQUIP--INSTRUCTIONAL	1,000	
01-4010-401034-580600000	EQUIPMENT - INSTRUCTIONAL	6,000	
01-2080-201010-580600000	EQUIPMENT - INSTRUCTIONAL	100,000	
01-1020-102016-580600000	EQUIPMENT - INSTRUCTIONAL	25,000	
01-1040-103080-580600000	EQUIPMENT - INSTRUCTIONAL	438,224	
01-1020-102016-580500000	EQUIPMENT - OFFICE	0	
01-1030-102030-580600000	EQUIPMENT - INSTRUCTIONAL	5,000	
01-1030-102030-580900000	OTHER CAPITAL OUTLAY	0	
01-1030-102036-580600000	EQUIPMENT - INSTRUCTIONAL	5,000	
01-1030-102040-580600000	EQUIPMENT - INSTRUCTIONAL	7,500	
01-1030-102050-580600000	EQUIPMENT - INSTRUCTIONAL	7,500	
01-8080-504020-580500000	EQUIPMENT - OFFICE	56,000	
01-1040-103070-580600000	EQUIPMENT - INSTRUCTIONAL	10,000	
01-1010-101068-580600000	EQUIPMENT - INSTRUCTIONAL	5,000	
	TOTAL CAPITAL OUTLAY		878,754

Fd-Prog-Depart-Object	Description	Budget	Sub Total
Other			
01-8090-000000-590400030	DEBT FORGIVENESS	2,500	
01-8060-501016-590900085	REAL ESTATE TAXES	0	
01-8060-501016-590900009	TUITION WAIVERS FIN DISTRESS	5,000	
01-8060-501016-590900015	PARTICIPATION STIPEND	2,500	
01-8060-501016-590900054	PERM ART COLLECTION	14,000	
01-8060-501016-590900070	CORPORATE SPONSORSHIPS	10,000	
01-8060-501016-590900080	TAX ABATEMENTS	1,000	
01-8060-501016-590900090	BANK/CREDIT CRD/HIGHER ONE FEE	225,000	
01-8060-501016-590900200	INDIRECT COSTS ALLOCATION	-10,000	
01-8070-506010-590900070	CORPORATE SPONSORSHIPS	5,000	
01-8090-000000-590400005	FINANCIAL CHARGES/ADJUSTMENTS	5,000	
01-9030-000000-590100320	WAIVER - EXCEPT. TO REFUND POL	125,000	
01-8060-501016-590900008	TUITION WAIVERS CULINARY MGMT	10,000	
01-8090-000000-590400010	FEE LOSS/UNCOLLECTABLE	10,000	
01-2080-201015-590900058	GRADUATION	56,000	
01-1010-101084-590900010	TUITION REFUNDS	7,000	
01-1030-102024-590900010	TUITION REFUNDS	12,000	
01-2080-201010-590900010	TUITION REFUNDS	2,000	
01-8060-501016-590900007	TUITION WAIVERS SENIOR CITIZEN	85,000	
01-2080-201015-590900100	REWARDS AND RECOGNITION	1,000	
01-3060-303030-590900012	PHI THETA KAPPA	500	
01-8030-501022-590900058	GRADUATION	7,500	
01-8040-503010-590900100	REWARDS AND RECOGNITION	50,000	
01-8060-501016-590400025	BAD DEBT EXPENSES	750,000	
01-8060-501016-590900000	OTHER EXPENDITURES	10,000	
01-8060-501016-590900002	TUITION WAIVERS INSTITUTIONAL	120,000	
01-8060-501016-590900004	TUITION WAIVERS STUDENT LIFE	175,000	
01-8010-501012-590900000	OTHER EXPENDITURES	1,000	
01-1030-102044-590200010	SCHOLARSHIPS	0	
TOTAL OTHER			1,682,000
Contingency			
01-8060-501016-600000005	CONTINGENCY INSTITUTION	100,000	
TOTAL CONTINGENCY			100,000
Transfers			
01-8060-501016-710200030	TRANSFER TO FUND	500,000	
01-8060-501016-710200010	TRANSFER TO AUX FUND	1,066,569	
TOTAL TRANSFERS			1,566,569
TOTAL EDUCATION FUND 01			-873,898

Fd-Prog-Depart-Object	Description	Budget	Sub Total
OPERATIONS AND MAINTENANCE FUND 02			
Local Government			
02-0000-000000-410100105	REAL ESTATE TAXES	-2,464,740	
02-0000-000000-410350000	CPPRT	-292,744	
TOTAL LOCAL GOVERNMENT			-2,757,484
State Government			
02-0000-000000-420100100	BASE OPERATING GRANTS	-1,180,330	
TOTAL STATE GOVERNMENT			-1,180,330
Student Tuition and Fees			
02-0000-000000-440100300	TUITION-OUT OF STATE	-4,958	
02-0000-000000-440100200	TUITION-OUT OF DISTRICT	-31,328	
02-0000-000000-440100400	TUITION-INTERNATIONAL STUDENTS	-1,008	
02-0000-000000-440100100	TUITION-IN DISTRICT	-1,741,229	
TOTAL STUDENT TUITION AND FEES			-1,778,523
Investment Revenue			
02-0000-000000-470900006	CHANGE IN FAIR VALUE OF INVEST	-277,812	
02-0000-000000-470900007	INVESTMENT TRANSACTION FEES	5,382	
TOTAL INVESTMENT REVENUE			-272,430
Other Sources			
02-0000-000000-490100100	CAMPUS SAFETY COURT FEES/FINES	-1,000	
02-0000-000000-490900050	OTHER MISC INCOME	-15,000	
TOTAL OTHER SOURCES			-16,000
Salaries			
02-7010-505015-510200200	PT PROF/TECHNICAL STAFF	165,923	
02-7090-505050-510100100	FT ADMINISTRATIVE STAFF	0	
02-7030-505055-510200100	FT PROF/TECH STAFF	127,087	
02-7030-505055-510100100	FT ADMINISTRATIVE STAFF	257,446	
02-7010-505015-510700100	FT MAINTENANCE	97,094	
02-7010-505015-510200100	FT PROF/TECH STAFF	170,124	
02-7030-505035-510600110	FT SERVICE STAFF	102,964	
TOTAL SALARIES			920,638
Employee Benefits			
02-7030-505055-520100100	EMPLOYER GTL MEDICAL VISION	70,842	
02-7010-505015-520900055	SURS COLLEGE INSURANCE ER CONT	2,400	
02-7030-505055-520900055	SURS COLLEGE INSURANCE ER CONT	1,835	
02-7030-505035-520100100	EMPLOYER GTL MEDICAL VISION	40,446	
02-7010-505015-520100100	EMPLOYER GTL MEDICAL VISION	137,378	
02-7030-505035-520900055	SURS COLLEGE INSURANCE ER CONT	772	
TOTAL EMPLOYEE BENEFITS			253,673

Fd-Prog-Depart-Object	Description	Budget	Sub Total
Contractual Services			
02-7020-505070-530900030	REFUSE REMOVAL	0	
02-7020-505030-530900025	SNOW REMOVAL	20,000	
02-7090-505050-530900020	OTHER CONTRACTUAL SERVICES	125,000	
02-7090-505050-530400010	CONTRACT MAINTENANCE SERVICES	5,000	
02-7030-505055-530900020	OTHER CONTRACTUAL SERVICES	86,500	
02-7030-505036-530900020	OTHER CONTRACTUAL SERVICES	50,000	
02-7030-505036-530400010	CONTRACT MAINTENANCE SERVICES	70,000	
02-7030-505035-530900030	REFUSE REMOVAL	35,000	
02-7030-505035-530900025	SNOW REMOVAL	240,000	
02-7030-505035-530900020	OTHER CONTRACTUAL SERVICES	27,500	
02-7030-505035-530400010	CONTRACT MAINTENANCE SERVICES	135,000	
02-7020-505070-530900020	OTHER CONTRACTUAL SERVICES	0	
02-7020-505030-530900030	REFUSE REMOVAL	10,000	
02-7010-505015-530400010	CONTRACT MAINTENANCE SERVICES	250,000	
02-7020-505030-530900020	OTHER CONTRACTUAL SERVICES	5,000	
02-7020-505030-530400010	CONTRACT MAINTENANCE SERVICES	30,000	
02-7020-505025-530900020	OTHER CONTRACTUAL SERVICES	0	
02-7020-505025-530400010	CONTRACT MAINTENANCE SERVICES	1,150,000	
02-7010-505015-530900020	OTHER CONTRACTUAL SERVICES	0	
02-7020-505070-530900025	SNOW REMOVAL	0	
02-7020-505070-530400010	CONTRACT MAINTENANCE SERVICES	0	
	TOTAL CONTRACTUAL SERVICES		2,239,000
Supplies			
02-7090-505050-540900000	OTHER MATERIALS & SUPPLIES	50,000	
02-7030-505055-540100100	OFFICE SUPPLIES	0	
02-7030-505055-540100900	IT TECHNOLOGY SUPPLIES	0	
02-7030-505055-540100905	SUPPLIES MCC STORE	0	
02-7030-505055-540600000	PUBLICATIONS & DUES	500	
02-7030-505055-540900000	OTHER MATERIALS & SUPPLIES	0	
02-7090-505050-540100100	OFFICE SUPPLIES	100,000	
02-7090-505050-540100400	MAINTENANCE SUPPLIES	1,000	
02-7090-505050-540400400	REPAIR MATERIALS & SUPPLIES	125,000	
02-7010-505015-540900000	OTHER MATERIALS & SUPPLIES	10,000	
02-7030-505035-540400400	REPAIR MATERIALS & SUPPLIES	6,000	
02-7090-505050-540200000	PRINTING	1,000	
02-7010-505015-540100100	OFFICE SUPPLIES	2,000	
02-7030-505035-540100100	OFFICE SUPPLIES	0	
02-7020-505025-540100400	MAINTENANCE SUPPLIES	0	
02-7020-505030-540100400	MAINTENANCE SUPPLIES	10,000	
02-7010-505015-540600000	PUBLICATIONS & DUES	1,000	
02-7010-505015-540400400	REPAIR MATERIALS & SUPPLIES	358,000	
02-7010-505015-540400300	POSTAGE	50	
02-7010-505015-540200000	PRINTING	250	
02-7010-505015-540100905	SUPPLIES MCC STORE	150	
02-7010-505015-540100900	IT TECHNOLOGY SUPPLIES	0	
02-7030-505035-540100400	MAINTENANCE SUPPLIES	12,000	
	TOTAL SUPPLIES		676,950

Fd-Prog-Depart-Object	Description	Budget	Sub Total
Travel			
02-7050-505040-550900010	VEHICLE EXPENSE	13,500	
02-7030-505055-550900015	OTHER CONF & MTG EXP	1,200	
02-7030-505055-550200010	OUT OF DISTRICT TRAVEL	1,200	
02-7030-505036-550900010	VEHICLE EXPENSE	0	
02-7030-505035-550900010	VEHICLE EXPENSE	8,000	
02-7010-505015-550900015	OTHER CONF & MTG EXP	400	
02-7010-505015-550200010	OUT OF DISTRICT TRAVEL	1,200	
02-7010-505015-550100005	MEETING EXPENSE IN-DISTRICT	250	
02-7010-505015-550200005	IN DISTRICT TRAVEL	250	
	TOTAL TRAVEL		26,000
Fixed Charges			
02-7030-505035-560200000	RENTAL - EQUIPMENT	7,500	
02-7050-505040-560900005	VEHICLE LEASE	31,500	
02-7010-505015-560200000	RENTAL - EQUIPMENT	12,000	
02-7090-505050-560200000	RENTAL - EQUIPMENT	5,000	
	TOTAL FIXED CHARGES		56,000
Utilities			
02-7060-505045-570400000	WATER/SEWAGE	60,000	
02-7020-505030-570100000	GAS	6,000	
02-7020-505030-570300000	ELECTRICITY	12,000	
02-7020-505030-570400000	WATER/SEWAGE	12,000	
02-7020-505070-570100000	GAS	0	
02-7020-505070-570300000	ELECTRICITY	0	
02-7020-505070-570400000	WATER/SEWAGE	0	
02-7060-505045-570100000	GAS	185,000	
02-7060-505045-570300000	ELECTRICITY	1,000,000	
	TOTAL UTILITIES		1,275,000
Capital Outlay			
02-7090-505050-580900060	BUILDING IMPROVEMENTS	941,404	
02-7090-505050-580900007	ARCHITECTUAL SERVICES	265,000	
02-7090-505050-580700000	EQUIPMENT	15,000	
02-7090-505050-580200000	SITE IMPROVEMENTS	125,000	
02-7050-505040-580700000	EQUIPMENT	35,000	
02-7010-505015-580700000	EQUIPMENT	25,000	
02-7030-505035-580700000	EQUIPMENT	25,000	
	TOTAL CAPITAL OUTLAY		1,431,404
TOTAL OPERATIONS AND MAINTENANCE FUND 02			873,898

Fd-Prog-Depart-Object	Description	Budget	Sub Total
OPERATIONS AND MAINTENANCE RESTRICTED FUN D 03			
State Government			
03-0000-000000-420900000	REVENUE STATE SOURCES - OTHER	-21,459,820	
TOTAL STATE GOVERNMENT			-21,459,820
Student Tuition and Fees			
03-0000-000000-440200030	INFRASTRUCTURE FEE	-81,323	
TOTAL STUDENT TUITION AND FEES			-81,323
Investment Revenue			
03-0000-000000-470900007	INVESTMENT TRANSACTION FEES	11,503	
03-0000-000000-470900005	INTEREST ON INVESTMENTS	0	
03-0000-000000-470900006	CHANGE IN FAIR VALUE OF INVEST	-456,433	
TOTAL INVESTMENT REVENUE			-444,930
Non Governmental Gifts			
03-0000-000000-480900025	FOUNDATION CONTRIBUTIONS	0	
03-0000-000000-480900003	GIFT MCC FOUNDATION	0	
TOTAL NON GOVERNMENTAL GIFTS			0
Other Sources			
03-0000-000000-490900100	PROCEEDS FROM CAPITAL LEASE	-1,000,000	
03-0000-000000-490900110	PROCEEDS FROM LEASES	-1,241,619	
TOTAL OTHER SOURCES			-2,241,619
Contractual Services			
03-6080-501061-530900020	OTHER CONTRACTUAL SERVICES	0	
03-8020-501030-530400010	CONTRACT MAINTENANCE SERVICES	50,485	
03-8020-501030-530900020	OTHER CONTRACTUAL SERVICES	100,000	
03-8060-501060-530900020	OTHER CONTRACTUAL SERVICES	0	
TOTAL CONTRACTUAL SERVICES			150,485
Supplies			
03-8060-501060-540100100	OFFICE SUPPLIES	0	
03-8060-501060-540900000	OTHER MATERIALS & SUPPLIES	0	
03-8060-501060-540400200	COMPUTER SOFTWARE	0	
03-8060-501060-540100200	INSTRUCTIONAL SUPPLIES	0	
03-6080-501061-540400400	REPAIR MATERIALS & SUPPLIES	0	
03-6080-501061-540100900	IT TECHNOLOGY SUPPLIES	0	
03-6080-501061-540100100	OFFICE SUPPLIES	0	
03-8060-501060-540100900	IT TECHNOLOGY SUPPLIES	0	
TOTAL SUPPLIES			0
Fixed Charges			
03-8060-501060-560200000	RENTAL - EQUIPMENT	0	
TOTAL FIXED CHARGES			0

Fd-Prog-Depart-Object	Description	Budget	Sub Total
Capital Outlay			
03-8060-501060-580600000	EQUIPMENT - INSTRUCTIONAL	0	
03-8020-501049-580500000	EQUIPMENT - OFFICE	1,241,619	
03-8060-501070-580400000	BUILDING REMODELING	0	
03-8060-501060-580900000	OTHER CAPITAL OUTLAY	0	
03-8060-501060-580300000	BUILDINGS - NEW	29,670,101	
03-8060-501055-580300000	BUILDINGS - NEW	0	
03-8020-501054-580500000	EQUIPMENT - OFFICE	1,000,000	
03-8020-501030-580900010	SITE IMPROVEMENT	0	
03-8020-501030-580900007	ARCHITECTUAL SERVICES	526,253	
03-8020-501030-580900000	OTHER CAPITAL OUTLAY	17,900,031	
03-6080-501061-580300000	BUILDINGS - NEW	0	
03-8020-501030-580100000	SITE ACQUISTION	500,000	
03-8060-501063-580400000	BUILDING REMODELING	0	
03-6080-501061-580600000	EQUIPMENT - INSTRUCTIONAL	0	
03-8020-501030-580900060	BUILDING IMPROVEMENTS	0	
	TOTAL CAPITAL OUTLAY		50,838,004
Transfers			
03-0000-000000-720200200	TRANSFER - IN	-500,000	
	TOTAL TRANSFERS		-500,000
TOTAL OPERATIONS AND MAINTENANCE RESTRICTED FUND 03			26,260,797
BOND AND INTEREST FUND 04			
Student Tuition and Fees			
04-0000-000000-440200030	INFRASTRUCTURE FEE	-759,011	
	TOTAL STUDENT TUITION AND FEES		-759,011
Fixed Charges			
04-8060-501017-560900050	BOND PRINCIPAL	390,000	
04-8060-501017-560900055	INTEREST EXPENSE	234,600	
	TOTAL FIXED CHARGES		624,600
TOTAL BOND AND INTEREST FUND 04			-134,411

Fd-Prog-Depart-Object	Description	Budget	Sub Total
AUXILIARY FUND 05			
Student Tuition and Fees			
05-0000-000000-440100400	TUITION-INTERNATIONAL STUDENTS	-485	
05-0000-000000-440200200	APPLICATION FEE	-30,000	
05-0000-000000-440100300	TUITION-OUT OF STATE	-2,385	
05-0000-000000-440100120	ONLINE-TUITION & FEES	-670	
05-0000-000000-440100100	TUITION-IN DISTRICT	-837,714	
05-0000-000000-440100200	TUITION-OUT OF DISTRICT	-15,072	
	TOTAL STUDENT TUITION AND FEES		-886,326
Sales and Service Fees			
05-0000-601010-450900005	CONFERENCES & RENTAL INCOME	-75,000	
05-0000-603010-450100015	CATERING - INTERNAL	-80,000	
05-0000-603010-450100020	CATERING - CLC	-1,000	
05-0000-603010-450100025	VENDING RECEIPT-OUTSIDE VENDOR	-40,000	
05-0000-603010-450100026	VENDING RECEIPTS-INTERNAL	-3,500	
05-0000-603010-450100030	CAFETERIA REBATES	-2,500	
05-0000-604020-450400012	TRAFFIC SAFETY SCHOOL	-425,000	
05-0000-604025-450400010	PARENTING CLASSES	-80,000	
05-0000-609030-450400016	CONTRACT TRAINING	-151,000	
05-0000-604030-450400060	CENTER FOR AGRARIAN LEARNING	-5,000	
05-0000-605010-450300005	INTRAMURALS	0	
05-0000-605010-450300010	SPORTS CAMPS	0	
05-0000-609020-450900016	FLORAL SHOP SALES	0	
05-0000-609025-450400018	CORPORATE CENTER OPEN ENROLLME	-185,000	
05-0000-609025-450400025	CE DISCOUNT	3,500	
05-0000-603010-450100010	CATERING - EXTERNAL	-25,000	
05-0000-609032-450900009	WORKFORCE PROGRAM REVENUE	-475,000	
05-0000-401024-450400024	CE TUITION	-115,000	
05-0000-602010-450200005	SALES-GIFTS	-17,500	
05-0000-603010-450100005	CAFETERIA RECEIPTS	-500,000	
05-0000-000000-450400024	CE TUITION	-4,000	
05-0000-501033-450500100	CULINARY FOOD SALES	-15,000	
05-0000-501033-450900100	CULINARY & OTHER MISC.	0	
05-0000-601005-450400014	UNIVERSITY CENTER	-352,323	
05-0000-601010-450400070	PLANETARIUM EVENTS REVENUE	-13,000	
05-0000-602010-450200035	BOOK BUYBACK COMMISSIONS	-40	
05-0000-602010-450200010	SALES-SOFTWARE	-750	
05-0000-602010-450200015	SALES-BOOKS	-720,000	
05-0000-602010-450200020	SALES-SUPPLIES	-57,500	
05-0000-602010-450200025	SALES-CLOTHING	-55,000	
05-0000-602010-450200055	FIN AID BKSTR SALES	-2,000	
05-0000-602010-450200030	DISCOUNTS EARNED	-2,500	
05-0000-601015-450900020	CHILD CARE FEES	110,000	
	TOTAL SALES AND SERVICE FEES		-3,289,113
Facilities Revenue			
05-0000-601010-460900200	MCC CONF. CTR RENTAL	-500	
05-0000-601010-460900100	SHAH CENTER RENTALS	-25,000	
	TOTAL FACILITIES REVENUE		-25,500

Fd-Prog-Depart-Object	Description	Budget	Sub Total
Other Sources			
05-0000-404015-490900026	CTR NON-PROFIT LDRSHIP REVENUE	-9,500	
TOTAL OTHER SOURCES			-9,500
Salaries			
05-6090-601015-510600200	PT CLERICAL STAFF	24,636	
05-6080-601005-510100100	FT ADMINISTRATIVE STAFF	192,288	
05-6080-601010-510100100	FT ADMINISTRATIVE STAFF	0	
05-6080-601010-510200100	FT PROF/TECH STAFF	256,787	
05-6080-601010-510600200	PT CLERICAL STAFF	35,782	
05-6090-601015-510200100	FT PROF/TECH STAFF	51,825	
05-6090-601015-510200200	PT PROF/TECHNICAL STAFF	56,659	
05-6090-601015-510300420	NON-INSTRUCTIONAL OVERLOAD	25,600	
05-6080-601005-510200100	FT PROF/TECH STAFF	0	
05-6090-609022-510100100	FT ADMINISTRATIVE STAFF	219,512	
05-6090-609022-510200100	FT PROF/TECH STAFF	68,671	
05-6090-609022-510600100	FT CLERICAL STAFF	56,367	
05-6090-609025-510200100	FT PROF/TECH STAFF	87,453	
05-6090-609030-510300110	FT STIPENDS FALL SPRING SUMMER	0	
05-6090-609030-510600200	PT CLERICAL STAFF	31,092	
05-6090-609032-510200100	FT PROF/TECH STAFF	76,047	
05-6090-609032-510300110	FT STIPENDS FALL SPRING SUMMER	0	
05-6090-609032-510300215	PT STIPENDS FALL SPRG SUM	38,246	
05-6040-605010-510200100	FT PROF/TECH STAFF	152,809	
05-6090-609032-510300205	PT INSTRUCTIONAL OTHER	0	
05-4010-401024-510300215	PT STIPENDS FALL SPRG SUM	3,824	
05-6040-605010-510600220	PT SERVICE STAFF	7,152	
05-4000-604020-510600200	PT CLERICAL STAFF	36,796	
05-4000-604025-510200100	FT PROF/TECH STAFF	52,960	
05-4010-401024-510200100	FT PROF/TECH STAFF	0	
05-4010-401024-510600100	FT CLERICAL STAFF	138,854	
05-4010-604030-510300215	PT STIPENDS FALL SPRG SUM	0	
05-4010-604030-510600220	PT SERVICE STAFF	69,585	
05-6010-603010-510100100	FT ADMINISTRATIVE STAFF	89,302	
05-6010-603010-510200100	FT PROF/TECH STAFF	60,223	
05-6040-605010-510100100	FT ADMINISTRATIVE STAFF	109,590	
05-4010-401024-510100100	FT ADMINISTRATIVE STAFF	108,638	
05-6010-603010-510600110	FT SERVICE STAFF	79,160	
05-6040-605010-510300215	PT STIPENDS FALL SPRG SUM	119,921	
05-6040-605010-510300110	FT STIPENDS FALL SPRING SUMMER	14,479	
05-6020-602010-510600100	FT CLERICAL STAFF	0	
05-6020-602010-510200200	PT PROF/TECHNICAL STAFF	34,358	
05-6020-602010-510200100	FT PROF/TECH STAFF	121,557	
05-6020-602010-510100100	FT ADMINISTRATIVE STAFF	76,386	
05-6010-603010-510600220	PT SERVICE STAFF	201,977	
TOTAL SALARIES			2,698,536

Fd-Prog-Depart-Object	Description	Budget	Sub Total
Employee Benefits			
05-6080-601010-520900055	SURS COLLEGE INSURANCE ER CONT	1,134	
05-6090-609025-520100100	EMPLOYER GTL MEDICAL VISION	29,311	
05-6090-601015-520900055	SURS COLLEGE INSURANCE ER CONT	999	
05-6090-609022-520100100	EMPLOYER GTL MEDICAL VISION	34,623	
05-6090-609022-520900055	SURS COLLEGE INSURANCE ER CONT	2,584	
05-6090-601015-520100100	EMPLOYER GTL MEDICAL VISION	90	
05-6090-609025-520900055	SURS COLLEGE INSURANCE ER CONT	656	
05-6090-609030-520100100	EMPLOYER GTL MEDICAL VISION	0	
05-6090-609030-520900055	SURS COLLEGE INSURANCE ER CONT	233	
05-6090-609032-520900055	SURS COLLEGE INSURANCE ER CONT	857	
05-6080-601010-520100100	EMPLOYER GTL MEDICAL VISION	81,759	
05-6010-603010-520900055	SURS COLLEGE INSURANCE ER CONT	3,230	
05-6090-609032-520100100	EMPLOYER GTL MEDICAL VISION	11,135	
05-4010-401024-520100100	EMPLOYER GTL MEDICAL VISION	61,704	
05-4000-604020-520900055	SURS COLLEGE INSURANCE ER CONT	276	
05-6020-602010-520900055	SURS COLLEGE INSURANCE ER CONT	1,742	
05-4000-604025-520900055	SURS COLLEGE INSURANCE ER CONT	397	
05-6080-601005-520900055	SURS COLLEGE INSURANCE ER CONT	1,442	
05-4010-401024-520900055	SURS COLLEGE INSURANCE ER CONT	1,885	
05-4010-604030-520100100	EMPLOYER GTL MEDICAL VISION	90	
05-6020-602010-520100100	EMPLOYER GTL MEDICAL VISION	40,606	
05-6040-605010-520100100	EMPLOYER GTL MEDICAL VISION	50,675	
05-6040-605010-520900055	SURS COLLEGE INSURANCE ER CONT	3,060	
05-6080-601005-520100100	EMPLOYER GTL MEDICAL VISION	38,987	
05-6010-603010-520100100	EMPLOYER GTL MEDICAL VISION	11,315	
05-4000-604025-520100100	EMPLOYER GTL MEDICAL VISION	11,255	
	TOTAL EMPLOYEE BENEFITS		390,045

Fd-Prog-Depart-Object	Description	Budget	Sub Total
Contractual Services			
05-6090-609032-530900020	OTHER CONTRACTUAL SERVICES	80,000	
05-6080-601005-530900020	OTHER CONTRACTUAL SERVICES	0	
05-6080-601010-530900020	OTHER CONTRACTUAL SERVICES	17,500	
05-6090-601015-530400010	CONTRACT MAINTENANCE SERVICES	1,250	
05-6090-601015-530600000	OFFICE SERVICES	1,500	
05-6090-601015-530900020	OTHER CONTRACTUAL SERVICES	1,300	
05-6090-609030-530900020	OTHER CONTRACTUAL SERVICES	52,500	
05-6080-601005-530400010	CONTRACT MAINTENANCE SERVICES	0	
05-6010-603010-530400010	CONTRACT MAINTENANCE SERVICES	3,000	
05-6090-609025-530900020	OTHER CONTRACTUAL SERVICES	64,750	
05-4000-604025-530900020	OTHER CONTRACTUAL SERVICES	5,000	
05-6040-605010-530900020	OTHER CONTRACTUAL SERVICES	166,000	
05-6020-602010-530400010	CONTRACT MAINTENANCE SERVICES	50,000	
05-4000-604020-530900020	OTHER CONTRACTUAL SERVICES	15,000	
05-4010-401024-530900020	OTHER CONTRACTUAL SERVICES	54,000	
05-4010-604030-530900020	OTHER CONTRACTUAL SERVICES	1,500	
05-4040-404015-530900020	OTHER CONTRACTUAL SERVICES	4,000	
05-6010-603010-530900020	OTHER CONTRACTUAL SERVICES	30,000	
05-6020-602010-530900020	OTHER CONTRACTUAL SERVICES	10,500	
05-3060-303048-530900020	OTHER CONTRACTUAL SERVICES	1,000	
	TOTAL CONTRACTUAL SERVICES		558,800

Fd-Prog-Depart-Object	Description	Budget	Sub Total
Supplies			
05-6080-601010-540900000	OTHER MATERIALS & SUPPLIES	3,500	
05-6080-601005-540200000	PRINTING	4,500	
05-6080-601010-540100100	OFFICE SUPPLIES	2,000	
05-6090-601015-540100100	OFFICE SUPPLIES	2,000	
05-6080-601010-540800005	FOOD PURCHASES	8,000	
05-6080-601010-540600000	PUBLICATIONS & DUES	1,500	
05-6080-601010-540400300	POSTAGE	500	
05-6080-601010-540200000	PRINTING	1,000	
05-6080-601010-540100905	SUPPLIES MCC STORE	150	
05-6080-601005-540900000	OTHER MATERIALS & SUPPLIES	0	
05-6080-601005-540700000	ADVERTISING	25,000	
05-6090-601015-540100200	INSTRUCTIONAL SUPPLIES	2,500	
05-6080-601005-540400300	POSTAGE	500	
05-6090-609022-540100100	OFFICE SUPPLIES	600	
05-6080-601005-540100905	SUPPLIES MCC STORE	1,250	
05-6080-601005-540100100	OFFICE SUPPLIES	2,000	
05-6040-605010-540900000	OTHER MATERIALS & SUPPLIES	4,000	
05-6040-605010-540800005	FOOD PURCHASES	200	
05-6040-605010-540600000	PUBLICATIONS & DUES	16,000	
05-6080-601005-540600000	PUBLICATIONS & DUES	1,200	
05-6090-609025-540600000	PUBLICATIONS & DUES	0	
05-6040-605010-540400300	POSTAGE	0	
05-4010-604030-540600000	PUBLICATIONS & DUES	600	
05-6090-609032-540600000	PUBLICATIONS & DUES	1,000	
05-6090-609032-540100905	SUPPLIES MCC STORE	22,000	
05-6090-609032-540100200	INSTRUCTIONAL SUPPLIES	28,250	
05-6090-609032-540100100	OFFICE SUPPLIES	0	
05-6090-609030-540900000	OTHER MATERIALS & SUPPLIES	15,000	
05-6090-601015-540600000	PUBLICATIONS & DUES	200	
05-6090-609025-540900000	OTHER MATERIALS & SUPPLIES	18,100	
05-6090-601015-540100905	SUPPLIES MCC STORE	100	
05-6090-609025-540400300	POSTAGE	0	
05-6090-609025-540100905	SUPPLIES MCC STORE	12,000	
05-6090-609022-540900000	OTHER MATERIALS & SUPPLIES	600	
05-6090-609022-540800005	FOOD PURCHASES	5,500	
05-6090-609022-540600000	PUBLICATIONS & DUES	5,500	
05-6090-601015-540800005	FOOD PURCHASES	15,000	
05-6090-601015-540400200	COMPUTER SOFTWARE	2,700	
05-6090-601015-540200000	PRINTING	200	
05-6090-609030-540800005	FOOD PURCHASES	500	
05-4010-604030-540100100	OFFICE SUPPLIES	500	
05-6010-501033-540100200	INSTRUCTIONAL SUPPLIES	500	
05-4040-404015-540800005	FOOD PURCHASES	1,750	
05-4040-404015-540200000	PRINTING	3,000	
05-6040-605010-540100905	SUPPLIES MCC STORE	500	
05-4010-604030-540700000	ADVERTISING	7,500	
05-4010-604030-540900000	OTHER MATERIALS & SUPPLIES	7,000	
05-4010-604030-540400300	POSTAGE	150	

Fd-Prog-Depart-Object	Description	Budget	Sub Total
05-6010-501033-540200000	PRINTING	100	
05-4010-604030-540100200	INSTRUCTIONAL SUPPLIES	1,200	
05-4040-404015-540100100	OFFICE SUPPLIES	500	
05-4010-401024-540900000	OTHER MATERIALS & SUPPLIES	700	
05-4010-401024-540100905	SUPPLIES MCC STORE	50	
05-4000-604025-540100200	INSTRUCTIONAL SUPPLIES	0	
05-4000-604020-540900000	OTHER MATERIALS & SUPPLIES	75,000	
05-4000-604020-540600000	PUBLICATIONS & DUES	800	
05-3060-303048-540600000	PUBLICATIONS & DUES	100	
05-3060-303048-540400200	COMPUTER SOFTWARE	200	
05-3060-303048-540100100	OFFICE SUPPLIES	100	
05-4010-604030-540200000	PRINTING	2,500	
05-6020-602010-540800015	CLOTHING PURCHASES	48,000	
05-6040-605010-540100100	OFFICE SUPPLIES	57,000	
05-6020-602010-540800030	SOFTWARE PURCHASES	500	
05-6020-602010-540800025	GIFT PURCHASES	17,500	
05-6020-602010-540800020	BKSTR-FREIGHT & SHIPPING	16,500	
05-6010-501033-540800005	FOOD PURCHASES	14,000	
05-6020-602010-540800010	SUPPLY PURCHASES	32,500	
05-6020-602010-540700010	PROMOTIONAL EXPENSE	6,000	
05-6020-602010-540600000	PUBLICATIONS & DUES	2,500	
05-6020-602010-540400300	POSTAGE	50	
05-6020-602010-540100905	SUPPLIES MCC STORE	500	
05-6020-602010-540100235	SUPPLIES - GENERAL	1,500	
05-6020-602010-540100100	OFFICE SUPPLIES	1,500	
05-6010-603010-540900000	OTHER MATERIALS & SUPPLIES	40,000	
05-6010-603010-540800005	FOOD PURCHASES	275,000	
05-6010-603010-540600000	PUBLICATIONS & DUES	500	
05-6010-603010-540400200	COMPUTER SOFTWARE	550	
05-6020-602010-540200000	PRINTING	15,000	
05-6020-602010-540800021	BOOK PURCHASES	650,000	
05-6010-603010-540100100	OFFICE SUPPLIES	800	
	TOTAL SUPPLIES		1,485,700

Fd-Prog-Depart-Object	Description	Budget	Sub Total
Travel			
05-6090-609032-550200005	IN DISTRICT TRAVEL	250	
05-6080-601005-550100005	MEETING EXPENSE IN-DISTRICT	10,500	
05-6080-601005-550200005	IN DISTRICT TRAVEL	1,500	
05-6080-601005-550200010	OUT OF DISTRICT TRAVEL	1,500	
05-6080-601010-550200010	OUT OF DISTRICT TRAVEL	2,000	
05-6090-609022-550100005	MEETING EXPENSE IN-DISTRICT	500	
05-6090-609022-550900015	OTHER CONF & MTG EXP	1,000	
05-6090-609025-550200005	IN DISTRICT TRAVEL	0	
05-6090-609030-550200005	IN DISTRICT TRAVEL	500	
05-6040-605010-550900015	OTHER CONF & MTG EXP	7,500	
05-6080-601010-550100005	MEETING EXPENSE IN-DISTRICT	2,500	
05-6090-609025-550900015	OTHER CONF & MTG EXP	0	
05-4010-604030-550900015	OTHER CONF & MTG EXP	2,200	
05-4000-604020-550200005	IN DISTRICT TRAVEL	25	
05-4000-604025-550100005	MEETING EXPENSE IN-DISTRICT	0	
05-4010-604030-550100005	MEETING EXPENSE IN-DISTRICT	750	
05-6080-601010-550900015	OTHER CONF & MTG EXP	5,000	
05-4010-604030-550200010	OUT OF DISTRICT TRAVEL	1,500	
05-4040-404015-550100005	MEETING EXPENSE IN-DISTRICT	150	
05-6010-603010-550900015	OTHER CONF & MTG EXP	200	
05-6040-605010-550400000	RECRUITMENT	2,000	
05-6020-602010-550200010	OUT OF DISTRICT TRAVEL	2,500	
05-6020-602010-550900015	OTHER CONF & MTG EXP	500	
05-6040-605010-550100005	MEETING EXPENSE IN-DISTRICT	3,000	
05-6040-605010-550200010	OUT OF DISTRICT TRAVEL	67,000	
05-4010-604030-550200005	IN DISTRICT TRAVEL	500	
	TOTAL TRAVEL		113,075
Fixed Charges			
05-4010-604030-560100000	RENTAL - FACILITIES	1,800	
05-4010-604030-560100200	MCC CONF CTR RENTAL	400	
05-6040-605010-560100000	RENTAL - FACILITIES	12,000	
05-6080-601010-560200000	RENTAL - EQUIPMENT	2,000	
	TOTAL FIXED CHARGES		16,200
Utilities			
05-6080-601005-570100000	GAS	500	
05-6080-601005-570300000	ELECTRICITY	3,500	
05-6080-601005-570400000	WATER/SEWAGE	0	
	TOTAL UTILITIES		4,000
Other			
05-4000-604020-590900010	TUITION REFUNDS	10,000	
05-6010-603010-590400010	FEE LOSS/UNCOLLECTABLE	20	
05-6020-602010-590400010	FEE LOSS/UNCOLLECTABLE	500	
05-6020-602010-590400200	DEPT. CHARGE-BACK	100	
	TOTAL OTHER		10,620
Transfers			
05-0000-000000-720200005	TRANSFERS	-1,066,569	
	TOTAL TRANSFERS		-1,066,569

Fd-Prog-Depart-Object	Description	Budget	Sub Total
TOTAL AUXILIARY FUND 05			-32

Fd-Prog-Depart-Object	Description	Budget	Sub Total
RESTRICTED PURPOSES FUND 06			
Local Government			
06-0000-000000-419999999			
TOTAL LOCAL GOVERNMENT			
State Government			
06-0000-904201-420400000	DEPT OF COMMERCE ECONOMIC OPP	0	
06-0000-904181-420109900	OTHER ICCB GRANTS	-96,833	
06-0000-904182-420100900	ICCB SPECIAL INITIATIVE GRANTS	0	
06-0000-904188-420100900	ICCB SPECIAL INITIATIVE GRANTS	0	
06-0000-904190-420100900	ICCB SPECIAL INITIATIVE GRANTS	-133,172	
06-0000-904191-420900000	REVENUE STATE SOURCES - OTHER	0	
06-0000-904192-420900000	REVENUE STATE SOURCES - OTHER	0	
06-0000-904195-420100900	ICCB SPECIAL INITIATIVE GRANTS	0	
06-0000-904199-420700200	ISAC PASS THROUGH REVENUE	0	
06-0000-904075-420900000	REVENUE STATE SOURCES - OTHER	0	
06-0000-904141-420100900	ICCB SPECIAL INITIATIVE GRANTS	0	
06-0000-904198-420900027	IL GREEN ECONOMY NETWORK	-47,946	
06-0000-902010-420900030	ILL COOPERATIVE WORK STUDY REV	-44,500	
06-0000-904179-420900000	REVENUE STATE SOURCES - OTHER	-56,012	
06-0000-901018-420100010	ENGLISH LITERACY/CIVICS	-19,000	
06-0000-902011-420900030	ILL COOPERATIVE WORK STUDY REV	0	
06-0000-902014-420101900	ADULT EDUCATION - STATE BASIC	-292,830	
06-0000-902016-420900040	COMMUNITY LITERACY	-81,722	
06-0000-902024-420900065	MAP GRANT	-600,000	
06-0000-902033-420900027	IL GREEN ECONOMY NETWORK	-15,000	
06-0000-902034-420900027	IL GREEN ECONOMY NETWORK	-24,000	
06-0000-902040-420102100	ADULT EDUCATION - PERFORMANCE	-142,493	
06-0000-000000-420102200	SV35 MIA/ POW DEP	0	
06-0000-902060-420900000	REVENUE STATE SOURCES - OTHER	0	
06-0000-902027-420700100	ECACE-EARLY CHILDHOOD ACCESS	0	
TOTAL STATE GOVERNMENT			-1,553,508

Fd-Prog-Depart-Object	Description	Budget	Sub Total
Federal Government			
06-0000-904177-430100100	US DEPT OF ED DIRECT REVENUE	-144,195	
06-0000-904147-430100100	US DEPT OF ED DIRECT REVENUE	-53,071	
06-0000-904169-430900200	OTHER FED GRANT PASS-THROUGH	0	
06-0000-904170-430900200	OTHER FED GRANT PASS-THROUGH	0	
06-0000-904171-430900200	OTHER FED GRANT PASS-THROUGH	-100,000	
06-0000-904174-430300200	DEPT OF HEALTH&HUMAN PASS THRU	0	
06-0000-904197-430100100	US DEPT OF ED DIRECT REVENUE	-859,421	
06-0000-904176-430900200	OTHER FED GRANT PASS-THROUGH	0	
06-0000-904178-430100100	US DEPT OF ED DIRECT REVENUE	-335,988	
06-0000-904136-430200210	DOL PASS THROUGH REVENUE	-31,500	
06-0000-901022-430100005	SBDC GRANT REVENUE FEDERAL	-99,602	
06-0000-904175-430900200	OTHER FED GRANT PASS-THROUGH	0	
06-0000-302032-430100035	WSF REVENUE FROM DOE	-103,610	
06-0000-000000-430100070	FMTA MILITARY TUITION ASSIST.	0	
06-0000-302030-430100045	PELL	-6,007,260	
06-0000-902030-430900005	SBDC PROGRAM REVENUE	-6,000	
06-0000-302030-430100055	SEOG	-136,030	
06-0000-904134-430100100	US DEPT OF ED DIRECT REVENUE	0	
06-0000-901016-430100015	FEDERAL BASIC ADULT EDUCATION	-152,019	
06-0000-901020-430900025	GI BILL STUDENT GRANTS	-160,000	
06-0000-901026-430100010	PERKINS IV POSTSECONDARY BASIC	0	
06-0000-904060-430900060	IRS DEPT OF TREASURY REVENUE	0	
06-0000-904126-430900201	NATIONAL SCIENCE FOUNDATION RV	0	
06-0000-302030-430100053	FED FINANCIAL AID FEES REVENUE	-8,000	
	TOTAL FEDERAL GOVERNMENT		-8,196,696
Non Governmental Gifts			
06-0000-904185-480900000	NON GOVERNMENTAL GIFT OTHER	-100,000	
06-0000-904183-480900000	NON GOVERNMENTAL GIFT OTHER	-100,000	
06-0000-904186-480900000	NON GOVERNMENTAL GIFT OTHER	-21,300	
06-0000-904196-480900000	NON GOVERNMENTAL GIFT OTHER	0	
06-0000-904184-480900000	NON GOVERNMENTAL GIFT OTHER	-100,000	
06-0000-904140-480900000	NON GOVERNMENTAL GIFT OTHER	-132,548	
06-0000-904130-480900000	NON GOVERNMENTAL GIFT OTHER	-1,361	
06-0000-904127-480900000	NON GOVERNMENTAL GIFT OTHER	0	
06-0000-904120-480900000	NON GOVERNMENTAL GIFT OTHER	-4,000	
06-0000-903018-480900015	MARCHI ENDOWMENT REVENUE	0	
06-0000-904178-480900000	NON GOVERNMENTAL GIFT OTHER	0	
06-0000-904189-480900000	NON GOVERNMENTAL GIFT OTHER	0	
	TOTAL NON GOVERNMENTAL GIFTS		-459,209
Other Sources			
06-0000-900000-490900001	OTHER GRANT REVENUE	0	
	TOTAL OTHER SOURCES		0

Fd-Prog-Depart-Object	Description	Budget	Sub Total
Salaries			
06-3020-901022-510600200	PT CLERICAL STAFF	0	
06-3080-904126-510300420	NON-INSTRUCTIONAL OVERLOAD	0	
06-3030-904181-510200100	FT PROF/TECH STAFF	79,801	
06-3030-904181-510100100	FT ADMINISTRATIVE STAFF	0	
06-3020-904178-510600200	PT CLERICAL STAFF	27,262	
06-3020-904178-510300215	PT STIPENDS FALL SPRG SUM	39,257	
06-3020-904178-510200100	FT PROF/TECH STAFF	56,361	
06-3020-904110-510300215	PT STIPENDS FALL SPRG SUM	0	
06-4010-904120-510300110	FT STIPENDS FALL SPRING SUMMER	0	
06-3020-901022-510100100	FT ADMINISTRATIVE STAFF	79,286	
06-3020-904178-510100100	FT ADMINISTRATIVE STAFF	86,994	
06-3080-904147-510200200	PT PROF/TECHNICAL STAFF	51,825	
06-3080-904147-510300110	FT STIPENDS FALL SPRING SUMMER	0	
06-2080-904190-510200100	FT PROF/TECH STAFF	0	
06-3080-904147-510300420	NON-INSTRUCTIONAL OVERLOAD	0	
06-3040-901026-510200100	FT PROF/TECH STAFF	0	
06-4010-904120-510300215	PT STIPENDS FALL SPRG SUM	3,969	
06-4010-904185-510100100	FT ADMINISTRATIVE STAFF	100,000	
06-4030-902033-510100100	FT ADMINISTRATIVE STAFF	10,000	
06-4040-904060-510100100	FT ADMINISTRATIVE STAFF	0	
06-4040-904060-510200100	FT PROF/TECH STAFF	0	
06-9010-904134-510300100	FT TEACHING FACULTY	0	
06-9010-904134-510300420	NON-INSTRUCTIONAL OVERLOAD	0	
06-9030-302032-510800005	FEDERAL STUDENT EMPLOYEE	103,610	
06-3080-904147-510300215	PT STIPENDS FALL SPRG SUM	0	
06-1030-904198-510300110	FT STIPENDS FALL SPRING SUMMER	4,500	
06-3080-904147-510100100	FT ADMINISTRATIVE STAFF	0	
06-2080-904177-510300215	PT STIPENDS FALL SPRG SUM	0	
06-1010-904183-510100100	FT ADMINISTRATIVE STAFF	100,000	
06-1030-904174-510200100	FT PROF/TECH STAFF	0	
06-1030-904174-510300215	PT STIPENDS FALL SPRG SUM	0	
06-1030-904188-510300110	FT STIPENDS FALL SPRING SUMMER	0	
06-1040-904179-510200100	FT PROF/TECH STAFF	55,595	
06-1040-904179-510200200	PT PROF/TECHNICAL STAFF	0	
06-1040-904179-510300110	FT STIPENDS FALL SPRING SUMMER	0	
06-1040-904179-510300215	PT STIPENDS FALL SPRG SUM	0	
06-1060-901016-510200100	FT PROF/TECH STAFF	0	
06-1060-901016-510300205	PT INSTRUCTIONAL OTHER	150,887	
06-2080-904140-510100100	FT ADMINISTRATIVE STAFF	91,749	
06-2080-904177-510300110	FT STIPENDS FALL SPRING SUMMER	0	
06-1030-904184-510100100	FT ADMINISTRATIVE STAFF	100,000	
06-1060-901018-510300205	PT INSTRUCTIONAL OTHER	18,854	
06-2080-904141-510300215	PT STIPENDS FALL SPRG SUM	0	
06-2080-904141-510200100	FT PROF/TECH STAFF	0	
06-2080-904177-510200100	FT PROF/TECH STAFF	113,494	
06-1060-902040-510600200	PT CLERICAL STAFF	62,625	
06-1060-902040-510200100	FT PROF/TECH STAFF	67,755	
06-1060-902016-510200200	PT PROF/TECHNICAL STAFF	70,062	

Fd-Prog-Depart-Object	Description	Budget	Sub Total
06-1060-902016-510200100	FT PROF/TECH STAFF	0	
06-1060-902014-510600200	PT CLERICAL STAFF	0	
06-1060-902014-510300205	PT INSTRUCTIONAL OTHER	156,891	
06-1060-902014-510200100	FT PROF/TECH STAFF	125,130	
	TOTAL SALARIES		1,755,907

Fd-Prog-Depart-Object	Description	Budget	Sub Total
Employee Benefits			
06-3030-904181-520100100	EMPLOYER GTL MEDICAL VISION	16,433	
06-3020-901022-520100100	EMPLOYER GTL MEDICAL VISION	19,031	
06-3020-904178-520900055	SURS COLLEGE INSURANCE ER CONT	1,573	
06-3020-904178-520100100	EMPLOYER GTL MEDICAL VISION	34,273	
06-3020-901022-520900060	SURS FEDERAL GRANT OBLIGATION	0	
06-3020-901022-520900055	SURS COLLEGE INSURANCE ER CONT	595	
06-3020-904178-520900060	SURS FEDERAL GRANT OBLIGATION	0	
06-2080-904190-520900060	SURS FEDERAL GRANT OBLIGATION	0	
06-2080-904190-520900055	SURS COLLEGE INSURANCE ER CONT	0	
06-2080-904190-520100100	EMPLOYER GTL MEDICAL VISION	0	
06-2080-904177-520900060	SURS FEDERAL GRANT OBLIGATION	0	
06-2080-904177-520100100	EMPLOYER GTL MEDICAL VISION	29,850	
06-3030-904181-520900055	SURS COLLEGE INSURANCE ER CONT	599	
06-9010-904134-520900055	SURS COLLEGE INSURANCE ER CONT	0	
06-9010-904134-520900060	SURS FEDERAL GRANT OBLIGATION	0	
06-3030-904181-520900060	SURS FEDERAL GRANT OBLIGATION	0	
06-3040-901026-520100100	EMPLOYER GTL MEDICAL VISION	0	
06-3040-901026-520900055	SURS COLLEGE INSURANCE ER CONT	0	
06-3040-901026-520900060	SURS FEDERAL GRANT OBLIGATION	0	
06-3080-904147-520100100	EMPLOYER GTL MEDICAL VISION	90	
06-3080-904147-520900055	SURS COLLEGE INSURANCE ER CONT	1,156	
06-3080-904147-520900060	SURS FEDERAL GRANT OBLIGATION	0	
06-4010-904120-520100100	EMPLOYER GTL MEDICAL VISION	0	
06-4010-904120-520900055	SURS COLLEGE INSURANCE ER CONT	31	
06-4010-904120-520900060	SURS FEDERAL GRANT OBLIGATION	0	
06-4040-904060-520100100	EMPLOYER GTL MEDICAL VISION	0	
06-4040-904060-520900055	SURS COLLEGE INSURANCE ER CONT	0	
06-9010-904134-520100100	EMPLOYER GTL MEDICAL VISION	0	
06-2080-904141-520900060	SURS FEDERAL GRANT OBLIGATION	0	
06-4040-904060-520900060	SURS FEDERAL GRANT OBLIGATION	0	
06-1030-904188-520900055	SURS COLLEGE INSURANCE ER CONT	0	
06-2080-904177-520900055	SURS COLLEGE INSURANCE ER CONT	851	
06-2080-904141-520900055	SURS COLLEGE INSURANCE ER CONT	0	
06-1010-904183-520100100	EMPLOYER GTL MEDICAL VISION	0	
06-1010-904183-520900055	SURS COLLEGE INSURANCE ER CONT	0	
06-1010-904183-520900060	SURS FEDERAL GRANT OBLIGATION	0	
06-1030-904174-520100100	EMPLOYER GTL MEDICAL VISION	0	
06-1030-904188-520100100	EMPLOYER GTL MEDICAL VISION	0	
06-1030-904188-520900060	SURS FEDERAL GRANT OBLIGATION	0	
06-1040-904179-520100100	EMPLOYER GTL MEDICAL VISION	0	
06-1040-904179-520900055	SURS COLLEGE INSURANCE ER CONT	417	
06-1040-904179-520900060	SURS FEDERAL GRANT OBLIGATION	0	
06-1060-901016-520100100	EMPLOYER GTL MEDICAL VISION	0	
06-1060-901016-520900055	SURS COLLEGE INSURANCE ER CONT	1,132	
06-1060-901016-520900060	SURS FEDERAL GRANT OBLIGATION	0	
06-2080-904140-520900060	SURS FEDERAL GRANT OBLIGATION	0	
06-1030-904174-520900055	SURS COLLEGE INSURANCE ER CONT	0	
06-2080-904141-520100100	EMPLOYER GTL MEDICAL VISION	0	

Fd-Prog-Depart-Object	Description	Budget	Sub Total
06-1060-901018-520900055	SURS COLLEGE INSURANCE ER CONT	146	
06-2080-904140-520900055	SURS COLLEGE INSURANCE ER CONT	1,438	
06-2080-904140-520100100	EMPLOYER GTL MEDICAL VISION	34,361	
06-1060-902040-520900060	SURS FEDERAL GRANT OBLIGATION	0	
06-1060-902040-520900055	SURS COLLEGE INSURANCE ER CONT	978	
06-1060-902040-520100100	EMPLOYER GTL MEDICAL VISION	11,135	
06-1060-902016-520900060	SURS FEDERAL GRANT OBLIGATION	0	
06-1060-902016-520900055	SURS COLLEGE INSURANCE ER CONT	526	
06-1060-902016-520100100	EMPLOYER GTL MEDICAL VISION	11,134	
06-1060-902014-520900060	SURS FEDERAL GRANT OBLIGATION	0	
06-1060-902014-520900055	SURS COLLEGE INSURANCE ER CONT	2,115	
06-1060-902014-520100100	EMPLOYER GTL MEDICAL VISION	8,694	
06-1060-901018-520900060	SURS FEDERAL GRANT OBLIGATION	0	
	TOTAL EMPLOYEE BENEFITS		176,558
Contractual Services			
06-4020-904186-530200000	CONSULTANTS	0	
06-3040-901026-530900020	OTHER CONTRACTUAL SERVICES	0	
06-3080-904147-530900020	OTHER CONTRACTUAL SERVICES	0	
06-4010-904191-530200000	CONSULTANTS	0	
06-4010-904191-530900020	OTHER CONTRACTUAL SERVICES	0	
06-4020-902010-530900020	OTHER CONTRACTUAL SERVICES	44,500	
06-4020-902011-530900020	OTHER CONTRACTUAL SERVICES	0	
06-4020-902030-530200000	CONSULTANTS	3,000	
06-4020-902030-530900020	OTHER CONTRACTUAL SERVICES	3,000	
06-4020-904130-530900020	OTHER CONTRACTUAL SERVICES	1,361	
06-7090-902034-530400005	CONTRACTUAL SERVICES	0	
06-4020-904171-530900020	OTHER CONTRACTUAL SERVICES	100,000	
06-2080-904190-530900020	OTHER CONTRACTUAL SERVICES	133,172	
06-4020-904186-530900020	OTHER CONTRACTUAL SERVICES	14,600	
06-4040-904060-530900020	OTHER CONTRACTUAL SERVICES	0	
06-3030-904181-530900020	OTHER CONTRACTUAL SERVICES	0	
06-4020-904136-530900020	OTHER CONTRACTUAL SERVICES	31,500	
06-1060-902014-530900020	OTHER CONTRACTUAL SERVICES	0	
06-3020-901022-530900020	OTHER CONTRACTUAL SERVICES	0	
06-3020-904195-530900020	OTHER CONTRACTUAL SERVICES	0	
06-1030-904170-530900020	OTHER CONTRACTUAL SERVICES	0	
06-1030-904188-530900020	OTHER CONTRACTUAL SERVICES	0	
06-1060-901016-530900020	OTHER CONTRACTUAL SERVICES	0	
06-1060-902016-530900020	OTHER CONTRACTUAL SERVICES	0	
06-1060-904189-530900020	OTHER CONTRACTUAL SERVICES	0	
06-2080-904140-530900020	OTHER CONTRACTUAL SERVICES	0	
06-3020-904075-530300020	OTHER CONTRACTURAL SERVICES	0	
06-3020-904178-530900020	OTHER CONTRACTUAL SERVICES	800	
06-1040-904179-530900020	OTHER CONTRACTUAL SERVICES	0	
06-3020-904178-530200000	CONSULTANTS	5,000	
06-2080-904177-530900020	OTHER CONTRACTUAL SERVICES	0	
06-3020-901022-530200000	CONSULTANTS	0	
06-2080-904190-530200000	CONSULTANTS	0	
	TOTAL CONTRACTUAL SERVICES		336,933

Fd-Prog-Depart-Object	Description	Budget	Sub Total
Supplies			
06-3080-904147-540100100	OFFICE SUPPLIES	0	
06-3020-904178-540600000	PUBLICATIONS & DUES	119	
06-7090-902034-540100235	SUPPLIES - GENERAL	24,000	
06-3020-904178-540900000	OTHER MATERIALS & SUPPLIES	0	
06-3030-904181-540900000	OTHER MATERIALS & SUPPLIES	0	
06-3040-901026-540100200	INSTRUCTIONAL SUPPLIES	0	
06-3040-901026-540400200	COMPUTER SOFTWARE	0	
06-3040-901026-540700000	ADVERTISING	0	
06-3040-904199-540800005	FOOD PURCHASES	0	
06-3030-904181-540100100	OFFICE SUPPLIES	0	
06-3080-904147-540400200	COMPUTER SOFTWARE	0	
06-4010-904120-540100200	INSTRUCTIONAL SUPPLIES	0	
06-4020-904186-540100200	INSTRUCTIONAL SUPPLIES	550	
06-4020-904186-540700000	ADVERTISING	1,750	
06-4030-902033-540100235	SUPPLIES - GENERAL	673	
06-4030-902033-540200000	PRINTING	500	
06-4030-902033-540700000	ADVERTISING	500	
06-4040-904060-540100235	SUPPLIES - GENERAL	0	
06-1060-902040-540100200	INSTRUCTIONAL SUPPLIES	0	
06-3020-904178-540400200	COMPUTER SOFTWARE	3,000	
06-4040-904060-540100100	OFFICE SUPPLIES	0	
06-1040-904179-540100200	INSTRUCTIONAL SUPPLIES	0	
06-3020-904178-540200000	PRINTING	200	
06-2010-904192-540900000	OTHER MATERIALS & SUPPLIES	0	
06-1030-904170-540100905	SUPPLIES MCC STORE	0	
06-1030-904198-540100200	INSTRUCTIONAL SUPPLIES	25,046	
06-1040-904179-540100235	SUPPLIES - GENERAL	0	
06-1040-904179-540100905	SUPPLIES MCC STORE	0	
06-1060-901016-540100100	OFFICE SUPPLIES	0	
06-1060-901016-540100200	INSTRUCTIONAL SUPPLIES	0	
06-1060-901016-540100205	TESTING MATERIALS	0	
06-1060-904189-540100900	IT TECHNOLOGY SUPPLIES	0	
06-1030-904188-540100200	INSTRUCTIONAL SUPPLIES	0	
06-1060-902014-540100200	INSTRUCTIONAL SUPPLIES	0	
06-3020-904178-540100100	OFFICE SUPPLIES	1,050	
06-3020-904178-540100200	INSTRUCTIONAL SUPPLIES	2,475	
06-1060-902016-540900000	OTHER MATERIALS & SUPPLIES	0	
06-1060-902016-540600000	PUBLICATIONS & DUES	0	
06-1060-902016-540100200	INSTRUCTIONAL SUPPLIES	0	
06-1060-902016-540100100	OFFICE SUPPLIES	0	
06-1030-904170-540100200	INSTRUCTIONAL SUPPLIES	0	
	TOTAL SUPPLIES		59,863

Fd-Prog-Depart-Object	Description	Budget	Sub Total
Travel			
06-3020-901022-550900015	OTHER CONF & MTG EXP	0	
06-4030-902033-550200010	OUT OF DISTRICT TRAVEL	1,873	
06-3040-901026-550200010	OUT OF DISTRICT TRAVEL	0	
06-3020-904178-550200005	IN DISTRICT TRAVEL	8,785	
06-3020-904178-550200010	OUT OF DISTRICT TRAVEL	15,024	
06-3020-904178-550900015	OTHER CONF & MTG EXP	4,024	
06-3080-904147-550200010	OUT OF DISTRICT TRAVEL	0	
06-3080-904147-550900015	OTHER CONF & MTG EXP	0	
06-4020-904186-550200005	IN DISTRICT TRAVEL	500	
06-4030-902033-550200005	IN DISTRICT TRAVEL	754	
06-4030-902033-550900015	OTHER CONF & MTG EXP	700	
06-2090-904176-550100005	MEETING EXPENSE IN-DISTRICT	0	
06-3020-901022-550200005	IN DISTRICT TRAVEL	690	
06-4040-904060-550200005	IN DISTRICT TRAVEL	0	
06-4020-904186-550900015	OTHER CONF & MTG EXP	500	
06-1060-902014-550200005	IN DISTRICT TRAVEL	0	
06-2080-904177-550200010	OUT OF DISTRICT TRAVEL	0	
06-1030-904188-550200010	OUT OF DISTRICT TRAVEL	0	
06-1030-904198-550200010	OUT OF DISTRICT TRAVEL	2,100	
06-1040-904179-550200010	OUT OF DISTRICT TRAVEL	0	
06-1040-904179-550900015	OTHER CONF & MTG EXP	0	
06-3020-904178-550100005	MEETING EXPENSE IN-DISTRICT	6,000	
06-1060-901016-550200010	OUT OF DISTRICT TRAVEL	0	
06-1060-902014-550200010	OUT OF DISTRICT TRAVEL	0	
06-1060-902014-550900015	OTHER CONF & MTG EXP	0	
06-1060-902016-550200005	IN DISTRICT TRAVEL	0	
06-1060-902016-550200010	OUT OF DISTRICT TRAVEL	0	
06-1060-902016-550900015	OTHER CONF & MTG EXP	0	
06-2080-904140-550200010	OUT OF DISTRICT TRAVEL	2,000	
06-2080-904140-550900015	OTHER CONF & MTG EXP	1,500	
06-2080-904177-550200005	IN DISTRICT TRAVEL	0	
06-1060-901016-550200005	IN DISTRICT TRAVEL	0	
	TOTAL TRAVEL		44,450
Fixed Charges			
06-8060-899999-569999999			
	TOTAL FIXED CHARGES		
Utilities			
06-3020-904178-570500000	TELEPHONE	1,083	
	TOTAL UTILITIES		1,083
Capital Outlay			
06-1030-904170-580600000	EQUIPMENT - INSTRUCTIONAL	0	
06-3040-901026-580600000	EQUIPMENT - INSTRUCTIONAL	0	
06-1030-904197-580600000	EQUIPMENT - INSTRUCTIONAL	859,421	
06-1030-904188-580600000	EQUIPMENT - INSTRUCTIONAL	0	
	TOTAL CAPITAL OUTLAY		859,421

Fd-Prog-Depart-Object	Description	Budget	Sub Total
Other			
06-3040-302030-590900052	PELL ADMIN EXPENSE	7,260	
06-3020-904178-590900000	OTHER EXPENDITURES	2,500	
06-3020-904178-590900010	TUITION REFUNDS	3,500	
06-9010-904134-590900200	INDIRECT COSTS ALLOCATION	0	
06-3020-904178-590900200	INDIRECT COSTS ALLOCATION	18,708	
06-3020-904110-590900015	PARTICIPATION STIPEND	0	
06-3020-904195-590200050	PARTICIPANT COSTS-SCHOLARSHIPS	0	
06-3020-904195-590900200	INDIRECT COSTS ALLOCATION	0	
06-3040-302030-590900028	SEOG	136,030	
06-3040-302030-590900053	FED FINANCIAL AID ADMIN EXP	8,000	
06-4020-904186-590200010	SCHOLARSHIPS	3,400	
06-4040-904060-590900200	INDIRECT COSTS ALLOCATION	0	
06-9010-902024-590900035	ILLINOIS MAP GRANT AWARD	600,000	
06-9010-902027-590200010	SCHOLARSHIPS	0	
06-9010-902060-590900037	DPNDS POLICE FIRE CORR OFF GRT	0	
06-9010-904134-590200060	CHILDCARE FEE SUBSIDY	0	
06-3020-904178-590900015	PARTICIPATION STIPEND	18,000	
06-3040-302030-590900022	PELL GRANT	6,000,000	
06-1040-904179-590900015	PARTICIPATION STIPEND	0	
06-3010-901020-590900010	TUITION REFUNDS	160,000	
06-3020-904182-590900010	TUITION REFUNDS	0	
06-0000-900000-590900001	OTHER EXPENSES	0	
06-1030-904198-590900010	TUITION REFUNDS	16,300	
06-1040-904179-590200053	STUDENT ASSIST-CHILDCARE	0	
06-1040-904179-590200054	STUDENT ASSIST-HOUSING	0	
06-1040-904179-590900010	TUITION REFUNDS	0	
06-1060-902014-590200010	SCHOLARSHIPS	0	
06-2080-904177-590200010	SCHOLARSHIPS	0	
06-2080-904190-590900200	INDIRECT COSTS ALLOCATION	0	
06-1040-904179-590200056	STUDENT ASSIST-TRANSPORTATION	0	
06-2080-904177-590400022	PARTICIPATION STIPEND	0	
06-1060-902016-590900200	INDIRECT COSTS ALLOCATION	0	
06-2080-904141-590900200	INDIRECT COSTS ALLOCATION	0	
06-2080-904140-590900200	INDIRECT COSTS ALLOCATION	0	
06-2080-904140-590200055	STUDENT ASSIST-FOOD INSECURITY	1,500	
06-1060-904189-590900200	INDIRECT COSTS ALLOCATION	0	
06-2080-904190-590400022	PARTICIPATION STIPEND	0	
	TOTAL OTHER		6,975,198
TOTAL RESTRICTED PURPOSES FUND 06			0

Fd-Prog-Depart-Object	Description	Budget	Sub Total
WORKING CASH FUND 07			
Investment Revenue			
07-0000-000000-470900006	CHANGE IN FAIR VALUE OF INVEST	-124,979	
07-0000-000000-470900007	INVESTMENT TRANSACTION FEES	3,026	
TOTAL INVESTMENT REVENUE			-121,953
Transfers			
07-0000-000000-710200100	TRANSFER-OUT	0	
TOTAL TRANSFERS			0
TOTAL WORKING CASH FUND 07			-121,953
GENERAL FIXED ASSET FUND 08			
Capital Outlay			
08-8010-501016-580500001	ASSET ADDITION CONTRA ACCOUNT	0	
08-1010-501016-580500001	ASSET ADDITION CONTRA ACCOUNT	0	
08-8090-000000-580800900	AMORTIZATION EXPENSE	0	
08-2010-501016-580500001	ASSET ADDITION CONTRA ACCOUNT	0	
08-7010-501016-580500001	ASSET ADDITION CONTRA ACCOUNT	0	
08-6010-501016-580500001	ASSET ADDITION CONTRA ACCOUNT	0	
TOTAL CAPITAL OUTLAY			0
TOTAL GENERAL FIXED ASSET FUND 08			0
GENERAL LONG-TERM DEBT FUND 09			
Fixed Charges			
09-0000-000000-560900055	INTEREST EXPENSE	0	
TOTAL FIXED CHARGES			0
TOTAL GENERAL LONG-TERM DEBT FUND 09			0

Fd-Prog-Depart-Object	Description	Budget	Sub Total
TRUST & AGENCY FUND 10			
Non Governmental Gifts			
10-0000-900734-480900000	NON GOVERNMENTAL GIFT OTHER	0	
10-0000-900630-480900000	NON GOVERNMENTAL GIFT OTHER	0	
10-0000-900633-480900000	NON GOVERNMENTAL GIFT OTHER	0	
10-0000-900708-480900000	NON GOVERNMENTAL GIFT OTHER	0	
10-0000-900714-480900000	NON GOVERNMENTAL GIFT OTHER	0	
10-0000-900717-480900000	NON GOVERNMENTAL GIFT OTHER	0	
10-0000-900719-480900000	NON GOVERNMENTAL GIFT OTHER	0	
10-0000-900729-480900000	NON GOVERNMENTAL GIFT OTHER	0	
10-0000-900731-480900000	NON GOVERNMENTAL GIFT OTHER	0	
10-0000-900733-480900000	NON GOVERNMENTAL GIFT OTHER	0	
10-0000-900735-480900000	NON GOVERNMENTAL GIFT OTHER	0	
10-0000-900737-480900000	NON GOVERNMENTAL GIFT OTHER	0	
10-0000-900739-480900000	NON GOVERNMENTAL GIFT OTHER	0	
10-0000-900740-480900000	NON GOVERNMENTAL GIFT OTHER	0	
10-0000-900741-480900000	NON GOVERNMENTAL GIFT OTHER	0	
10-0000-900726-480900000	NON GOVERNMENTAL GIFT OTHER	0	
10-0000-900622-480900000	NON GOVERNMENTAL GIFT OTHER	0	
10-0000-900732-480900000	NON GOVERNMENTAL GIFT OTHER	0	
10-0000-900345-480900000	NON GOVERNMENTAL GIFT OTHER	0	
10-0000-900618-480900000	NON GOVERNMENTAL GIFT OTHER	0	
10-0000-900730-480900000	NON GOVERNMENTAL GIFT OTHER	0	
10-0000-900075-480900000	NON GOVERNMENTAL GIFT OTHER	0	
10-0000-900083-480900000	NON GOVERNMENTAL GIFT OTHER	0	
10-0000-900137-480900000	NON GOVERNMENTAL GIFT OTHER	0	
10-0000-900150-480900000	NON GOVERNMENTAL GIFT OTHER	0	
10-0000-900152-480900000	NON GOVERNMENTAL GIFT OTHER	0	
10-0000-900181-480900000	NON GOVERNMENTAL GIFT OTHER	0	
10-0000-900348-480900000	NON GOVERNMENTAL GIFT OTHER	0	
10-0000-900526-480900000	NON GOVERNMENTAL GIFT OTHER	0	
10-0000-900610-480900000	NON GOVERNMENTAL GIFT OTHER	0	
10-0000-900609-480900000	NON GOVERNMENTAL GIFT OTHER	0	
10-0000-900164-480900000	NON GOVERNMENTAL GIFT OTHER	0	
10-0000-900535-480900000	NON GOVERNMENTAL GIFT OTHER	0	
10-0000-900502-480900000	NON GOVERNMENTAL GIFT OTHER	0	
10-0000-900500-480900000	NON GOVERNMENTAL GIFT OTHER	0	
10-0000-900069-480900000	NON GOVERNMENTAL GIFT OTHER	0	
10-0000-900372-480900000	NON GOVERNMENTAL GIFT OTHER	0	
10-0000-900587-480900000	NON GOVERNMENTAL GIFT OTHER	0	
	TOTAL NON GOVERNMENTAL GIFTS		0

Fd-Prog-Depart-Object	Description	Budget	Sub Total
Other Sources			
10-0000-900701-490900050	OTHER MISC INCOME	0	
10-0000-900194-490900050	OTHER MISC INCOME	0	
10-0000-900239-490900050	OTHER MISC INCOME	0	
10-0000-900243-490900050	OTHER MISC INCOME	0	
10-0000-900217-490900050	OTHER MISC INCOME	0	
10-0000-900210-490900050	OTHER MISC INCOME	0	
10-0000-900199-490900050	OTHER MISC INCOME	0	
10-0000-900190-490900050	OTHER MISC INCOME	0	
10-0000-900189-490900050	OTHER MISC INCOME	0	
10-0000-900054-490900050	OTHER MISC INCOME	0	
10-0000-900049-490900050	OTHER MISC INCOME	0	
10-0000-900048-490900050	OTHER MISC INCOME	0	
10-0000-900032-490900050	OTHER MISC INCOME	0	
10-0000-900024-490900050	OTHER MISC INCOME	0	
10-0000-900401-490900050	OTHER MISC INCOME	0	
10-0000-900191-490900050	OTHER MISC INCOME	0	
	TOTAL OTHER SOURCES		0

Fd-Prog-Depart-Object	Description	Budget	Sub Total
Other			
10-9010-900526-590200010	SCHOLARSHIPS	0	
10-9010-900633-590200010	SCHOLARSHIPS	0	
10-9010-900622-590200010	SCHOLARSHIPS	0	
10-9010-900619-590200010	SCHOLARSHIPS	0	
10-9010-900617-590200010	SCHOLARSHIPS	0	
10-9010-900610-590200010	SCHOLARSHIPS	0	
10-9010-900609-590200010	SCHOLARSHIPS	0	
10-9010-900587-590200010	SCHOLARSHIPS	0	
10-9010-900638-590200010	SCHOLARSHIPS	0	
10-9010-900535-590200010	SCHOLARSHIPS	0	
10-9010-900730-590200010	SCHOLARSHIPS	0	
10-9010-900502-590200010	SCHOLARSHIPS	0	
10-9010-900390-590200010	SCHOLARSHIPS	0	
10-9010-900372-590200010	SCHOLARSHIPS	0	
10-9010-900560-590200010	SCHOLARSHIPS	0	
10-9010-900719-590200010	SCHOLARSHIPS	0	
10-9010-900721-590200010	SCHOLARSHIPS	0	
10-9010-900727-590200010	SCHOLARSHIPS	0	
10-9010-900729-590200010	SCHOLARSHIPS	0	
10-9010-900731-590200010	SCHOLARSHIPS	0	
10-9010-900732-590200010	SCHOLARSHIPS	0	
10-9010-900733-590200010	SCHOLARSHIPS	0	
10-9010-900734-590200010	SCHOLARSHIPS	0	
10-9010-900735-590200010	SCHOLARSHIPS	0	
10-9010-900740-590200010	SCHOLARSHIPS	0	
10-9010-900737-590200010	SCHOLARSHIPS	0	
10-3090-900023-590900000	OTHER EXPENDITURES	0	
10-9010-900739-590200010	SCHOLARSHIPS	0	
10-9010-900348-590200010	SCHOLARSHIPS	0	
10-9010-900728-590200010	SCHOLARSHIPS	0	
10-3090-900245-590900000	OTHER EXPENDITURES	0	
10-9010-900345-590200010	SCHOLARSHIPS	0	
10-3090-900026-590900000	OTHER EXPENDITURES	0	
10-3090-900048-590900000	OTHER EXPENDITURES	0	
10-3090-900049-590900000	OTHER EXPENDITURES	0	
10-3090-900055-590900000	OTHER EXPENDITURES	0	
10-3090-900189-590900000	OTHER EXPENDITURES	0	
10-3090-900191-590900000	OTHER EXPENDITURES	0	
10-3090-900194-590900000	OTHER EXPENDITURES	0	
10-3090-900196-590900000	OTHER EXPENDITURES	0	
10-3090-900199-590900000	OTHER EXPENDITURES	0	
10-3090-900204-590900000	OTHER EXPENDITURES	0	
10-3090-900210-590900000	OTHER EXPENDITURES	0	
10-3090-900032-590900000	OTHER EXPENDITURES	0	
10-3090-900243-590900000	OTHER EXPENDITURES	0	
10-3090-900016-590900000	OTHER EXPENDITURES	0	
10-3090-900310-590900000	OTHER EXPENDITURES	0	
10-3090-900701-590900000	OTHER EXPENDITURES	0	

Fd-Prog-Depart-Object	Description	Budget	Sub Total
10-9010-900067-590200010	SCHOLARSHIPS	0	
10-9010-900069-590200010	SCHOLARSHIPS	0	
10-9010-900075-590200010	SCHOLARSHIPS	0	
10-9010-900082-590200010	SCHOLARSHIPS	0	
10-9010-900137-590200010	SCHOLARSHIPS	0	
10-9010-900150-590200010	SCHOLARSHIPS	0	
10-9010-900152-590200010	SCHOLARSHIPS	0	
10-9010-900164-590200010	SCHOLARSHIPS	0	
10-9010-900181-590200010	SCHOLARSHIPS	0	
10-9010-900331-590200010	SCHOLARSHIPS	0	
10-3090-900217-590900000	OTHER EXPENDITURES	0	
TOTAL OTHER			0
TOTAL TRUST & AGENCY FUND 10			0
AUDIT FUND 11			
Local Government			
11-0000-000000-410100105	REAL ESTATE TAXES	-95,000	
TOTAL LOCAL GOVERNMENT			-95,000
Contractual Services			
11-8020-501034-530100000	AUDIT SERVICES	91,000	
TOTAL CONTRACTUAL SERVICES			91,000
TOTAL AUDIT FUND 11			-4,000
LIABILITY, PROTECTION & SETTLEMENT FUND 12			
Local Government			
12-0000-000000-410100110	REAL ESTATE TAXES-TORT	-724,648	
12-0000-000000-410100115	REAL ESTATE TAXES-SS	-10,000	
TOTAL LOCAL GOVERNMENT			-734,648
Investment Revenue			
12-0000-000000-470900006	CHANGE IN FAIR VALUE OF INVEST	-24,747	
12-0000-000000-470900007	INVESTMENT TRANSACTION FEES	599	
TOTAL INVESTMENT REVENUE			-24,148
Employee Benefits			
12-8060-501038-520600000	FICA - SOCIAL SECURITY	30,000	
12-8060-501038-520200000	WORKERS COMPENSATION INSURANCE	201,740	
12-8060-501038-520400000	UNEMPLOYMENT INSURANCE	35,000	
12-8060-501038-520500000	MEDICARE	350,000	
TOTAL EMPLOYEE BENEFITS			616,740
Fixed Charges			
12-8060-501038-560900060	GENERAL INSURANCE	129,646	
TOTAL FIXED CHARGES			129,646
TOTAL LIABILITY, PROTECTION & SETTLEMENT FUND 12			-12,410

Fd-Prog-Depart-Object	Description	Budget	Sub Total
OPEB LIABILITY FUND 17			
Other Sources			
17-0000-000000-490900095	CIP PASS THROUGH REVENUE	-1,500,000	
TOTAL OTHER SOURCES			-1,500,000
Employee Benefits			
17-6010-000000-520900056	COLLEGE INSURANCE PROGRAM EXP	30,170	
17-9010-000000-520900056	COLLEGE INSURANCE PROGRAM EXP	149,309	
17-1010-000000-529990095	STATE ALLOCATED CIP	90,297	
17-8010-000000-529990095	STATE ALLOCATED CIP	3,642	
17-8010-000000-520900056	COLLEGE INSURANCE PROGRAM EXP	3,642	
17-7010-000000-529990095	STATE ALLOCATED CIP	60,534	
17-7010-000000-520900056	COLLEGE INSURANCE PROGRAM EXP	60,534	
17-6010-000000-529990095	STATE ALLOCATED CIP	30,170	
17-4010-000000-529990095	STATE ALLOCATED CIP	776,361	
17-4010-000000-520900056	COLLEGE INSURANCE PROGRAM EXP	776,361	
17-3010-000000-529990095	STATE ALLOCATED CIP	315,673	
17-3010-000000-520900056	COLLEGE INSURANCE PROGRAM EXP	315,673	
17-9010-000000-529990095	STATE ALLOCATED CIP	149,309	
17-2010-000000-520900056	COLLEGE INSURANCE PROGRAM EXP	74,013	
17-1010-000000-520900056	COLLEGE INSURANCE PROGRAM EXP	90,297	
17-2010-000000-529990095	STATE ALLOCATED CIP	74,013	
TOTAL EMPLOYEE BENEFITS			2,999,998
TOTAL OPEB LIABILITY FUND 17			1,499,998

Capital Budgets Report

This page left blank intentionally

Capital Items List (Projects/Items >=$5,000.00)

FundCode FundName					
Supervisor		Dean		VP	
FullDeptCode	DeptName				
GroupName	GL Object Code		ObjectName	FY26 Budget	Narrative
01 Education					
Mike Tetreault		Tom McGee		Broderick	
01-1010-101068	*Network Security*				
Capital Outlay	5806000	00	Equipment - Instructional	$5,000	Equipment
			Sum	***$5,000***	
Tom McGee		Tom McGee		Broderick	
01-1020-102016	*Manufacturing and Advanced Te*				
Capital Outlay	5806000	00	Equipment - Instructional	$25,000	Equipment
			Sum	***$25,000***	
Nathan Kivley		Tom McGee		Broderick	
01-1030-102030	*Automotive*				
Capital Outlay	5806000	00	Equipment - Instructional	$5,000	Anticipated need to non-capital tools and equipment
			Sum	***$5,000***	
Bob Mihelich		Tom McGee		Broderick	
01-1030-102036	*Engineering and Building Techn*				
Capital Outlay	5806000	00	Equipment - Instructional	$5,000	Anticipated need to non-capital tools and equipment
			Sum	***$5,000***	
Bob Mihelich		Tom McGee		Broderick	
01-1030-102040	*Applied Technology*				
Capital Outlay	5806000	00	Equipment - Instructional	$7,500	Anticipated need to non-capital tools and equipment

FundCode FundName					
Supervisor		Dean		VP	
FullDeptCode	DeptName				
GroupName	GL Object Code		ObjectName	FY26 Budget	Narrative
			Sum	$7,500	
Bob Mihelich		Tom McGee		Broderick	
01-1030-102050	Welding Credit Program				
Capital Outlay	5806000	00	Equipment - Instructional	$7,500	Anticipated need to non-capital tools and equipment
			Sum	$7,500	
Tom McGee		Tom McGee		Broderick	
01-1030-102055	HVAC				
Capital Outlay	5806000	00	Equipment - Instructional	$5,000	Anticipated need to non-capital tools and equipment
			Sum	$5,000	
Vacant		Christina Coclanis-Loding		Broderick	
01-1040-103070	Respiratory Therapy				
Capital Outlay	5806000	00	Equipment - Instructional	$10,000	Added program
			Sum	$10,000	
Vacant		Christina Coclanis-Loding		Broderick	
01-1040-103080	Radiologic Technology				
Capital Outlay	5806000	00	Equipment - Instructional	$10,000	Added program
Capital Outlay	5806000	00	Equipment - Instructional	$428,224	Philips Health Care Equipment @$501,224 but charge $73,000 to PATH Grant in Fund 06
			Sum	$438,224	
Vacant		Christina Coclanis-Loding		Broderick	
01-1040-103090	Sonography				
Capital Outlay	5806000	00	Equipment - Instructional	$5,000	New Program 1/2 Year(Begins 2026)

FundCode FundName					
Supervisor		Dean		VP	
FullDeptCode	DeptName				
GroupName	GL Object Code		ObjectName	FY26 Budget	Narrative
			Sum	$5,000	
Daniela Broderick		Daniela Broderick		Broderick	
01-2080-201010	Academic Affairs & Wkforce Dev				
Capital Outlay	5806000	00	Equipment - Instructional	$100,000	Academic Program Equipment
			Sum	$100,000	
Joel Chapman		Karen Wiley		Koronkiewicz	
01-4010-401034	Fitness Center				
Capital Outlay	5806000	00	Equipment - Instructional	$6,000	same
			Sum	$6,000	
Ryan Klos		Ryan Klos		Haggerty	
01-8020-501010	Duplication				
Capital Outlay	5806000	05	Repl Equip--Instructional	$1,000	Equipment
			Sum	$1,000	
Ryan Klos		Ryan Klos		Haggerty	
01-8030-501032	Marketing & Public Relatn				
Capital Outlay	5805000	00	Equipment - Office	$1,500	Equipment
			Sum	$1,500	
Robert M Tenuta		Robert M Tenuta		Tenuta	
01-8060-501016	General Institutional Exp				
Capital Outlay	5805000	00	Equipment - Office	$25,000	PBF for other expense or cuts was $25k
Capital Outlay	5809000	60	Building Improvements	$25,000	PBF for other expense or cuts was $25k
			Sum	$50,000	

FundCode FundName					
Supervisor		Dean		VP	
FullDeptCode	DeptName				
GroupName	GL Object Code		ObjectName	FY26 Budget	Narrative
Timothy Hopkins		Timothy Hopkins		Hopkins	
01-8080-504010	*Information Technology*				
Capital Outlay	5805000	00	Equipment - Office	$7,500	Equipment
Capital Outlay	5805000	00	Equipment - Office	$16,595	PC Initiative: interest cost for Verkada 5 year lease
Capital Outlay	5805000	00	Equipment - Office	$126,935	PC Initiative: Camera/door access replacement for Campus Safety (5yr lease $634,675)
			Sum	***$151,030***	
G Robert Rasmussen		Timothy Hopkins		Hopkins	
01-8080-504020	*Infrastructure and Security*				
Capital Outlay	5805000	00	Equipment - Office	$56,000	Equipment/Software
			Sum	***$56,000***	
			Sum	*$878,754*	

02 Operations and Maintenance

Pat Sullivan | Pat Sullivan | Tenuta

02-7010-505015 Building Maintn

Capital Outlay	5807000	00	Equipment	$25,000	Need lifts, Cart
			Sum	***$25,000***	

Pat Sullivan | Pat Sullivan | Tenuta

02-7030-505035 Roads & Grounds

Capital Outlay	5807000	00	Equipment	$25,000	Robotic Mower
			Sum	***$25,000***	

Pat Sullivan | Pat Sullivan | Tenuta

02-7050-505040 Vehicle Expense

Capital Outlay	5807000	00	Equipment	$35,000	7-8 passenger Minivan for college travel in place of 4th bus lease
			Sum	***$35,000***	

Pat Sullivan | Pat Sullivan | Tenuta

02-7090-505050 Physical Fac Oth

Capital Outlay	5802000	00	Site Improvements	$25,000	PC Initiative: Pressbox carryover from FY2025 rebudgeted
Capital Outlay	5802000	00	Site Improvements	$100,000	PC Initiative: Softball Pressbox-Storage Bldgs
Capital Outlay	5807000	00	Equipment	$15,000	PBF Misc Equip, Engagement Hall Materials, Other Facilities Needs
Capital Outlay	5809000	07	Architectural Services	$265,000	PBF : For fire tower, Engagement Hall, and other needs associated with civil or architectural needs for approved projects if unable to cover under 03-8020-501030
Capital Outlay	5809000	60	Building Improvements	$277,404	RTU for Engagement Hall Addition

FundCode FundName					
Supervisor		Dean		VP	
FullDeptCode	DeptName				
GroupName	GL Object Code		ObjectName	FY26 Budget	Narrative
Capital Outlay	5809000	60	Building Improvements	$664,000	Upgrade 2 Boilers and 1 Waterheater in A building to high efficiency @ $250,000 Defer to FY2027 - Campus renovations/furniture needs @ $236,000 Locker Room Lights to LED $50,000 Ceiling Tiles Replacment @ $50,000 Student Services condensor replacement @ $80,000 Catalyst Campus RTU replacement 2 @ $17,000 each Art Hall VCT removal & polish concrete @ $40,000 Concrete Repair (lifting) to sidewalks @ $50,000 Additional Office Furniture, hall furniture @ $110,000
			Sum	***$1,346,404***	
			Sum	*$1,431,404*	

FundCode FundName					
Supervisor		Dean		VP	
FullDeptCode	DeptName				
GroupName	GL Object Code		ObjectName	FY26 Budget	Narrative

03 Operations and Maintenance Restricted

Robert M Tenuta		Robert M Tenuta		Tenuta	
03-8020-501030	*Replacement Reserv*				
Capital Outlay	5801000	00	Site Acquistion	$500,000	FY2025 2nd Payment for UC building payable in June '24 due 7/1/2024 @ $300kFY2026 3rd Payment for UC building payable in June '25 due 7/1/2025 @ $300kFY2027 4th Payment for UC building payable in June '26 due 7/1/2026 @ $500k
Capital Outlay	5809000	00	Other Capital Outlay	$17,900,031	Projects: #9: Library Renovation Phase I @ $4,487,000 #10: Fire Tower (building) @ $1,300,000 #11: Backfill Renovations D & E @ $1,604,190 #12: Engagement Hall @ $7,148,182 #13: New Program Renovations/Equip @ $1,614,855
Capital Outlay	5809000	07	Architectual Services	$526,253	Misc A/E fees and other expenses related to projects 9 thru 14
			Sum	***$18,926,284***	
Robert M Tenuta		Robert M Tenuta		Tenuta	
03-8020-501049	*Leases*				
Capital Outlay	5805000	00	Equipment - Office	$1,241,619	TBD - GASB entries year end
			Sum	***$1,241,619***	
Robert M Tenuta		Robert M Tenuta		Tenuta	
03-8020-501054	*Capital Leases*				
Capital Outlay	5805000	00	Equipment - Office	$1,000,000	TBD - GASB entries year end
			Sum	***$1,000,000***	
Robert M Tenuta		Robert M Tenuta		Tenuta	

FundCode FundName						
Supervisor		Dean			VP	
FullDeptCode	DeptName					
GroupName	GL Object Code		ObjectName		FY26 Budget	Narrative
03-8060-501060	CATI Building CDB Project					
Capital Outlay	5803000	00	Buildings - New		$29,670,101	CATI Building cost
				Sum	$29,670,101	
				Sum	$50,838,004	

FundCode	FundName				
Supervisor		Dean		VP	
FullDeptCode	DeptName				
GroupName	GL Object Code		ObjectName	FY26 Budget	Narrative

06 Restricted Purposes

Tom McGee			Tom McGee	Broderick	
06-1030-904197	*FOGLIA (CATI) Equip DOE Gra*				
Capital Outlay	5806000	00	Equipment - Instructional	$859,421	Grant funded program equipment and projects
			Sum	***$859,421***	
			Sum	*$859,421*	

FundCode FundName				
Supervisor		Dean	VP	
FullDeptCode	DeptName			
GroupName	GL Object Code	ObjectName	FY26 Budget	Narrative

Grand Total of all Capital Account Codes	$54,007,583

FY 2026 Budget

ICCB State Format

This page left blank intentionally

STATE OF ILLINOIS
COMMUNITY COLLEGE DISTRICT NO. 528

FINAL
FISCAL YEAR 2026 BUDGET

McHENRY COUNTY COLLEGE
8900 U.S. HWY 14
CRYSTAL LAKE, IL. 60012

McHenry County College
Community College District No. 528
Budget Calendar
Fiscal Year Ending June 30, 2026

January 2025		
	06-Jan-25	Budget worksheets are prepared and distributed to budget officers.
	06-Jan-25	President's Cabinet establish planning parameters and assumptions regarding revenue projections, new programs, enrollment, capital requests.
	20-Jan-25	Budget managers confer with their Cabinet members regarding budget parameters and assumptions and prepare their budgets for submission.
	29-Jan-25	Extended PC members to hold budget discussion on formation of campus budget.
February 2025		
	24-Feb-25	PC to review initial oversight of budget for compliance with stated missions and to discuss personnel and strategic initiatives
March 2025		
	24-Mar-25	Cabinet members review and revise budget officers requests. Requests are updated through the budget database. All budget worksheets submitted to the CFO for compilation.
	31-Mar-25	CFO to produce preliminary budget reports for the Cabinet members for review and adjustment as may be needed.
May 2025		
	05-May-25	Cabinet members review modified intial budgets based previous review and adjust budget requests as necessary. Based on acceptance of changes/adjustments a draft version of the FY 2025 Tentative Budget will be created.
	05-May-25	Presidents Cabinet initial review of the preliminary budget.Adjustments to the requests or parameters are made as needed.
	12-May-25	Campus Community involvement in new budget construction.
	13-May-25	Optional: Presentation of Tentative Budget to the Board's Finance & Audit Committee.
	14-May-25	Campus Community involvement in new budget construction.
June 2025		
	06-Jun-25	Optional: Budget workshop for overview and discussion if requested by Finance and Audit Committee.
	17-Jun-25	Optional: Tentative budget presentation for COTW Meeting if needed.
	17-Jun-25	Optional: Budget review in Finance & Audit Committee if prior to Committee of the Whole Meeting.
	26-Jun-25	Board approval of Tentative Budget and Public notice of hearing on Budget to be issued. Tentative Budget made available for public inspection.Legal notice of public inspection to be published in local newspaper per statute(Exact Dates TBD).
July 2025		
	01-Jul-25	Tentative Budget goes into effect until Final Budget is adopted.
September 2025		
	01-Sep-25	Cabinet members incorporate any adjustments if needed into the Tentative Budget based upon modifications to revenue assumptions and changes in areas of expenditures.
	25-Sep-25	Final Budget finalized and signed after adoption by the Board of Trustees.
	25-Sep-25	Board review of Fund Balance Policy and comparison to new budget.
	25-Sep-25	Public Hearing @ 6:00pm for Final Budget. After the Public Hearing the Board is expected to adopt the Final Budget resolution.

SUMMARY OF FISCAL YEAR 2026 BUDGET BY FUND

	Beginning Balance	Budgeted Revenues	Budgeted Expenditures	Budgeted Transfers from (to) Other Funds	Budgeted Ending Balance
General					
Education Fund	15,133,943	80,448,369	78,007,902	-1,566,569	16,007,841
Operations and Maintenance Fund	6,285,682	6,004,767	6,878,665	0	5,411,784
Special Revenue					
Restricted Purposes Fund	-34,979	10,209,413	10,209,413	0	-34,979
Audit Fund Fund	47,026	95,000	91,000	0	51,026
Liability, Protection, and Settlement Fund	591,103	758,796	746,386	0	603,513
Building Bond Proceeds Fund	0	0	0	0	0
Debt Service					
Bond and Interest Fund	652,624	759,011	624,600	0	787,035
Public Building Commission Fund	0	0	0	0	0
Capital Projects					
Operations and Maintenance (Restricted) Fund	26,260,797	24,227,692	50,988,489	500,000	0
Public Building Commission Operation & Maintenance Fund	0	0	0	0	0
Proprietary Fund					
Auxiliary Fund	361,265	4,210,439	5,276,976	1,066,569	361,297
General					
OPEB Liability Fund	-19,599,752	1,500,000	2,999,998	0	-21,099,750

The Official Budget which is accurately summarized in this document was approved by the Board of Trustees on 9/25/25
Date

ATTEST: _____
Secretary, Board of Trustees

SUMMARY OF FISCAL YEAR 2026 ESTIMATED REVENUES

	Education Fund	Operations and Maintenance Fund	Public Building Commission Operation & Maintenance Fund	Total Operating Funds
OPERATING REVENUES BY SOURCE				
Local Government				
Local Taxes	26,738,120	2,464,740	0	29,202,860
Payment in Lieu of Taxes	478,614	292,744	0	771,358
Total Local Government	27,216,734	2,757,484		29,974,218
State Government				
Base Operating Grants	4,184,804	1,180,330	0	5,365,134
ICCB Equalization Grant	5,786,940	0	0	5,786,940
State Grants	107,362	0	0	107,362
Illinois State Board of Education	386,900	0	0	386,900
Total State Government	10,466,006	1,180,330		11,646,336
Federal Government				
Dept. Of Education - Other Sources	0	0	0	
Total Federal Government				
Student Tuition and Fees				
Resident	10,341,624	1,741,229	0	12,082,853
Out-of-District	160,924	31,328	0	192,252
Out-of-State	22,006	4,958	0	26,964
International	14,849	1,008	0	15,857
Student Fees	2,096,028	0	0	2,096,028
Other Student Tuition and Fees	796,050	0	0	796,050
Total Student Tuition and Fees	13,431,481	1,778,523		15,210,004
Sales and Service Fees				
Public Service/Community Education/Customized Traini	176,000	0	0	176,000
Other Sales and Service	0	0	0	0
Total Sales and Service Fees	176,000			176,000
Facilities Revenue				
Facility/Misc Rentals	18,966	0	0	18,966
Total Facilities Revenue	18,966			18,966
Investment Revenue				
Investment Revenue	498,360	272,430	0	770,790
Total Investment Revenue	498,360	272,430		770,790
Non Governmental Gifts				
Non Governmental Gifts	11,000	0	0	11,000
Total Non Governmental Gifts	11,000			11,000
Other Sources				
Other Revenues	28,629,822	16,000	0	28,645,822
Total Other Sources	28,629,822	16,000		28,645,822

SUMMARY OF FISCAL YEAR 2026 OPERATING BUDGETED EXPENDITURES

	Education Fund	Operations and Maintenance Fund	Public Building Commission Operation Maintenance Fund	Total Operating Funds	%
BY PROGRAM					
Instruction	22,355,940	0	0	22,355,940	25.86
Academic Support	3,973,555	0	0	3,973,555	4.60
Student Services	5,413,921	0	0	5,413,921	6.26
Public Service/Continuing Education	1,191,263	0	0	1,191,263	1.38
Operation & Maintenance of Plant	0	6,878,665	0	6,878,665	7.96
Institutional Support	46,514,792	0	0	46,514,792	53.80
Scholarships, Student Grants & Waivers	125,000	0	0	125,000	0.14
Total 2026 Budgeted Expenditures	79,574,471	6,878,665	0	86,453,136	100.00
Less Nonoperating Items*					
Tuition Chargeback	0	0	0	0	0.00
Instructional Service Contracts	101,000	0	0	101,000	0.12
Adjusted Expenditures	79,473,471	6,878,665	0	86,352,136	99.88

*Interdistrict activity that does not generate related local district credit hours are subtracted to allow for statewide comparisons.

BY OBJECT					
Salaries	33,066,142	920,638	0	33,986,780	39.31
Employee Benefits	32,923,499	253,673	0	33,177,172	38.38
Contractual Services	3,638,881	2,239,000	0	5,877,881	6.80
Supplies	3,397,175	676,950	0	4,074,125	4.71
Travel	517,085	26,000	0	543,085	0.63
Fixed Charges	1,576,586	56,000	0	1,632,586	1.89
Utilities	227,780	1,275,000	0	1,502,780	1.74
Capital Outlay	878,754	1,431,404	0	2,310,158	2.67
Other	1,682,000	0	0	1,682,000	1.95
Contingency	100,000	0	0	100,000	0.12
Interfund Transfer Out	1,566,569	0	0	1,566,569	1.81

Total 2026 Budgeted Expenditures	79,574,471	6,878,665	0	86,453,136	100.00
Less Nonoperating Items*					
Tuition Chargeback	0	0	0	0	0.00
Instructional Service Contracts	101,000	0	0	101,000	0.12
Adjusted Expenditures	79,473,471	6,878,665	0	86,352,136	99.88

*Interdistrict activity that does not generate related local district credit hours are subtracted to allow for statewide comparisons.

FISCAL YEAR 2026 BUDGETED EXPENDITURES

Education	Appropriations	Totals
Instruction		
Salaries	17,902,441	
Employee Benefits	2,449,587	
Contractual Services	343,160	
General Materials and Supplies	1,003,785	
Travel and Conference/Meeting Expense	107,393	
Fixed Charges	17,350	
Utilities	0	
Capital Outlay	513,224	
Other	19,000	
Provision for Contingency	0	
		22,355,940
Academic Support		
Salaries	2,699,715	
Employee Benefits	401,690	
Contractual Services	207,500	
General Materials and Supplies	408,479	
Travel and Conference/Meeting Expense	97,171	
Fixed Charges	0	
Utilities	0	
Capital Outlay	100,000	
Other	59,000	
Provision for Contingency	0	
		3,973,555
Student Services		
Salaries	4,015,134	
Employee Benefits	845,982	
Contractual Services	320,510	
General Materials and Supplies	166,259	
Travel and Conference/Meeting Expense	65,536	
Fixed Charges	0	
Utilities	0	
Capital Outlay	0	
Other	500	
Provision for Contingency	0	
		5,413,921

Public Service/Continuing Education		
Salaries	897,173	
Employee Benefits	185,544	
Contractual Services	55,810	
General Materials and Supplies	38,286	
Travel and Conference/Meeting Expense	8,450	
Fixed Charges	0	
Utilities	0	
Capital Outlay	6,000	
Other	0	
Provision for Contingency	0	
		1,191,263
Institutional Support		
Salaries	7,551,679	
Employee Benefits	29,040,696	
Contractual Services	2,711,901	
General Materials and Supplies	1,780,366	
Travel and Conference/Meeting Expense	238,535	
Fixed Charges	1,559,236	
Utilities	227,780	
Capital Outlay	259,530	
Other	1,478,500	
Provision for Contingency	100,000	
		44,948,223
Scholarships, Student Grants & Waivers		
Salaries	0	
Employee Benefits	0	
Contractual Services	0	
General Materials and Supplies	0	
Travel and Conference/Meeting Expense	0	
Fixed Charges	0	
Utilities	0	
Capital Outlay	0	
Other	125,000	
Provision for Contingency	0	
		125,000
Interfund Transfers Out		1,566,569
Total Education Fund Expenditures		79,574,471

FISCAL YEAR 2026 BUDGETED EXPENDITURES

Operations and Maintenance	Appropriations	Totals
Operation & Maintenance of Plant		
Salaries	920,638	
Employee Benefits	253,673	
Contractual Services	2,239,000	
General Materials and Supplies	676,950	
Travel and Conference/Meeting Expense	26,000	
Fixed Charges	56,000	
Utilities	1,275,000	
Capital Outlay	1,431,404	
Other	0	
Provision for Contingency	0	
		6,878,665
Interfund Transfers Out		0
Total Operations and Maintenance Fund Expenditures		6,878,665
Total Operating Fund Expenditures		84,886,567

FISCAL YEAR 2026 BUDGETED REVENUES

Operations and Maintenance Restricted	Revenues	Totals
State Government		
Other State Sources	21,459,820	21,459,820
Student Tuition and Fees		
Student Fees	81,323	81,323
Investment Revenue		
Investment Revenue	444,930	444,930
Other Sources		
Other Revenues	2,241,619	2,241,619
Interfund Transfers		
Transfers In	500,000	500,000
Total Operations and Maintenance Restricted Revenues		24,727,692

FISCAL YEAR 2026 BUDGETED EXPENDITURES

Auxiliary Services		
Salaries	0	
Employee Benefits	0	
Contractual Services	0	
General Materials and Supplies	0	
Travel and Conference/Meeting Expense	0	
Fixed Charges	0	
Utilities	0	
Capital Outlay	0	
Other	0	
Provision for Contingency	0	
		0
Institutional Support		
Salaries	0	
Employee Benefits	0	
Contractual Services	150,485	
General Materials and Supplies	0	
Travel and Conference/Meeting Expense	0	
Fixed Charges	0	
Utilities	0	
Capital Outlay	50,838,004	
Other	0	
Provision for Contingency	0	
		50,988,489

Interfund Transfers Out	0
Total Operations and Maintenance Restricted Expenditures	50,988,489

FISCAL YEAR 2026 BUDGETED REVENUES

Bond and Interest	Revenues	Totals
Student Tuition and Fees		
Student Fees	759,011	759,011
Total Bond and Interest Revenues		759,011

FISCAL YEAR 2026 BUDGETED EXPENDITURES

Institutional Support		
Salaries	0	
Employee Benefits	0	
Contractual Services	0	
General Materials and Supplies	0	
Travel and Conference/Meeting Expense	0	
Fixed Charges	624,600	
Utilities	0	
Capital Outlay	0	
Other	0	
Provision for Contingency	0	
		624,600
Interfund Transfers Out		0
Total Bond and Interest Expenditures		624,600

FISCAL YEAR 2026 BUDGETED REVENUES

Auxiliary	Revenues	Totals
Student Tuition and Fees		
Resident	838,384	838,384
Out-of-District	15,072	15,072
Out-of-State	2,385	2,385
International	485	485
Application Fees	30,000	30,000
Sales and Service Fees		
Food/Cafeteria	652,000	652,000
Bookstore	855,290	855,290
Public Service/Community Education/Custom	1,326,823	1,326,823
Other Sales and Service	455,000	455,000
Facilities Revenue		
Facility/Misc Rentals	25,500	25,500
Other Sources		
Other Revenues	9,500	9,500
Transfers		
Transfers In	1,066,569	1,066,569
Total Auxiliary Revenues		5,277,008

FISCAL YEAR 2026 BUDGETED EXPENDITURES

Student Services		
Salaries	0	
Employee Benefits	0	
Contractual Services	1,000	
General Materials and Supplies	400	
Travel and Conference/Meeting Expense	0	
Fixed Charges	0	
Utilities	0	
Capital Outlay	0	
Other	0	
Provision for Contingency	0	
		1,400

Public Service/Continuing Education		
Salaries	410,657	
Employee Benefits	75,607	
Contractual Services	79,500	
General Materials and Supplies	101,250	
Travel and Conference/Meeting Expense	5,125	
Fixed Charges	2,200	
Utilities	0	
Capital Outlay	0	
Other	10,000	
Provision for Contingency	0	
		684,339
Auxiliary Services		
Salaries	2,287,879	
Employee Benefits	314,438	
Contractual Services	478,300	
General Materials and Supplies	1,384,050	
Travel and Conference/Meeting Expense	107,950	
Fixed Charges	14,000	
Utilities	4,000	
Capital Outlay	0	
Other	620	
Provision for Contingency	0	
		4,591,237
Interfund Transfers Out		0
Total Auxiliary Expenditures		5,276,976

FISCAL YEAR 2026 BUDGETED REVENUES

Restricted Purposes	Revenues	Totals
State Government		
State Grants	19,000	19,000
Special Initiatives Grant	133,172	133,172
Adult Education - State Basic Grant	292,830	292,830
Adult Education - Performance Grants	142,493	142,493
Other State Grant	96,833	96,833
Other State Sources	869,180	869,180
Federal Government		
Dept. Of Education - Direct Grants	7,899,196	7,899,196
Dept. Of Education - Other Sources	297,500	297,500
Non Governmental Gifts		
Non Governmental Gifts	459,209	459,209
Total Restricted Purposes Revenues		10,209,413

FISCAL YEAR 2026 BUDGETED EXPENDITURES

Other		
Salaries	0	
Employee Benefits	0	
Contractual Services	0	
General Materials and Supplies	0	
Travel and Conference/Meeting Expense	0	
Fixed Charges	0	
Utilities	0	
Capital Outlay	0	
Other	0	
Provision for Contingency	0	
		0

Instruction

Salaries	912,299	
Employee Benefits	36,277	
Contractual Services	0	
General Materials and Supplies	25,046	
Travel and Conference/Meeting Expense	2,100	
Fixed Charges	0	
Utilities	0	
Capital Outlay	859,421	
Other	16,300	
Provision for Contingency	0	
		1,851,443

Academic Support

Salaries	205,243	
Employee Benefits	66,500	
Contractual Services	133,172	
General Materials and Supplies	0	
Travel and Conference/Meeting Expense	3,500	
Fixed Charges	0	
Utilities	0	
Capital Outlay	0	
Other	1,500	
Provision for Contingency	0	
		409,915

Student Services

Salaries	420,786	
Employee Benefits	73,750	
Contractual Services	5,800	
General Materials and Supplies	6,844	
Travel and Conference/Meeting Expense	34,523	
Fixed Charges	0	
Utilities	1,083	
Capital Outlay	0	
Other	6,353,998	
Provision for Contingency	0	
		6,896,784

Public Service/Continuing Education		
Salaries	113,969	
Employee Benefits	31	
Contractual Services	197,961	
General Materials and Supplies	3,973	
Travel and Conference/Meeting Expense	4,327	
Fixed Charges	0	
Utilities	0	
Capital Outlay	0	
Other	3,400	
Provision for Contingency	0	
		323,661
Operation & Maintenance of Plant		
Salaries	0	
Employee Benefits	0	
Contractual Services	0	
General Materials and Supplies	24,000	
Travel and Conference/Meeting Expense	0	
Fixed Charges	0	
Utilities	0	
Capital Outlay	0	
Other	0	
Provision for Contingency	0	
		24,000
Scholarships, Student Grants & Waivers		
Salaries	103,610	
Employee Benefits	0	
Contractual Services	0	
General Materials and Supplies	0	
Travel and Conference/Meeting Expense	0	
Fixed Charges	0	
Utilities	0	
Capital Outlay	0	
Other	600,000	
Provision for Contingency	0	
		703,610
Interfund Transfers Out		0
Total Restricted Purposes Expenditures		10,209,413

FISCAL YEAR 2026 BUDGETED REVENUES

Working Cash	Revenues	Totals
Investment Revenue		
Investment Revenue	121,953	121,953
Total Working Cash Revenues		121,953

FISCAL YEAR 2026 BUDGETED EXPENDITURES

Revenue		
Salaries	0	
Employee Benefits	0	
Contractual Services	0	
General Materials and Supplies	0	
Travel and Conference/Meeting Expense	0	
Fixed Charges	0	
Utilities	0	
Capital Outlay	0	
Other	0	
Provision for Contingency	0	
		0
Interfund Transfers Out		0
Total Working Cash Expenditures		0

FISCAL YEAR 2026 BUDGETED REVENUES

Audit	Revenues	Totals
Local Government		
Local Taxes	95,000	95,000
Total Audit Revenues		95,000

FISCAL YEAR 2026 BUDGETED EXPENDITURES

Institutional Support		
Salaries	0	
Employee Benefits	0	
Contractual Services	91,000	
General Materials and Supplies	0	
Travel and Conference/Meeting Expense	0	
Fixed Charges	0	
Utilities	0	
Capital Outlay	0	
Other	0	
Provision for Contingency	0	
		91,000
Interfund Transfers Out		0
Total Audit Expenditures		91,000

FISCAL YEAR 2026 BUDGETED REVENUES

Liability, Protection & Settlement	Revenues	Totals
Local Government		
Local Taxes	734,648	734,648
Investment Revenue		
Investment Revenue	24,148	24,148
Total Liability, Protection & Settlement Revenues		758,796

FISCAL YEAR 2026 BUDGETED EXPENDITURES

Institutional Support		
Salaries	0	
Employee Benefits	616,740	
Contractual Services	0	
General Materials and Supplies	0	
Travel and Conference/Meeting Expense	0	
Fixed Charges	129,646	
Utilities	0	
Capital Outlay	0	
Other	0	
Provision for Contingency	0	
		746,386
Interfund Transfers Out		0
Total Liability, Protection & Settlement Expenditures		746,386

FISCAL YEAR 2026 BUDGETED REVENUES

OPEB Liability	Revenues	Totals
Other Sources		
Other Revenues	1,500,000	1,500,000
Total OPEB Liability Revenues		1,500,000

FISCAL YEAR 2026 BUDGETED EXPENDITURES

Instruction		
Salaries	0	
Employee Benefits	180,594	
Contractual Services	0	
General Materials and Supplies	0	
Travel and Conference/Meeting Expense	0	
Fixed Charges	0	
Utilities	0	
Capital Outlay	0	
Other	0	
Provision for Contingency	0	
		180,594
Academic Support		
Salaries	0	
Employee Benefits	148,026	
Contractual Services	0	
General Materials and Supplies	0	
Travel and Conference/Meeting Expense	0	
Fixed Charges	0	
Utilities	0	
Capital Outlay	0	
Other	0	
Provision for Contingency	0	
		148,026
Student Services		
Salaries	0	
Employee Benefits	631,346	
Contractual Services	0	
General Materials and Supplies	0	
Travel and Conference/Meeting Expense	0	
Fixed Charges	0	
Utilities	0	
Capital Outlay	0	
Other	0	
Provision for Contingency	0	

		631,346
Public Service/Continuing Education		
Salaries	0	
Employee Benefits	1,552,722	
Contractual Services	0	
General Materials and Supplies	0	
Travel and Conference/Meeting Expense	0	
Fixed Charges	0	
Utilities	0	
Capital Outlay	0	
Other	0	
Provision for Contingency	0	
		1,552,722
Auxiliary Services		
Salaries	0	
Employee Benefits	60,340	
Contractual Services	0	
General Materials and Supplies	0	
Travel and Conference/Meeting Expense	0	
Fixed Charges	0	
Utilities	0	
Capital Outlay	0	
Other	0	
Provision for Contingency	0	
		60,340
Operation & Maintenance of Plant		
Salaries	0	
Employee Benefits	121,068	
Contractual Services	0	
General Materials and Supplies	0	
Travel and Conference/Meeting Expense	0	
Fixed Charges	0	
Utilities	0	
Capital Outlay	0	
Other	0	
Provision for Contingency	0	
		121,068

Institutional Support		
Salaries	0	
Employee Benefits	7,284	
Contractual Services	0	
General Materials and Supplies	0	
Travel and Conference/Meeting Expense	0	
Fixed Charges	0	
Utilities	0	
Capital Outlay	0	
Other	0	
Provision for Contingency	0	
		7,284
Scholarships, Student Grants & Waivers		
Salaries	0	
Employee Benefits	298,618	
Contractual Services	0	
General Materials and Supplies	0	
Travel and Conference/Meeting Expense	0	
Fixed Charges	0	
Utilities	0	
Capital Outlay	0	
Other	0	
Provision for Contingency	0	
		298,618
Interfund Transfers Out		0
Total OPEB Liability Expenditures		2,999,998

McHenry County College
Proposed Capital Outlay Expenditures
Fiscal Year 2026

Instruction

01-1010-101068-580600000	Equipment	5,000		
			5,000	
01-1020-102016-580600000	Equipment	25,000		
			25,000	
01-1030-102030-580600000	Anticipated need to non-capital tools and equipment	5,000		
			5,000	
01-1030-102036-580600000	Anticipated need to non-capital tools and equipment	5,000		
			5,000	
01-1030-102040-580600000	Anticipated need to non-capital tools and equipment	7,500		
			7,500	
01-1030-102050-580600000	Anticipated need to non-capital tools and equipment	7,500		
			7,500	
01-1030-102055-580600000	Anticipated need to non-capital tools and equipment	5,000		
			5,000	
01-1040-103070-580600000	Added program	10,000		
			10,000	
01-1040-103080-580600000	Philips Health Care Equipment @$501,224 but charge $73,000 to PATH Grant in Fund 06	428,224		
01-1040-103080-580600000	Added program	10,000		
			438,224	
01-1040-103090-580600000	New Program 1/2 Year(Begins 2026)	5,000		
			5,000	
	TOTAL INSTRUCTION CAPITAL OUTLAY			513,224

Academic Support

01-2080-201010-580600000	Academic Program Equipment	100,000		
			100,000	
	TOTAL ACADEMIC SUPPORT CAPITAL OUTLAY			100,000

Public Service/Continuing Education

01-4010-401034-580600000	same	6,000		
			6,000	
	TOTAL PUBLIC SERVICE/CONTINUING EDUCATION CAPITAL OUTLAY			6,000

Institutional Support

01-8020-501010-580600005	Equipment	1,000		
			1,000	
01-8060-501016-580500000	PBF for other expense or cuts was $25k	25,000		
01-8060-501016-580900060	PBF for other expense or cuts was $25k	25,000		
			50,000	
01-8030-501032-580500000	Equipment	1,500		
			1,500	
01-8080-504010-580500000	Equipment	7,500		
01-8080-504010-580500000	PC Initiative: Camera/door access replacement for Campus Safety (5yr lease $634,675)	126,935		
01-8080-504010-580500000	PC Initiative: interest cost for Verkada 5 year lease	16,595		
			151,030	
01-8080-504020-580500000	Equipment/Software	56,000		
			56,000	
	TOTAL INSTITUTIONAL SUPPORT CAPITAL OUTLAY			259,530
TOTAL EDUCATION FUND CAPITAL OUTLAY				878,754

Operation & Maintenance of Plant

02-7010-505015-580700000	Need lifts, Cart	25,000		
			25,000	
02-7030-505035-580700000	Robotic Mower	25,000		
			25,000	
02-7050-505040-580700000	7-8 passenger Minivan for college travel in place of 4th bus lease	35,000		
			35,000	
02-7090-505050-580900060	RTU for Engagment Hall Addition	277,404		
02-7090-505050-580200000	PC Initiative: Softball Pressbox-Storage Bldgs	100,000		
02-7090-505050-580200000	PC Initiative: Pressbox carryover from FY2025 rebudgeted	25,000		
02-7090-505050-580900007	PBF : For fire tower, Engagement Hall, and other needs assoicated with civil or architectual needs for approved projects if unable to cover under 03-8020-501030	265,000		
02-7090-505050-580900060	Upgrade 2 Boilers and 1 Waterheater in A building to high efficency @ $250,000 Defer to FY2027 - Campus renovations/furniture needs @ $236,000 Locker Room Lights to LED $50,000 Ceiling Tiles Replacment @ $50,000 Student Services condensor replacment @ $80,000 Cataylst Campus RTU replacement 2 @ $17,000 each Art Hall VCT removal & polish concrete @ $40,000 Concrete Repair (lifting) to sidewalks @ $50,000 Additional Office Furniture, hall furniture @ $110,000	664,000		
02-7090-505050-580700000	PBF Misc Equip, Engagement Hall Materials, Other Facilities Needs	15,000		
			1,346,404	
	TOTAL OPERATION & MAINTENANCE OF PLANT CAPITAL OUTLAY			1,431,404
TOTAL OPERATIONS AND MAINTENANCE FUND CAPITAL OUTLAY				1,431,404

Institutional Support

03-8020-501030-580100000	FY2025 2nd Payment for UC building payable in June '24 due 7/1/2024 @ $300k FY2026 3rd Payment for UC building payable in June '25 due 7/1/2025 @ $300k FY2027 4th Payment for UC building payable in June '26 due 7/1/2026 @ $500k	500,000		
03-8020-501030-580900000	Projects: #9: Library Renovation Phase I @ $4,487,000 #10: Fire Tower (building) @ $1,300,000 #11: Backfill Renovations D & E @ $1,604,190 #12: Engagement Hall @ $7,148,182 # 13: New Program Renovations/Equip @ $1,614,855	17,900,031		
03-8020-501030-580900007	Misc A/E fees and other expenses related to projects 9 thru 14	526,253		
			18,926,284	
03-8020-501049-580500000	TBD - GASB entries year end check with Paula on entry amts??	1,241,619		
			1,241,619	
03-8020-501054-580500000	TBD - GASB entries year end check with Paula on entry amts??	1,000,000		
			1,000,000	
03-8060-501060-580300000	CATIl Building cost	29,670,101		
			29,670,101	
	TOTAL INSTITUTIONAL SUPPORT CAPITAL OUTLAY			50,838,004
TOTAL OPERATIONS AND MAINTENANCE RESTRICTED FUND CAPITAL OUTLAY				50,838,004

Instruction

06-1030-904197-580600000	Grant funded program equipment and projects	859,421		
			859,421	
	TOTAL INSTRUCTION CAPITAL OUTLAY			859,421
TOTAL RESTRICTED PURPOSES FUND CAPITAL OUTLAY				859,421

TOTAL OF CAPITAL OUTLAY - ALL FUNDS	54,007,583

This page left blank intentionally

Cash Flow Budget

This page left blank intentionally

FY26 Estimated Cash Flow

Cat	Category Description	Jul	Aug	Sep	Oct	Nov	Dec	Jan	Feb	Mar	Apr	May	Jun	Total
	Beginning Balance (All Funds)	128,275,211	126,885,045	132,806,039	128,517,747	123,306,368	118,193,557	117,449,544	111,419,190	105,326,676	100,124,142	97,185,507	105,697,159	128,275,211
41	Local Governmental Sources	1,232,155	12,013,508	308,039	308,039	-	3,080	-	-	-	1,848,232	14,477,817	616,077	30,806,946
42	State Governmental Sources	3,812,563	2,426,176	3,465,966	2,079,580	2,772,773	4,852,353	1,732,983	2,426,176	2,772,773	2,772,773	2,426,176	3,119,370	34,659,664
43	Federal Governmental Sources	901,637	573,769	819,670	491,802	655,736	1,147,537	409,835	573,769	655,736	655,736	573,769	737,703	8,196,696
44	Student Tuition & Fees	1,863,033	1,185,566	1,693,666	1,016,200	1,354,933	2,371,133	846,833	1,185,566	1,354,933	1,354,933	1,185,566	1,524,300	16,936,664
45	Sales & Service Fees	381,162	242,558	346,511	207,907	277,209	485,116	173,256	242,558	277,209	277,209	242,558	311,860	3,465,113
46	Facilities Revenue	3,706	3,706	3,706	3,706	3,706	3,706	3,706	3,706	3,706	3,706	3,706	3,706	44,466
47	Investment Revenue	113,485	113,485	113,485	113,485	113,485	113,485	113,485	113,485	113,485	113,485	113,485	113,485	1,361,821
48	Nongovernmental Gifts, Scholarships, Grants & Bequests	51,723	32,915	47,021	28,213	37,617	65,829	23,510	32,915	37,617	37,617	32,915	42,319	470,209
49	Other Revenue	2,699,745	2,699,745	2,699,745	2,699,745	2,699,745	2,699,745	2,699,745	2,699,745	2,699,745	2,699,745	2,699,745	2,699,745	32,396,941
	Net Cash Inflow	11,059,208	19,291,428	9,497,809	6,948,675	7,915,203	11,741,984	6,003,353	7,277,920	7,915,203	9,763,435	21,755,737	9,168,564	128,338,520
51	Salaries	3,081,167	3,227,889	3,374,611	2,934,445	3,374,611	3,227,889	2,934,445	3,227,889	3,227,889	3,081,167	3,227,889	3,521,333	38,441,223
52	Employee Benefits	2,994,545	3,137,142	3,279,740	2,851,948	3,279,740	3,137,142	2,851,948	3,137,142	3,137,142	2,994,545	3,137,142	3,422,337	37,360,513
53	Contractual Services	420,906	771,661	841,812	420,906	420,906	280,604	350,755	771,661	631,359	561,208	701,510	841,812	7,015,099
54	General Materials & Supplies	337,181	618,166	674,363	337,181	337,181	224,788	280,984	618,166	505,772	449,575	561,969	674,363	5,619,688
55	Travel & Conference/Meeting	58,384	58,384	58,384	58,384	58,384	58,384	58,384	58,384	58,384	58,384	58,384	58,384	700,610
56	Fixed Charges	200,253	200,253	200,253	200,253	200,253	200,253	200,253	200,253	200,253	200,253	200,253	200,253	2,403,032
57	Utilities	125,655	125,655	125,655	125,655	125,655	125,655	125,655	125,655	125,655	125,655	125,655	125,655	1,507,863
58	Capital Outlay	4,500,632	4,500,632	4,500,632	4,500,632	4,500,632	4,500,632	4,500,632	4,500,632	4,500,632	4,500,632	4,500,632	4,500,632	54,007,583
59	Other Expenditures	722,318	722,318	722,318	722,318	722,318	722,318	722,318	722,318	722,318	722,318	722,318	722,318	8,667,818
60	Contingency	8,333	8,333	8,333	8,333	8,333	8,333	8,333	8,333	8,333	8,333	8,333	8,333	100,000
	Net Cash Outflow	12,449,374	13,370,433	13,786,101	12,160,055	13,028,014	12,485,998	12,033,707	13,370,433	13,117,738	12,702,070	13,244,085	14,075,420	155,823,429
	Net Cash (Out)/In Flow	(1,390,166)	5,920,994	(4,288,292)	(5,211,380)	(5,112,810)	(744,014)	(6,030,354)	(6,092,513)	(5,202,534)	(2,938,635)	8,511,651	(4,906,856)	(27,484,909)
	Ending Balance (All Funds)	126,885,045	132,806,039	128,517,747	123,306,368	118,193,557	117,449,544	111,419,190	105,326,676	100,124,142	97,185,507	105,697,159	100,790,302	100,790,302

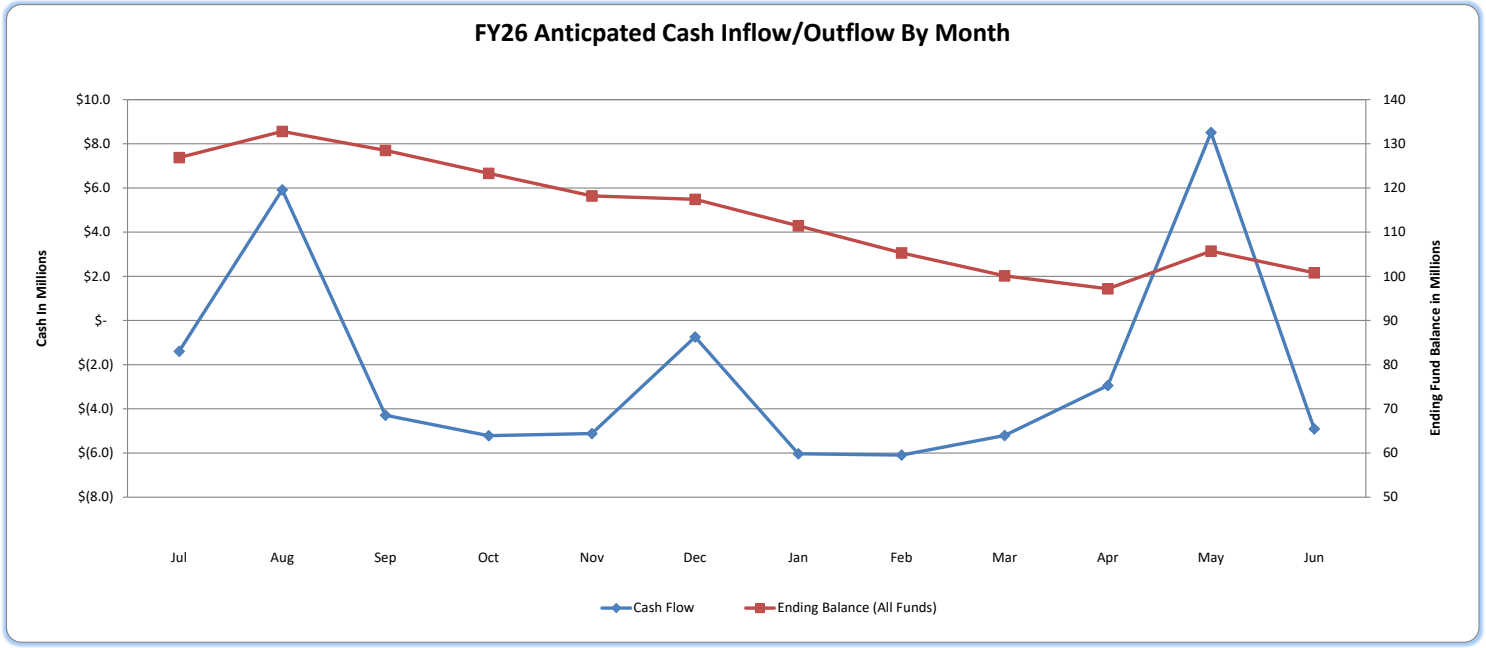

This page left blank intentionally

Historical & Statistical Information

This page left blank intentionally

ENDING FUND BALANCE BY FUND-MCHENRY COUNTY COLLEGE

FY	01 Education Fund	02 Operations & Maintenance Fund	03 Operations & Maintenance (Restricted) Fund	04 Bond & Interest Fund	05 Auxilliary Entrerprises Fund	06 Restricted Purposes Fund	07 Working Cash Fund	10 Trust & Agency Fund	11 Audit Fund	12 Liability Protection & Settlement Fund	All Funds	08[1] General Fixed Asset Fund	09[1] General Long-Debt Fund	17[1] OPEB Liability	Total Of All Funds
2008	14,376,767	1,275,072	4,610,581	-	310,800	51,681	2,804,810	-	283,234	3,756,219	27,469,164	34,084,319	(6,818,327)	-	54,735,156
2009	15,026,720	1,957,085	6,333,894	-	319,029	51,681	2,810,719	-	242,029	3,147,359	29,888,516	34,841,945	(15,571,153)	-	49,159,308
2010	18,102,114	3,654,494	7,964,902	-	811,640	51,681	2,811,516	-	151,727	2,271,676	35,819,750	34,024,483	(14,094,092)	-	55,750,141
2011	20,787,146	4,310,159	10,200,757	-	1,520,370	51,681	2,814,249	-	64,912	1,283,763	41,033,037	34,437,939	(12,607,632)	-	62,863,344
2012	19,374,545	5,547,232	13,046,400	-	1,853,907	72,063	2,817,154	-	(40,101)	320,836	42,992,036	37,068,468	(10,423,352)	-	69,637,152
2013	19,649,623	4,672,822	11,707,028	-	2,088,052	64,643	2,820,030	-	47,736	801,510	41,851,444	41,683,670	(8,208,905)	-	75,326,209
2014	18,387,214	5,715,263	10,896,967	-	1,912,834	60,260	2,821,100	-	62,702	678,115	40,534,455	47,924,544	(8,873,881)	-	79,585,118
2015	18,291,358	7,188,155	10,787,562	-	1,353,262	51,623	2,835,564	-	79,017	790,024	41,376,565	48,096,765	(7,681,992)	-	81,791,338
2016	16,869,224	7,589,495	10,747,947	-	947,291	42,263	2,861,877	-	86,998	862,425	40,007,520	48,027,123	(6,662,802)	-	81,371,841
2017	17,178,954	8,011,018	18,625,300	-	438,628	33,704	2,873,334	-	79,500	805,344	48,045,782	50,027,170	(15,223,183)	-	82,849,769
2018	18,354,274	8,975,643	7,466,552	(82,352)	225,811	23,178	2,881,170	-	75,367	736,571	38,656,214	63,381,587	(13,265,552)	(26,030,570)	62,741,679
2019	19,814,385	9,514,021	5,221,169	14,305	224,674	7,748	2,966,245	-	68,374	696,447	38,527,368	66,992,000	(12,262,958)	(27,495,528)	65,760,882
2020	22,245,549	6,863,766	5,541,186	124,439	8,597	483	3,048,914	390,048	60,664	593,619	38,877,265	71,696,118	(11,388,252)	(27,919,259)	71,265,872
2021	24,117,766	8,193,267	5,654,508	221,886	522,810	(4,525)	3,056,600	410,950	58,348	618,749	42,850,359	70,248,226	(10,700,905)	(27,928,385)	74,469,295
2022	25,093,593	5,779,438	7,914,874	334,743	167,528	(11,346)	3,010,717	403,874	52,685	635,329	43,381,435	73,557,934	(10,180,383)	(27,518,845)	79,240,141
2023	24,719,477	5,786,437	9,578,171	443,504	122,085	(14,295)	3,033,493	421,199	48,973	602,799	44,741,843	76,971,160	(12,743,878)	(23,568,094)	85,401,031
2024	22,118,820	6,239,165	15,372,013	533,585	316,304	(26,833)	1,955,562	434,047	34,170	624,132	47,600,965	98,795,671	(12,404,869)	(19,599,752)	114,392,015
MCC Average Fund Balance from 2008 through 2024															
	19,676,913	5,957,208	9,509,989	93,536	773,154	29,746	2,836,650	121,183	85,667	1,130,877	40,214,925	54,815,242	(11,124,242)	(10,591,790)	73,314,135
MCC Budgeted FY25 Estimated Ending Fund Balance*															
	15,133,943	6,285,682	26,260,797	652,624	361,265	(34,979)	2,172,118	453,670	47,026	591,103	51,923,249	106,902,777	(10,951,063)	(19,599,752)	128,275,211
Difference Between the Average (FY08-FY24) Fund Balances and MCC Estimated FY25 Ending Fund Balance*															
	(4,542,970)	328,474	16,750,808		(411,889)	(64,725)	(664,532)	332,487	(38,641)	(539,774)	11,708,324	52,087,535	173,179		54,961,076
Most Current Available State Average FY2022 **															
	25,796,407	6,984,938	23,680,703	1,831,418	3,687,244	5,562,604	10,473,656		65,065	2,494,874	80,576,910				80,576,910
Difference Between the State Average Fund Balances and MCC Estimated FY25 Ending Fund Balances															
	(10,662,464)	(699,256)	2,580,094	(1,178,794)	(3,325,979)	(5,597,583)	(8,301,538)	453,670	(18,039)	(1,903,771)	(28,653,661)				

[1] *Calculations exclude Fund 08, Fund 09 and Fund 17 for comparison purposes across the State*

**Balances are estimated due to the fiscal year not being closed*

***Most current data available for the State*

ILLINOIS COMMUNITY COLLEGE
TUITION AND FEE RATES
PER SEMESTER HOUR

Dist.	College	FY10	FY11	FY12	FY13	FY14	FY15	FY16	FY17	FY18	FY19	FY20	FY21	FY22	FY23	FY24*	FY25*	FY26*
501	Kaskaskia College	81.00	88.00	96.00	104.00	111.00	119.00	131.00	149.00	149.00	149.00	152.00	152.00	152.00	160.00	160.00	160.00	160.00
502	College of DuPage	116.00	129.00	132.00	136.00	140.00	144.00	135.00	135.00	135.00	136.00	138.00	138.00	138.00	152.00	152.00	152.00	152.00
503	Black Hawk College	89.50	94.50	98.50	107.50	115.00	120.00	135.00	147.00	149.00	149.00	149.00	149.00	149.00	164.00	164.00	164.00	174.00
504	Triton College	72.00	93.00	101.00	106.00	103.00	121.00	129.00	129.00	134.00	139.00	149.00	149.00	154.00	169.00	169.00	169.00	169.00
505	Parkland College	92.00	102.00	107.00	112.00	117.50	131.50	140.50	157.00	164.00	164.00	171.00	171.00	171.00	178.50	178.50	178.50	185.00
506	Sauk Valley Community College	89.00	99.00	99.00	101.00	103.00	107.00	111.00	120.00	134.00	139.00	151.00	146.00	155.00	168.00	168.00	168.00	174.00
507	Danville Area Community College	91.00	101.00	107.00	110.00	120.00	125.00	115.00	125.00	135.00	155.00	165.00	160.00	170.00	185.00	185.00	185.00	185.00
508	City Colleges of Chicago	91.50	100.33	102.33	102.33	102.33	102.33	116.86	116.86	146.00	146.00	146.00	146.00	146.00	153.00	153.00	153.00	153.00
509	Elgin Community College	91.00	91.00	99.00	105.00	109.00	114.00	119.00	125.00	129.00	132.00	132.00	132.00	132.00	135.00	135.00	135.00	138.00
510	South Suburban College	103.75	115.75	125.75	125.75	137.75	137.75	135.00	135.00	145.00	169.75	169.75	169.75	169.75	169.75	169.75	169.75	169.75
511	Rock Valley College	74.00	80.00	93.00	93.00	97.00	101.00	101.00	110.00	125.00	125.00	130.00	130.00	132.00	144.00	144.00	144.00	144.00
512	Harper College	104.00	112.50	118.50	122.50	124.50	126.25	135.25	135.25	141.00	148.75	152.50	152.50	152.50	157.50	157.50	157.50	163.50
513	Illinois Valley Community College	69.75	75.75	83.52	91.77	101.00	111.00	111.60	116.60	122.60	133.00	133.00	133.00	133.00	140.00	140.00	140.00	146.00
514	Illinois Central College	87.00	93.00	102.00	106.50	115.00	125.00	135.00	140.00	143.00	150.00	150.00	155.00	155.00	160.00	160.00	160.00	165.00
515	Prairie State College	92.00	97.00	104.00	116.00	124.00	140.50	159.00	171.00	174.00	174.00	174.00	174.00	174.00	174.00	174.00	174.00	174.00
516	Waubonsee Community College	90.00	98.00	100.00	102.00	105.00	112.00	118.00	126.00	134.00	136.00	140.00	140.00	140.00	146.00	146.00	146.00	149.00
517	Lake Land College	84.80	92.80	95.80	100.80	107.80	115.30	115.30	126.30	133.00	137.00	137.67	142.67	142.67	147.17	147.17	147.17	147.17
518	Carl Sandburg College	131.00	134.50	138.00	138.00	140.00	145.00	150.00	155.00	160.00	165.00	186.00	170.00	175.00	178.00	178.00	178.00	178.00
519	Highland Community College	91.00	103.00	108.00	114.00	131.00	118.00	123.00	129.00	141.00	173.00	178.00	186.00	186.00	204.00	204.00	204.00	214.00
520	Kankakee Community College	84.00	99.00	107.00	113.00	117.00	125.00	135.00	142.00	147.00	154.00	165.00	165.00	165.00	174.00	174.00	174.00	174.00
521	Rend Lake College	79.00	88.00	96.00	96.00	95.00	100.00	110.00	125.00	125.00	130.00	135.00	135.00	135.00	150.00	150.00	150.00	152.00
522	Southwestern Illinois College	85.00	93.00	99.00	104.00	108.00	111.00	114.00	114.00	122.00	122.00	122.00	122.00	122.00	132.00	132.00	132.00	132.00
523	Kishwaukee College	83.00	89.00	98.00	100.00	112.00	125.00	131.00	141.00	142.00	159.00	164.00	164.00	164.00	152.00	152.00	152.00	152.00
524	Moraine Valley Community College	92.00	100.00	108.00	121.00	126.00	131.00	133.00	139.00	142.00	145.00	151.00	151.00	153.00	159.00	159.00	159.00	164.00
525	Joliet Junior College	93.00	103.00	103.00	107.00	107.00	115.00	115.00	125.00	144.00	146.00	148.00	148.00	148.00	151.00	151.00	151.00	151.00
526	Lincoln Land Community College	90.00	94.00	100.50	107.00	110.00	114.50	121.00	126.00	132.00	140.50	144.00	144.00	150.50	156.00	156.00	156.00	159.50
527	Morton College	80.00	99.00	99.00	99.00	99.00	110.50	114.50	121.00	128.00	136.00	148.00	148.00	148.00	152.00	152.00	152.00	152.00
528	**McHenry County College**	**89.00**	**91.00**	**99.00**	**99.00**	**102.00**	**105.00**	**110.00**	**113.00**	**121.00**	**123.75**	**126.75**	**128.25**	**128.25**	**128.25**	**133.25**	**138.25**	**138.25**
529	Illinois Eastern Community College	67.00	86.00	86.00	89.00	92.00	92.00	98.00	108.00	115.00	120.00	132.00	132.00	132.00	171.00	171.00	171.00	171.00
530	John A. Logan College	76.00	84.00	92.00	92.00	97.00	99.00	109.00	109.00	115.00	120.00	130.00	130.00	138.00	150.00	150.00	150.00	150.00
531	Shawnee Community College	77.00	87.00	92.00	92.00	95.00	95.00	99.00	109.00	115.00	125.00	140.00	140.00	140.00	155.00	155.00	155.00	155.00
532	College of Lake County	95.00	106.00	109.00	112.00	112.00	121.00	129.00	135.00	138.00	141.00	144.00	147.00	147.00	171.00	171.00	171.00	175.00
533	Southeastern Illinois College	79.00	87.00	92.00	92.00	95.00	97.00	99.00	113.00	126.00	130.00	134.00	136.00	138.00	152.00	152.00	152.00	152.00
534	Spoon River College	89.00	100.00	103.00	113.00	125.00	135.00	140.00	150.00	160.00	165.00	170.00	170.00	174.00	203.00	203.00	203.00	203.00
535	Oakton Community College	88.60	91.00	91.00	93.75	100.34	108.25	111.25	123.25	136.25	141.25	138.25	141.25	141.25	141.25	141.25	141.25	141.25
536	Lewis & Clark Community College	94.00	104.00	110.00	114.00	118.00	121.00	128.00	128.00	143.00	148.00	148.00	148.00	148.00	155.00	155.00	155.00	162.00
537	Richland Community College	83.00	89.00	96.00	101.00	107.00	114.00	114.00	129.00	133.00	147.00	153.00	153.00	153.00	154.00	154.00	154.00	157.00
539	John Wood Community College	107.00	127.00	130.00	133.00	133.00	142.00	142.00	157.00	160.00	163.00	163.00	163.00	163.00	170.00	170.00	170.00	170.00
540	Heartland Community College	95.00	115.00	131.00	136.00	139.00	139.00	142.00	144.00	148.00	153.00	158.00	163.00	169.00	185.00	185.00	185.00	185.00
	State Average	**88.87**	**98.26**	**103.89**	**107.89**	**112.65**	**118.36**	**123.34**	**130.75**	**138.10**	**144.36**	**149.18**	**149.34**	**150.87**	**160.16**	**160.29**	**160.42**	**162.47**

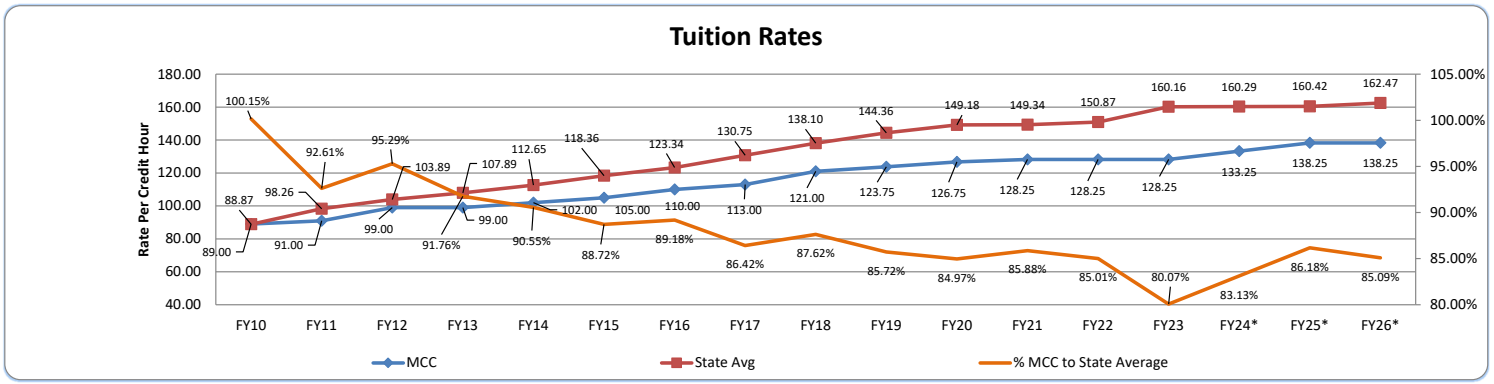

** numbers have not been officially verified for all colleges or ICCB as of this printing*

McHENRY COUNTY COLLEGE
COMMUNITY COLLEGE DISTRICT NUMBER 528

HISTORY OF TUITION AND FEE RATES

FY2001 thru FY2026

Fiscal Year	Tuition	Technology	Total	% Change
2001	46.00	5.00	51.00	8.5%
2002	46.00	5.00	51.00	0.0%
2003	49.00	8.00	57.00	11.8%
2004	53.00	9.00	62.00	8.8%
2005	58.00	9.00	67.00	8.1%
2006	63.00	9.00	72.00	7.5%
2007	68.00	9.00	77.00	6.9%
2008	73.00	9.00	82.00	6.5%
2009	77.00	9.00	86.00	4.9%
2010	80.00	9.00	89.00	3.5%
2011	82.00	9.00	91.00	2.2%
2012	90.00	9.00	99.00	8.8%
2013	90.00	9.00	99.00	0.0%
2014	93.00	9.00	102.00	3.0%
2015	96.00	9.00	105.00	2.9%
2016	101.00	9.00	110.00	4.8%
2017	104.00	9.00	113.00	2.7%
2018	104.00	17.00	121.00	7.1%
2019	107.00	16.75	123.75	2.3%
2020	110.00	16.75	126.75	2.4%
2021	111.50	16.75	128.25	1.2%
2022	111.50	16.75	128.25	0.0%
2023	111.50	16.75	128.25	0.0%
2024	116.50	16.75	133.25	3.9%
2025	121.50	16.75	138.25	3.8%
2026	121.50	16.75	138.25	0.0%

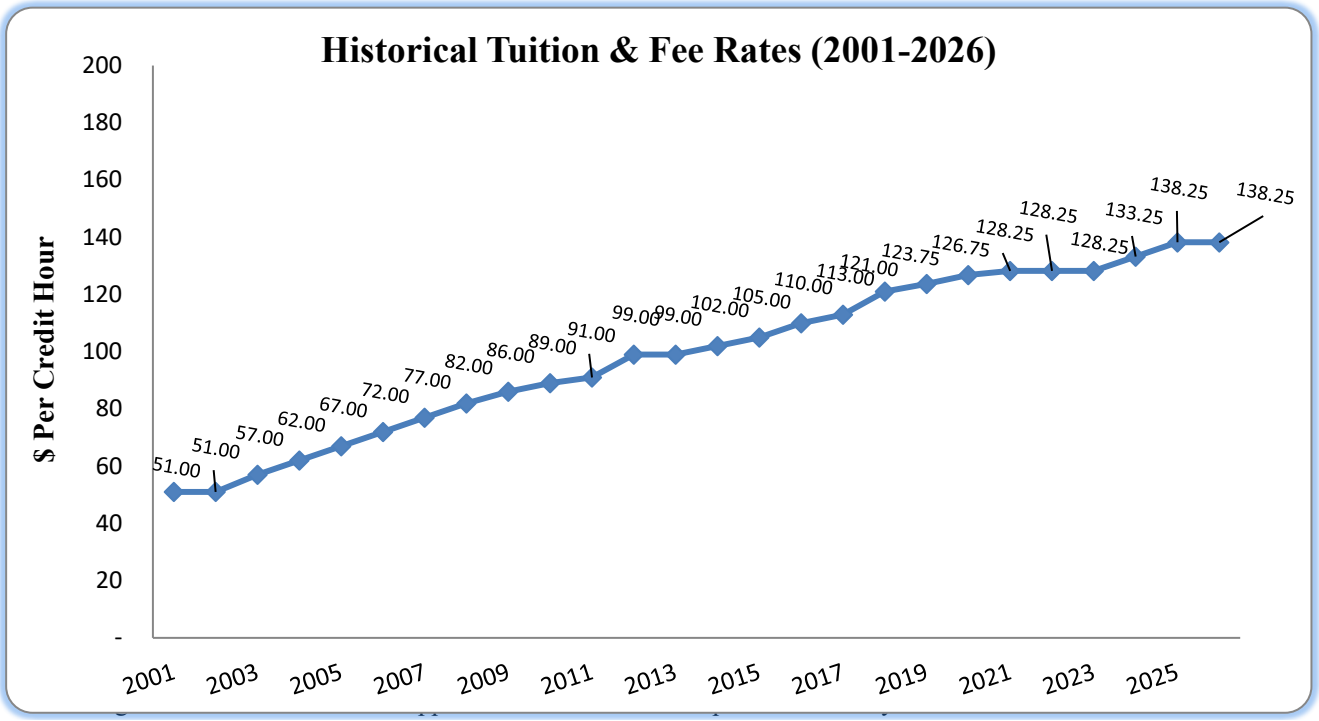

McHENRY COUNTY COLLEGE
COMMUNITY COLLEGE DISTRICT NUMBER 528

ENROLLMENT HISTORY vs. McHENRY COUNTY UNEMPLOYMENT RATE
FY2000 thru FY2025*

Fiscal Year		Credit Hours**	Percent Change	Summer Enrollment Headcount	Summer Enrollment FTE	Fall Enrollment Headcount	Fall Enrollment FTE	Spring Enrollment Headcount	Spring Enrollment FTE	Unemployment***		Chng
2000		100,033	21.9%	3,394	797	6,393	2,975	6,547	2,897	3.7%		
2001		102,502	2.5%	3,538	805	6,816	3,063	6,778	2,965	4.8%		1.1%
2002		108,926	6.3%	3,797	872	6,958	3,213	6,926	3,176	5.8%		1.0%
2003		115,741	6.3%	3,895	973	7,112	3,421	6,939	3,323	6.0%		0.2%
2004		120,788	4.4%	3,984	1,026	7,110	3,606	6,916	3,421	5.3%		-0.6%
2005		119,872	-0.8%	3,883	1,038	6,991	3,574	6,689	3,366	5.2%		-0.1%
2006		121,521	1.4%	3,914	1,000	6,926	3,601	6,880	3,500	3.9%		-1.3%
2007		124,079	2.1%	3,854	1,009	6,792	3,651	6,598	3,613	4.5%		0.6%
2008		121,574	-2.0%	3,710	1,600	6,510	3,600	6,539	3,584	5.9%		1.4%
2009		124,189	2.2%	3,475	1,660	6,585	3,698	6,514	3,671	9.5%		3.7%
2010		154,620	28.04%	3,782	2,977	7,555	4,678	7,551	4,571	10.5%		1.0%
2011		154,737	0.1%	3,982	1,163	7,853	4,693	7,610	4,458	10.0%		-0.5%
2012		144,578	-6.6%	3,935	1,178	7,465	4,327	7,189	4,146	9.0%		-1.0%
2013		146,581	1.4%	3,816	1,078	6,976	4,320	7,492	4,347	8.7%		-0.2%
2014		141,828	-3.2%	3,692	1,078	7,332	4,327	6,948	4,020	6.7%		-2.1%
2015		135,345	-4.6%	3,358	1,001	7,307	4,033	6,973	3,988	5.5%		-1.2%
2016		128,393	-5.1%	3,172	914	6,821	3,888	6,919	3,756	5.4%		-0.1%
2017		122,406	-4.7%	3,125	891	6,696	3,726	6,711	3,543	4.5%		-1.0%
2018		126,130	3.0%	2,829	825	7,160	3,860	7,240	3,724	3.6%		-0.9%
2019		128,048	1.5%	2,998	879	7,283	3,877	7,306	3,780	3.4%		-0.2%
2020		130,345	1.8%	2,640	800	7,608	3,959	7,943	3,931	8.3%		4.9%
2021		133,651	2.5%	2,968	863	8,018	4,079	8,186	3,968	4.8%		-3.6%
2022		142,695	6.8%	3,188	962	9,046	4,350	9,053	4,201	3.9%		-0.9%
2023		152,426	6.8%	2,867	879	9,311	4,483	9,607	4,800	3.7%	*	-0.2%
2024	*	148,690	-2.5%	2,960	880	9,469	4,503	9,397	4,529	4.5%	*	0.8%
2025		157,159	5.7%	2,844	934	8,386	4,457	8,510	4,423	3.8%	*	-0.7%

* *Forecasted Estimate*
** *Source A1 Report from Institutional Research*
*** *Source: Bureau of Labor Statistics*

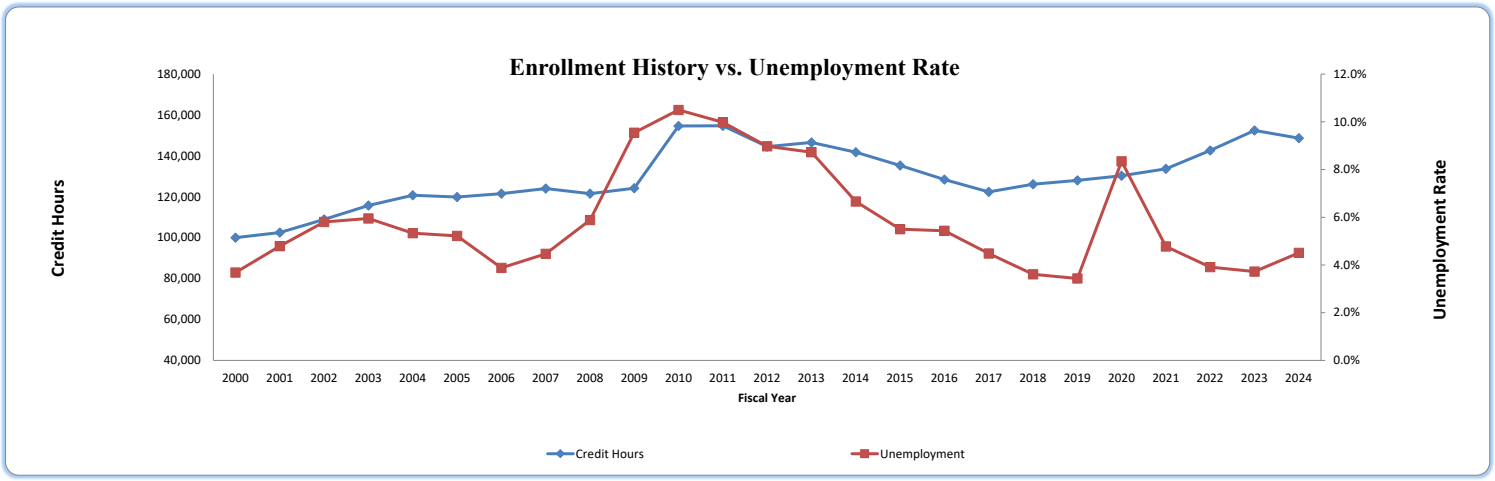

McHENRY COUNTY COLLEGE
COMMUNITY COLLEGE DISTRICT NUMBER 528

Historial Tuition & Fee Rate, Credit Hours, And Elasticity of Demand
FY2001 thru FY2025*

Fiscal Year	Tuition	Technology/Infrastructure	Tuition & Fee Rate	Credit Hours	E_d
1998	$ 40.00	$ -	$ 40.00	80,486	
1999	$ 42.00	$ 3.00	$ 45.00	82,091	0.16 = RI
2000	$ 44.00	$ 3.00	$ 47.00	100,033	4.92 = RI
2001	$ 46.00	$ 5.00	$ 51.00	102,502	0.29 = RI
2002	$ 46.00	$ 5.00	$ 51.00	108,926	0.00 = RI
2003	$ 49.00	$ 8.00	$ 57.00	115,741	0.53 = RI
2004	$ 53.00	$ 9.00	$ 62.00	120,788	0.50 = RI
2005	$ 58.00	$ 9.00	$ 67.00	119,872	-0.09 = RI
2006	$ 63.00	$ 9.00	$ 72.00	121,521	0.18 = RI
2007	$ 68.00	$ 9.00	$ 77.00	124,079	0.30 = RI
2008	$ 73.00	$ 9.00	$ 82.00	121,574	-0.31 = RI
2009	$ 77.00	$ 9.00	$ 86.00	124,189	0.44 = RI
2010	$ 80.00	$ 9.00	$ 89.00	154,620	7.02 = RI
2011	$ 82.00	$ 9.00	$ 91.00	154,737	0.03 = RI
2012	$ 90.00	$ 9.00	$ 99.00	144,578	-0.75 = RI
2013	$ 90.00	$ 9.00	$ 99.00	146,581	0.00 = RI
2014	$ 93.00	$ 9.00	$ 102.00	141,828	-1.07 = RE
2015	$ 96.00	$ 9.00	$ 105.00	135,345	-1.55 = RE
2016	$ 101.00	$ 9.00	$ 110.00	128,393	-1.08 = RE
2017	$ 104.00	$ 9.00	$ 113.00	122,406	-1.71 = RE
2018	$ 104.00	$ 17.00	$ 121.00	126,130	0.43 = RI
2019	$ 107.00	$ 16.75	$ 123.75	128,048	0.67 = RI
2020	$ 110.00	$ 16.75	$ 126.75	130,345	0.74 = RI
2021	$ 111.50	$ 16.75	$ 128.25	133,651	2.14 = RI
2022	$ 111.50	$ 16.75	$ 128.25	142,695	0.00 = RI
2023	$ 111.50	$ 16.75	$ 128.25	152,426	0.00 = RI
2024*	$ 116.50	$ 16.75	$ 133.25	148,690	-0.63 = RI
2025*	$ 121.50	$ 16.75	$ 138.25	157,159	1.52 = RI

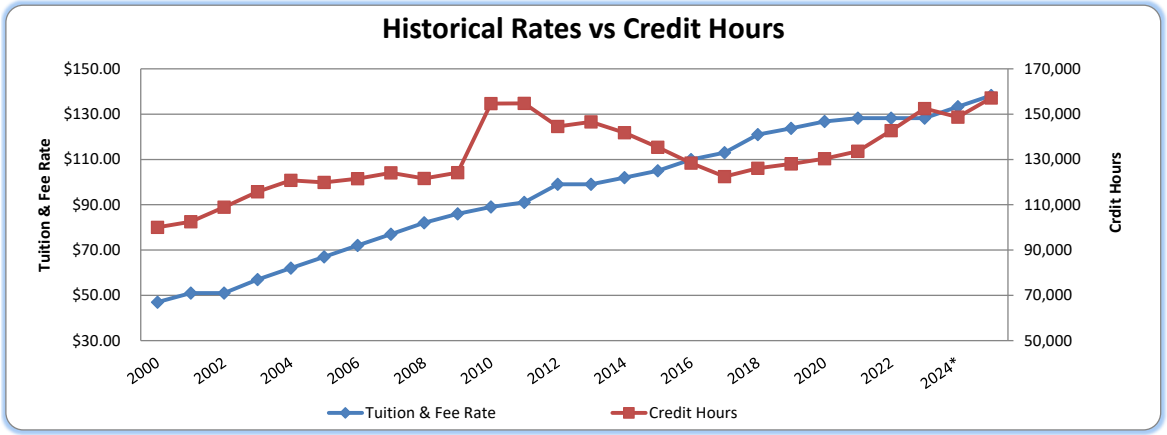

Relatively inelastic (RI): when the percentage change in quantity demanded is *less than* the percentage change in price (so that $E_d > -1$);
Unit elasticity demand (UE) **:** when the percentage change in quantity demanded is *equal to* the percentage change in price (so that $E_d = -1$);
Relatively elastic (RE) **:** when the percentage change in quantity demanded is greater than the percentage change in price (so that $E_d < -1$)

**Enrollment Credit Hours Forecasted*

Illinois Community College Board
Table IV-8
PER CAPITA COSTS, CHARGEBACK RATES, AND STUDENT TUITION AND
FEE RATES AT ILLINOIS PUBLIC COMMUNITY COLLEGE DISTRICTS

		Fiscal Year																	
		2008	2009	2010	2011	2012	2013	2014	2015	2016	2017	2018	2019	2020	2021	2022	2023*	2024*	2024
Dist. No.	District	Per Capita Costs a)	Per Capita Costs a)	Per Capita Costs a)	Per Capita Costs a)	Per Capita Costs a)	Per Capita Costs a)	Per Capita Costs a)	Per Capita Costs a)	Per Capita Costs a)	Per Capita Costs a)	Per Capita Costs a)	Per Capita Costs a)	Per Capita Costs a)	Per Capita Costs a)	Per Capita Costs a)	Per Capita Costs a)	Per Capita Costs a)	Rank
501	Kaskaskia	286.89	286.89	308.13	354.60	389.23	441.36	407.93	423.86	442.28	447.37	444.47	519.55	533.11	544.89	686.33	677.96	677.96	29
502	DuPage	370.09	370.09	386.42	366.64	420.70	491.50	485.69	484.03	446.43	439.08	470.81	496.17	521.94	663.64	709.01	649.25	649.25	32
503	Black Hawk	379.68	379.68	388.69	405.19	417.67	472.82	434.46	452.48	444.09	468.34	451.47	470.73	491.66	622.51	732.46	668.79	668.79	30
504	Triton	254.43	254.43	265.45	285.79	298.71	331.66	342.15	429.24	505.22	505.22	476.52	525.61	485.43	729.88	729.88	701.78	701.78	28
505	Parkland	396.46	396.46	410.24	420.15	434.65	467.42	489.58	513.05	535.30	529.49	588.73	624.95	641.71	838.58	927.15	979.89	979.89	3
506	Sauk Valley	395.90	395.90	404.39	390.57	423.89	453.14	480.30	480.26	479.63	450.75	494.17	526.60	561.16	939.39	881.49	730.93	730.93	22
507	Danville	373.69	373.69	394.03	373.23	382.11	419.84	434.32	456.28	509.55	491.25	552.82	562.29	593.63	796.64	966.11	919.38	919.38	9
508	Chicago	301.55	301.55	251.70	*	368.88	233.84	249.71	246.42	426.49	388.26	462.17	487.74	518.37	620.79	726.28	752.18	752.18	19
509	Elgin	442.65	442.65	436.49	445.27	472.54	480.93	497.79	538.41	518.93	463.83	526.05	544.26	559.99	744.09	811.92	724.00	724.00	24
510	South Suburban	389.80	389.80	409.28	376.59	426.02	461.72	547.84	595.81	656.12	700.42	831.46	716.36	749.45	968.93	1,049.28	1,157.73	1,157.73	1
511	Rock Valley	368.46	368.46	372.65	372.57	412.25	387.42	390.78	410.54	384.58	408.73	381.85	430.98	433.81	541.50	569.24	595.36	595.36	36
512	Harper	407.28	407.28	431.07	425.85	435.87	461.28	475.87	527.03	549.39	542.65	557.19	606.79	659.02	735.79	866.63	832.29	832.29	15
513	Illinois Valley	328.68	328.68	322.98	335.99	341.98	388.05	409.97	427.51	476.27	453.29	461.02	472.28	553.22	647.25	735.92	799.40	799.40	16
514	Illinois Central	409.55	409.55	391.34	435.65	475.03	482.67	464.76	518.47	646.99	562.17	661.01	697.02	740.69	919.28	950.31	959.83	959.83	5
515	Prairie State	409.01	409.01	405.34	426.69	429.02	467.17	497.62	508.79	597.89	484.13	666.19	547.90	612.80	842.20	1,102.06	960.74	960.74	4
516	Waubonsee	327.01	327.01	329.27	343.70	364.40	360.74	363.95	374.49	400.75	428.91	428.91	468.32	479.91	557.26	657.39	573.82	573.82	37
517	Lake Land	290.20	290.20	286.07	291.07	305.16	295.39	299.93	301.30	363.72	353.42	412.08	442.76	463.98	885.65	842.06	642.61	642.61	34
518	Sandburg	558.97	558.97	634.20	536.18	534.13	576.27	585.95	612.83	736.80	579.26	631.35	830.02	877.46	1,045.00	1,113.50	1,000.37	1,000.37	2
519	Highland	396.75	396.75	422.85	401.57	444.13	479.84	503.27	524.62	578.49	557.35	594.37	625.81	661.93	1,082.53	1,047.23	954.43	954.43	6
520	Kankakee	303.69	303.69	312.84	332.01	371.43	353.33	409.88	455.60	553.60	519.42	592.08	624.37	687.01	813.62	934.62	842.06	842.06	12
521	Rend Lake	339.16	339.16	360.71	372.32	377.53	406.84	419.41	451.78	493.87	479.10	503.67	557.01	590.16	749.15	788.22	719.17	719.17	25
522	Southwestern	294.66	294.66	352.83	371.78	390.30	441.93	454.75	520.31	523.08	519.32	521.73	532.91	504.00	623.00	593.00	664.00	664.00	31
523	Kishwaukee	349.15	349.15	371.32	441.49	401.11	411.55	478.14	513.99	564.65	551.08	542.57	590.71	618.08	776.49	929.73	840.78	840.78	13
524	Moraine Valley	298.93	298.93	295.19	311.57	330.79	344.24	374.86	413.94	434.03	431.82	472.55	520.42	529.42	792.65	878.46	767.25	767.25	17
525	Joliet	306.11	306.11	323.25	355.03	338.84	365.12	391.92	436.75	492.89	460.98	525.29	550.64	549.00	707.26	710.79	707.96	707.96	26
526	Lincoln Land	355.06	355.06	374.93	344.30	312.13	401.57	431.49	453.53	459.05	445.06	469.76	484.01	510.11	645.41	763.11	703.87	703.87	27
527	Morton	343.46	343.46	343.27	369.38	301.71	316.87	357.51	359.81	412.78	429.34	456.80	488.70	489.85	688.58	930.08	910.10	910.10	10
528	**McHenry**	**321.92**	**321.92**	**339.79**	**316.37**	**326.54**	**371.20**	**393.36**	**440.41**	**457.27**	**477.27**	**477.27**	**470.13**	**464.38**	**474.54**	**478.94**	**462.73**	**514.26**	38
529	Illinois Eastern	236.61	236.61	249.04	268.15	298.78	310.05	322.52	330.61	325.25	331.24	320.40	341.51	388.20	566.06	589.32	611.88	611.88	35
530	Logan	262.58	262.58	279.00	277.91	288.22	314.86	321.01	400.08	405.65	383.08	383.08	447.78	552.94	744.87	829.53	765.56	765.56	18
531	Shawnee	300.93	300.93	316.81	306.41	329.72	369.12	367.09	393.35	426.16	461.58	461.58	530.66	616.50	746.33	844.43	855.06	855.06	11
532	Lake County	373.17	373.17	381.94	353.89	366.11	407.80	449.68	507.00	540.87	507.00	525.00	570.00	606.00	744.00	984.00	840.00	840.00	14
533	Southeastern	316.78	316.78	328.18	354.67	394.47	427.68	457.32	442.97	477.34	465.36	512.49	733.14	570.59	718.16	894.32	743.68	743.68	21
534	Spoon River	330.42	330.42	335.99	350.36	389.59	417.74	443.88	488.84	473.72	497.63	506.37	539.86	565.42	645.45	760.49	724.66	724.66	23
535	Oakton	329.03	329.03	319.91	322.50	348.09	370.05	366.49	382.86	439.78	465.03	465.03	517.09	547.62	660.74	729.47	647.49	647.49	33
536	Lewis & Clark	412.16	412.16	432.72	496.00	458.97	501.47	617.57	550.31	498.61	488.47	518.80	736.57	644.41	771.39	919.00	931.00	931.00	8
537	Richland	423.36	423.36	443.77	415.42	484.45	528.87	574.25	593.55	625.85	630.77	630.77	584.36	620.43	740.14	869.15			#VALUE!
539	Wood	320.77	320.77	367.64	352.36	365.73	476.41	455.71	491.06	352.62	398.38	489.42	494.34	502.57	685.79	1,059.70	953.46	953.46	7
540	Heartland	373.75	373.75	428.89	428.99	471.82	502.60	539.00	543.00	512.00	568.02	491.00	596.00	635.00	669.00	777.00	749.47	749.47	20
	AVERAGES	350.74	350.74	364.32	371.80	387.76	415.19	435.58	461.41	491.49	481.12	511.75	551.44	572.59	735.60	829.94	782.13	783.49	38

SOURCE OF DATA: a) Certificate of Chargeback Reimbursement
b) as certified by the President and CFO

**Statewide/individual data not available for this year at the time of printing*

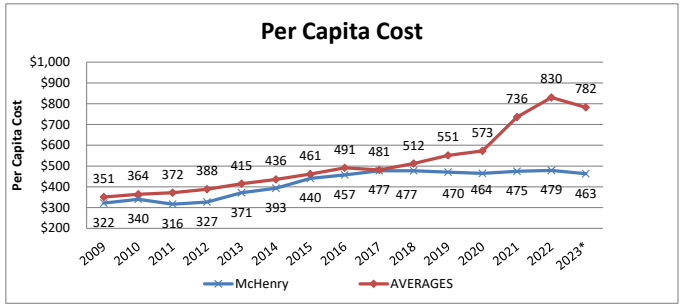

The per capita cost shows the operating efficiency of the College' performance by looking at total operating expense and credit hours generated. The resulting number shows the operating cost of providing one credit hour of instruction.

MCC's cost per credit hour per student is consistently in the lower half of all colleges. For FY2022 MCC had the lowest per captia in the State

Student Portion Limited by State Statute

$ 159.68 33% for students is higher than the FY22 Tuition& Fees of $128.25
$ 154.27 33% for students is higher than the FY23 Tuition& Fees of $128.25

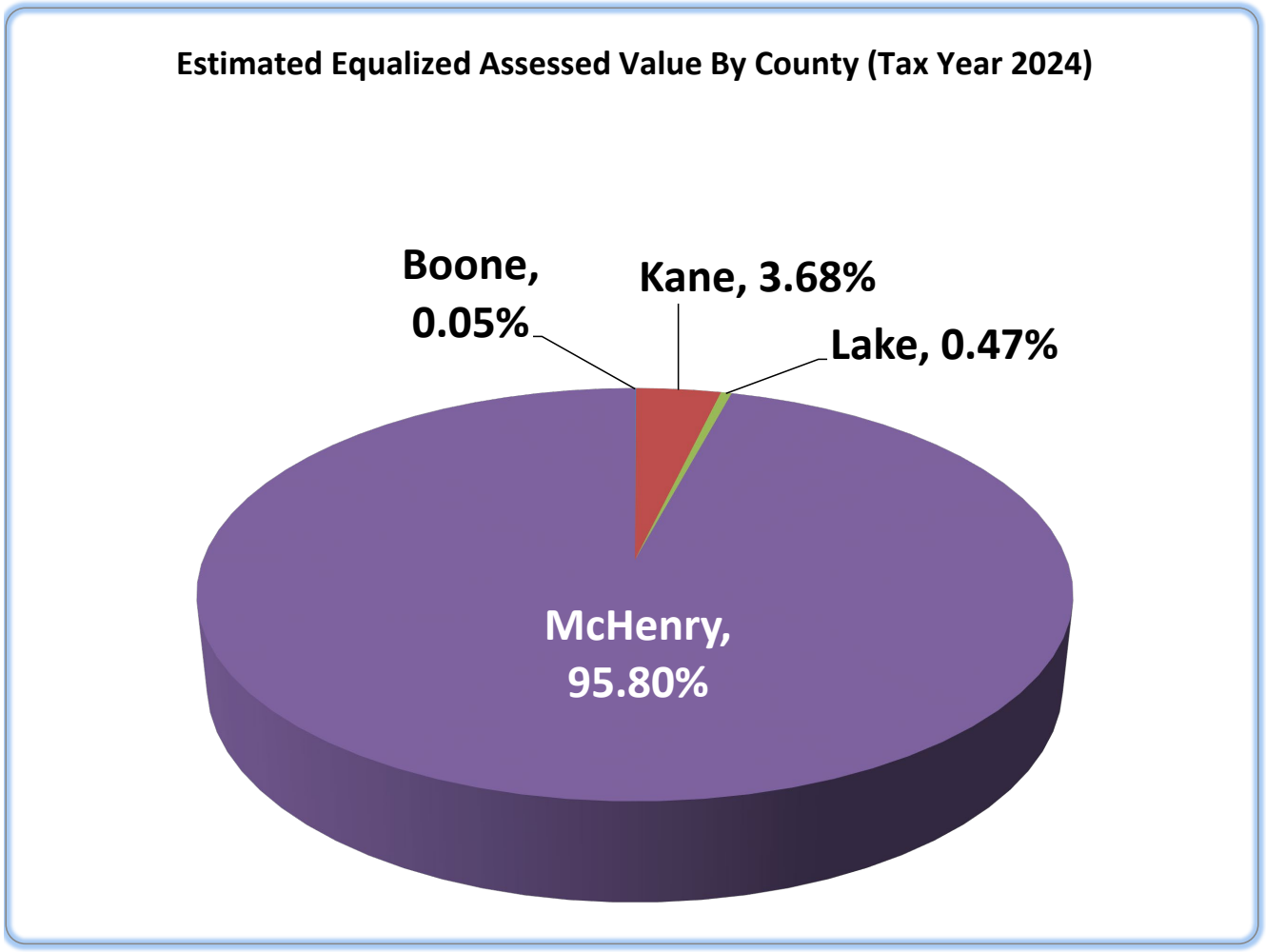
Estimated Equalized Assessed Value By County (Tax Year 2024)
Boone, 0.05%
Kane, 3.68%
Lake, 0.47%
McHenry, 95.80%

McHENRY COUNTY COLLEGE
COMMUNITY COLLEGE DISTRICT NUMBER 528

HISTORY OF ASSESSED VALUATION BY COUNTY
FY2001 thru FY2024

Tax Levy	McHenry County EAV	Kane County EAV	Lake County EAV	Boone County EAV	Total EAV	% Change	PTELL Cap %	Dollar Change	Dollar Change Attributable to New Construction	Percent Change Attributable to New Construction
2000	4,606,828,576	53,743,842	15,943,443	2,865,411	4,679,381,272	7.86%	3.4%	341,111,691	238,660,034	5.5%
2001	4,990,327,795	66,184,539	16,891,933	2,912,595	5,076,316,862	8.48%	1.6%	396,935,590	227,278,846	4.9%
2002	5,492,137,490	77,209,095	18,751,514	2,889,526	5,590,987,625	10.14%	2.4%	514,670,763	252,953,214	5.0%
2003	6,076,741,342	104,221,973	21,528,692	2,863,941	6,205,355,948	10.99%	1.9%	614,368,323	275,310,469	4.9%
2004	6,650,934,973	137,364,542	25,947,240	2,870,051	6,817,116,806	9.86%	3.3%	611,760,858	308,508,589	5.0%
2005	7,414,364,834	165,520,005	31,495,855	3,056,189	7,614,436,883	11.70%	3.4%	797,320,077	309,976,106	4.5%
2006	8,153,570,390	183,311,833	40,087,663	3,246,909	8,380,216,795	10.06%	2.5%	765,779,912	289,104,331	3.5%
2007	8,800,717,398	221,112,372	44,440,185	3,526,043	9,069,795,998	8.23%	4.1%	689,579,203	243,180,063	2.7%
2008	9,133,680,149	254,008,464	51,347,750	3,788,968	9,442,825,331	4.11%	0.1%	373,029,333	167,908,116	1.7%
2009	9,051,763,075	271,240,063	51,759,284	3,728,988	9,378,491,410	-0.68%	2.7%	(64,333,921)	111,062,953	1.0%
2010	8,413,912,393	263,817,531	49,123,691	3,576,487	8,730,430,102	-6.91%	1.5%	(648,061,308)	49,486,285	0.3%
2011	7,671,879,914	246,530,390	44,804,431	3,404,273	7,966,619,008	-8.75%	3.0%	(763,811,094)	32,832,330	0.2%
2012	6,865,719,647	223,292,855	40,202,337	3,171,233	7,132,386,072	-10.47%	1.7%	(834,232,936)	35,454,939	0.2%
2013	6,251,575,722	201,014,154	38,539,067	3,071,620	6,494,200,563	-8.95%	1.5%	(638,185,509)	26,590,058	0.2%
2014	6,041,338,599	198,566,016	37,842,505	3,111,807	6,280,858,927	-3.29%	0.8%	(213,341,636)	39,886,063	0.4%
2015	6,178,560,032	213,872,603	37,190,472	3,151,607	6,432,774,714	2.42%	0.7%	151,915,787	41,309,053	0.5%
2016	6,584,946,024	252,663,636	37,331,727	3,308,548	6,878,249,935	6.93%	2.1%	445,475,221	48,354,221	0.6%
2017	6,957,624,248	270,109,164	38,745,539	3,308,548	7,269,787,499	5.69%	2.1%	391,537,564	42,742,493	0.4%
2018	7,333,522,216	274,596,594	39,569,937	3,502,321	7,651,191,068	5.25%	1.9%	381,403,569	35,143,002	0.3%
2019	7,697,854,815	296,986,460	42,387,485	3,954,116	8,041,182,876	5.10%	2.3%	389,991,808	37,314,715	0.3%
2020	8,006,641,165	303,058,698	42,829,953	3,954,116	8,356,483,932	3.92%	1.4%	315,301,056	46,252,685	0.4%
2021	8,361,594,529	312,098,931	42,796,269	4,369,712	8,720,859,441	4.36%	7.0%	364,375,509	59,634,402	0.5%
2022	9,021,592,840	335,036,948	43,718,104	4,711,714	9,405,059,606	7.85%	6.5%	684,200,165	86,588,905	0.8%
2023	9,774,079,596	365,739,592	50,320,041	5,189,083	10,195,328,312	8.40%	106.5%	790,268,706	86,588,906	0.7%
2024	10,961,292,006	421,337,953	53,659,005	5,189,083	11,441,478,047	12.22%	106.5%	1,246,149,735	142,096,983	1.2%

The Property Tax Extension Limitation Act was effective with the 1991 Tax Levy.

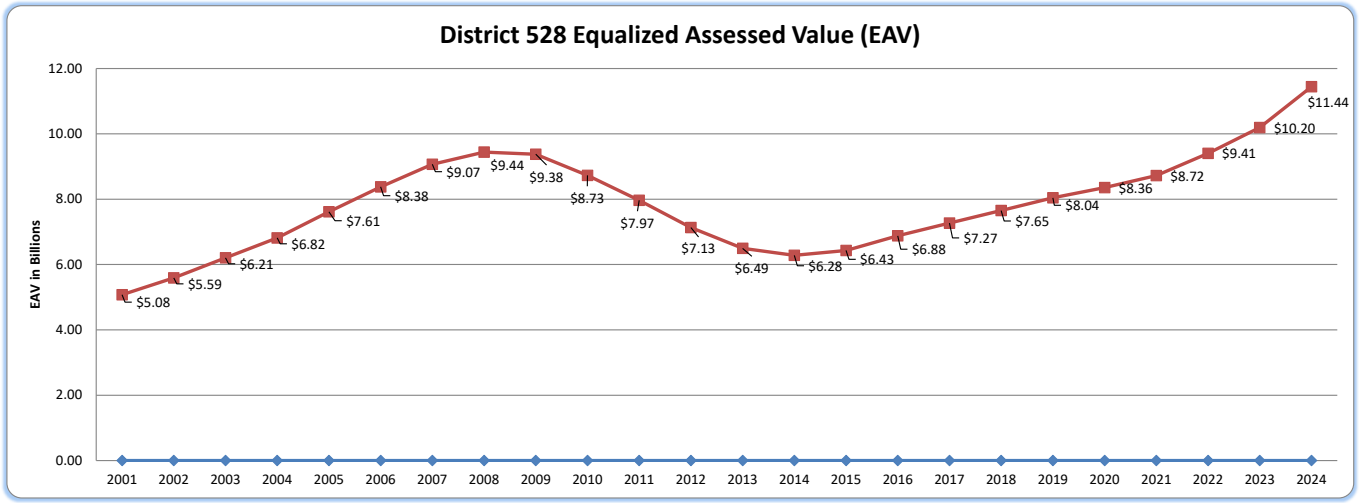

McHENRY COUNTY COLLEGE
COMMUNITY COLLEGE DISTRICT NUMBER 528

TAX RATE HISTORY

Year of Levy	Education Fund	Operations and Maintenance Fund	Audit Fund	Liability, Protection, and Settlement Fund	Social Security and Medicare Fund	Bond and Interest Fund	Prior Year Adj and Recapature	Sub-Total
2000	0.2700	0.0300	0.0008	0.0126	0.0050	0.0218		0.3402
2001	0.2700	0.0300	0.0008	0.0119	0.0055	0.0185		0.3367
2002	0.2700	0.0300	0.0008	0.0010	0.0054	0.0177		0.3249
2003	0.2585	0.0287	0.0004	0.0062	0.0032	0.0160		0.3130
2004	0.2496	0.0277	0.0004	0.0075	0.0031	0.0150		0.3033
2005	0.2407	0.0267	0.0002	0.0077	0.0037	0.0143		0.2933
2006	0.2335	0.0260	0.0005	0.0073	0.0033	0.0035		0.2741
2007	0.2281	0.0255	0.0006	0.0066	0.0026	-		0.2634
2008	0.2375	0.0311	0.0000	0.0000	0.0000	-		0.2686
2009	0.2422	0.0317	0.0000	0.0000	0.0000	-		0.2740
2010	0.2735	0.0304	0.0000	0.0000	0.0000	-		0.3039
2011	0.3294	0.0366	0.0000	0.0000	0.0000	-		0.3660
2012	0.3545	0.0399	0.0015	0.0192	0.0009	-		0.4160
2013	0.3669	0.0413	0.0016	0.0199	0.0009	-		0.4306
2014	0.3793	0.0427	0.0017	0.0206	0.0009	-		0.4452
2015	0.3704	0.0417	0.0012	0.0156	0.0058	-		0.4347
2016	0.3461	0.0390	0.0011	0.0146	0.0055	-		0.4063
2017	0.3278	0.0369	0.0010	0.0138	0.0052	-		0.3847
2018	0.3114	0.0351	0.0010	0.0131	0.0049	-		0.3655
2019	0.3043	0.0343	0.0009	0.0128	0.0047	-		0.3570
2020	0.3059	0.0282	0.0009	0.0083	0.0001	-		0.3434
2021	0.2932	0.0270	0.0086	0.0079	0.0001	-	0.0006	0.3374
2022	0.2719	0.0250	0.0008	0.0074	0.0001	-	0.0009	0.3061
2023	0.2508	0.0231	0.0007	0.0068	0.0001	-	0.0006	0.2821
2024	0.2305	0.0213	0.0008	0.0062	0.0001	-	-	0.2589

The Property Tax Extension Limitation Act was effective with the 1991 Tax Levy.

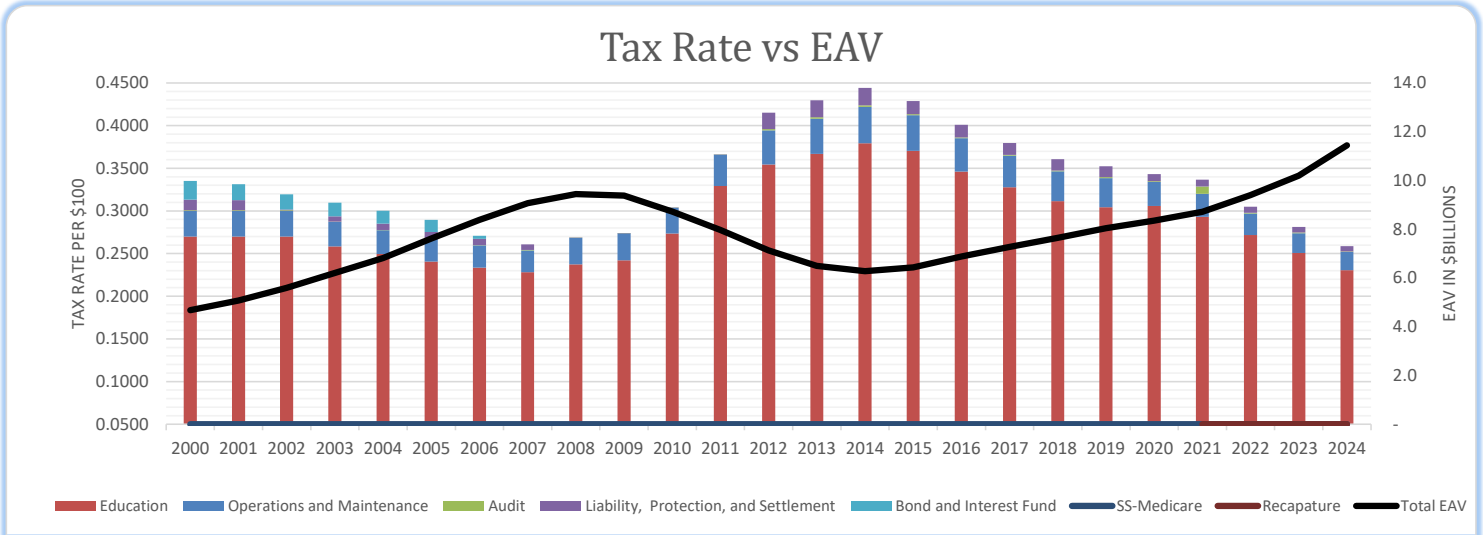

Consumer Price Index - Urban
CPI-U FROM JAN 2000 THROUGH JUN 2025

	Jan	Feb	Mar	Apr	May	Jun	Jul	Aug	Sep	Oct	Nov	Dec	Dec to Dec
2000	168.80	169.80	171.20	171.30	171.50	172.40	172.80	172.80	173.70	174.00	174.10	174.00	3.4%
2001	175.10	175.80	176.20	176.90	177.70	178.00	177.50	177.50	178.30	177.70	177.40	176.70	1.6%
2002	177.10	177.80	178.80	179.80	179.80	179.90	180.10	180.70	181.00	181.30	181.30	180.90	2.4%
2003	181.70	183.10	184.20	183.80	183.50	183.70	183.90	184.60	185.20	185.00	184.50	184.30	1.9%
2004	185.20	186.20	187.40	188.00	189.10	189.70	189.40	189.50	189.90	190.90	191.00	190.30	3.3%
2005	190.70	191.80	193.30	194.60	194.40	194.50	195.40	196.40	198.80	199.20	197.60	196.80	3.4%
2006	198.30	198.70	199.80	201.50	202.50	202.90	203.50	203.90	202.90	201.80	201.50	201.80	2.5%
2007	202.42	203.50	205.35	206.69	207.95	208.35	208.30	207.92	208.49	208.94	210.18	210.04	4.1%
2008	211.08	211.69	213.53	214.82	216.63	218.82	219.96	219.09	218.78	216.57	212.43	210.23	0.1%
2009	211.14	212.19	212.71	213.24	213.86	215.69	215.35	215.83	215.97	216.18	216.33	215.95	2.7%
2010	216.69	216.74	217.63	218.01	218.18	217.97	218.01	218.31	218.44	218.71	218.80	219.18	1.5%
2011	220.22	221.31	223.47	224.91	225.96	225.72	225.92	226.55	226.89	226.42	226.23	225.67	3.0%
2012	226.67	227.66	229.39	230.09	229.82	229.48	229.10	230.38	231.41	231.32	230.22	229.60	1.7%
2013	230.28	232.17	232.77	232.53	232.95	233.50	233.60	233.88	234.15	233.55	233.07	233.05	1.5%
2014	233.92	234.78	236.29	237.07	237.90	238.34	238.25	237.85	238.03	237.43	236.15	234.81	0.8%
2015	233.71	234.72	236.12	236.60	237.81	238.64	238.65	238.32	237.95	237.84	237.34	236.53	0.7%
2016	236.92	237.11	238.13	239.26	240.23	241.02	240.63	240.85	241.43	241.73	241.35	241.43	2.1%
2017	242.84	243.60	243.80	244.52	244.73	244.96	244.79	245.52	246.82	246.66	246.67	246.52	2.1%
2018	247.87	248.99	249.55	250.55	251.59	251.99	252.01	252.15	252.44	252.89	252.04	251.23	1.9%
2019	251.71	252.78	254.20	255.55	256.09	256.14	256.57	256.56	256.76	257.35	257.21	256.97	2.3%
2020	257.97	258.68	258.12	256.39	256.39	257.80	259.10	259.92	260.28	260.39	260.23	260.47	1.4%
2021	261.58	263.01	264.88	267.05	269.20	271.70	273.00	273.57	274.31	276.59	277.95	278.80	7.0%
2022	281.15	283.72	287.50	267.05	269.20	271.70	273.00	296.17	296.81	298.01	297.71	296.80	6.5%
2023	299.17	300.84	301.84	303.36	304.13	305.11	305.69	307.03	307.79	307.67	307.05	306.75	3.4%
2024	308.42	310.33	312.33	313.55	314.07	314.18	314.54	314.80	315.30	315.66	315.49	315.61	2.9%
2025	317.67	319.08	319.80	320.80	321.47	322.56	323.05	-	-	-	-	-	0.0%

Means $1.00 in 2000 is worth $0.36 in 2023	64.30%

Average Dec-Dec Change Since 2000	2.57%

Average Annual Change Since 1913	3.22%

**Source: Bureau of Labor Statistics*

RATE OF INFLATION AND ITS EFFECT ON PURCHASING POWER

Definition of 'Purchasing Power'

The value of a currency expressed in terms of the amount of goods or services that one unit of money can buy. Purchasing power is important because, all else being equal, inflation decreases the amount of goods or services you would be able to purchase.

	Tax Base Year	CPI-U Property Tax Year (Dec to Dec Change)													2013-2025 Inflationary	Avg CPI-U
Purchasing Power Effect*	**2012**	**2013**	**2014**	**2015**	**2016**	**2017**	**2018**	**2019***	**2020**	**2021**	**2022**	**2023**	**2024***	**2025**	**Effect**	**2000-2024**
Rate of Inflation	3.00%	1.70%	1.50%	0.80%	0.70%	2.10%	2.10%	1.90%	2.30%	1.40%	7.00%	6.50%	3.40%	2.90%	37.30%	2.57%
Extended Tax Levy	27,966,944	27,127,935	26,652,497	26,232,993	26,009,258	25,813,489	25,226,183	28,697,502	28,152,249	27,504,748	27,119,681	25,221,304	29,624,431	28,617,200	(9,844,364)	18,122,580

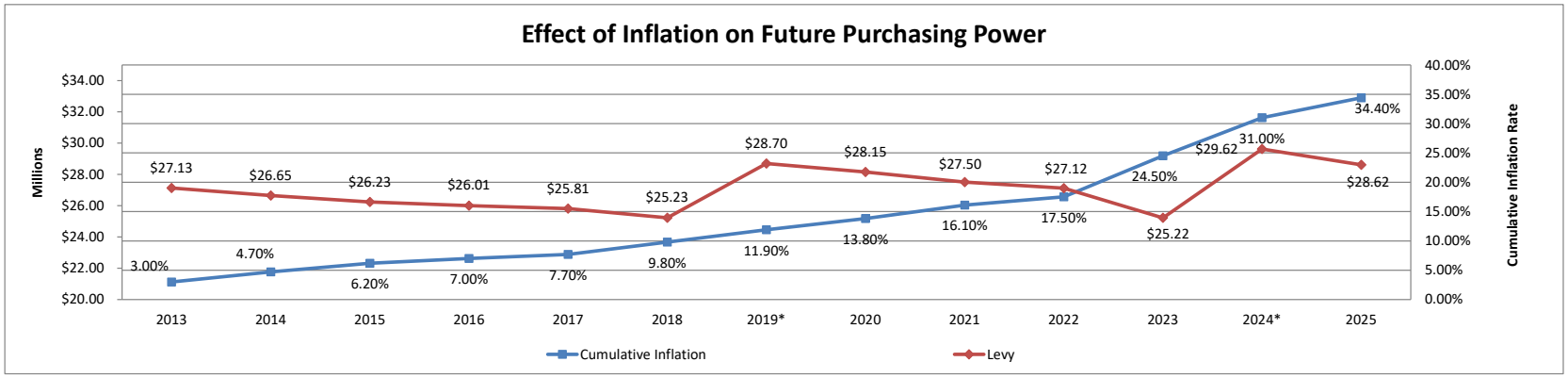

What this chart shows is the decline in the value of a dollar when adjusted for inflation. In this case, $1.00 in 2012 would be worth $0.3730 cents less in 2025 or $0.627 cents. The 2.57% is the average Dec to Dec CPI-U change since 2000** and was used as the estimated rate of inflation in the outlying years.

The cumulative rate of inflation is estimated at 37.3% over 13 years which reduces the 2012 purchasing power by $9,844,364 (excludes new property growth).

**What this means is that $27,966,944 in 2012 dollars will be worth (i.e. the value in terms of inflation adjusted figures) is worth $18,122,580, as a result of inflation*

***Source: Bureau of Labor Statistics*

(1) Assumes a no levy increase for tax year 2021

RATE OF INFLATION AND ITS EFFECT ON PURCHASING POWER

Definition of 'Purchasing Power'

The value of a currency expressed in terms of the amount of goods or services that one unit of money can buy. Purchasing power is important because, all else being equal, inflation decreases the amount of goods or services you would be able to purchase.

	Tax Base Year	CPI-U Property Tax Year (Dec to Dec Change)													2013-2025 Inflationary	Avg CPI-U
Purchasing Power Effect*	**2012**	**2013**	**2014**	**2015**	**2016**	**2017**	**2018**	**2019***	**2020**	**2021**	**2022**	**2023**	**2024***	**2025**	**Effect**	**2000-2024**
Rate of Inflation	3.00%	1.70%	1.50%	0.80%	0.70%	2.10%	2.10%	1.90%	2.30%	1.40%	7.00%	6.50%	3.40%	2.90%	37.30%	2.57%
Extended Tax Levy	27,966,944	27,127,935	26,652,497	26,232,993	26,009,258	25,813,489	25,226,183	28,697,502	28,152,249	27,504,748	27,119,681	25,221,304	29,624,431	28,617,200	(9,844,364)	18,122,580

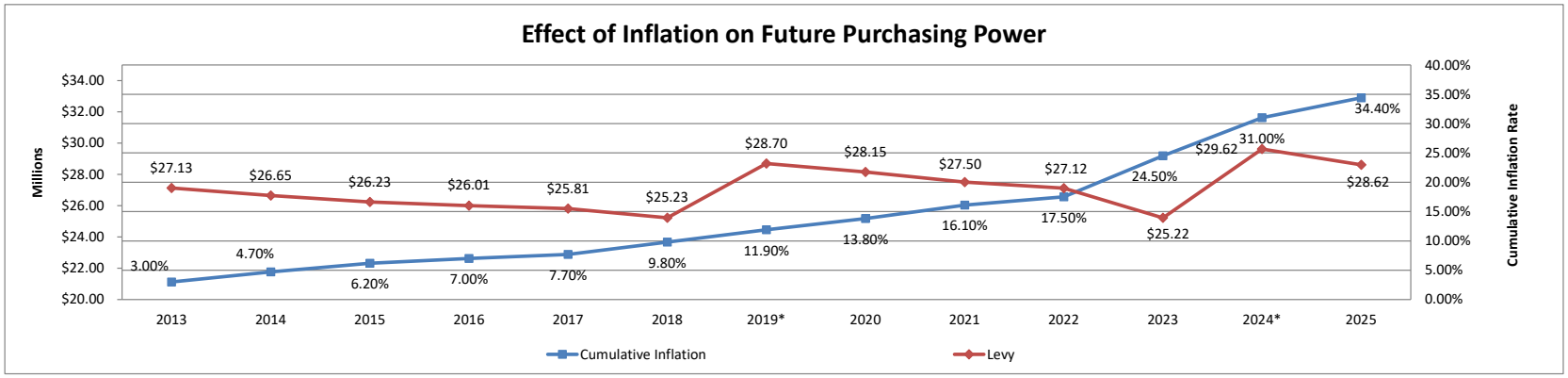

What this chart shows is the decline in the value of a dollar when adjusted for inflation. In this case, $1.00 in 2012 would be worth $0.3730 cents less in 2025 or $0.627 cents. The 2.57% is the average Dec to Dec CPI-U change since 2000** and was used as the estimated rate of inflation in the outlying years.

The cumulative rate of inflation is estimated at 37.3% over 13 years which reduces the 2012 purchasing power by $9,844,364 (excludes new property growth).

**What this means is that $27,966,944 in 2012 dollars will be worth (i.e. the value in terms of inflation adjusted figures) is worth $18,122,580, as a result of inflation*

***Source: Bureau of Labor Statistics*

(1) Assumes a no levy increase for tax year 2021

RATE OF INFLATION AND ITS EFFECT ON PURCHASING POWER

Definition of 'Purchasing Power'

The value of a currency expressed in terms of the amount of goods or services that one unit of money can buy. Purchasing power is important because, all else being equal, inflation decreases the amount of goods or services you would be able to purchase.

	Tax Base Year	CPI-U Property Tax Year (Dec to Dec Change)													2013-2025 Inflationary	Avg CPI-U
Purchasing Power Effect*	**2012**	**2013**	**2014**	**2015**	**2016**	**2017**	**2018**	**2019***	**2020**	**2021**	**2022**	**2023**	**2024***	**2025**	**Effect**	**2000-2024**
Rate of Inflation	3.00%	1.70%	1.50%	0.80%	0.70%	2.10%	2.10%	1.90%	2.30%	1.40%	7.00%	6.50%	3.40%	2.90%	37.30%	2.57%
Extended Tax Levy	27,966,944	27,127,935	26,652,497	26,232,993	26,009,258	25,813,489	25,226,183	28,697,502	28,152,249	27,504,748	27,119,681	25,221,304	29,624,431	28,617,200	(9,844,364)	18,122,580

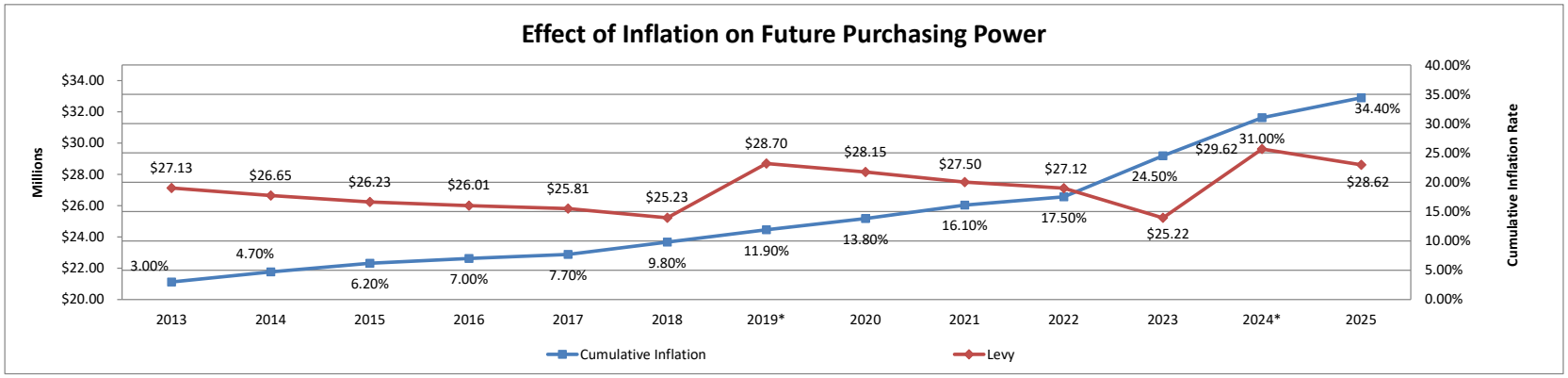

What this chart shows is the decline in the value of a dollar when adjusted for inflation. In this case, $1.00 in 2012 would be worth $0.3730 cents less in 2025 or $0.627 cents. The 2.57% is the average Dec to Dec CPI-U change since 2000** and was used as the estimated rate of inflation in the outlying years.

The cumulative rate of inflation is estimated at 37.3% over 13 years which reduces the 2012 purchasing power by $9,844,364 (excludes new property growth).

**What this means is that $27,966,944 in 2012 dollars will be worth (i.e. the value in terms of inflation adjusted figures) is worth $18,122,580, as a result of inflation*

***Source: Bureau of Labor Statistics*

(1) Assumes a no levy increase for tax year 2021

McHenry County College Composite Financial Index
Results

			Actual															Forecasted				
CFI Graphing Source By Year	**Relevant Value (Industry)**	**Weight Factor**	**2010**	**2011**	**2012**	**2013**	**2014**	**2015**	**2016**	**2017**	**2018**	**2019**	**2020**	**2021**	**2022**	**2023**	**2024**	**2025**	**2026**	**2027**	**2028**	**2029**
Primary Reserve Ratio	0.133	35%	1.55	1.79	1.93	1.84	1.74	1.73	1.67	1.74	0.62	0.59	0.45	0.77	0.80	1.34	1.36	1.55	1.75	1.96	2.16	2.37
Net Operating Revenue Ratio	0.007	10%	0.88	0.86	0.82	0.71	0.46	0.27	-0.05	0.16	0.37	0.29	0.15	0.30	0.30	0.57	0.55	0.61	0.69	0.76	0.84	0.92
Viability Ratio	0.417	35%	3.50	3.50	3.50	3.50	3.50	3.50	3.50	2.68	1.17	1.19	1.02	1.79	1.95	2.32	2.78	3.07	3.39	3.50	3.50	3.50
Return on Net Assets Ratio	0.020	20%	1.02	1.11	0.98	0.94	0.56	0.28	-0.02	0.85	0.24	0.51	0.24	1.02	0.55	1.38	2.00	2.00	2.00	2.00	2.00	2.00
Composite Score		**100%**	**6.95**	**7.26**	**7.23**	**6.99**	**6.26**	**5.78**	**5.09**	**5.43**	**2.39**	**2.57**	**1.86**	**3.88**	**3.61**	**5.62**	**6.69**	**7.23**	**7.83**	**8.22**	**8.50**	**8.79**
Threshold			3.00	3.00	3.00	3.00	3.00	3.00	3.00	3.00	3.00	3.00	3.00	3.00	3.00	3.00	3.00	3.00	3.00	3.00	3.00	3.00

Strategy	**Range**	**2010**	**2011**	**2012**	**2013**	**2014**	**2015**	**2016**	**2017**	**2018**	**2019**	**2020**	**2021**	**2022**	**2023**	**2024**	**2025**	**2026**	**2027**	**2028**	**2029**
Deploy resources to achieve robust mission	9 to 10	-	-	-	-	-	-	-	-	-	-	-	-	-	-	-	-	-	-	-	-
Allow experimentation with new initiatives	7 to 8	-	7.26	7.23	-	-	-	-	-	-	-	-	-	-	-	-	7.23	7.83	8.22	8.50	8.79
Focus resources to compete in future state	5 to 6	6.95	-	-	6.99	6.26	5.78	5.09	5.43	-	-	-	-	-	5.62	6.69	-	-	-	-	-
Direct resources to allow transformation	3 to 4	-	-	-	-	-	-	-	-	-	-	-	3.88	3.61	-	-	-	-	-	-	-
Re-engineer the institution	1 to 2	-	-	-	-	-	-	-	-	2.39	2.57	1.86	-	-	-	-	-	-	-	-	-
Assess viability to survive	-1 to 0	-	-	-	-	-	-	-	-	-	-	-	-	-	-	-	-	-	-	-	-

HLC Ratio removing GASB 68 and GASB 75 (FY18==>>)		6.95	7.26	7.23	6.99	6.26	5.78	5.09	5.43	5.50	5.64	4.90	6.28	6.01	7.90	8.34	6.50	6.71	7.65	7.91	8.21

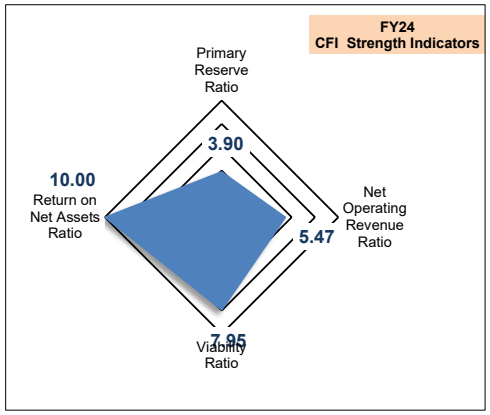

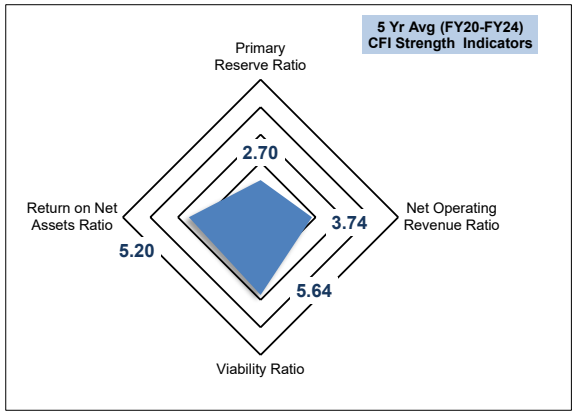

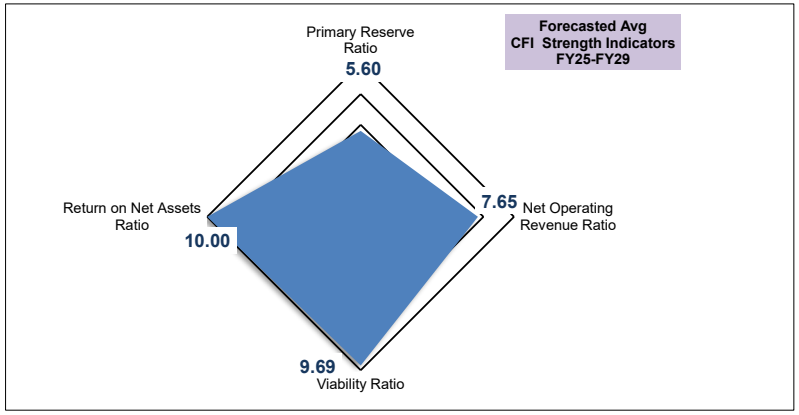

McHenry County College Composite Financial Index
Results

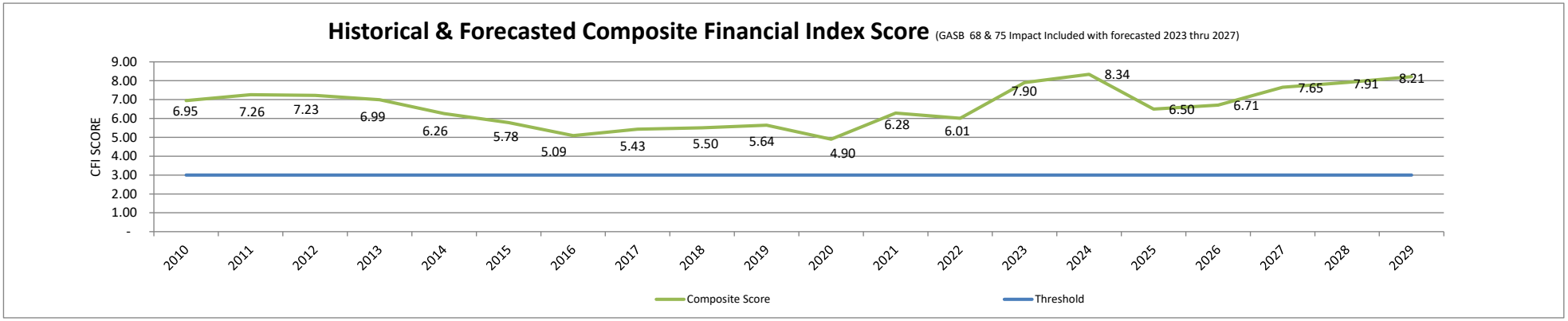

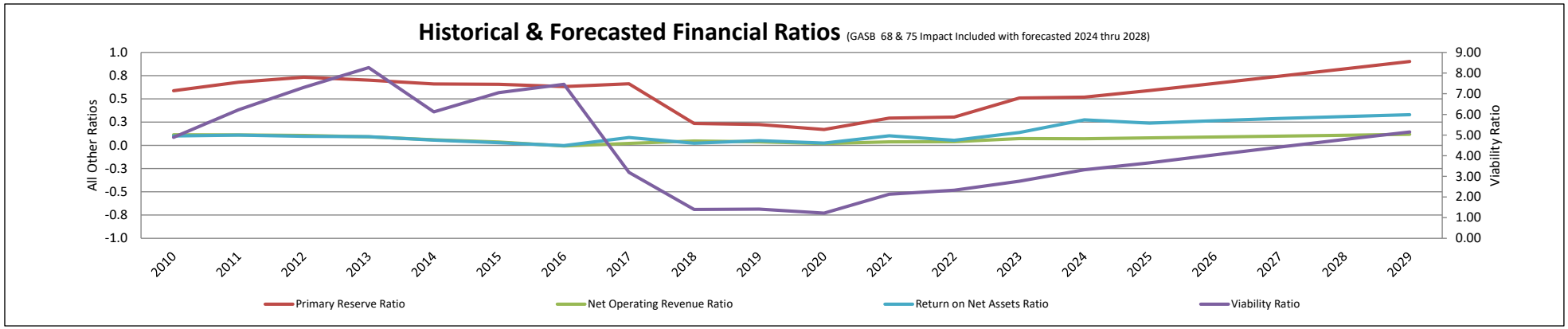

This page left blank intentionally

Departmental Budget Listing

&

Income Statement Account Listing

This page left blank intentionally

Department Listing

Fund Department Code	Fund Title Department Name	Supervisor	Dean/Director	VP/Exec
01 Education				
01-0000-000000-XXXXXXX-XX	General	Robert M Tenuta	Robert M Tenuta	Tenuta
01-0000-101052-XXXXXXX-XX	Horticulture	Garrett Beier	Christina Coclanis-Lodin	Broderick
01-0000-102010-XXXXXXX-XX	Culinary	Tina Drzal	Dawn Britton	Broderick
01-0000-102011-XXXXXXX-XX	Bakery	Tina Drzal	Dawn Britton	Broderick
01-0000-102020-XXXXXXX-XX	Early Childhd Ed	Lisha Linder	Dawn Britton	Broderick
01-0000-102040-XXXXXXX-XX	Applied Technology	Bob Mihelich	Tom McGee	Broderick
01-0000-102050-XXXXXXX-XX	Welding Credit Program	Tom McGee	Tom McGee	Broderick
01-0000-103015-XXXXXXX-XX	Health Information Management	Christina Coclanis-loding	Christina Coclanis-loding	Broderick
01-0000-201048-XXXXXXX-XX	Teaching and Learning	Holly Rey	Daniela Broderick	Broderick
01-0000-303024-XXXXXXX-XX	Career Services	Jake Homuth	Catherine Jones	Gabbard
01-0000-303043-XXXXXXX-XX	Student Advocacy	Dee Williams	Sonia Reising	Koronkiewicz
01-0000-401030-XXXXXXX-XX	Kids & College	Cara Schultz	Daniela Broderick	Broderick
01-0000-404010-XXXXXXX-XX	Sustainability	Kim Hankins	Pat Sullivan	Tenuta
01-0000-501016-XXXXXXX-XX	General Institutional Exp	Robert M Tenuta	Robert M Tenuta	Tenuta
01-0000-501036-XXXXXXX-XX	Campus Safety	Tom Kretschmer	Tom Kretschmer	Gabbard
01-0000-501054-XXXXXXX-XX	Capital Leases	Robert M Tenuta	Robert M Tenuta	Tenuta
01-0000-904183-XXXXXXX-XX	Lieb Director Endowed	Marla Garrison	Marla Garrison	Gabbard
01-1010-000000-XXXXXXX-XX	General	Robert M Tenuta	Robert M Tenuta	Tenuta
01-1010-101010-XXXXXXX-XX	English	Starr Nordgren	Joe Sullivan	Broderick
01-1010-101012-XXXXXXX-XX	Journalism	Jay Geller	Joe Sullivan	Broderick
01-1010-101014-XXXXXXX-XX	Speech	Jay Geller	Joe Sullivan	Broderick
01-1010-101016-XXXXXXX-XX	Art	Sarah Ruthven	Joe Sullivan	Broderick
01-1010-101018-XXXXXXX-XX	Theatre	Jay Geller	Joe Sullivan	Broderick
01-1010-101020-XXXXXXX-XX	Photography	Sarah Ruthven	Joe Sullivan	Broderick
01-1010-101022-XXXXXXX-XX	Music	Michael J Hillstrom	Joe Sullivan	Broderick
01-1010-101024-XXXXXXX-XX	French	Lindsay Carson	Joe Sullivan	Broderick
01-1010-101026-XXXXXXX-XX	German	Lindsay Carson	Joe Sullivan	Broderick
01-1010-101028-XXXXXXX-XX	Spanish	Lindsay Carson	Joe Sullivan	Broderick
01-1010-101030-XXXXXXX-XX	Philosophy	Tim Seitz	Joe Sullivan	Broderick
01-1010-101031-XXXXXXX-XX	Japanese	Daniela Broderick	Daniela Broderick	Broderick
01-1010-101034-XXXXXXX-XX	Learning Com	Katherine Midday	Daniela Broderick	Broderick
01-1010-101036-XXXXXXX-XX	Humanities	Joe Sullivan	Joe Sullivan	Broderick
01-1010-101038-XXXXXXX-XX	Mathematics	Marie Robinson	Christina Coclanis-Lodin	Broderick
01-1010-101040-XXXXXXX-XX	Biology	Kelly Barna	Christina Coclanis-Lodin	Broderick
01-1010-101042-XXXXXXX-XX	Chemistry	Scotty Nath	Christina Coclanis-Lodin	Broderick

Income Statement Accounts

xx-xxxxxx-XXXXXXX-XX

Group

Revenue/Expense Description

Revenue

4101001	05	Real Estate Taxes
4101001	10	Real Estate Taxes-Tort
4101001	15	Real Estate Taxes-Ss
4103500	00	CPPRT
4109000	00	Other Local Govt Sources
4201000	05	Iccb Ivg/Ing Shortfall Grant
4201000	10	English Literacy/Civics
4201001	00	Base Operating Grants
4201002	00	Equalization Grant
4201009	00	ICCB Special Initiative Grants
4201019	00	Adult Education - State Basic
4201021	00	Adult Education - Performance
4201022	00	SV35 MIA/ POW Dep
4201099	00	Other ICCB Grants
4203099	05	Avte/CTE General Revenue
4204000	00	Dept of Commerce Economic Opp
4207001	00	ECACE-Early Childhood Access
4207002	00	ISAC Pass Through Revenue
4209000	00	Revenue State Sources - Other
4209000	27	IL Green Economy Network
4209000	30	Ill Cooperative Work Study Rev
4209000	40	Community Literacy
4209000	65	Map Grant
4301000	05	Sbdc Grant Revenue Federal
4301000	10	Perkins Iv Postsecondary Basic
4301000	15	Federal Basic Adult Education
4301000	35	WSF Revenue from DOE
4301000	45	Pell
4301000	50	Pell Administrative
4301000	53	Fed Financial Aid Fees Revenue
4301000	55	SEOG
4301000	70	FMTA Military Tuition Assist.
4301001	00	US Dept of Ed Direct Revenue
4302002	10	DOL Pass Through Revenue
4303002	00	Dept of Health&Human Pass Thru
4309000	05	Sbdc Program Revenue
4309000	25	Gi Bill Student Grants
4309000	60	IRS Dept of Treasury Revenue
4309001	00	Veterans Affairs Annual Fees
4309002	00	Other Fed Grant Pass-Through
4309002	01	National Science Foundation RV
4401001	00	Tuition-In District
4401001	20	Online-Tuition & Fees
4401002	00	Tuition-Out of District
4401003	00	Tuition-Out of State
4401004	00	Tuition-International Students
4402000	06	Course Fees
4402000	10	Registration Fees
4402000	15	Graduation Fees
4402000	20	Nursing Fees
4402000	25	Technology Fee
4402000	30	Infrastructure Fee
4402000	40	Dual Credit Fees
4402002	00	Application Fee
4409000	05	Transcript Fees
4409000	10	Proficiency Exam
4409000	15	Clep Testing
4409000	20	Ged Testing
4409000	25	Make Up Testing Fees
4409000	30	Placement Exam Fee
4409000	40	Other Testing Fees
4409000	45	Testing Ctr Serv Fee
4409000	50	Work Keys Testing Fees
4420050	00	Misc. Fees
4501000	05	Cafeteria Receipts
4501000	10	Catering - External
4501000	15	Catering - Internal
4501000	20	Catering - CLC
4501000	25	Vending Receipt-Outside Vendor

Group

Revenue/Expense Description

4501000	26	Vending Receipts-Internal
4501000	30	Cafeteria Rebates
4502000	05	Sales-Gifts
4502000	10	Sales-Software
4502000	15	Sales-Books
4502000	20	Sales-Supplies
4502000	25	Sales-Clothing
4502000	30	Discounts Earned
4502000	35	Book Buyback Commissions
4502000	55	Fin Aid Bkstr Sales
4503000	05	Intramurals
4503000	10	Sports Camps
4504000	10	Parenting Classes
4504000	12	Traffic Safety School
4504000	14	University Center
4504000	16	Contract Training
4504000	18	Corporate Center Open Enrollme
4504000	24	CE Tuition
4504000	25	CE Discount
4504000	32	Kids & College Tuition
4504000	50	Fitness Center Revenue
4504000	60	Center for Agrarian Learning
4504000	70	Planetarium Events Revenue
4505001	00	Culinary Food Sales
4509000	05	Conferences & Rental Income
4509000	09	Workforce Program Revenue
4509000	16	Floral Shop sales
4509000	20	Child Care Fees
4509000	45	Greenhouse Lab Sales
4509000	50	Floral Shop Lab Sales
4509000	55	Student Farm Sales
4509001	00	Culinary & Other Misc.
4509001	01	Bakery Food Sales
4609000	05	Misc Rental
4609001	00	Shah Center Rentals
4609002	00	MCC Conf. Ctr Rental
4709000	05	Interest On Investments
4709000	06	Change in Fair Value of Invest
4709000	07	Investment Transaction Fees
4809000	00	Non Governmental Gift Other
4809000	03	Gift MCC Foundation
4809000	05	Donations
4809000	15	Marchi Endowment Revenue
4809000	25	Foundation Contributions
4901001	00	Campus Safety Court Fees/Fines
4901002	05	Library Fines & Fees
4909000	01	Other Grant Revenue
4909000	05	Fax Document Fee Revenue
4909000	20	College Fair Fees
4909000	24	Career Services Fair Fees
4909000	25	Celluar One Income
4909000	26	Ctr Non-Profit Ldrship Revenue
4909000	30	Employee Health Insurance Cont
4909000	35	College Health Insurance Contr
4909000	36	College Grp Life Ins Contribut
4909000	40	Retiree Health Insurance Contr
4909000	45	Cobra Health Insurance Contrib
4909000	50	Other Misc Income
4909000	55	NSF Service Charge
4909000	56	Surplus Sales
4909000	58	Sustainability Revenue
4909000	59	Recycling Revenue
4909000	90	SURS Pass Through Revenue
4909000	95	CIP Pass Through Revenue
4909001	00	Proceeds from Capital Lease
4909001	10	Proceeds from Leases

Group

Revenue/Expense Description

Salaries

5101001	00	FT Administrative Staff
5101001	01	FT Admin Vacancy Allowance
5102001	00	FT Prof/Tech Staff
5102001	01	FT Prof Vacancy Allowance
5102002	00	PT Prof/Technical Staff
5103001	00	FT Teaching Faculty
5103001	10	FT Stipends Fall Spring Summer
5103001	15	Instr Staff - Indep Study
5103002	05	PT Instructional Other
5103002	06	PT Instruct Vacancy Allowance
5103002	10	PT Instr - Indep Study
5103002	15	PT Stipends Fall Sprg Sum
5103004	10	FT Instr Staff - Overload
5103004	20	Non-Instructional Overload
5105001	00	FT Academic Support
5106001	00	FT Clerical Staff
5106001	01	FT Clerical Vacancy Allowance
5106001	10	FT Service Staff
5106002	00	PT Clerical Staff
5106002	20	PT Service Staff
5107001	00	FT Maintenance
5108000	05	Federal Student Employee
5108000	15	Student Employees - WSI
5109000	40	Faculty Tuition Stipend
5109000	45	Adjunct Bonus Stipend
5109000	60	Sign On Bonus
5109000	70	Social Initiative Employees
5109000	80	EPL Awards

Employee Benefits

5201000	05	Cobra Administration
5201001	00	Employer GTL Medical Vision
5201001	40	Employee Medical Claims Hospit
5201001	45	Employee Medical Claims Doctor
5201001	50	Employee Medical Claims Prescr
5201001	55	Cobra Medical Claims Hospital
5201001	60	Cobra Medical Claims Doctor
5201001	65	Cobra Medical Claims Prescript
5201001	70	Medical Insurance Administrati
5201001	75	Medical Insurance Access Fee
5201001	80	Medical Insurance Prescription
5201001	85	Medical Insurance Stop Loss Ag
5201001	90	Medical Insurance Stop Loss In
5201001	95	Medical Insurance Stop Loss Re
5201002	00	Dental
5201002	05	Dental Insurance Administratio
5201003	00	Vision
5201004	00	Group Life Insurance
5202000	00	Workers Compensation Insurance
5204000	00	Unemployment Insurance
5205000	00	Medicare
5206000	00	FICA - Social Security
5207000	05	Tuition Waiver - Admin.
5207000	10	Tuition Waiver - Faculty
5207000	15	Tuition Waiver - Staff
5207000	20	Tuition Waiver - Admin Depende
5207000	25	Tuition Waiver - Faculty Depen
5207000	30	Tuition Waiver - Staff Depende
5207000	35	Admin Tuition Reimbursement
5207000	40	Faculty Tuition Reimbursement
5207000	41	Adjunct Prof Development
5207000	45	Staff Tuition Reimbursement
5208000	05	Retiree Medical Claims Hospita
5208000	10	Retiree Medical Claims Doctor
5208000	15	Retiree Medical Claims Prescri
5209000	01	Flexible Spending Admin Exp
5209000	05	Employee Assistance Program

Group

Revenue/Expense		Description
5209000	08	Wellness Benefits
5209000	50	Other Employee Benefits
5209000	55	SURS College Insurance ER Cont
5209000	56	College Insurance Program Exp
5209000	60	Surs Federal Grant Obligation
5209000	65	Surs Penalties
5209000	75	Employer match 403B
5299900	00	Compensated Absences
5299900	50	State Allocated SURS
5299900	95	State Allocated CIP

Contractual Services

5301000	00	Audit Services
5302000	00	Consultants
5303000	20	Other Contractural Services
5304000	05	Contractual Services
5304000	10	Contract Maintenance Services
5304000	15	Copier Lease Maintenance Serv
5305000	05	Legal Notices
5305000	10	Legal Retainer
5306000	00	Office Services
5308000	00	Instructional Services
5309000	05	Board Expense
5309000	10	Insurance Consultant
5309000	15	Background Checks
5309000	20	Other Contractual Services
5309000	21	Cont Service Offset Allowance
5309000	25	Snow Removal
5309000	30	Refuse Removal

Group	Revenue/Expense	Description
Supplies		
5401001	00	Office Supplies
5401001	55	Copy Center Chargebacks
5401002	00	Instructional Supplies
5401002	05	Testing Materials
5401002	10	Child Care Supplies
5401002	15	Supplies - Testing
5401002	20	Supplies - Floral Design
5401002	25	Supplies - Greenhouse
5401002	35	Supplies - General
5401002	40	Supplies - Plant Science
5401002	45	Supplies - Plant Science Lab
5401002	50	Supplies - Pho/Art Ink
5401002	56	Supplies-Hort Chargebacks
5401004	00	Maintenance Supplies
5401005	00	Accomodation Supplies
5401009	00	IT Technology Supplies
5401009	05	Supplies MCC Store
5402000	00	Printing
5402000	10	Printing - Non-Credit Schedule
5402000	15	Printing - College Catalog
5402000	20	Printing - Non-Credit Division
5402000	25	Printing-Institutional
5404001	00	Audio/Visual Materials
5404001	05	Telecourse Fees
5404002	00	Computer Software
5404003	00	Postage
5404003	05	U. P. S.
5404004	00	Repair Materials & Supplies
5405000	05	Books
5406000	00	Publications & Dues
5406000	05	Continuations
5406000	10	Periodicals
5407000	00	Advertising
5407000	05	Photography Expense
5407000	10	Promotional Expense
5408000	05	Food Purchases
5408000	10	Supply Purchases
5408000	15	Clothing Purchases
5408000	20	Bkstr-Freight & Shipping
5408000	21	Book Purchases
5408000	25	Gift Purchases
5408000	30	Software Purchases
5409000	00	Other Materials & Supplies

Group

Revenue/Expense Description

Travel

5501000	05	Meeting Expense In-District
5501000	10	Chamber Meeting Expense In-Dis
5501000	15	Meeting Expense General
5502000	05	In District Travel
5502000	10	Out of District Travel
5502000	11	Travel Offset Allowance
5504000	00	Recruitment
5504000	10	Recruitment - Background Check
5504000	15	Relocation/Moving Expenses
5509000	01	Professional Development
5509000	05	Staff Development
5509000	10	Vehicle Expense
5509000	15	Other Conf & Mtg Exp
5509000	20	Forensics
5509000	25	Job/College Fair

Fixed Charges

5601000	00	Rental - Facilities
5601002	00	MCC Conf Ctr Rental
5602000	00	Rental - Equipment
5606000	00	Lease Principal Retirements
5606002	00	Lease Retirements
5606002	05	Subscription Retirements
5609000	05	Vehicle Lease
5609000	10	Existing Computer Leases
5609000	40	New Computer Leases
5609000	50	Bond Principal
5609000	55	Interest Expense
5609000	60	General Insurance
5609000	62	Late Charges -Credit Cards
5609000	65	Insurance Deductables
5609002	00	Interest Expense-Leases

Group

Revenue/Expense Description

Utilities

5701000	00	Gas
5703000	00	Electricity
5704000	00	Water/Sewage
5705000	00	Telephone
5709000	00	Utilities - General

Capital Outlay

5801000	00	Site Acquistion
5802000	00	Site Improvements
5803000	00	Buildings - New
5804000	00	Building Remodeling
5805000	00	Equipment - Office
5805000	01	Asset addition contra account
5806000	00	Equipment - Instructional
5806000	05	Repl Equip--Instructional
5807000	00	Equipment
5807000	05	Repl Equip - Service
5808000	05	Depreciation Building
5808000	10	Depreciation Equipment
5808009	00	Amortization Expense
5809000	00	Other Capital Outlay
5809000	07	Architectual Services
5809000	10	Site Improvement
5809000	60	Building Improvements
5809000	61	Asset Disposal gain/ loss

Group

Revenue/Expense Description

Other

5901003	20	Waiver - Except. to refund Pol
5902000	10	Scholarships
5902000	15	Barrier Reduction
5902000	50	Participant Costs-Scholarships
5902000	53	Student Assist-Childcare
5902000	54	Student Assist-Housing
5902000	55	Student Assist-Food Insecurity
5902000	56	Student Assist-Transportation
5902000	60	Childcare Fee Subsidy
5904000	05	Financial Charges/Adjustments
5904000	10	Fee Loss/Uncollectable
5904000	22	Participation Stipend
5904000	25	Bad Debt Expenses
5904000	30	Debt Forgiveness
5904002	00	Dept. Charge-Back
5909000	00	Other Expenditures
5909000	01	Other Expenses
5909000	02	Tuition Waivers Institutional
5909000	04	Tuition Waivers Student Life
5909000	07	Tuition Waivers Senior Citizen
5909000	08	Tuition Waivers Culinary Mgmt
5909000	09	Tuition Waivers Fin Distress
5909000	10	Tuition Refunds
5909000	12	Phi Theta Kappa
5909000	15	Participation Stipend
5909000	17	Participant Tuition and Fees
5909000	22	Pell Grant
5909000	28	SEOG
5909000	35	Illinois Map Grant Award
5909000	37	Dpnds Police Fire Corr Off Grt
5909000	46	Services Charges Bonds
5909000	52	Pell Admin Expense
5909000	53	Fed Financial Aid Admin Exp
5909000	54	Perm Art Collection
5909000	58	Graduation
5909000	70	Corporate Sponsorships
5909000	80	Tax Abatements
5909000	85	Real Estate Taxes
5909000	90	Bank/Credit Crd/Higher One Fee
5909001	00	Rewards and Recognition
5909002	00	Indirect Costs Allocation

Group

Revenue/Expense Description

Contingency

6000000	05	Contingency Institution

Interfund Transfer Out

7102000	10	Transfer To Aux Fund
7102000	30	Transfer to fund
7102000	50	Transfer
7102001	00	Transfer-out

Group

Revenue/Expense Description

Interfund Transfer In

7202000	05	Transfers
7202002	00	Transfer - In

Fund Department Code	Fund Title Department Name	Supervisor	Dean/Director	VP/Exec
01-1010-101044-XXXXXXX-XX	Earth Sci	Kate Kramer	Christina Coclanis-Lodin	Broderick
01-1010-101046-XXXXXXX-XX	Physics	Scotty Nath	Christina Coclanis-Lodin	Broderick
01-1010-101048-XXXXXXX-XX	Plant Science	Christina Coclanis-Lodin	Christina Coclanis-Lodin	Broderick
01-1010-101050-XXXXXXX-XX	Engineering	Scotty Nath	Tom McGee	Broderick
01-1010-101052-XXXXXXX-XX	Horticulture	Garrett Beier	Christina Coclanis-loding	Broderick
01-1010-101053-XXXXXXX-XX	Entrepreneurial Agriculture	Sheri Doyel	Sheri Doyel	Gabbard
01-1010-101054-XXXXXXX-XX	Math & Science	Christina Coclanis-Lodin	Christina Coclanis-Lodin	Broderick
01-1010-101056-XXXXXXX-XX	Psychology	Robin Deak	Dawn Britton	Broderick
01-1010-101058-XXXXXXX-XX	Sociology	Mike Reagan	Dawn Britton	Broderick
01-1010-101060-XXXXXXX-XX	Economics	Sarah Sullivan	Dawn Britton	Broderick
01-1010-101062-XXXXXXX-XX	Political Sci	Sarah Sullivan	Dawn Britton	Broderick
01-1010-101064-XXXXXXX-XX	Anthropology	Mike Reagan	Dawn Britton	Broderick
01-1010-101066-XXXXXXX-XX	History	Sarah Sullivan	Dawn Britton	Broderick
01-1010-101068-XXXXXXX-XX	Network Security	Mike Tetreault	Tom McGee	Broderick
01-1010-101070-XXXXXXX-XX	Management	Sherry Ridge	Dawn Britton	Broderick
01-1010-101072-XXXXXXX-XX	AOM	Julie Freelove	Dawn Britton	Broderick
01-1010-101074-XXXXXXX-XX	Mktg & Retail	Sherry Ridge	Dawn Britton	Broderick
01-1010-101078-XXXXXXX-XX	Accounting	Ann Esarco-OPEN	Dawn Britton	Broderick
01-1010-101080-XXXXXXX-XX	Business	Sherry Ridge	Dawn Britton	Broderick
01-1010-101082-XXXXXXX-XX	Interdiscp Study	Daniela Broderick	Daniela Broderick	Broderick
01-1010-101084-XXXXXXX-XX	Intl Studies	Lindsay Carson	Daniela Broderick	Broderick
01-1010-101086-XXXXXXX-XX	MCC 101	Christine Grela	Daniela Broderick	Broderick
01-1010-102012-XXXXXXX-XX	Real Estate	Jake Homuth	Catherine Jones	Gabbard
01-1010-102014-XXXXXXX-XX	On-Track	Tricia Johnson	Victor Gallegos	Koronkiewicz
01-1010-102028-XXXXXXX-XX	Ed Prog & Partnership	Dawn Britton	Dawn Britton	Broderick
01-1010-102032-XXXXXXX-XX	Electronic Eng Tech	Tom McGee	Tom McGee	Broderick
01-1010-103050-XXXXXXX-XX	Health Sciences	Betsy Schnowske	Christina Coclanis-Lodin	Broderick
01-1010-103060-XXXXXXX-XX	Health Occupation	Christina Coclanis-Lodin	Christina Coclanis-Lodin	Broderick
01-1010-904183-XXXXXXX-XX	Lieb Director Endowed	Marla Garrison	Marla Garrison	Gabbard
01-1020-102010-XXXXXXX-XX	Culinary	Tina Drzal	Dawn Britton	Broderick
01-1020-102011-XXXXXXX-XX	Bakery	Tina Drzal	Dawn Britton	Broderick
01-1020-102012-XXXXXXX-XX	Real Estate	Jake Homuth	Catherine Jones	Gabbard
01-1020-102014-XXXXXXX-XX	FAST Track	Tricia Johnson	Victor Gallegos	Koronkiewicz
01-1020-102016-XXXXXXX-XX	Manufacturing and Advanced Technology	Tom McGee	Tom McGee	Broderick
01-1020-102019-XXXXXXX-XX	Paralegal Studies	Robin Deak	Dawn Britton	Broderick
01-1030-102018-XXXXXXX-XX	Criminal Justice	Mark Krause	Dawn Britton	Broderick
01-1030-102020-XXXXXXX-XX	Early Childhd Ed	Lisha Linder	Dawn Britton	Broderick
01-1030-102022-XXXXXXX-XX	EMT	Dawn Britton	Dawn Britton	Broderick

Fund Department Code	Fund Title Department Name	Supervisor	Dean/Director	VP/Exec
01-1030-102024-XXXXXXX-XX	Fire Science	Mike Majercik	Dawn Britton	Broderick
01-1030-102026-XXXXXXX-XX	Education	Lisha Linder	Dawn Britton	Broderick
01-1030-102028-XXXXXXX-XX	Ed Prog & Partnership	Dawn Britton	Dawn Britton	Broderick
01-1030-102030-XXXXXXX-XX	Automotive	Nathan Kivley	Tom McGee	Broderick
01-1030-102032-XXXXXXX-XX	Electronic Eng Tech	Tom McGee	Tom McGee	Broderick
01-1030-102033-XXXXXXX-XX	Graphic Arts	Sarah Ruthven	Joe Sullivan	Broderick
01-1030-102034-XXXXXXX-XX	Application Design & Development	Bill Skrzypczak	Daniela Broderick	Broderick
01-1030-102036-XXXXXXX-XX	Engineering and Building Technology	Bob Mihelich	Tom McGee	Broderick
01-1030-102038-XXXXXXX-XX	Distrib Warehse & Log	Bob Mihelich	Tom McGee	Broderick
01-1030-102040-XXXXXXX-XX	Applied Technology	Bob Mihelich	Tom McGee	Broderick
01-1030-102042-XXXXXXX-XX	Constr Mgmt Tech	Bob Mihelich	Tom McGee	Broderick
01-1030-102044-XXXXXXX-XX	College & Career Readiness	Cara Schultz	Daniela Broderick	Broderick
01-1030-102050-XXXXXXX-XX	Welding Credit Program	Bob Mihelich	Tom McGee	Broderick
01-1030-102055-XXXXXXX-XX	HVAC	Tom McGee	Tom McGee	Broderick
01-1030-103015-XXXXXXX-XX	Health Information Technology	Christina Coclanis-Lodin	Christina Coclanis-Lodin	Broderick
01-1030-904184-XXXXXXX-XX	CATI Director Endowed	Clinton Gabbard	Clinton Gabbard	Gabbard
01-1040-103010-XXXXXXX-XX	Nursing Program	Betsy Schnowske	Christina Coclanis-Lodin	Broderick
01-1040-103020-XXXXXXX-XX	Occ. Therapy	Vacant	Christina Coclanis-Lodin	Broderick
01-1040-103025-XXXXXXX-XX	Physical Therapy Assistant	Christina Coclanis-Lodin	Christina Coclanis-Lodin	Broderick
01-1040-103030-XXXXXXX-XX	Nurse Assistant Ed	Betsy Schnowske	Christina Coclanis-Lodin	Broderick
01-1040-103040-XXXXXXX-XX	Kinesiology and Health Studies (KHS)	Elaine Whalen	Christina Coclanis-Lodin	Broderick
01-1040-103060-XXXXXXX-XX	Health Occupation	Daniela Broderick	Daniela Broderick	Broderick
01-1040-103070-XXXXXXX-XX	Respiratory Therapy	Vacant	Christina Coclanis-Lodin	Broderick
01-1040-103080-XXXXXXX-XX	Radiologic Technology	Vacant	Christina Coclanis-Lodin	Broderick
01-1040-103090-XXXXXXX-XX	Sonography	Vacant	Christina Coclanis-Lodin	Broderick
01-1090-501016-XXXXXXX-XX	Gen Institution	Robert M Tenuta	Robert M Tenuta	Tenuta
01-2010-000000-XXXXXXX-XX	General	Robert M Tenuta	Robert M Tenuta	Tenuta
01-2010-202010-XXXXXXX-XX	Library	Ashley Fleming	Sonia Reising	Koronkiewicz
01-2010-202015-XXXXXXX-XX	Art Gallery	Trevor Power	Joe Sullivan	Broderick
01-2020-201020-XXXXXXX-XX	Suppl. Learning Lab	Timothy Hopkins	Timothy Hopkins	Hopkins
01-2020-201025-XXXXXXX-XX	Learning Support Services	Sonia Reising	Sonia Reising	Koronkiewicz
01-2020-201050-XXXXXXX-XX	Teaching & Lrning Ctr	Holly Rey	Daniela Broderick	Broderick
01-2020-201055-XXXXXXX-XX	New Media Center	Holly Rey	Daniela Broderick	Broderick
01-2030-201035-XXXXXXX-XX	Online Support	Holly Rey	Daniela Broderick	Broderick
01-2030-201040-XXXXXXX-XX	Telecourses	Holly Rey	Daniela Broderick	Broderick
01-2030-201048-XXXXXXX-XX	Teaching and Learning	Daniela Broderick	Daniela Broderick	Broderick
01-2080-201010-XXXXXXX-XX	Academic Affairs & Wkforce Dev	Daniela Broderick	Daniela Broderick	Broderick
01-2080-201012-XXXXXXX-XX	AVP of Academic Affairs	Daniela Broderick	Daniela Broderick	Broderick

Fund Department Code	Fund Title Department Name	Supervisor	Dean/Director	VP/Exec
01-2080-201015-XXXXXXX-XX	VP Student Affairs	Talia Koronkiewicz	Talia Koronkiewicz	Koronkiewicz
01-2080-201018-XXXXXXX-XX	Business, Social Sci. and Public Srv.	Dawn Britton	Dawn Britton	Broderick
01-2080-201030-XXXXXXX-XX	Faculty Development	Christine Grela	Daniela Broderick	Broderick
01-2080-201060-XXXXXXX-XX	Academic Development	Sonia Reising	Sonia Reising	Koronkiewicz
01-2090-209010-XXXXXXX-XX	MCC Archives	Daniela Broderick	Daniela Broderick	Broderick
01-3010-000000-XXXXXXX-XX	General	Robert M Tenuta	Robert M Tenuta	Tenuta
01-3010-302010-XXXXXXX-XX	Recruitment & Admissions	Amy Carzoli	Amy Carzoli	Koronkiewicz
01-3010-302016-XXXXXXX-XX	Articulation & Transfer	Julie Sherwood	Daniela Broderick	Broderick
01-3010-303016-XXXXXXX-XX	Orientation	Kristi Broda	Victor Gallegos	Koronkiewicz
01-3020-302013-XXXXXXX-XX	AVP Student Affairs	Sonia Reising	Sonia Reising	Koronkiewicz
01-3020-302015-XXXXXXX-XX	Registration & Records	Amy Carzoli	Amy Carzoli	Koronkiewicz
01-3020-302020-XXXXXXX-XX	Advising	Victor Gallegos	Victor Gallegos	Koronkiewicz
01-3020-303010-XXXXXXX-XX	Counseling	Rachel Boldman-OPEN	Sonia Reising	Koronkiewicz
01-3020-303012-XXXXXXX-XX	Assessment	Sarah Ruthven	Daniela Broderick	Broderick
01-3020-303018-XXXXXXX-XX	Testing Center	Amy Carzoli	Amy Carzoli	Koronkiewicz
01-3020-303024-XXXXXXX-XX	Career Services	Karen Taboada-Buur	Catherine Jones	Gabbard
01-3020-303026-XXXXXXX-XX	Workforce Services	Daniela Broderick	Daniela Broderick	Broderick
01-3020-303028-XXXXXXX-XX	Work Keys	Daniela Broderick	Daniela Broderick	Broderick
01-3020-303034-XXXXXXX-XX	Access & Disability Services	Naina Richards	Sonia Reising	Koronkiewicz
01-3020-303036-XXXXXXX-XX	Deaf Services	Chelsey Wintersteen-OP	Sonia Reising	Koronkiewicz
01-3020-303060-XXXXXXX-XX	Success Coach	Victor Gallegos	Victor Gallegos	Koronkiewicz
01-3020-303070-XXXXXXX-XX	Student Engagement & Support	Dee Williams	Sonia Reising	Koronkiewicz
01-3040-302025-XXXXXXX-XX	Financial Aid	Christopher Heftka	Christopher Heftka	Koronkiewicz
01-3040-303022-XXXXXXX-XX	Student Empl-Wrk Stdy	Christopher Heftka	Christopher Heftka	Koronkiewicz
01-3040-501016-XXXXXXX-XX	Gen Institution	Robert M Tenuta	Robert M Tenuta	Tenuta
01-3060-303014-XXXXXXX-XX	Service Learning	Megan Scanlan	Sonia Reising	Koronkiewicz
01-3060-303030-XXXXXXX-XX	Phi Theta Kappa	Heidi Boring	Daniela Broderick	Broderick
01-3060-303032-XXXXXXX-XX	Honors	Christine Grela	Daniela Broderick	Broderick
01-3060-303038-XXXXXXX-XX	Office of Student Inclusion & Diversity	Karen Taboada-Buur	Candice Maxwell	Gabbard
01-3060-303039-XXXXXXX-XX	Student Veteran Resource Center	Dee Williams	Sonia Reising	Koronkiewicz
01-3060-303040-XXXXXXX-XX	Literary Magazine	Matt J Irie	Joe Sullivan	Broderick
01-3060-303042-XXXXXXX-XX	Student Life	Dee Williams	Sonia Reising	Koronkiewicz
01-3060-303044-XXXXXXX-XX	Student Senate	Dee Williams	Sonia Reising	Koronkiewicz
01-3060-303046-XXXXXXX-XX	Student Activity	Dee Williams	Sonia Reising	Koronkiewicz
01-3080-302040-XXXXXXX-XX	Veterans Affairs	Sonia Reising	Sonia Reising	Koronkiewicz
01-3080-303017-XXXXXXX-XX	New Student Welcome	Victor Gallegos	Victor Gallegos	Koronkiewicz
01-3080-303099-XXXXXXX-XX	STEM Supplemental	Christina Coclanis-Lodin	Christina Coclanis-Lodin	Broderick
01-3080-904147-XXXXXXX-XX	Pathways to Persistence & Grad	Christina Swanson	Christina Swanson	Koronkiewicz

Fund Department Code	Fund Title Department Name	Supervisor	Dean/Director	VP/Exec
01-3090-303043-XXXXXXX-XX	Student Advocacy	Lisa Brncich-OPEN	Sonia Reising	Koronkiewicz
01-4010-000000-XXXXXXX-XX	General	Robert M Tenuta	Robert M Tenuta	Tenuta
01-4010-401010-XXXXXXX-XX	Social & Public Svc	Daniela Broderick	Daniela Broderick	Broderick
01-4010-401012-XXXXXXX-XX	Adult Education	Jared List	Jared List	Broderick
01-4010-401030-XXXXXXX-XX	Kids & College	Jake Homuth	Catherine Jones	Gabbard
01-4010-401032-XXXXXXX-XX	Workforce and Community Development	Catherine Jones	Catherine Jones	Gabbard
01-4010-401034-XXXXXXX-XX	Fitness Center	Joel Chapman	Karen Wiley	Koronkiewicz
01-4010-902036-XXXXXXX-XX	FVCC Jul-Dec	Vacant	Catherine Jones	Gabbard
01-4010-904185-XXXXXXX-XX	CAL Director Endowed	Clinton Gabbard	Clinton Gabbard	Gabbard
01-4020-902026-XXXXXXX-XX	ISBDC Jul-Dec	Catherine Jones	Catherine Jones	Gabbard
01-4030-401016-XXXXXXX-XX	SBDC. Mtch 1 Fed	Catherine Jones	Catherine Jones	Gabbard
01-4030-401018-XXXXXXX-XX	SBDC. Mtch 2 Fed	Catherine Jones	Catherine Jones	Gabbard
01-4030-401020-XXXXXXX-XX	SBDC - Mtch Jul-Dec St	Catherine Jones	Catherine Jones	Gabbard
01-4030-401022-XXXXXXX-XX	SBDC - Mtch Jan-Jun St	Catherine Jones	Catherine Jones	Gabbard
01-4040-404010-XXXXXXX-XX	Sustainability	Kim Hankins	Pat Sullivan	Tenuta
01-6010-000000-XXXXXXX-XX	General	Robert M Tenuta	Robert M Tenuta	Tenuta
01-7010-000000-XXXXXXX-XX	General	Robert M Tenuta	Robert M Tenuta	Tenuta
01-7010-505010-XXXXXXX-XX	Shah Center Oper	Pat Sullivan	Pat Sullivan	Tenuta
01-7030-505055-XXXXXXX-XX	Buildings & Grnds	Pat Sullivan	Pat Sullivan	Tenuta
01-8010-000000-XXXXXXX-XX	General	Robert M Tenuta	Robert M Tenuta	Tenuta
01-8010-501012-XXXXXXX-XX	Executive Office	Clinton Gabbard	Clinton Gabbard	Gabbard
01-8010-501013-XXXXXXX-XX	DEBI-Diversity Eq Belong Inc	Candice Maxwell	Candice Maxwell	Gabbard
01-8010-501042-XXXXXXX-XX	Strategic Initiatives	Christina Haggerty	Christina Haggerty	Haggerty
01-8020-501010-XXXXXXX-XX	Duplication	Ryan Klos	Ryan Klos	Haggerty
01-8020-501018-XXXXXXX-XX	Chargebacks	Robert M Tenuta	Robert M Tenuta	Tenuta
01-8020-501020-XXXXXXX-XX	Resource Develmnt	Wendy Lauen	Wendy Lauen	Haggerty
01-8020-501026-XXXXXXX-XX	Clearing Account	Robert M Tenuta	Robert M Tenuta	Tenuta
01-8020-501028-XXXXXXX-XX	Mailroom	Jim Julison	Jim Julison	Tenuta
01-8020-501044-XXXXXXX-XX	Public Service Exp from Aux	Robert M Tenuta	Robert M Tenuta	Tenuta
01-8020-502010-XXXXXXX-XX	Student Accounts	Amy Carzoli	Amy Carzoli	Koronkiewicz
01-8020-502015-XXXXXXX-XX	Business Office	Paula Gardner	Paula Gardner	Tenuta
01-8020-502025-XXXXXXX-XX	Chief Fin Officer/Treasurer	Robert M Tenuta	Robert M Tenuta	Tenuta
01-8020-502030-XXXXXXX-XX	Business Services & Purch	Jim Julison	Jim Julison	Tenuta
01-8030-501022-XXXXXXX-XX	Foundation Supt	Christina Haggerty	Christina Haggerty	Haggerty
01-8030-501032-XXXXXXX-XX	Marketing & Public Relatn	Ryan Klos	Ryan Klos	Haggerty
01-8040-501036-XXXXXXX-XX	Campus Safety	Tom Kretschmer	Tom Kretschmer	Gabbard
01-8040-503010-XXXXXXX-XX	Human Resources	Karen Rasch	Karen Rasch	Koronkiewicz
01-8040-503015-XXXXXXX-XX	Staff Services	Lisa Brncich-OPEN	Sonia Reising	Koronkiewicz

Fund Department Code	Fund Title Department Name	Supervisor	Dean/Director	VP/Exec
01-8050-501014-XXXXXXX-XX	Board Of Trustees	Clinton Gabbard	Clinton Gabbard	Gabbard
01-8060-501015-XXXXXXX-XX	Incident Response	Robert M Tenuta	Robert M Tenuta	Tenuta
01-8060-501016-XXXXXXX-XX	General Institutional Exp	Robert M Tenuta	Robert M Tenuta	Tenuta
01-8060-501024-XXXXXXX-XX	Institutional Sch	Katherine Bellan	Katherine Bellan	Haggerty
01-8060-501040-XXXXXXX-XX	Institutional Liab Act	Robert M Tenuta	Robert M Tenuta	Tenuta
01-8060-503025-XXXXXXX-XX	Employee Health Ins	Robert M Tenuta	Robert M Tenuta	Tenuta
01-8070-506010-XXXXXXX-XX	Institutional Advancement	Christina Haggerty	Christina Haggerty	Haggerty
01-8070-506012-XXXXXXX-XX	Institutional Advancement AQIP	Christina Haggerty	Christina Haggerty	Haggerty
01-8070-506015-XXXXXXX-XX	Institutional Research	Megan Lombardi	Megan Lombardi	Gabbard
01-8080-504010-XXXXXXX-XX	Information Technology	Timothy Hopkins	Timothy Hopkins	Hopkins
01-8080-504015-XXXXXXX-XX	Enterprise Applications	Anita Roewer	Timothy Hopkins	Hopkins
01-8080-504020-XXXXXXX-XX	Infrastructure and Security	G Robert Rasmussen	Timothy Hopkins	Hopkins
01-8080-504030-XXXXXXX-XX	Client Technology Services	Vernon Carter	Vernon Carter	Hopkins
01-8080-504035-XXXXXXX-XX	ERP Implementation	Anita Roewer	Anita Roewer	Hopkins
01-8090-000000-XXXXXXX-XX	General	Robert M Tenuta	Robert M Tenuta	Tenuta
01-9010-000000-XXXXXXX-XX	General	Robert M Tenuta	Robert M Tenuta	Tenuta
01-9030-000000-XXXXXXX-XX	General	Robert M Tenuta	Robert M Tenuta	Tenuta
02 Operations and Maintenance				
02-0000-000000-XXXXXXX-XX	General	Robert M Tenuta	Robert M Tenuta	Tenuta
02-7010-505015-XXXXXXX-XX	Building Maintn	Pat Sullivan	Pat Sullivan	Tenuta
02-7010-505020-XXXXXXX-XX	Switchboard	Lisa Brncich-OPEN	Sonia Reising	Koronkiewicz
02-7010-505060-XXXXXXX-XX	I.S.E.S.	Pat Sullivan	Pat Sullivan	Tenuta
02-7020-505025-XXXXXXX-XX	Custodial Maintn	Pat Sullivan	Pat Sullivan	Tenuta
02-7020-505030-XXXXXXX-XX	Catalyst Campus Custodial Maint	Pat Sullivan	Pat Sullivan	Tenuta
02-7020-505070-XXXXXXX-XX	Catalyst Campus Custodial Main	Pat Sullivan	Pat Sullivan	Tenuta
02-7030-505035-XXXXXXX-XX	Roads & Grounds	Pat Sullivan	Pat Sullivan	Tenuta
02-7030-505036-XXXXXXX-XX	Roads & Grounds-Athletic	Pat Sullivan	Pat Sullivan	Tenuta
02-7030-505055-XXXXXXX-XX	Buildings & Grnds	Pat Sullivan	Pat Sullivan	Tenuta
02-7050-505040-XXXXXXX-XX	Vehicle Expense	Pat Sullivan	Pat Sullivan	Tenuta
02-7060-505045-XXXXXXX-XX	Utility Expense	Pat Sullivan	Pat Sullivan	Tenuta
02-7090-505050-XXXXXXX-XX	Physical Fac Oth	Pat Sullivan	Pat Sullivan	Tenuta
02-8020-501051-XXXXXXX-XX	Parking Lot B & D Project	Pat Sullivan	Pat Sullivan	Tenuta
02-8020-505051-XXXXXXX-XX	Parking Lot B & D Project	Pat Sullivan	Pat Sullivan	Tenuta
02-8060-501058-XXXXXXX-XX	Storage Building	Pat Sullivan	Pat Sullivan	Tenuta
03 Operations and Maintenance Restricted				
03-0000-000000-XXXXXXX-XX	General	Robert M Tenuta	Robert M Tenuta	Tenuta
03-6080-501061-XXXXXXX-XX	Univeristy Center Building	Robert M Tenuta	Robert M Tenuta	Tenuta
03-8020-501030-XXXXXXX-XX	Replacement Reserv	Robert M Tenuta	Robert M Tenuta	Tenuta

Fund Department Code	Fund Title Department Name	Supervisor	Dean/Director	VP/Exec
03-8020-501031-XXXXXXX-XX	Culinary Mgt Cafe Proj	Robert M Tenuta	Robert M Tenuta	Tenuta
03-8020-501048-XXXXXXX-XX	Subscriptions	Paula Gardner	Paula Gardner	Tenuta
03-8020-501049-XXXXXXX-XX	Leases	Robert M Tenuta	Robert M Tenuta	Tenuta
03-8020-501050-XXXXXXX-XX	Building E & D Project	Robert M Tenuta	Robert M Tenuta	Tenuta
03-8020-501052-XXXXXXX-XX	Site Acquisition	Robert M Tenuta	Robert M Tenuta	Tenuta
03-8020-501053-XXXXXXX-XX	IDOT Project	Robert M Tenuta	Robert M Tenuta	Tenuta
03-8020-501054-XXXXXXX-XX	Capital Leases	Robert M Tenuta	Robert M Tenuta	Tenuta
03-8060-501016-XXXXXXX-XX	General Institutional Exp	Robert M Tenuta	Robert M Tenuta	Tenuta
03-8060-501055-XXXXXXX-XX	Health & Science Proj	Robert M Tenuta	Robert M Tenuta	Tenuta
03-8060-501056-XXXXXXX-XX	Greenhouse Project	Robert M Tenuta	Robert M Tenuta	Tenuta
03-8060-501057-XXXXXXX-XX	Building A Renovations	Robert M Tenuta	Robert M Tenuta	Tenuta
03-8060-501059-XXXXXXX-XX	CDB Loading Dock Project	Robert M Tenuta	Robert M Tenuta	Tenuta
03-8060-501060-XXXXXXX-XX	CATI Building CDB Project	Robert M Tenuta	Robert M Tenuta	Tenuta
03-8060-501062-XXXXXXX-XX	Ring Road CDB Project	Pat Sullivan	Pat Sullivan	Tenuta
03-8060-501063-XXXXXXX-XX	2024 BP1 - Renovation	Pat Sullivan	Pat Sullivan	Tenuta
03-8060-501070-XXXXXXX-XX	2024 BP2 - Renovation	Pat Sullivan	Pat Sullivan	Tenuta
04 Bond and Interest				
04-0000-000000-XXXXXXX-XX	General	Robert M Tenuta	Robert M Tenuta	Tenuta
04-8060-501017-XXXXXXX-XX	Institutional	Robert M Tenuta	Robert M Tenuta	Tenuta
05 Auxiliary				
05-0000-000000-XXXXXXX-XX	General	Robert M Tenuta	Robert M Tenuta	Tenuta
05-0000-201045-XXXXXXX-XX	ONLINE CE/CAREER TRAINING	Jake Homuth	Catherine Jones	Gabbard
05-0000-401024-XXXXXXX-XX	Personal Development Program	Jake Homuth	Catherine Jones	Gabbard
05-0000-401026-XXXXXXX-XX	Retired Adult Prog	Jake Homuth	Catherine Jones	Gabbard
05-0000-404015-XXXXXXX-XX	People In Need	Christina Haggerty	Christina Haggerty	Haggerty
05-0000-501033-XXXXXXX-XX	Tartan Bistro - Cullinary	Tina Drzal	Dawn Britton	Broderick
05-0000-501054-XXXXXXX-XX	Capital Leases	Robert M Tenuta	Robert M Tenuta	Tenuta
05-0000-601005-XXXXXXX-XX	University Center	Kailley Harmon	Daniela Broderick	Broderick
05-0000-601010-XXXXXXX-XX	Conferences and Rental	Katherine Bellan	Katherine Bellan	Haggerty
05-0000-601015-XXXXXXX-XX	CLC	Lisha Linder	Dawn Britton	Broderick
05-0000-602010-XXXXXXX-XX	The MCC Store	Christina Haggerty	Christina Haggerty	Haggerty
05-0000-603010-XXXXXXX-XX	Food Service Admin	Kurt Kurlek	Kurt Kurlek	Tenuta
05-0000-604020-XXXXXXX-XX	Traffic Safety Program	Catherine Jones	Catherine Jones	Gabbard
05-0000-604025-XXXXXXX-XX	Focus on the Kids	Jake Homuth	Catherine Jones	Gabbard
05-0000-604030-XXXXXXX-XX	Center for Agrarian Learning	Sheri Doyel	Sheri Doyel	Gabbard
05-0000-605010-XXXXXXX-XX	Athletics	Karen Wiley	Karen Wiley	Koronkiewicz
05-0000-609020-XXXXXXX-XX	MCC Floral Shop	Garrett Beier	Christina Coclanis-Lodin	Broderick
05-0000-609025-XXXXXXX-XX	Workforce Training - Open Enrollment	Catherine Jones	Catherine Jones	Gabbard

Fund Department Code	Fund Title Department Name	Supervisor	Dean/Director	VP/Exec
05-0000-609030-XXXXXXX-XX	Workforce Training - Contract Training	Catherine Jones	Catherine Jones	Gabbard
05-0000-609032-XXXXXXX-XX	Workforce Training Program	Jake Homuth	Catherine Jones	Gabbard
05-0000-904159-XXXXXXX-XX	CRRSA-HEERF II Institutional	Robert M Tenuta	Robert M Tenuta	Tenuta
05-2030-201045-XXXXXXX-XX	ONLINE CE/CAREER TRAINING	Jake Homuth	Catherine Jones	Gabbard
05-3060-303048-XXXXXXX-XX	The "Tartan"	Toni Countryman	Joe Sullivan	Broderick
05-4000-604020-XXXXXXX-XX	Traffic Safety Program	Catherine Jones	Catherine Jones	Gabbard
05-4000-604025-XXXXXXX-XX	Focus on the Kids	Jake Homuth	Catherine Jones	Gabbard
05-4010-401024-XXXXXXX-XX	Personal Development Program	Jake Homuth	Catherine Jones	Gabbard
05-4010-401026-XXXXXXX-XX	Retired Adult Prog	Jake Homuth	Catherine Jones	Gabbard
05-4010-604030-XXXXXXX-XX	Center for Agrarian Learning	Sheri Doyel	Sheri Doyel	Gabbard
05-4040-404015-XXXXXXX-XX	Center for Non-Profit Leadership	Christina Haggerty	Christina Haggerty	Haggerty
05-6010-501033-XXXXXXX-XX	Tartan Bistro - Cullinary	Tina Drzal	Dawn Britton	Broderick
05-6010-603010-XXXXXXX-XX	Food Service Admin	Kurt Kurlek	Kurt Kurlek	Tenuta
05-6020-602010-XXXXXXX-XX	The MCC Store	Christina Haggerty	Christina Haggerty	Haggerty
05-6040-605010-XXXXXXX-XX	Athletics	Karen Wiley	Karen Wiley	Koronkiewicz
05-6080-601005-XXXXXXX-XX	University Center	Kailley Harmon	Daniela Broderick	Broderick
05-6080-601010-XXXXXXX-XX	Conferences and Rental	Katherine Bellan	Katherine Bellan	Haggerty
05-6090-601015-XXXXXXX-XX	CLC	Lisha Linder	Dawn Britton	Broderick
05-6090-609020-XXXXXXX-XX	MCC Floral Shop	Garrett Beier	Christina Coclanis-Lodin	Broderick
05-6090-609022-XXXXXXX-XX	Workforce Comm & Bus Prog	Catherine Jones	Catherine Jones	Gabbard
05-6090-609025-XXXXXXX-XX	Workforce Training - Open Enrollment	Catherine Jones	Catherine Jones	Gabbard
05-6090-609030-XXXXXXX-XX	Workforce Training - Contract Training	Catherine Jones	Catherine Jones	Gabbard
05-6090-609032-XXXXXXX-XX	Workforce Training Program	Jake Homuth	Catherine Jones	Gabbard
06 Restricted Purposes				
06-0000-000000-XXXXXXX-XX	General	Robert M Tenuta	Robert M Tenuta	Tenuta
06-0000-302030-XXXXXXX-XX	Federal Programs	Christopher Heftka	Christopher Heftka	Koronkiewicz
06-0000-302032-XXXXXXX-XX	Federal-Student Workers	Christopher Heftka	Christopher Heftka	Koronkiewicz
06-0000-900000-XXXXXXX-XX	General	Robert M Tenuta	Robert M Tenuta	Tenuta
06-0000-901016-XXXXXXX-XX	Federal Basic Adult Ed	Jared List	Jared List	Broderick
06-0000-901018-XXXXXXX-XX	English Literacy / Civics	Jared List	Jared List	Broderick
06-0000-901020-XXXXXXX-XX	GI Bill Student Grants	Christopher Heftka	Christopher Heftka	Koronkiewicz
06-0000-901022-XXXXXXX-XX	SBDC Federal 1	Catherine Jones	Catherine Jones	Gabbard
06-0000-901026-XXXXXXX-XX	Perkins IV PostSecond Basic	Daniela Broderick	Daniela Broderick	Broderick
06-0000-902010-XXXXXXX-XX	IL CoopWork Study	Catherine Jones	Catherine Jones	Gabbard
06-0000-902011-XXXXXXX-XX	IL Coop Work Study	Tom McGee	Tom McGee	Broderick
06-0000-902014-XXXXXXX-XX	State Basic Adult Ed	Jared List	Jared List	Broderick
06-0000-902016-XXXXXXX-XX	Community Literacy Program	Jared List	Jared List	Broderick
06-0000-902024-XXXXXXX-XX	MAP Grant Award	Christopher Heftka	Christopher Heftka	Koronkiewicz

Fund Department Code	Fund Title Department Name	Supervisor	Dean/Director	VP/Exec
06-0000-902027-XXXXXXX-XX	ECACE-Early Childhood Access	Lisha Linder	Dawn Britton	Broderick
06-0000-902030-XXXXXXX-XX	ISBDC Program Revenue	Catherine Jones	Catherine Jones	Gabbard
06-0000-902033-XXXXXXX-XX	IGEN - Renewable Energy	Kim Hankins	Pat Sullivan	Tenuta
06-0000-902034-XXXXXXX-XX	Illinois Green Economy	Kim Hankins	Pat Sullivan	Tenuta
06-0000-902040-XXXXXXX-XX	State Performance	Jared List	Jared List	Broderick
06-0000-902060-XXXXXXX-XX	Dpnds Police Fire Corr Off Grt	Dawn Britton	Dawn Britton	Broderick
06-0000-904060-XXXXXXX-XX	IRS Vol Income Tax Asst Grant	Ann Esarco-OPEN	Dawn Britton	Broderick
06-0000-904075-XXXXXXX-XX	Redefining HS/College Transiti	Robert M Tenuta	Robert M Tenuta	Tenuta
06-0000-904090-XXXXXXX-XX	WIOA Out-of-School Youth Prog	Daniela Broderick	Daniela Broderick	Broderick
06-0000-904110-XXXXXXX-XX	Upward Bound Grant	Rene Govea	Sonia Reising	Koronkiewicz
06-0000-904115-XXXXXXX-XX	Urban Agriculture Grant	Daniela Broderick	Daniela Broderick	Broderick
06-0000-904120-XXXXXXX-XX	Nuts Bolts Thingamajigs Grant	Jake Homuth	Catherine Jones	Gabbard
06-0000-904127-XXXXXXX-XX	Skyepack Textbook Liberation	Julie Freelove	Dawn Britton	Broderick
06-0000-904130-XXXXXXX-XX	Sage Legacy Grant	Catherine Jones	Catherine Jones	Gabbard
06-0000-904134-XXXXXXX-XX	Childcare Access-CCAMPIS Grant	Lisha Linder	Dawn Britton	Broderick
06-0000-904136-XXXXXXX-XX	IMA Education Foundation Grant	Catherine Jones	Catherine Jones	Gabbard
06-0000-904139-XXXXXXX-XX	DGLF Adult Literacy Grant	Jared List	Jared List	Broderick
06-0000-904140-XXXXXXX-XX	CCT-Food Land Opportunity	Sheri Doyel	Sheri Doyel	Gabbard
06-0000-904141-XXXXXXX-XX	Innovative Bridge & Transition	Jared List	Jared List	Broderick
06-0000-904147-XXXXXXX-XX	Pathways to Persistence & Grad	Christina Swanson	Christina Swanson	Koronkiewicz
06-0000-904150-XXXXXXX-XX	Emergency Relief Funds	Robert M Tenuta	Robert M Tenuta	Tenuta
06-0000-904151-XXXXXXX-XX	Bridge to Success-CFMC	Talia Koronkiewicz	Talia Koronkiewicz	Koronkiewicz
06-0000-904152-XXXXXXX-XX	SIP Emergency Relief Fund	Christina Swanson	Christina Swanson	Koronkiewicz
06-0000-904153-XXXXXXX-XX	Competency Based Education	Daniela Broderick	Daniela Broderick	Broderick
06-0000-904154-XXXXXXX-XX	Ed Stabilization Fund-GEER	Sonia Reising	Sonia Reising	Koronkiewicz
06-0000-904155-XXXXXXX-XX	IL SBDC Cares Act Funds	Catherine Jones	Catherine Jones	Gabbard
06-0000-904156-XXXXXXX-XX	Perkins CTE Improvement Grant	Catherine Jones	Catherine Jones	Gabbard
06-0000-904157-XXXXXXX-XX	CURES Act Grant	Daniela Broderick	Daniela Broderick	Broderick
06-0000-904158-XXXXXXX-XX	CRRSA-Coronavirus Relief	Robert M Tenuta	Robert M Tenuta	Tenuta
06-0000-904159-XXXXXXX-XX	CRRSA-HEERF II Institutional	Robert M Tenuta	Robert M Tenuta	Tenuta
06-0000-904160-XXXXXXX-XX	ARP-HEERF III Student	Robert M Tenuta	Robert M Tenuta	Tenuta
06-0000-904161-XXXXXXX-XX	CRRSA-HEERF III Institutional	Robert M Tenuta	Robert M Tenuta	Tenuta
06-0000-904163-XXXXXXX-XX	Family Health Partnership Clin	Daniela Broderick	Daniela Broderick	Broderick
06-0000-904164-XXXXXXX-XX	ETSB Starcom21 McHenry Cty	Tom Kretschmer	Tom Kretschmer	Gabbard
06-0000-904165-XXXXXXX-XX	CFMC Career Exploration Grant	Catherine Jones	Catherine Jones	Gabbard
06-0000-904167-XXXXXXX-XX	GEER II-Learning Renewal Plan	Sonia Reising	Sonia Reising	Koronkiewicz
06-0000-904168-XXXXXXX-XX	USDA Campus-Based Food Hub	Sheri Doyel	Sheri Doyel	Gabbard
06-0000-904169-XXXXXXX-XX	Specialty Crop Grant Grant	Sheri Doyel	Sheri Doyel	Gabbard

Fund Department Code	Fund Title Department Name	Supervisor	Dean/Director	VP/Exec
06-0000-904170-XXXXXXX-XX	Advance McHenry Cty-CATI Equip	Tom McGee	Tom McGee	Broderick
06-0000-904171-XXXXXXX-XX	AdvanceMcHenryCty-Man Pathways	Catherine Jones	Catherine Jones	Gabbard
06-0000-904172-XXXXXXX-XX	Job Training/Econ Dev-JTED	Catherine Jones	Catherine Jones	Gabbard
06-0000-904174-XXXXXXX-XX	ECACE-Early Childhood Access	Dawn Britton	Dawn Britton	Broderick
06-0000-904175-XXXXXXX-XX	IMEC/AdvMcHCty/Workplace Skill	Catherine Jones	Catherine Jones	Gabbard
06-0000-904176-XXXXXXX-XX	College Bridge Grant	Sonia Reising	Sonia Reising	Koronkiewicz
06-0000-904177-XXXXXXX-XX	Dual Credit Program Expansion	Cara Schultz	Daniela Broderick	Broderick
06-0000-904178-XXXXXXX-XX	Upward Bound Harvard CUSD 50	Rene Govea	Sonia Reising	Koronkiewicz
06-0000-904179-XXXXXXX-XX	PATH-Pipeline Adv Hlthcare	Betsy Schnowske	Betsy Schnowske	Broderick
06-0000-904180-XXXXXXX-XX	IBHE Nursing School Grant	Betsy Schnowske	Christina Coclanis-Lodin	Broderick
06-0000-904181-XXXXXXX-XX	Mental Health Early Action	Dee Williams	Sonia Reising	Koronkiewicz
06-0000-904182-XXXXXXX-XX	Trades School Grant	Tom McGee	Tom McGee	Broderick
06-0000-904183-XXXXXXX-XX	Lieb Director Endowed	Marla Garrison	Marla Garrison	Gabbard
06-0000-904184-XXXXXXX-XX	CATI Director Endowed	Clinton Gabbard	Clinton Gabbard	Gabbard
06-0000-904185-XXXXXXX-XX	CAL Director Endowed	Clinton Gabbard	Clinton Gabbard	Gabbard
06-0000-904186-XXXXXXX-XX	Midwest Schools	Sheri Doyel	Sheri Doyel	Gabbard
06-0000-904188-XXXXXXX-XX	Rev Up EV Grant	Tom McGee	Tom McGee	Broderick
06-0000-904189-XXXXXXX-XX	Digital Instruction Adult Ed	Daniela Broderick	Daniela Broderick	Broderick
06-0000-904190-XXXXXXX-XX	Access and Equity-Dual Credit	Daniela Broderick	Daniela Broderick	Broderick
06-0000-904191-XXXXXXX-XX	Non-credit Workfrc Train Grant	Catherine Jones	Catherine Jones	Gabbard
06-0000-904192-XXXXXXX-XX	RAILS My Library is	Daniela Broderick	Daniela Broderick	Broderick
06-0000-904195-XXXXXXX-XX	Taking Back the Trades Round 2	Tom Mcgee	Tom Mcgee	Broderick
06-0000-904196-XXXXXXX-XX	Upward Bound Non-Grant	Rene Govea	Sonia Reising	Koronkiewicz
06-0000-904197-XXXXXXX-XX	FOGLIA (CATI) Equip DOE Grant	Tom McGee	Tom McGee	Broderick
06-0000-904198-XXXXXXX-XX	IGEN for HVAC Grant	Kim Hankins	Pat Sullivan	Tenuta
06-0000-904199-XXXXXXX-XX	FAFSA Grant	Christopher Heftka	Christopher Heftka	Koronkiewicz
06-0000-904201-XXXXXXX-XX	Make it in Illinois Program	Tom McGee	Tom McGee	Broderick
06-1010-904183-XXXXXXX-XX	Lieb Director Endowed	Marla Garrison	Marla Garrison	Gabbard
06-1030-904153-XXXXXXX-XX	Competency Based Education	Daniela Broderick	Daniela Broderick	Broderick
06-1030-904170-XXXXXXX-XX	Advance McHenry Cty-CATI Equip	Tom McGee	Tom McGee	Broderick
06-1030-904174-XXXXXXX-XX	ECACE-Early Childhood Access	Dawn Britton	Dawn Britton	Broderick
06-1030-904184-XXXXXXX-XX	CATI Director Endowed	Clinton Gabbard	Clinton Gabbard	Gabbard
06-1030-904188-XXXXXXX-XX	Rev Up EV Grant	Tom McGee	Tom McGee	Broderick
06-1030-904197-XXXXXXX-XX	FOGLIA (CATI) Equip DOE Grant	Tom McGee	Tom McGee	Broderick
06-1030-904198-XXXXXXX-XX	IGEN for HVAC Grant	Kim Hankins	Pat Sullivan	Tenuta
06-1040-904149-XXXXXXX-XX	Transition Instruction Math	Daniela Broderick	Daniela Broderick	Broderick
06-1040-904179-XXXXXXX-XX	PATH-Pipeline Adv Hlthcare	Betsy Schnowske	Betsy Schnowske	Broderick
06-1040-904180-XXXXXXX-XX	IBHE Nursing School Grant	Betsy Schnowske	Christina Coclanis-Lodin	Broderick

Fund Department Code	Fund Title Department Name	Supervisor	Dean/Director	VP/Exec
06-1060-901016-XXXXXXX-XX	Federal Basic Adult Ed	Jared List	Jared List	Broderick
06-1060-901018-XXXXXXX-XX	English Literacy / Civics	Jared List	Jared List	Broderick
06-1060-902014-XXXXXXX-XX	State Basic Adult Ed	Jared List	Jared List	Broderick
06-1060-902016-XXXXXXX-XX	Community Literacy Program	Jared List	Jared List	Broderick
06-1060-902040-XXXXXXX-XX	State Performance	Jared List	Jared List	Broderick
06-1060-904139-XXXXXXX-XX	DGLF Adult Literacy Grant	Jared List	Jared List	Broderick
06-1060-904189-XXXXXXX-XX	Digital Instruction Adult Ed	Daniela Broderick	Daniela Broderick	Broderick
06-1090-904090-XXXXXXX-XX	WIOA Out-of-School Youth Prog	Daniela Broderick	Daniela Broderick	Broderick
06-2010-904192-XXXXXXX-XX	RAILS My Library is	Daniela Broderick	Daniela Broderick	Broderick
06-2080-904127-XXXXXXX-XX	Skyepack Textbook Liberation	Julie Freelove	Tom McGee	Broderick
06-2080-904140-XXXXXXX-XX	CCT-Food Land Opportunity	Sheri Doyel	Sheri Doyel	Gabbard
06-2080-904141-XXXXXXX-XX	Innovative Bridge & Transition	Jared List	Jared List	Broderick
06-2080-904156-XXXXXXX-XX	Perkins CTE Improvement Grant	Catherine Jones	Catherine Jones	Gabbard
06-2080-904177-XXXXXXX-XX	Dual Credit Program Expansion	Cara Schultz	Daniela Broderick	Broderick
06-2080-904190-XXXXXXX-XX	Access and Equity-Dual Credit	Daniela Broderick	Daniela Broderick	Broderick
06-2090-904157-XXXXXXX-XX	CURES Act Grant	Daniela Broderick	Daniela Broderick	Broderick
06-2090-904176-XXXXXXX-XX	College Bridge Grant	Sonia Reising	Sonia Reising	Koronkiewicz
06-3010-901020-XXXXXXX-XX	GI Bill Student Grants	Christopher Heftka	Christopher Heftka	Koronkiewicz
06-3020-901022-XXXXXXX-XX	SBDC Federal 1	Catherine Jones	Catherine Jones	Gabbard
06-3020-904075-XXXXXXX-XX	Redefining HS/College Transiti	Robert M Tenuta	Robert M Tenuta	Tenuta
06-3020-904110-XXXXXXX-XX	Upward Bound Grant	Rene Govea	Sonia Reising	Koronkiewicz
06-3020-904165-XXXXXXX-XX	CFMC Career Exploration Grant	Catherine Jones	Catherine Jones	Gabbard
06-3020-904178-XXXXXXX-XX	Upward Bound Harvard CUSD 50	Rene Govea	Sonia Reising	Koronkiewicz
06-3020-904182-XXXXXXX-XX	Trades School Grant	Tom McGee	Tom McGee	Broderick
06-3020-904195-XXXXXXX-XX	Taking Back the Trades Round 2	Tom Mcgee	Tom Mcgee	Broderick
06-3020-904196-XXXXXXX-XX	Upward Bound Non-Grant	Rene Govea	Sonia Reising	Koronkiewicz
06-3030-904181-XXXXXXX-XX	Mental Health Early Action	Dee Williams	Sonia Reising	Koronkiewicz
06-3040-302030-XXXXXXX-XX	Federal Programs	Christopher Heftka	Christopher Heftka	Koronkiewicz
06-3040-901026-XXXXXXX-XX	Perkins IV PostSecond Basic	Daniela Broderick	Daniela Broderick	Broderick
06-3040-904199-XXXXXXX-XX	FAFSA Grant	Christopher Heftka	Christopher Heftka	Koronkiewicz
06-3080-904147-XXXXXXX-XX	Pathways to Persistence & Grad	Christina Swanson	Christina Swanson	Koronkiewicz
06-3080-904152-XXXXXXX-XX	SIP Emergency Relief Fund	Christina Swanson	Christina Swanson	Koronkiewicz
06-3090-904163-XXXXXXX-XX	Family Health Partnership Clin	Daniela Broderick	Daniela Broderick	Broderick
06-3090-904168-XXXXXXX-XX	USDA Campus-Based Food Hub	Sheri Doyel	Sheri Doyel	Gabbard
06-4010-904120-XXXXXXX-XX	Nuts Bolts Thingamajigs Grant	Jake Homuth	Catherine Jones	Gabbard
06-4010-904185-XXXXXXX-XX	CAL Director Endowed	Clinton Gabbard	Clinton Gabbard	Gabbard
06-4010-904191-XXXXXXX-XX	Non-credit Workfrc Train Grant	Catherine Jones	Catherine Jones	Gabbard
06-4020-902010-XXXXXXX-XX	IL CoopWork Study	Catherine Jones	Catherine Jones	Gabbard

Fund Department Code	Fund Title Department Name	Supervisor	Dean/Director	VP/Exec
06-4020-902011-XXXXXXX-XX	IL Coop Work Study	Catherine Jones	Catherine Jones	Gabbard
06-4020-902030-XXXXXXX-XX	ISBDC Program Revenue	Catherine Jones	Catherine Jones	Gabbard
06-4020-904130-XXXXXXX-XX	Sage Legacy Grant	Catherine Jones	Catherine Jones	Gabbard
06-4020-904136-XXXXXXX-XX	IMA Education Foundation Grant	Catherine Jones	Catherine Jones	Gabbard
06-4020-904151-XXXXXXX-XX	Bridge to Success-CFMC	Talia Koronkiewicz	Talia Koronkiewicz	Koronkiewicz
06-4020-904169-XXXXXXX-XX	Specialty Crop Grant Grant	Sheri Doyel	Sheri Doyel	Gabbard
06-4020-904171-XXXXXXX-XX	AdvanceMcHenryCty-Man Pathways	Catherine Jones	Daniela Broderick	Broderick
06-4020-904172-XXXXXXX-XX	Job Training/Econ Dev-JTED	Catherine Jones	Catherine Jones	Gabbard
06-4020-904175-XXXXXXX-XX	IMEC/AdvMcHCty/Workplace Skill	Catherine Jones	Catherine Jones	Gabbard
06-4020-904186-XXXXXXX-XX	Midwest Schools	Sheri Doyel	Sheri Doyel	Gabbard
06-4030-902033-XXXXXXX-XX	IGEN - Renewable Energy	Kim Hankins	Pat Sullivan	Tenuta
06-4030-904155-XXXXXXX-XX	IL SBDC Cares Act Funds	Catherine Jones	Catherine Jones	Gabbard
06-4040-904060-XXXXXXX-XX	IRS Vol Income Tax Asst Grant	Ann Esarco-OPEN	Dawn Britton	Broderick
06-7090-902034-XXXXXXX-XX	Illinois Green Economy	Kim Hankins	Pat Sullivan	Tenuta
06-8040-904164-XXXXXXX-XX	ETSB Starcom21 McHenry Cty	Tom Kretschmer	Tom Kretschmer	Gabbard
06-8060-904159-XXXXXXX-XX	CRRSA-HEERF II Institutional	Robert M Tenuta	Robert M Tenuta	Tenuta
06-8060-904161-XXXXXXX-XX	CRRSA-HEERF III Institutional	Robert M Tenuta	Robert M Tenuta	Tenuta
06-9010-902024-XXXXXXX-XX	MAP Grant Award	Christopher Heftka	Christopher Heftka	Koronkiewicz
06-9010-902027-XXXXXXX-XX	ECACE-Early Childhood Access	Lisha Linder	Dawn Britton	Broderick
06-9010-902060-XXXXXXX-XX	Dpnds Police Fire Corr Off Grt	Daniela Broderick	Daniela Broderick	Broderick
06-9010-904134-XXXXXXX-XX	Childcare Access-CCAMPIS Grant	Lisha Linder	Dawn Britton	Broderick
06-9010-904150-XXXXXXX-XX	Emergency Relief Funds	Robert M Tenuta	Robert M Tenuta	Tenuta
06-9010-904154-XXXXXXX-XX	Ed Stabilization Fund-GEER	Sonia Reising	Sonia Reising	Koronkiewicz
06-9010-904158-XXXXXXX-XX	CRRSA-Coronavirus Relief	Robert M Tenuta	Robert M Tenuta	Tenuta
06-9010-904160-XXXXXXX-XX	ARP-HEERF III Student	Robert M Tenuta	Robert M Tenuta	Tenuta
06-9010-904167-XXXXXXX-XX	GEER II-Learning Renewal Plan	Sonia Reising	Sonia Reising	Koronkiewicz
06-9030-302032-XXXXXXX-XX	Federal-Student Workers	Christopher Heftka	Christopher Heftka	Koronkiewicz
07 Working Cash				
07-0000-000000-XXXXXXX-XX	General	Robert M Tenuta	Robert M Tenuta	Tenuta
07-8060-501016-XXXXXXX-XX	General Institutional Exp	Robert M Tenuta	Robert M Tenuta	Tenuta
08 General Fixed Asset				
08-0000-000000-XXXXXXX-XX	General	Robert M Tenuta	Robert M Tenuta	Tenuta
08-1010-000000-XXXXXXX-XX	General	Robert M Tenuta	Robert M Tenuta	Tenuta
08-1010-501016-XXXXXXX-XX	General Institutional Exp	Robert M Tenuta	Robert M Tenuta	Tenuta
08-1090-000000-XXXXXXX-XX	General	Robert M Tenuta	Robert M Tenuta	Tenuta
08-2010-000000-XXXXXXX-XX	General	Robert M Tenuta	Robert M Tenuta	Tenuta
08-2010-501016-XXXXXXX-XX	General Institutional Exp	Robert M Tenuta	Robert M Tenuta	Tenuta
08-3010-000000-XXXXXXX-XX	General	Robert M Tenuta	Robert M Tenuta	Tenuta

Fund Department Code	Fund Title Department Name	Supervisor	Dean/Director	VP/Exec
08-3010-501016-XXXXXXX-XX	General Institutional Exp	Robert M Tenuta	Robert M Tenuta	Tenuta
08-4010-000000-XXXXXXX-XX	General	Robert M Tenuta	Robert M Tenuta	Tenuta
08-4010-501016-XXXXXXX-XX	General Institutional Exp	Robert M Tenuta	Robert M Tenuta	Tenuta
08-4090-000000-XXXXXXX-XX	General	Robert M Tenuta	Robert M Tenuta	Tenuta
08-6010-000000-XXXXXXX-XX	General	Robert M Tenuta	Robert M Tenuta	Tenuta
08-6010-501016-XXXXXXX-XX	General Institutional Exp	Robert M Tenuta	Robert M Tenuta	Tenuta
08-7010-000000-XXXXXXX-XX	General	Robert M Tenuta	Robert M Tenuta	Tenuta
08-7010-501016-XXXXXXX-XX	General Institutional Exp	Robert M Tenuta	Robert M Tenuta	Tenuta
08-7090-000000-XXXXXXX-XX	General	Robert M Tenuta	Robert M Tenuta	Tenuta
08-8010-000000-XXXXXXX-XX	General	Robert M Tenuta	Robert M Tenuta	Tenuta
08-8010-501016-XXXXXXX-XX	General Institutional Exp	Robert M Tenuta	Robert M Tenuta	Tenuta
08-8090-000000-XXXXXXX-XX	General	Robert M Tenuta	Robert M Tenuta	Tenuta
08-9010-000000-XXXXXXX-XX	General	Robert M Tenuta	Robert M Tenuta	Tenuta
09 General Long-Term Debt				
09-0000-000000-XXXXXXX-XX	General	Robert M Tenuta	Robert M Tenuta	Tenuta
09-1000-501040-XXXXXXX-XX	Institutional Liab Act	Robert M Tenuta	Robert M Tenuta	Tenuta
09-2000-501040-XXXXXXX-XX	Institutional Liab Act	Robert M Tenuta	Robert M Tenuta	Tenuta
09-3000-501040-XXXXXXX-XX	Institutional Liab Act	Robert M Tenuta	Robert M Tenuta	Tenuta
09-4000-501040-XXXXXXX-XX	Institutional Liab Act	Robert M Tenuta	Robert M Tenuta	Tenuta
09-6000-501040-XXXXXXX-XX	Institutional Liab Act	Robert M Tenuta	Robert M Tenuta	Tenuta
09-8000-501040-XXXXXXX-XX	Institutional Liab Act	Robert M Tenuta	Robert M Tenuta	Tenuta
09-8060-501040-XXXXXXX-XX	Institutional Liab Act	Robert M Tenuta	Robert M Tenuta	Tenuta
09-9000-501040-XXXXXXX-XX	Institutional Liab Act	Robert M Tenuta	Robert M Tenuta	Tenuta
10 Trust & Agency				
10-0000-000000-XXXXXXX-XX	General	Robert M Tenuta	Robert M Tenuta	Tenuta
10-0000-900005-XXXXXXX-XX	Literacy Volunteer Donations	Fund10	Fund10	Fund10
10-0000-900006-XXXXXXX-XX	Grant Revenue Aids Task Force	Fund10	Fund10	Fund10
10-0000-900008-XXXXXXX-XX	Virginia State Njbc Fund	Fund10	Fund10	Fund10
10-0000-900009-XXXXXXX-XX	Art-O-Mat	Fund10	Fund10	Fund10
10-0000-900011-XXXXXXX-XX	Govt Assist Refundable	Fund10	Fund10	Fund10
10-0000-900012-XXXXXXX-XX	Assessment Conference	Fund10	Fund10	Fund10
10-0000-900016-XXXXXXX-XX	Art Club	Fund10	Fund10	Fund10
10-0000-900018-XXXXXXX-XX	Soccer Club	Fund10	Fund10	Fund10
10-0000-900019-XXXXXXX-XX	Sherman Hospital Aux	Fund10	Fund10	Fund10
10-0000-900020-XXXXXXX-XX	Maryville Academy	Fund10	Fund10	Fund10
10-0000-900021-XXXXXXX-XX	Student Life Fundraisers	Fund10	Fund10	Fund10
10-0000-900023-XXXXXXX-XX	Fitness Center Fundraising	Fund10	Fund10	Fund10
10-0000-900024-XXXXXXX-XX	Skyway Co-Cirricular Account	Fund10	Fund10	Fund10

Fund Department Code	Fund Title Department Name	Supervisor	Dean/Director	VP/Exec
10-0000-900026-XXXXXXX-XX	AAWCC-Amer Assoc Women Com Clg	Fund10	Fund10	Fund10
10-0000-900027-XXXXXXX-XX	Schol Progr Administrat	Fund10	Fund10	Fund10
10-0000-900028-XXXXXXX-XX	Students for Life	Fund10	Fund10	Fund10
10-0000-900029-XXXXXXX-XX	Philosophy Club	Fund10	Fund10	Fund10
10-0000-900030-XXXXXXX-XX	Black Student Union	Fund10	Fund10	Fund10
10-0000-900031-XXXXXXX-XX	MCC Chess Club	Fund10	Fund10	Fund10
10-0000-900032-XXXXXXX-XX	Campus Christian Fellowship	Fund10	Fund10	Fund10
10-0000-900033-XXXXXXX-XX	Pride Club	Fund10	Fund10	Fund10
10-0000-900035-XXXXXXX-XX	Cheshire Cheese Society	Fund10	Fund10	Fund10
10-0000-900036-XXXXXXX-XX	Environmental Action Club	Fund10	Fund10	Fund10
10-0000-900037-XXXXXXX-XX	Video Game Club	Fund10	Fund10	Fund10
10-0000-900038-XXXXXXX-XX	Forensics Team	Fund10	Fund10	Fund10
10-0000-900044-XXXXXXX-XX	Fencing Club	Fund10	Fund10	Fund10
10-0000-900045-XXXXXXX-XX	Drama Club	Fund10	Fund10	Fund10
10-0000-900046-XXXXXXX-XX	Student Peace Action Network	Fund10	Fund10	Fund10
10-0000-900047-XXXXXXX-XX	Travel Club	Fund10	Fund10	Fund10
10-0000-900048-XXXXXXX-XX	Student Nursing Organization	Fund10	Fund10	Fund10
10-0000-900049-XXXXXXX-XX	Student Veteran Club	Fund10	Fund10	Fund10
10-0000-900050-XXXXXXX-XX	Student Ethical Treatmt Animal	Fund10	Fund10	Fund10
10-0000-900052-XXXXXXX-XX	Spanish Program Dev	Fund10	Fund10	Fund10
10-0000-900053-XXXXXXX-XX	Hospitality Club	Fund10	Fund10	Fund10
10-0000-900054-XXXXXXX-XX	Rotaract Service Club	Fund10	Fund10	Fund10
10-0000-900055-XXXXXXX-XX	Future Engineering Scientist	Fund10	Fund10	Fund10
10-0000-900056-XXXXXXX-XX	Writers Block Creative Writing	Fund10	Fund10	Fund10
10-0000-900057-XXXXXXX-XX	Honors Scholarship	Fund10	Fund10	Fund10
10-0000-900058-XXXXXXX-XX	Faculty Assoc Schol	Fund10	Fund10	Fund10
10-0000-900061-XXXXXXX-XX	McHenry Women in Action	Fund10	Fund10	Fund10
10-0000-900065-XXXXXXX-XX	CIS Scholarship Fund	Fund10	Fund10	Fund10
10-0000-900067-XXXXXXX-XX	Marengo Community High School	Fund10	Fund10	Fund10
10-0000-900069-XXXXXXX-XX	D155 CL Central HS Assoc Schp	Fund10	Fund10	Fund10
10-0000-900073-XXXXXXX-XX	McHenry Elem ED Foundation	Fund10	Fund10	Fund10
10-0000-900075-XXXXXXX-XX	United St Bowling Congress	Fund10	Fund10	Fund10
10-0000-900076-XXXXXXX-XX	Mch Cty Womens Bowling	Fund10	Fund10	Fund10
10-0000-900078-XXXXXXX-XX	Follett Educational Foundation	Fund10	Fund10	Fund10
10-0000-900079-XXXXXXX-XX	McHenry Cnty Lation Coal Acad	Fund10	Fund10	Fund10
10-0000-900080-XXXXXXX-XX	Woodstock Chamber of Commerce	Fund10	Fund10	Fund10
10-0000-900082-XXXXXXX-XX	Louise Lundemo Memorial	Fund10	Fund10	Fund10
10-0000-900083-XXXXXXX-XX	Rotary District #6440 Voc Sch	Fund10	Fund10	Fund10

Fund Department Code	Fund Title Department Name	Supervisor	Dean/Director	VP/Exec
10-0000-900086-XXXXXXX-XX	Civil War Round Table	Fund10	Fund10	Fund10
10-0000-900087-XXXXXXX-XX	Uaw-Ford Motor Company	Fund10	Fund10	Fund10
10-0000-900088-XXXXXXX-XX	Target Scholarship	Fund10	Fund10	Fund10
10-0000-900091-XXXXXXX-XX	Mchenry Cty Hs Act Funddw	Fund10	Fund10	Fund10
10-0000-900092-XXXXXXX-XX	Mountain Home Elks Lodge #2276	Fund10	Fund10	Fund10
10-0000-900094-XXXXXXX-XX	Magnuson Scholarship	Fund10	Fund10	Fund10
10-0000-900096-XXXXXXX-XX	Prairie Ridge HS Booster Club	Fund10	Fund10	Fund10
10-0000-900097-XXXXXXX-XX	Lakemoor Dollars For Scholars	Fund10	Fund10	Fund10
10-0000-900098-XXXXXXX-XX	Nami Of Mchenry Cty	Fund10	Fund10	Fund10
10-0000-900099-XXXXXXX-XX	Coca-Cola Scholars Foundation	Fund10	Fund10	Fund10
10-0000-900101-XXXXXXX-XX	Harvard Educ Foundation	Fund10	Fund10	Fund10
10-0000-900102-XXXXXXX-XX	Oberweis Dairy Scholarship	Fund10	Fund10	Fund10
10-0000-900103-XXXXXXX-XX	Dkg/Ethel Rau Scholar	Fund10	Fund10	Fund10
10-0000-900104-XXXXXXX-XX	Pioneer Center of McHenry Cnty	Fund10	Fund10	Fund10
10-0000-900107-XXXXXXX-XX	Hundred Club-Lake County	Fund10	Fund10	Fund10
10-0000-900108-XXXXXXX-XX	Rotary Woodstock Morning Club	Fund10	Fund10	Fund10
10-0000-900109-XXXXXXX-XX	Amer Leg Post 171	Fund10	Fund10	Fund10
10-0000-900110-XXXXXXX-XX	Algonquin Garden Club	Fund10	Fund10	Fund10
10-0000-900113-XXXXXXX-XX	M.Seres Mem Scholar	Fund10	Fund10	Fund10
10-0000-900114-XXXXXXX-XX	Club Concordia	Fund10	Fund10	Fund10
10-0000-900116-XXXXXXX-XX	Lisa Alexander Memorial	Fund10	Fund10	Fund10
10-0000-900117-XXXXXXX-XX	Tyco Int'L Ltd Sch	Fund10	Fund10	Fund10
10-0000-900118-XXXXXXX-XX	Holian Scholarship	Fund10	Fund10	Fund10
10-0000-900121-XXXXXXX-XX	Tjx Companies Inc Schlrs	Fund10	Fund10	Fund10
10-0000-900123-XXXXXXX-XX	Brayden Spencer Powell Mem	Fund10	Fund10	Fund10
10-0000-900126-XXXXXXX-XX	Dist 200 Wdstk Ed Fund	Fund10	Fund10	Fund10
10-0000-900127-XXXXXXX-XX	Bj Lambourn Educ Scholarship	Fund10	Fund10	Fund10
10-0000-900128-XXXXXXX-XX	Brainsscratch Scholarship	Fund10	Fund10	Fund10
10-0000-900129-XXXXXXX-XX	Crystal Lake Park District	Fund10	Fund10	Fund10
10-0000-900130-XXXXXXX-XX	Alden-Hebron HS Alum Scholarp	Fund10	Fund10	Fund10
10-0000-900132-XXXXXXX-XX	Disabled Chgo Police Ofc	Fund10	Fund10	Fund10
10-0000-900135-XXXXXXX-XX	Algonquin Academy Dance	Fund10	Fund10	Fund10
10-0000-900137-XXXXXXX-XX	Scholarship America	Fund10	Fund10	Fund10
10-0000-900138-XXXXXXX-XX	Marengo Fireman Assoc.	Fund10	Fund10	Fund10
10-0000-900139-XXXXXXX-XX	Ece Schol (Child Care)	Fund10	Fund10	Fund10
10-0000-900144-XXXXXXX-XX	McHenry County 4-H Youth Found	Fund10	Fund10	Fund10
10-0000-900145-XXXXXXX-XX	Mcdonalds	Fund10	Fund10	Fund10
10-0000-900146-XXXXXXX-XX	Gleaner Schlrshp foundt	Fund10	Fund10	Fund10

Fund Department Code	Fund Title Department Name	Supervisor	Dean/Director	VP/Exec
10-0000-900150-XXXXXXX-XX	Americorp/Natl Service Award	Fund10	Fund10	Fund10
10-0000-900151-XXXXXXX-XX	Private Kiwanis Club	Fund10	Fund10	Fund10
10-0000-900152-XXXXXXX-XX	Crystal Lk Service League Scho	Fund10	Fund10	Fund10
10-0000-900153-XXXXXXX-XX	IL Auto Instructor Assn	Fund10	Fund10	Fund10
10-0000-900154-XXXXXXX-XX	Sheet Metal Workers Internatnl	Fund10	Fund10	Fund10
10-0000-900155-XXXXXXX-XX	D.V. Nichols Music Scholaship	Fund10	Fund10	Fund10
10-0000-900156-XXXXXXX-XX	Herman Lacy Donation	Fund10	Fund10	Fund10
10-0000-900157-XXXXXXX-XX	Wm J Gleason Donation	Fund10	Fund10	Fund10
10-0000-900158-XXXXXXX-XX	Gas Controllers Assn	Fund10	Fund10	Fund10
10-0000-900159-XXXXXXX-XX	Ssao Club Scholarship	Fund10	Fund10	Fund10
10-0000-900160-XXXXXXX-XX	D Byrne & J Jedloe Trust	Fund10	Fund10	Fund10
10-0000-900163-XXXXXXX-XX	First United Methodist Church	Fund10	Fund10	Fund10
10-0000-900164-XXXXXXX-XX	Union Lion Club Scholarship	Fund10	Fund10	Fund10
10-0000-900165-XXXXXXX-XX	Barrington Area Professional	Fund10	Fund10	Fund10
10-0000-900166-XXXXXXX-XX	American Rottweiler Club	Fund10	Fund10	Fund10
10-0000-900167-XXXXXXX-XX	Citizens Scholarship Foundatio	Fund10	Fund10	Fund10
10-0000-900168-XXXXXXX-XX	Sangamon County Scholarship	Fund10	Fund10	Fund10
10-0000-900173-XXXXXXX-XX	Rotary CL Job Retrain	Fund10	Fund10	Fund10
10-0000-900174-XXXXXXX-XX	Giordan'os Enterprises	Fund10	Fund10	Fund10
10-0000-900176-XXXXXXX-XX	Harvard Lions Club	Fund10	Fund10	Fund10
10-0000-900177-XXXXXXX-XX	Wauconda Fire Guns/Hose	Fund10	Fund10	Fund10
10-0000-900178-XXXXXXX-XX	International Night	Fund10	Fund10	Fund10
10-0000-900179-XXXXXXX-XX	Island Lake Area Lioness Club	Fund10	Fund10	Fund10
10-0000-900181-XXXXXXX-XX	Marengo Womens Club	Fund10	Fund10	Fund10
10-0000-900182-XXXXXXX-XX	Union Lioness Club	Fund10	Fund10	Fund10
10-0000-900186-XXXXXXX-XX	Clothing Closet	Fund10	Fund10	Fund10
10-0000-900187-XXXXXXX-XX	Horticulture Scholarship	Fund10	Fund10	Fund10
10-0000-900188-XXXXXXX-XX	Distance Learning Proj	Fund10	Fund10	Fund10
10-0000-900189-XXXXXXX-XX	Womens Softball Fund	Fund10	Fund10	Fund10
10-0000-900190-XXXXXXX-XX	Womens Baskeball Fund	Fund10	Fund10	Fund10
10-0000-900191-XXXXXXX-XX	Womens Volleyball Fund	Fund10	Fund10	Fund10
10-0000-900192-XXXXXXX-XX	Intercoll Athletic Fund	Fund10	Fund10	Fund10
10-0000-900193-XXXXXXX-XX	Mens Basketball Fund	Fund10	Fund10	Fund10
10-0000-900194-XXXXXXX-XX	Mens Baseball Fund	Fund10	Fund10	Fund10
10-0000-900195-XXXXXXX-XX	Mens Soccer Fund	Fund10	Fund10	Fund10
10-0000-900196-XXXXXXX-XX	Athletics Sports Guide	Fund10	Fund10	Fund10
10-0000-900198-XXXXXXX-XX	Womens Tennis Fundraiser	Fund10	Fund10	Fund10
10-0000-900199-XXXXXXX-XX	Clay Club	Fund10	Fund10	Fund10

Fund Department Code	Fund Title Department Name	Supervisor	Dean/Director	VP/Exec
10-0000-900200-XXXXXXX-XX	Volleyball Tournament	Fund10	Fund10	Fund10
10-0000-900201-XXXXXXX-XX	Sports Camps	Fund10	Fund10	Fund10
10-0000-900202-XXXXXXX-XX	Student Ambassadors	Fund10	Fund10	Fund10
10-0000-900203-XXXXXXX-XX	Fit for Life Fun Run	Fund10	Fund10	Fund10
10-0000-900204-XXXXXXX-XX	MCC Mens Tennis	Fund10	Fund10	Fund10
10-0000-900206-XXXXXXX-XX	Ic3P3 - Career Services	Fund10	Fund10	Fund10
10-0000-900208-XXXXXXX-XX	MCC Pride Scholarship	Fund10	Fund10	Fund10
10-0000-900209-XXXXXXX-XX	Art Club	Fund10	Fund10	Fund10
10-0000-900210-XXXXXXX-XX	Auto Lab Parts	Fund10	Fund10	Fund10
10-0000-900211-XXXXXXX-XX	Auto Lab Tools	Fund10	Fund10	Fund10
10-0000-900214-XXXXXXX-XX	Industrial Mgmnt Soci MCC Ch	Fund10	Fund10	Fund10
10-0000-900215-XXXXXXX-XX	Villa Desiderta	Fund10	Fund10	Fund10
10-0000-900217-XXXXXXX-XX	Phi Theta Kappa-Dues	Fund10	Fund10	Fund10
10-0000-900221-XXXXXXX-XX	Accounting Bowl	Fund10	Fund10	Fund10
10-0000-900223-XXXXXXX-XX	CLC Fundraising	Fund10	Fund10	Fund10
10-0000-900228-XXXXXXX-XX	Student Art Awards	Fund10	Fund10	Fund10
10-0000-900229-XXXXXXX-XX	MCC Music Club	Fund10	Fund10	Fund10
10-0000-900233-XXXXXXX-XX	Landscape Lab	Fund10	Fund10	Fund10
10-0000-900235-XXXXXXX-XX	Bookstore Follett	Fund10	Fund10	Fund10
10-0000-900237-XXXXXXX-XX	B.E.A.R. Ecology Club	Fund10	Fund10	Fund10
10-0000-900239-XXXXXXX-XX	P.T.K. Chi Upsilon	Fund10	Fund10	Fund10
10-0000-900241-XXXXXXX-XX	Dance Team	Fund10	Fund10	Fund10
10-0000-900242-XXXXXXX-XX	Harmony Committee	Fund10	Fund10	Fund10
10-0000-900243-XXXXXXX-XX	Theatre Productions	Fund10	Fund10	Fund10
10-0000-900244-XXXXXXX-XX	Word Process Expo	Fund10	Fund10	Fund10
10-0000-900245-XXXXXXX-XX	Latinos Unidos	Fund10	Fund10	Fund10
10-0000-900246-XXXXXXX-XX	Multicultural Services	Fund10	Fund10	Fund10
10-0000-900248-XXXXXXX-XX	Oneida Nation-Oneida Wisconsin	Fund10	Fund10	Fund10
10-0000-900249-XXXXXXX-XX	Illinois Education Foundation	Fund10	Fund10	Fund10
10-0000-900250-XXXXXXX-XX	Marengo Settlers Day Scholarsh	Fund10	Fund10	Fund10
10-0000-900251-XXXXXXX-XX	BMW Auto Tech Scholarship	Fund10	Fund10	Fund10
10-0000-900252-XXXXXXX-XX	Woman's Club of Wonder Lake	Fund10	Fund10	Fund10
10-0000-900254-XXXXXXX-XX	Ld Schol'P.Genesco Hs	Fund10	Fund10	Fund10
10-0000-900255-XXXXXXX-XX	Crystal Lake CC Scholarship	Fund10	Fund10	Fund10
10-0000-900256-XXXXXXX-XX	McHenry Rotary	Fund10	Fund10	Fund10
10-0000-900258-XXXXXXX-XX	Faith Christian School	Fund10	Fund10	Fund10
10-0000-900259-XXXXXXX-XX	Rotary CL Dawnbreakers	Fund10	Fund10	Fund10
10-0000-900260-XXXXXXX-XX	Rotary Crystal Lake	Fund10	Fund10	Fund10

Fund Department Code	Fund Title Department Name	Supervisor	Dean/Director	VP/Exec
10-0000-900262-XXXXXXX-XX	Wells Fargo Scholarship	Fund10	Fund10	Fund10
10-0000-900263-XXXXXXX-XX	Cary Soccer Association Schol	Fund10	Fund10	Fund10
10-0000-900264-XXXXXXX-XX	McHenry County Farm Bureau	Fund10	Fund10	Fund10
10-0000-900267-XXXXXXX-XX	IL Migrant Council	Fund10	Fund10	Fund10
10-0000-900268-XXXXXXX-XX	Dist 158 School District	Fund10	Fund10	Fund10
10-0000-900269-XXXXXXX-XX	Riner Speech Award	Fund10	Fund10	Fund10
10-0000-900270-XXXXXXX-XX	Huntley Chamber Commerce	Fund10	Fund10	Fund10
10-0000-900272-XXXXXXX-XX	Harvest Partners Scholarship	Fund10	Fund10	Fund10
10-0000-900274-XXXXXXX-XX	Avantis Technology	Fund10	Fund10	Fund10
10-0000-900275-XXXXXXX-XX	Byrd-Indiana Scholarship	Fund10	Fund10	Fund10
10-0000-900276-XXXXXXX-XX	Emer. Student Loan	Fund10	Fund10	Fund10
10-0000-900282-XXXXXXX-XX	Shakespear Performance	Fund10	Fund10	Fund10
10-0000-900283-XXXXXXX-XX	Fetn Videos-Cosponsor	Fund10	Fund10	Fund10
10-0000-900284-XXXXXXX-XX	CIS Test Vouchers	Fund10	Fund10	Fund10
10-0000-900287-XXXXXXX-XX	Alternative Spiritual Ways	Fund10	Fund10	Fund10
10-0000-900290-XXXXXXX-XX	Broadcasting Club	Fund10	Fund10	Fund10
10-0000-900291-XXXXXXX-XX	Nursing Honor Society	Fund10	Fund10	Fund10
10-0000-900292-XXXXXXX-XX	Unit Scholarship Fund	Fund10	Fund10	Fund10
10-0000-900299-XXXXXXX-XX	Protective Life Foundation	Fund10	Fund10	Fund10
10-0000-900303-XXXXXXX-XX	Rock River Valley Blood	Fund10	Fund10	Fund10
10-0000-900304-XXXXXXX-XX	Harvard Garden Club	Fund10	Fund10	Fund10
10-0000-900310-XXXXXXX-XX	Business Club	Fund10	Fund10	Fund10
10-0000-900312-XXXXXXX-XX	Social Science Club	Fund10	Fund10	Fund10
10-0000-900315-XXXXXXX-XX	Harvard Rotary Club	Fund10	Fund10	Fund10
10-0000-900317-XXXXXXX-XX	Nat'l Garden Club	Fund10	Fund10	Fund10
10-0000-900318-XXXXXXX-XX	College Democrats	Fund10	Fund10	Fund10
10-0000-900319-XXXXXXX-XX	Twisted Threads	Fund10	Fund10	Fund10
10-0000-900321-XXXXXXX-XX	Psi Beta-Psych Club	Fund10	Fund10	Fund10
10-0000-900326-XXXXXXX-XX	Spirit Club	Fund10	Fund10	Fund10
10-0000-900331-XXXXXXX-XX	Veterans Book Fund	Fund10	Fund10	Fund10
10-0000-900342-XXXXXXX-XX	School Dist 155 ED Cary Asc	Fund10	Fund10	Fund10
10-0000-900345-XXXXXXX-XX	McHenry Cty Community Found	Fund10	Fund10	Fund10
10-0000-900346-XXXXXXX-XX	Brent William Thomas Memorial	Fund10	Fund10	Fund10
10-0000-900348-XXXXXXX-XX	Albertsons	Fund10	Fund10	Fund10
10-0000-900349-XXXXXXX-XX	Women McHenry County WIM3	Fund10	Fund10	Fund10
10-0000-900351-XXXXXXX-XX	Veterans Computer Fund	Fund10	Fund10	Fund10
10-0000-900354-XXXXXXX-XX	College Conservatives	Fund10	Fund10	Fund10
10-0000-900362-XXXXXXX-XX	International Scholarship Serv	Fund10	Fund10	Fund10

Fund Department Code	Fund Title Department Name	Supervisor	Dean/Director	VP/Exec
10-0000-900364-XXXXXXX-XX	Cary Gr Rot Char Pat McNamara	Fund10	Fund10	Fund10
10-0000-900367-XXXXXXX-XX	Generation End It Club	Fund10	Fund10	Fund10
10-0000-900369-XXXXXXX-XX	Veteran Book Fund Stem Program	Fund10	Fund10	Fund10
10-0000-900371-XXXXXXX-XX	Illinois Spina Bifida Assoc	Fund10	Fund10	Fund10
10-0000-900372-XXXXXXX-XX	Crystal Lake Strikers Drumline	Fund10	Fund10	Fund10
10-0000-900377-XXXXXXX-XX	Asian American Club	Fund10	Fund10	Fund10
10-0000-900379-XXXXXXX-XX	Woodstock Rotary Foundation Pr	Fund10	Fund10	Fund10
10-0000-900386-XXXXXXX-XX	ISTS Interntl Scholarship Tuit	Fund10	Fund10	Fund10
10-0000-900390-XXXXXXX-XX	Crystal Lake Chamber Commerce	Fund10	Fund10	Fund10
10-0000-900393-XXXXXXX-XX	Consumers Co-Op Association	Fund10	Fund10	Fund10
10-0000-900396-XXXXXXX-XX	Tempo Performing Arts Boosters	Fund10	Fund10	Fund10
10-0000-900399-XXXXXXX-XX	BSP Memorial Scholarship	Fund10	Fund10	Fund10
10-0000-900401-XXXXXXX-XX	Student Physical Therapy Club	Fund10	Fund10	Fund10
10-0000-900500-XXXXXXX-XX	Scholarship Round-Up Program	Fund10	Fund10	Fund10
10-0000-900502-XXXXXXX-XX	Local 150 Operating Engineers	Fund10	Fund10	Fund10
10-0000-900504-XXXXXXX-XX	Miss Huntley Scholar Pageant	Fund10	Fund10	Fund10
10-0000-900508-XXXXXXX-XX	PVR Scholarship Fund	Fund10	Fund10	Fund10
10-0000-900513-XXXXXXX-XX	Marine Corp League WI	Fund10	Fund10	Fund10
10-0000-900514-XXXXXXX-XX	Cordeck Building Solutions	Fund10	Fund10	Fund10
10-0000-900517-XXXXXXX-XX	Automotive Service Association	Fund10	Fund10	Fund10
10-0000-900519-XXXXXXX-XX	Big Thunder Grange	Fund10	Fund10	Fund10
10-0000-900520-XXXXXXX-XX	Johnsburg Oldtimers Club	Fund10	Fund10	Fund10
10-0000-900523-XXXXXXX-XX	Choctaw Nation of Oklahoma	Fund10	Fund10	Fund10
10-0000-900524-XXXXXXX-XX	Right to Life McHenry Cty Ed	Fund10	Fund10	Fund10
10-0000-900525-XXXXXXX-XX	Illinois St Bowling Proprietor	Fund10	Fund10	Fund10
10-0000-900526-XXXXXXX-XX	Skjold Lodge Sons of Norway	Fund10	Fund10	Fund10
10-0000-900527-XXXXXXX-XX	Woodstock Council of Teachers	Fund10	Fund10	Fund10
10-0000-900530-XXXXXXX-XX	Mercyhealth Development Fund	Fund10	Fund10	Fund10
10-0000-900535-XXXXXXX-XX	Woodstock CUSD #200	Fund10	Fund10	Fund10
10-0000-900536-XXXXXXX-XX	Superior Printing Inks	Fund10	Fund10	Fund10
10-0000-900538-XXXXXXX-XX	Catholic Order of Foresters	Fund10	Fund10	Fund10
10-0000-900540-XXXXXXX-XX	Illinois Scottish Rite Scholar	Fund10	Fund10	Fund10
10-0000-900541-XXXXXXX-XX	Macoupin County Agriculture Ed	Fund10	Fund10	Fund10
10-0000-900542-XXXXXXX-XX	Trinity Evangelical Lutheran	Fund10	Fund10	Fund10
10-0000-900543-XXXXXXX-XX	Hunting Retriever Club	Fund10	Fund10	Fund10
10-0000-900544-XXXXXXX-XX	Denali Chapter 16 Eastern Star	Fund10	Fund10	Fund10
10-0000-900545-XXXXXXX-XX	Anchorage Lodge #17 F & AM	Fund10	Fund10	Fund10
10-0000-900546-XXXXXXX-XX	State Bank The Lakes	Fund10	Fund10	Fund10

Fund Department Code	Fund Title Department Name	Supervisor	Dean/Director	VP/Exec
10-0000-900547-XXXXXXX-XX	Epic Promise Employee Found	Fund10	Fund10	Fund10
10-0000-900548-XXXXXXX-XX	FaithLutheranChurch LakelandFL	Fund10	Fund10	Fund10
10-0000-900549-XXXXXXX-XX	Gilchrist Charitable Fndation	Fund10	Fund10	Fund10
10-0000-900550-XXXXXXX-XX	Michael C Christ Family	Fund10	Fund10	Fund10
10-0000-900551-XXXXXXX-XX	David T Brown Scholarship Fd	Fund10	Fund10	Fund10
10-0000-900552-XXXXXXX-XX	Moorings of Arlington Heights	Fund10	Fund10	Fund10
10-0000-900553-XXXXXXX-XX	Selma J Hartkje Com Foundation	Fund10	Fund10	Fund10
10-0000-900554-XXXXXXX-XX	Todd Epsten Mem Scholarship	Fund10	Fund10	Fund10
10-0000-900555-XXXXXXX-XX	Spartanburg County Foundation	Fund10	Fund10	Fund10
10-0000-900556-XXXXXXX-XX	Oconomowoc Area School Dist	Fund10	Fund10	Fund10
10-0000-900557-XXXXXXX-XX	Teamsters Local Union No. 731	Fund10	Fund10	Fund10
10-0000-900558-XXXXXXX-XX	Grandma's House Daycare Center	Fund10	Fund10	Fund10
10-0000-900559-XXXXXXX-XX	Underground Contractors Assc	Fund10	Fund10	Fund10
10-0000-900560-XXXXXXX-XX	Northwestern Memorial Hlthcare	Fund10	Fund10	Fund10
10-0000-900561-XXXXXXX-XX	Nicole Daune Jackson Memorial	Fund10	Fund10	Fund10
10-0000-900562-XXXXXXX-XX	Society of Plastics Engineers	Fund10	Fund10	Fund10
10-0000-900563-XXXXXXX-XX	McHenry County Youth Sports	Fund10	Fund10	Fund10
10-0000-900564-XXXXXXX-XX	Rockford Assoc Minority Mgmt	Fund10	Fund10	Fund10
10-0000-900565-XXXXXXX-XX	JPC- JP Cullen Foundation	Fund10	Fund10	Fund10
10-0000-900566-XXXXXXX-XX	BBB Chicago Northern IL Found	Fund10	Fund10	Fund10
10-0000-900567-XXXXXXX-XX	Marengo Union Jr FBall Club	Fund10	Fund10	Fund10
10-0000-900568-XXXXXXX-XX	PFIA-Prof Flooring Installers	Fund10	Fund10	Fund10
10-0000-900569-XXXXXXX-XX	NIU Kappa Chpt DeltaTauLambda	Fund10	Fund10	Fund10
10-0000-900570-XXXXXXX-XX	Resurrection Catholic Church	Fund10	Fund10	Fund10
10-0000-900571-XXXXXXX-XX	D & B Scholarship Fund	Fund10	Fund10	Fund10
10-0000-900572-XXXXXXX-XX	Best Silver Scholarship	Fund10	Fund10	Fund10
10-0000-900573-XXXXXXX-XX	Palatine Firefighters	Fund10	Fund10	Fund10
10-0000-900574-XXXXXXX-XX	Estes Expess Scholarship	Fund10	Fund10	Fund10
10-0000-900575-XXXXXXX-XX	Woodstock North HS Athletic	Fund10	Fund10	Fund10
10-0000-900576-XXXXXXX-XX	Print & Graphics Scholarship	Fund10	Fund10	Fund10
10-0000-900577-XXXXXXX-XX	Hortonville Area Education Fdn	Fund10	Fund10	Fund10
10-0000-900578-XXXXXXX-XX	Riverport Chorus	Fund10	Fund10	Fund10
10-0000-900579-XXXXXXX-XX	Woodstock Rotary Non-Credit	Fund10	Fund10	Fund10
10-0000-900580-XXXXXXX-XX	Rudy Scholarship Trust	Fund10	Fund10	Fund10
10-0000-900581-XXXXXXX-XX	Girl Scouts Northern Illinois	Fund10	Fund10	Fund10
10-0000-900582-XXXXXXX-XX	Green Street Baptist Church	Fund10	Fund10	Fund10
10-0000-900583-XXXXXXX-XX	Alliant United Air Mainliners	Fund10	Fund10	Fund10
10-0000-900584-XXXXXXX-XX	Folds of Honor	Fund10	Fund10	Fund10

Fund Department Code	Fund Title Department Name	Supervisor	Dean/Director	VP/Exec
10-0000-900585-XXXXXXX-XX	Comm Foundation Northern IL	Fund10	Fund10	Fund10
10-0000-900586-XXXXXXX-XX	Schaumburg TownshipCouncil PTA	Fund10	Fund10	Fund10
10-0000-900587-XXXXXXX-XX	Comm HS Dist 155 CL	Fund10	Fund10	Fund10
10-0000-900588-XXXXXXX-XX	Round Lake Area Exchange Club	Fund10	Fund10	Fund10
10-0000-900589-XXXXXXX-XX	Kane Cty Chiefs Police Geneva	Fund10	Fund10	Fund10
10-0000-900590-XXXXXXX-XX	St John Baptist CatholicChurch	Fund10	Fund10	Fund10
10-0000-900591-XXXXXXX-XX	Fox Lake Round Lake Rotary Clb	Fund10	Fund10	Fund10
10-0000-900592-XXXXXXX-XX	Coral Township Town Fund	Fund10	Fund10	Fund10
10-0000-900593-XXXXXXX-XX	Grand Chptr Order Eastern Star	Fund10	Fund10	Fund10
10-0000-900594-XXXXXXX-XX	Marie Louise Hunt Charitable	Fund10	Fund10	Fund10
10-0000-900595-XXXXXXX-XX	Brunswick Foundation	Fund10	Fund10	Fund10
10-0000-900596-XXXXXXX-XX	Comanche Nation	Fund10	Fund10	Fund10
10-0000-900597-XXXXXXX-XX	Rohrer	Fund10	Fund10	Fund10
10-0000-900598-XXXXXXX-XX	Tomah Area School District	Fund10	Fund10	Fund10
10-0000-900599-XXXXXXX-XX	Intl Brotherhood Elect Workers	Fund10	Fund10	Fund10
10-0000-900600-XXXXXXX-XX	Gail Luciano Memorial	Fund10	Fund10	Fund10
10-0000-900601-XXXXXXX-XX	Transportation Wrker Union 512	Fund10	Fund10	Fund10
10-0000-900602-XXXXXXX-XX	Arlington Heights Chapter 992	Fund10	Fund10	Fund10
10-0000-900603-XXXXXXX-XX	Education Assoc of Round Lake	Fund10	Fund10	Fund10
10-0000-900604-XXXXXXX-XX	Prairie Community Bank	Fund10	Fund10	Fund10
10-0000-900605-XXXXXXX-XX	Camping World	Fund10	Fund10	Fund10
10-0000-900606-XXXXXXX-XX	Edwin&Janet Bryant Foundation	Fund10	Fund10	Fund10
10-0000-900607-XXXXXXX-XX	Scholar Dollars Northbrook	Fund10	Fund10	Fund10
10-0000-900608-XXXXXXX-XX	Oregon School's Foundation	Fund10	Fund10	Fund10
10-0000-900609-XXXXXXX-XX	CommunityFnd Fox Valley Region	Fund10	Fund10	Fund10
10-0000-900610-XXXXXXX-XX	McHenryCommunity HS Activities	Fund10	Fund10	Fund10
10-0000-900611-XXXXXXX-XX	EA & FW Burchell Scholarship	Fund10	Fund10	Fund10
10-0000-900612-XXXXXXX-XX	New Directions Addiction Ed	Fund10	Fund10	Fund10
10-0000-900613-XXXXXXX-XX	Lions Club Sun City Huntley	Fund10	Fund10	Fund10
10-0000-900614-XXXXXXX-XX	Carol Bowen&Lorene Maher Schol	Fund10	Fund10	Fund10
10-0000-900615-XXXXXXX-XX	Auburn Education Association	Fund10	Fund10	Fund10
10-0000-900616-XXXXXXX-XX	Huntley HS Band Boosters	Fund10	Fund10	Fund10
10-0000-900617-XXXXXXX-XX	Harvard Comm Unit SD #50	Fund10	Fund10	Fund10
10-0000-900618-XXXXXXX-XX	Grand Lodge of IL AF&AM	Fund10	Fund10	Fund10
10-0000-900619-XXXXXXX-XX	Associated Fire Fighters of IL	Fund10	Fund10	Fund10
10-0000-900620-XXXXXXX-XX	Richard Baidas Scholarship	Fund10	Fund10	Fund10
10-0000-900621-XXXXXXX-XX	Natl Assoc of Pipe Fabricators	Fund10	Fund10	Fund10
10-0000-900622-XXXXXXX-XX	Millard Family Scholarship	Fund10	Fund10	Fund10

Fund Department Code	Fund Title Department Name	Supervisor	Dean/Director	VP/Exec
10-0000-900623-XXXXXXX-XX	Cary Grove Lodge #1157	Fund10	Fund10	Fund10
10-0000-900624-XXXXXXX-XX	AARL Fnd Six Meter Clb Chicago	Fund10	Fund10	Fund10
10-0000-900625-XXXXXXX-XX	Korupp & Waelti Scholarship Fd	Fund10	Fund10	Fund10
10-0000-900626-XXXXXXX-XX	Harvard Chpter#500 Woman Moose	Fund10	Fund10	Fund10
10-0000-900627-XXXXXXX-XX	Rotary Intl LITH Rotary	Fund10	Fund10	Fund10
10-0000-900628-XXXXXXX-XX	Distribution Contractors Assoc	Fund10	Fund10	Fund10
10-0000-900629-XXXXXXX-XX	Ethans ShiningLight Foundation	Fund10	Fund10	Fund10
10-0000-900630-XXXXXXX-XX	Marengo-Union Chamber of Comm	Fund10	Fund10	Fund10
10-0000-900631-XXXXXXX-XX	Illinois Sheriffs' Association	Fund10	Fund10	Fund10
10-0000-900632-XXXXXXX-XX	NEIU Foundation	Fund10	Fund10	Fund10
10-0000-900633-XXXXXXX-XX	Rust-Oleum	Fund10	Fund10	Fund10
10-0000-900634-XXXXXXX-XX	Laborers Intl Union North Amer	Fund10	Fund10	Fund10
10-0000-900635-XXXXXXX-XX	Marjorie M Bringe Trust	Fund10	Fund10	Fund10
10-0000-900636-XXXXXXX-XX	Loretta K Vogt Trust	Fund10	Fund10	Fund10
10-0000-900637-XXXXXXX-XX	Thornton Alum Legacy-B Purden	Fund10	Fund10	Fund10
10-0000-900638-XXXXXXX-XX	Harvard Diggins Library	Fund10	Fund10	Fund10
10-0000-900639-XXXXXXX-XX	National Rifle Assoc America	Fund10	Fund10	Fund10
10-0000-900640-XXXXXXX-XX	Marengo Auto Body	Fund10	Fund10	Fund10
10-0000-900641-XXXXXXX-XX	Hillstriders Running Club	Fund10	Fund10	Fund10
10-0000-900700-XXXXXXX-XX	Autism Awareness Club	Fund10	Fund10	Fund10
10-0000-900701-XXXXXXX-XX	Student Occ Therapy Asst Club	Fund10	Fund10	Fund10
10-0000-900702-XXXXXXX-XX	Paranormal Theories Club	Fund10	Fund10	Fund10
10-0000-900703-XXXXXXX-XX	Homeless Aid Coalition Club	Fund10	Fund10	Fund10
10-0000-900704-XXXXXXX-XX	Elks National Fund	Fund10	Fund10	Fund10
10-0000-900705-XXXXXXX-XX	Young Democratic Socialists Am	Fund10	Fund10	Fund10
10-0000-900706-XXXXXXX-XX	Book Club	Fund10	Fund10	Fund10
10-0000-900707-XXXXXXX-XX	Our Bodies/Our Selves	Fund10	Fund10	Fund10
10-0000-900708-XXXXXXX-XX	USOPC Olympic/Paralympic Sch	Fund10	Fund10	Fund10
10-0000-900709-XXXXXXX-XX	Johnsburg Teacher Organization	Fund10	Fund10	Fund10
10-0000-900710-XXXXXXX-XX	Oberweiler Foundation	Fund10	Fund10	Fund10
10-0000-900711-XXXXXXX-XX	Bilmore Scholarship	Fund10	Fund10	Fund10
10-0000-900712-XXXXXXX-XX	Deannah Harhen Memorial	Fund10	Fund10	Fund10
10-0000-900713-XXXXXXX-XX	Rotary Intrnl Lake in the hill	Fund10	Fund10	Fund10
10-0000-900714-XXXXXXX-XX	KFC Foundation Kaleidoscope	Fund10	Fund10	Fund10
10-0000-900715-XXXXXXX-XX	Hallstrom Home School Workshop	Fund10	Fund10	Fund10
10-0000-900716-XXXXXXX-XX	Patricia Hill Schieffers Villa	Fund10	Fund10	Fund10
10-0000-900717-XXXXXXX-XX	Excel Beyond 211	Fund10	Fund10	Fund10
10-0000-900718-XXXXXXX-XX	Machinery Dealer NATL ASSC	Fund10	Fund10	Fund10

Fund Department Code	Fund Title Department Name	Supervisor	Dean/Director	VP/Exec
10-0000-900719-XXXXXXX-XX	COSTCO COLLEGE SUCCESS FUND	Fund10	Fund10	Fund10
10-0000-900720-XXXXXXX-XX	TOURETTE ASSOCIATION OF AMERIC	Fund10	Fund10	Fund10
10-0000-900721-XXXXXXX-XX	Carpenter Local #1005 Cont Fd	Fund10	Fund10	Fund10
10-0000-900722-XXXXXXX-XX	TechForce Foundation	Fund10	Fund10	Fund10
10-0000-900723-XXXXXXX-XX	Polish American Club	Fund10	Fund10	Fund10
10-0000-900724-XXXXXXX-XX	CJ Pony Parts Scholarship	Fund10	Fund10	Fund10
10-0000-900725-XXXXXXX-XX	VFW 4600 McCormack Mem Schship	Fund10	Fund10	Fund10
10-0000-900726-XXXXXXX-XX	Local Education Assoc Elgin	Fund10	Fund10	Fund10
10-0000-900727-XXXXXXX-XX	McHenry Cnty Fair Association	Fund10	Fund10	Fund10
10-0000-900728-XXXXXXX-XX	NBT Fabricators & Manuf Assn	Fund10	Fund10	Fund10
10-0000-900729-XXXXXXX-XX	PMA Education Foundation	Fund10	Fund10	Fund10
10-0000-900730-XXXXXXX-XX	Three Affil Tribes Sage Coulee	Fund10	Fund10	Fund10
10-0000-900731-XXXXXXX-XX	American Legion Premier Boy IL	Fund10	Fund10	Fund10
10-0000-900732-XXXXXXX-XX	Power Engineers	Fund10	Fund10	Fund10
10-0000-900733-XXXXXXX-XX	City of McHenry	Fund10	Fund10	Fund10
10-0000-900734-XXXXXXX-XX	Instrument Development Company	Fund10	Fund10	Fund10
10-0000-900735-XXXXXXX-XX	Mukwonago Area School District	Fund10	Fund10	Fund10
10-0000-900736-XXXXXXX-XX	George R Justen & Sons Funeral	Fund10	Fund10	Fund10
10-0000-900737-XXXXXXX-XX	Hoffman Est Pro Firefighters	Fund10	Fund10	Fund10
10-0000-900739-XXXXXXX-XX	Lions Club of South Elgin	Fund10	Fund10	Fund10
10-0000-900740-XXXXXXX-XX	Home State Bank Scholarship	Fund10	Fund10	Fund10
10-0000-900741-XXXXXXX-XX	Cary-Grove Chamber of Commerce	Fund10	Fund10	Fund10
10-0000-904187-XXXXXXX-XX	Green Gate Garden Club	Fund10	Fund10	Fund10
10-3090-900009-XXXXXXX-XX	Art-O-Mat	Fund10	Fund10	Fund10
10-3090-900012-XXXXXXX-XX	Assessment Conference	Fund10	Fund10	Fund10
10-3090-900016-XXXXXXX-XX	Art Club	Fund10	Fund10	Fund10
10-3090-900018-XXXXXXX-XX	Soccer Club	Fund10	Fund10	Fund10
10-3090-900021-XXXXXXX-XX	Student Life Fundraisers	Fund10	Fund10	Fund10
10-3090-900023-XXXXXXX-XX	Fitness Center Fundraising	Fund10	Fund10	Fund10
10-3090-900024-XXXXXXX-XX	Skyway Co-Cirricular Account	Fund10	Fund10	Fund10
10-3090-900026-XXXXXXX-XX	AAWCC-Amer Assoc Women Com Clg	Fund10	Fund10	Fund10
10-3090-900028-XXXXXXX-XX	Students for Life	Fund10	Fund10	Fund10
10-3090-900029-XXXXXXX-XX	Philosophy Club	Fund10	Fund10	Fund10
10-3090-900030-XXXXXXX-XX	Black Student Union	Fund10	Fund10	Fund10
10-3090-900031-XXXXXXX-XX	MCC Chess Club	Fund10	Fund10	Fund10
10-3090-900032-XXXXXXX-XX	Campus Christian Fellowship	Fund10	Fund10	Fund10
10-3090-900033-XXXXXXX-XX	Pride Club	Fund10	Fund10	Fund10
10-3090-900035-XXXXXXX-XX	Cheshire Cheese Society	Fund10	Fund10	Fund10

Fund Department Code	Fund Title Department Name	Supervisor	Dean/Director	VP/Exec
10-3090-900036-XXXXXXX-XX	Environmental Action Club	Fund10	Fund10	Fund10
10-3090-900037-XXXXXXX-XX	Video Game Club	Fund10	Fund10	Fund10
10-3090-900038-XXXXXXX-XX	Forensics Team	Fund10	Fund10	Fund10
10-3090-900044-XXXXXXX-XX	Fencing Club	Fund10	Fund10	Fund10
10-3090-900045-XXXXXXX-XX	Drama Club	Fund10	Fund10	Fund10
10-3090-900046-XXXXXXX-XX	Student Peace Action Network	Fund10	Fund10	Fund10
10-3090-900047-XXXXXXX-XX	Travel Club	Fund10	Fund10	Fund10
10-3090-900048-XXXXXXX-XX	Student Nursing Organization	Fund10	Fund10	Fund10
10-3090-900049-XXXXXXX-XX	Student Veteran Club	Fund10	Fund10	Fund10
10-3090-900050-XXXXXXX-XX	Student Ethical Treatmt Animal	Fund10	Fund10	Fund10
10-3090-900053-XXXXXXX-XX	Hospitality Club	Fund10	Fund10	Fund10
10-3090-900054-XXXXXXX-XX	Rotaract Service Club	Fund10	Fund10	Fund10
10-3090-900055-XXXXXXX-XX	Future Engineering Scientist	Fund10	Fund10	Fund10
10-3090-900056-XXXXXXX-XX	Writers Block Creative Writing	Fund10	Fund10	Fund10
10-3090-900178-XXXXXXX-XX	International Night	Fund10	Fund10	Fund10
10-3090-900189-XXXXXXX-XX	Womens Softball Fund	Fund10	Fund10	Fund10
10-3090-900190-XXXXXXX-XX	Womens Baskeball Fund	Fund10	Fund10	Fund10
10-3090-900191-XXXXXXX-XX	Womens Volleyball Fund	Fund10	Fund10	Fund10
10-3090-900192-XXXXXXX-XX	Intercoll Athletic Fund	Fund10	Fund10	Fund10
10-3090-900193-XXXXXXX-XX	Mens Basketball Fund	Fund10	Fund10	Fund10
10-3090-900194-XXXXXXX-XX	Mens Baseball Fund	Fund10	Fund10	Fund10
10-3090-900195-XXXXXXX-XX	Mens Soccer Fund	Fund10	Fund10	Fund10
10-3090-900196-XXXXXXX-XX	Athletics Sports Guide	Fund10	Fund10	Fund10
10-3090-900198-XXXXXXX-XX	Womens Tennis Fundraiser	Fund10	Fund10	Fund10
10-3090-900199-XXXXXXX-XX	Clay Club	Fund10	Fund10	Fund10
10-3090-900200-XXXXXXX-XX	Volleyball Tournament	Fund10	Fund10	Fund10
10-3090-900201-XXXXXXX-XX	Sports Camps	Fund10	Fund10	Fund10
10-3090-900202-XXXXXXX-XX	Student Ambassadors	Fund10	Fund10	Fund10
10-3090-900203-XXXXXXX-XX	Fit for Life Fun Run	Fund10	Fund10	Fund10
10-3090-900204-XXXXXXX-XX	MCC Mens Tennis	Fund10	Fund10	Fund10
10-3090-900209-XXXXXXX-XX	Art Club	Fund10	Fund10	Fund10
10-3090-900210-XXXXXXX-XX	Auto Lab Parts	Fund10	Fund10	Fund10
10-3090-900211-XXXXXXX-XX	Auto Lab Tools	Fund10	Fund10	Fund10
10-3090-900217-XXXXXXX-XX	Phi Theta Kappa-Dues	Fund10	Fund10	Fund10
10-3090-900221-XXXXXXX-XX	Accounting Bowl	Fund10	Fund10	Fund10
10-3090-900223-XXXXXXX-XX	CLC Fundraising	Fund10	Fund10	Fund10
10-3090-900228-XXXXXXX-XX	Student Art Awards	Fund10	Fund10	Fund10
10-3090-900229-XXXXXXX-XX	MCC Music Club	Fund10	Fund10	Fund10

Fund Department Code	Fund Title Department Name	Supervisor	Dean/Director	VP/Exec
10-3090-900233-XXXXXXX-XX	Landscape Lab	Fund10	Fund10	Fund10
10-3090-900235-XXXXXXX-XX	Bookstore Follett	Fund10	Fund10	Fund10
10-3090-900237-XXXXXXX-XX	B.E.A.R. Ecology Club	Fund10	Fund10	Fund10
10-3090-900239-XXXXXXX-XX	P.T.K. Chi Upsilon	Fund10	Fund10	Fund10
10-3090-900241-XXXXXXX-XX	Dance Team	Fund10	Fund10	Fund10
10-3090-900242-XXXXXXX-XX	Harmony Committee	Fund10	Fund10	Fund10
10-3090-900243-XXXXXXX-XX	Theatre Productions	Fund10	Fund10	Fund10
10-3090-900245-XXXXXXX-XX	Latinos Unidos	Fund10	Fund10	Fund10
10-3090-900246-XXXXXXX-XX	Multicultural Services	Fund10	Fund10	Fund10
10-3090-900282-XXXXXXX-XX	Shakespear Performance	Fund10	Fund10	Fund10
10-3090-900283-XXXXXXX-XX	Fetn Videos-Cosponsor	Fund10	Fund10	Fund10
10-3090-900290-XXXXXXX-XX	Broadcasting Club	Fund10	Fund10	Fund10
10-3090-900291-XXXXXXX-XX	Nursing Honor Society	Fund10	Fund10	Fund10
10-3090-900310-XXXXXXX-XX	Business Club	Fund10	Fund10	Fund10
10-3090-900312-XXXXXXX-XX	Social Science Club	Fund10	Fund10	Fund10
10-3090-900318-XXXXXXX-XX	College Democrats	Fund10	Fund10	Fund10
10-3090-900319-XXXXXXX-XX	Twisted Threads	Fund10	Fund10	Fund10
10-3090-900321-XXXXXXX-XX	Psi Beta-Psych Club	Fund10	Fund10	Fund10
10-3090-900326-XXXXXXX-XX	Spirit Club	Fund10	Fund10	Fund10
10-3090-900354-XXXXXXX-XX	College Conservatives	Fund10	Fund10	Fund10
10-3090-900367-XXXXXXX-XX	Generation End It Club	Fund10	Fund10	Fund10
10-3090-900377-XXXXXXX-XX	Asian American Club	Fund10	Fund10	Fund10
10-3090-900401-XXXXXXX-XX	Student Physical Therapy Club	Fund10	Fund10	Fund10
10-3090-900700-XXXXXXX-XX	Autism Awareness Club	Fund10	Fund10	Fund10
10-3090-900701-XXXXXXX-XX	Student Occ Therapy Asst Club	Fund10	Fund10	Fund10
10-3090-900702-XXXXXXX-XX	Paranormal Theories Club	Fund10	Fund10	Fund10
10-3090-900703-XXXXXXX-XX	Homeless Aid Coalition Club	Fund10	Fund10	Fund10
10-3090-900705-XXXXXXX-XX	Young Democratic Socialists Am	Fund10	Fund10	Fund10
10-3090-900706-XXXXXXX-XX	Book Club	Fund10	Fund10	Fund10
10-3090-900707-XXXXXXX-XX	Our Bodies/Our Selves	Fund10	Fund10	Fund10
10-9010-900005-XXXXXXX-XX	Literacy Volunteer Donations	Fund10	Fund10	Fund10
10-9010-900006-XXXXXXX-XX	Grant Revenue Aids Task Force	Fund10	Fund10	Fund10
10-9010-900008-XXXXXXX-XX	Virginia State Njbc Fund	Fund10	Fund10	Fund10
10-9010-900011-XXXXXXX-XX	Govt Assist Refundable	Fund10	Fund10	Fund10
10-9010-900019-XXXXXXX-XX	Sherman Hospital Aux	Fund10	Fund10	Fund10
10-9010-900020-XXXXXXX-XX	Maryville Academy	Fund10	Fund10	Fund10
10-9010-900027-XXXXXXX-XX	Schol Progr Administrat	Fund10	Fund10	Fund10
10-9010-900052-XXXXXXX-XX	Spanish Program Dev	Fund10	Fund10	Fund10

Fund Department Code	Fund Title Department Name	Supervisor	Dean/Director	VP/Exec
10-9010-900057-XXXXXXX-XX	Honors Scholarship	Fund10	Fund10	Fund10
10-9010-900058-XXXXXXX-XX	Faculty Assoc Schol	Fund10	Fund10	Fund10
10-9010-900061-XXXXXXX-XX	McHenry Women in Action	Fund10	Fund10	Fund10
10-9010-900065-XXXXXXX-XX	CIS Scholarship Fund	Fund10	Fund10	Fund10
10-9010-900067-XXXXXXX-XX	Marengo Community High School	Fund10	Fund10	Fund10
10-9010-900069-XXXXXXX-XX	D155 CL Central HS Assoc Schp	Fund10	Fund10	Fund10
10-9010-900073-XXXXXXX-XX	McHenry Elem ED Foundation	Fund10	Fund10	Fund10
10-9010-900075-XXXXXXX-XX	United St Bowling Congress	Fund10	Fund10	Fund10
10-9010-900076-XXXXXXX-XX	Mch Cty Womens Bowling	Fund10	Fund10	Fund10
10-9010-900078-XXXXXXX-XX	Follett Educational Foundation	Fund10	Fund10	Fund10
10-9010-900079-XXXXXXX-XX	McHenry Cnty Lation Coal Acad	Fund10	Fund10	Fund10
10-9010-900080-XXXXXXX-XX	Woodstock Chamber of Commerce	Fund10	Fund10	Fund10
10-9010-900082-XXXXXXX-XX	Louise Lundemo Memorial	Fund10	Fund10	Fund10
10-9010-900083-XXXXXXX-XX	Rotary District #6440 Voc Sch	Fund10	Fund10	Fund10
10-9010-900086-XXXXXXX-XX	Civil War Round Table	Fund10	Fund10	Fund10
10-9010-900087-XXXXXXX-XX	Uaw-Ford Motor Company	Fund10	Fund10	Fund10
10-9010-900088-XXXXXXX-XX	Target Scholarship	Fund10	Fund10	Fund10
10-9010-900091-XXXXXXX-XX	Mchenry Cty Hs Act Funddw	Fund10	Fund10	Fund10
10-9010-900092-XXXXXXX-XX	Mountain Home Elks Lodge #2276	Fund10	Fund10	Fund10
10-9010-900094-XXXXXXX-XX	Magnuson Scholarship	Fund10	Fund10	Fund10
10-9010-900096-XXXXXXX-XX	Prairie Ridge HS Booster Club	Fund10	Fund10	Fund10
10-9010-900097-XXXXXXX-XX	Lakemoor Dollars For Scholars	Fund10	Fund10	Fund10
10-9010-900098-XXXXXXX-XX	Nami Of Mchenry Cty	Fund10	Fund10	Fund10
10-9010-900099-XXXXXXX-XX	Coca-Cola Scholars Foundation	Fund10	Fund10	Fund10
10-9010-900101-XXXXXXX-XX	Harvard Educ Foundation	Fund10	Fund10	Fund10
10-9010-900102-XXXXXXX-XX	Oberweis Dairy Scholarship	Fund10	Fund10	Fund10
10-9010-900103-XXXXXXX-XX	Dkg/Ethel Rau Scholar	Fund10	Fund10	Fund10
10-9010-900104-XXXXXXX-XX	Pioneer Center of McHenry Cnty	Fund10	Fund10	Fund10
10-9010-900107-XXXXXXX-XX	Hundred Club-Lake County	Fund10	Fund10	Fund10
10-9010-900108-XXXXXXX-XX	Rotary Woodstock Morning Club	Fund10	Fund10	Fund10
10-9010-900109-XXXXXXX-XX	Amer Leg Post 171	Fund10	Fund10	Fund10
10-9010-900110-XXXXXXX-XX	Algonquin Garden Club	Fund10	Fund10	Fund10
10-9010-900113-XXXXXXX-XX	M.Seres Mem Scholar	Fund10	Fund10	Fund10
10-9010-900114-XXXXXXX-XX	Club Concordia	Fund10	Fund10	Fund10
10-9010-900116-XXXXXXX-XX	Lisa Alexander Memorial	Fund10	Fund10	Fund10
10-9010-900117-XXXXXXX-XX	Tyco Int'L Ltd Sch	Fund10	Fund10	Fund10
10-9010-900118-XXXXXXX-XX	Holian Scholarship	Fund10	Fund10	Fund10
10-9010-900121-XXXXXXX-XX	Tjx Companies Inc Schlrs	Fund10	Fund10	Fund10

Fund Department Code	Fund Title Department Name	Supervisor	Dean/Director	VP/Exec
10-9010-900123-XXXXXXX-XX	Brayden Spencer Powell Mem	Fund10	Fund10	Fund10
10-9010-900126-XXXXXXX-XX	Dist 200 Wdstk Ed Fund	Fund10	Fund10	Fund10
10-9010-900127-XXXXXXX-XX	Bj Lambourn Educ Scholarship	Fund10	Fund10	Fund10
10-9010-900128-XXXXXXX-XX	Brainsscratch Scholarship	Fund10	Fund10	Fund10
10-9010-900129-XXXXXXX-XX	Crystal Lake Park District	Fund10	Fund10	Fund10
10-9010-900130-XXXXXXX-XX	Alden-Hebron HS Alum Scholarp	Fund10	Fund10	Fund10
10-9010-900132-XXXXXXX-XX	Disabled Chgo Police Ofc	Fund10	Fund10	Fund10
10-9010-900135-XXXXXXX-XX	Algonquin Academy Dance	Fund10	Fund10	Fund10
10-9010-900137-XXXXXXX-XX	Scholarship America	Fund10	Fund10	Fund10
10-9010-900138-XXXXXXX-XX	Marengo Fireman Assoc.	Fund10	Fund10	Fund10
10-9010-900139-XXXXXXX-XX	Ece Schol (Child Care)	Fund10	Fund10	Fund10
10-9010-900144-XXXXXXX-XX	McHenry County 4-H Youth Found	Fund10	Fund10	Fund10
10-9010-900145-XXXXXXX-XX	Mcdonalds	Fund10	Fund10	Fund10
10-9010-900146-XXXXXXX-XX	Gleaner Schlrshp foundt	Fund10	Fund10	Fund10
10-9010-900150-XXXXXXX-XX	Americorp/Natl Service Award	Fund10	Fund10	Fund10
10-9010-900151-XXXXXXX-XX	Private Kiwanis Club	Fund10	Fund10	Fund10
10-9010-900152-XXXXXXX-XX	Crystal Lk Service League Scho	Fund10	Fund10	Fund10
10-9010-900153-XXXXXXX-XX	IL Auto Instructor Assn	Fund10	Fund10	Fund10
10-9010-900154-XXXXXXX-XX	Sheet Metal Workers Internatnl	Fund10	Fund10	Fund10
10-9010-900155-XXXXXXX-XX	D.V. Nichols Music Scholaship	Fund10	Fund10	Fund10
10-9010-900156-XXXXXXX-XX	Herman Lacy Donation	Fund10	Fund10	Fund10
10-9010-900157-XXXXXXX-XX	Wm J Gleason Donation	Fund10	Fund10	Fund10
10-9010-900158-XXXXXXX-XX	Gas Controllers Assn	Fund10	Fund10	Fund10
10-9010-900159-XXXXXXX-XX	Ssao Club Scholarship	Fund10	Fund10	Fund10
10-9010-900160-XXXXXXX-XX	D Byrne & J Jedloe Trust	Fund10	Fund10	Fund10
10-9010-900163-XXXXXXX-XX	First United Methodist Church	Fund10	Fund10	Fund10
10-9010-900164-XXXXXXX-XX	Union Lion Club Scholarship	Fund10	Fund10	Fund10
10-9010-900165-XXXXXXX-XX	Barrington Area Professional	Fund10	Fund10	Fund10
10-9010-900166-XXXXXXX-XX	American Rottweiler Club	Fund10	Fund10	Fund10
10-9010-900167-XXXXXXX-XX	Citizens Scholarship Foundatio	Fund10	Fund10	Fund10
10-9010-900168-XXXXXXX-XX	Sangamon County Scholarship	Fund10	Fund10	Fund10
10-9010-900173-XXXXXXX-XX	Rotary CL Job Retrain	Fund10	Fund10	Fund10
10-9010-900174-XXXXXXX-XX	Giordan'os Enterprises	Fund10	Fund10	Fund10
10-9010-900176-XXXXXXX-XX	Harvard Lions Club	Fund10	Fund10	Fund10
10-9010-900177-XXXXXXX-XX	Wauconda Fire Guns/Hose	Fund10	Fund10	Fund10
10-9010-900179-XXXXXXX-XX	Island Lake Area Lioness Club	Fund10	Fund10	Fund10
10-9010-900181-XXXXXXX-XX	Marengo Womens Club	Fund10	Fund10	Fund10
10-9010-900182-XXXXXXX-XX	Union Lioness Club	Fund10	Fund10	Fund10

Fund Department Code	Fund Title Department Name	Supervisor	Dean/Director	VP/Exec
10-9010-900186-XXXXXXX-XX	Clothing Closet	Fund10	Fund10	Fund10
10-9010-900187-XXXXXXX-XX	Horticulture Scholarship	Fund10	Fund10	Fund10
10-9010-900188-XXXXXXX-XX	Distance Learning Proj	Fund10	Fund10	Fund10
10-9010-900206-XXXXXXX-XX	Ic3P3 - Career Services	Fund10	Fund10	Fund10
10-9010-900208-XXXXXXX-XX	MCC Pride Scholarship	Fund10	Fund10	Fund10
10-9010-900214-XXXXXXX-XX	Industrial Mgmnt Soci MCC Ch	Fund10	Fund10	Fund10
10-9010-900215-XXXXXXX-XX	Villa Desiderta	Fund10	Fund10	Fund10
10-9010-900244-XXXXXXX-XX	Word Process Expo	Fund10	Fund10	Fund10
10-9010-900248-XXXXXXX-XX	Oneida Nation-Oneida Wisconsin	Fund10	Fund10	Fund10
10-9010-900249-XXXXXXX-XX	Illinois Education Foundation	Fund10	Fund10	Fund10
10-9010-900250-XXXXXXX-XX	Marengo Settlers Day Scholarsh	Fund10	Fund10	Fund10
10-9010-900251-XXXXXXX-XX	BMW Auto Tech Scholarship	Fund10	Fund10	Fund10
10-9010-900252-XXXXXXX-XX	Woman's Club of Wonder Lake	Fund10	Fund10	Fund10
10-9010-900254-XXXXXXX-XX	Ld Schol'P.Genesco Hs	Fund10	Fund10	Fund10
10-9010-900255-XXXXXXX-XX	Crystal Lake CC Scholarship	Fund10	Fund10	Fund10
10-9010-900256-XXXXXXX-XX	McHenry Rotary	Fund10	Fund10	Fund10
10-9010-900258-XXXXXXX-XX	Faith Christian School	Fund10	Fund10	Fund10
10-9010-900259-XXXXXXX-XX	Rotary CL Dawnbreakers	Fund10	Fund10	Fund10
10-9010-900260-XXXXXXX-XX	Rotary Crystal Lake	Fund10	Fund10	Fund10
10-9010-900262-XXXXXXX-XX	Wells Fargo Scholarship	Fund10	Fund10	Fund10
10-9010-900263-XXXXXXX-XX	Cary Soccer Association Schol	Fund10	Fund10	Fund10
10-9010-900264-XXXXXXX-XX	McHenry County Farm Bureau	Fund10	Fund10	Fund10
10-9010-900267-XXXXXXX-XX	IL Migrant Council	Fund10	Fund10	Fund10
10-9010-900268-XXXXXXX-XX	Dist 158 School District	Fund10	Fund10	Fund10
10-9010-900269-XXXXXXX-XX	Riner Speech Award	Fund10	Fund10	Fund10
10-9010-900270-XXXXXXX-XX	Huntley Chamber Commerce	Fund10	Fund10	Fund10
10-9010-900272-XXXXXXX-XX	Harvest Partners Scholarship	Fund10	Fund10	Fund10
10-9010-900274-XXXXXXX-XX	Avantis Technology	Fund10	Fund10	Fund10
10-9010-900275-XXXXXXX-XX	Byrd-Indiana Scholarship	Fund10	Fund10	Fund10
10-9010-900276-XXXXXXX-XX	Emer. Student Loan	Fund10	Fund10	Fund10
10-9010-900284-XXXXXXX-XX	CIS Test Vouchers	Fund10	Fund10	Fund10
10-9010-900287-XXXXXXX-XX	Alternative Spiritual Ways	Fund10	Fund10	Fund10
10-9010-900292-XXXXXXX-XX	Unit Scholarship Fund	Fund10	Fund10	Fund10
10-9010-900299-XXXXXXX-XX	Protective Life Foundation	Fund10	Fund10	Fund10
10-9010-900303-XXXXXXX-XX	Rock River Valley Blood	Fund10	Fund10	Fund10
10-9010-900304-XXXXXXX-XX	Harvard Garden Club	Fund10	Fund10	Fund10
10-9010-900315-XXXXXXX-XX	Harvard Rotary Club	Fund10	Fund10	Fund10
10-9010-900317-XXXXXXX-XX	Nat'l Garden Club	Fund10	Fund10	Fund10

Fund Department Code	Fund Title Department Name	Supervisor	Dean/Director	VP/Exec
10-9010-900331-XXXXXXX-XX	Veterans Book Fund	Fund10	Fund10	Fund10
10-9010-900342-XXXXXXX-XX	School Dist 155 ED Cary Asc	Fund10	Fund10	Fund10
10-9010-900345-XXXXXXX-XX	McHenry Cty Community Found	Fund10	Fund10	Fund10
10-9010-900346-XXXXXXX-XX	Brent William Thomas Memorial	Fund10	Fund10	Fund10
10-9010-900348-XXXXXXX-XX	Albertsons	Fund10	Fund10	Fund10
10-9010-900349-XXXXXXX-XX	Women McHenry County WIM3	Fund10	Fund10	Fund10
10-9010-900351-XXXXXXX-XX	Veterans Computer Fund	Fund10	Fund10	Fund10
10-9010-900362-XXXXXXX-XX	International Scholarship Serv	Fund10	Fund10	Fund10
10-9010-900364-XXXXXXX-XX	Cary Gr Rot Char Pat McNamara	Fund10	Fund10	Fund10
10-9010-900369-XXXXXXX-XX	Veteran Book Fund Stem Program	Fund10	Fund10	Fund10
10-9010-900371-XXXXXXX-XX	Illinois Spina Bifida Assoc	Fund10	Fund10	Fund10
10-9010-900372-XXXXXXX-XX	Crystal Lake Strikers Drumline	Fund10	Fund10	Fund10
10-9010-900379-XXXXXXX-XX	Woodstock Rotary Foundation Pr	Fund10	Fund10	Fund10
10-9010-900386-XXXXXXX-XX	ISTS Interntl Scholarship Tuit	Fund10	Fund10	Fund10
10-9010-900390-XXXXXXX-XX	Crystal Lake Chamber Commerce	Fund10	Fund10	Fund10
10-9010-900393-XXXXXXX-XX	Consumers Co-Op Association	Fund10	Fund10	Fund10
10-9010-900396-XXXXXXX-XX	Tempo Performing Arts Boosters	Fund10	Fund10	Fund10
10-9010-900399-XXXXXXX-XX	BSP Memorial Scholarship	Fund10	Fund10	Fund10
10-9010-900500-XXXXXXX-XX	Scholarship Round-Up Program	Fund10	Fund10	Fund10
10-9010-900502-XXXXXXX-XX	Local 150 Operating Engineers	Fund10	Fund10	Fund10
10-9010-900504-XXXXXXX-XX	Miss Huntley Scholar Pageant	Fund10	Fund10	Fund10
10-9010-900508-XXXXXXX-XX	PVR Scholarship Fund	Fund10	Fund10	Fund10
10-9010-900513-XXXXXXX-XX	Marine Corp League WI	Fund10	Fund10	Fund10
10-9010-900514-XXXXXXX-XX	Cordeck Building Solutions	Fund10	Fund10	Fund10
10-9010-900517-XXXXXXX-XX	Automotive Service Association	Fund10	Fund10	Fund10
10-9010-900519-XXXXXXX-XX	Big Thunder Grange	Fund10	Fund10	Fund10
10-9010-900520-XXXXXXX-XX	Johnsburg Oldtimers Club	Fund10	Fund10	Fund10
10-9010-900523-XXXXXXX-XX	Choctaw Nation of Oklahoma	Fund10	Fund10	Fund10
10-9010-900524-XXXXXXX-XX	Right to Life McHenry Cty Ed	Fund10	Fund10	Fund10
10-9010-900525-XXXXXXX-XX	Illinois St Bowling Proprietor	Fund10	Fund10	Fund10
10-9010-900526-XXXXXXX-XX	Skjold Lodge Sons of Norway	Fund10	Fund10	Fund10
10-9010-900527-XXXXXXX-XX	Woodstock Council of Teachers	Fund10	Fund10	Fund10
10-9010-900530-XXXXXXX-XX	Mercyhealth Development Fund	Fund10	Fund10	Fund10
10-9010-900535-XXXXXXX-XX	Woodstock CUSD #200	Fund10	Fund10	Fund10
10-9010-900536-XXXXXXX-XX	Superior Printing Inks	Fund10	Fund10	Fund10
10-9010-900538-XXXXXXX-XX	Catholic Order of Foresters	Fund10	Fund10	Fund10
10-9010-900540-XXXXXXX-XX	Illinois Scottish Rite Scholar	Fund10	Fund10	Fund10
10-9010-900541-XXXXXXX-XX	Macoupin County Agriculture Ed	Fund10	Fund10	Fund10

Fund Department Code	Fund Title Department Name	Supervisor	Dean/Director	VP/Exec
10-9010-900542-XXXXXXX-XX	Trinity Evangelical Lutheran	Fund10	Fund10	Fund10
10-9010-900543-XXXXXXX-XX	Hunting Retriever Club	Fund10	Fund10	Fund10
10-9010-900544-XXXXXXX-XX	Denali Chapter 16 Eastern Star	Fund10	Fund10	Fund10
10-9010-900545-XXXXXXX-XX	Anchorage Lodge #17 F & AM	Fund10	Fund10	Fund10
10-9010-900546-XXXXXXX-XX	State Bank The Lakes	Fund10	Fund10	Fund10
10-9010-900547-XXXXXXX-XX	Epic Promise Employee Found	Fund10	Fund10	Fund10
10-9010-900548-XXXXXXX-XX	FaithLutheranChurch LakelandFL	Fund10	Fund10	Fund10
10-9010-900549-XXXXXXX-XX	Gilchrist Charitable Fndation	Fund10	Fund10	Fund10
10-9010-900550-XXXXXXX-XX	Michael C Christ Family	Fund10	Fund10	Fund10
10-9010-900551-XXXXXXX-XX	David T Brown Scholarship Fd	Fund10	Fund10	Fund10
10-9010-900552-XXXXXXX-XX	Moorings of Arlington Heights	Fund10	Fund10	Fund10
10-9010-900553-XXXXXXX-XX	Selma J Hartkje Com Foundation	Fund10	Fund10	Fund10
10-9010-900554-XXXXXXX-XX	Todd Epsten Mem Scholarship	Fund10	Fund10	Fund10
10-9010-900555-XXXXXXX-XX	Spartanburg County Foundation	Fund10	Fund10	Fund10
10-9010-900556-XXXXXXX-XX	Oconomowoc Area School Dist	Fund10	Fund10	Fund10
10-9010-900557-XXXXXXX-XX	Teamsters Local Union No. 731	Fund10	Fund10	Fund10
10-9010-900558-XXXXXXX-XX	Grandma's House Daycare Center	Fund10	Fund10	Fund10
10-9010-900559-XXXXXXX-XX	Underground Contractors Assc	Fund10	Fund10	Fund10
10-9010-900560-XXXXXXX-XX	Northwestern Memorial Hlthcare	Fund10	Fund10	Fund10
10-9010-900561-XXXXXXX-XX	Nicole Daune Jackson Memorial	Fund10	Fund10	Fund10
10-9010-900562-XXXXXXX-XX	Society of Plastics Engineers	Fund10	Fund10	Fund10
10-9010-900563-XXXXXXX-XX	McHenry County Youth Sports	Fund10	Fund10	Fund10
10-9010-900564-XXXXXXX-XX	Rockford Assoc Minority Mgmt	Fund10	Fund10	Fund10
10-9010-900565-XXXXXXX-XX	JPC- JP Cullen Foundation	Fund10	Fund10	Fund10
10-9010-900566-XXXXXXX-XX	BBB Chicago Northern IL Found	Fund10	Fund10	Fund10
10-9010-900567-XXXXXXX-XX	Marengo Union Jr FBall Club	Fund10	Fund10	Fund10
10-9010-900568-XXXXXXX-XX	PFIA-Prof Flooring Installers	Fund10	Fund10	Fund10
10-9010-900569-XXXXXXX-XX	NIU Kappa Chpt DeltaTauLambda	Fund10	Fund10	Fund10
10-9010-900570-XXXXXXX-XX	Resurrection Catholic Church	Fund10	Fund10	Fund10
10-9010-900571-XXXXXXX-XX	D & B Scholarship Fund	Fund10	Fund10	Fund10
10-9010-900572-XXXXXXX-XX	Best Silver Scholarship	Fund10	Fund10	Fund10
10-9010-900573-XXXXXXX-XX	Palatine Firefighters	Fund10	Fund10	Fund10
10-9010-900574-XXXXXXX-XX	Estes Expess Scholarship	Fund10	Fund10	Fund10
10-9010-900575-XXXXXXX-XX	Woodstock North HS Athletic	Fund10	Fund10	Fund10
10-9010-900576-XXXXXXX-XX	Print & Graphics Scholarship	Fund10	Fund10	Fund10
10-9010-900577-XXXXXXX-XX	Hortonville Area Education Fdn	Fund10	Fund10	Fund10
10-9010-900578-XXXXXXX-XX	Riverport Chorus	Fund10	Fund10	Fund10
10-9010-900579-XXXXXXX-XX	Woodstock Rotary Non-Credit	Fund10	Fund10	Fund10

Fund Department Code	Fund Title Department Name	Supervisor	Dean/Director	VP/Exec
10-9010-900580-XXXXXXX-XX	Rudy Scholarship Trust	Fund10	Fund10	Fund10
10-9010-900581-XXXXXXX-XX	Girl Scouts Northern Illinois	Fund10	Fund10	Fund10
10-9010-900582-XXXXXXX-XX	Green Street Baptist Church	Fund10	Fund10	Fund10
10-9010-900583-XXXXXXX-XX	Alliant United Air Mainliners	Fund10	Fund10	Fund10
10-9010-900584-XXXXXXX-XX	Folds of Honor	Fund10	Fund10	Fund10
10-9010-900585-XXXXXXX-XX	Comm Foundation Northern IL	Fund10	Fund10	Fund10
10-9010-900586-XXXXXXX-XX	Schaumburg TownshipCouncil PTA	Fund10	Fund10	Fund10
10-9010-900587-XXXXXXX-XX	Comm HS Dist 155 CL	Fund10	Fund10	Fund10
10-9010-900588-XXXXXXX-XX	Round Lake Area Exchange Club	Fund10	Fund10	Fund10
10-9010-900589-XXXXXXX-XX	Kane Cty Chiefs Police Geneva	Fund10	Fund10	Fund10
10-9010-900590-XXXXXXX-XX	St John Baptist CatholicChurch	Fund10	Fund10	Fund10
10-9010-900591-XXXXXXX-XX	Fox Lake Round Lake Rotary Clb	Fund10	Fund10	Fund10
10-9010-900592-XXXXXXX-XX	Coral Township Town Fund	Fund10	Fund10	Fund10
10-9010-900593-XXXXXXX-XX	Grand Chptr Order Eastern Star	Fund10	Fund10	Fund10
10-9010-900594-XXXXXXX-XX	Marie Louise Hunt Charitable	Fund10	Fund10	Fund10
10-9010-900595-XXXXXXX-XX	Brunswick Foundation	Fund10	Fund10	Fund10
10-9010-900596-XXXXXXX-XX	Comanche Nation	Fund10	Fund10	Fund10
10-9010-900597-XXXXXXX-XX	Rohrer	Fund10	Fund10	Fund10
10-9010-900598-XXXXXXX-XX	Tomah Area School District	Fund10	Fund10	Fund10
10-9010-900599-XXXXXXX-XX	Intl Brotherhood Elect Workers	Fund10	Fund10	Fund10
10-9010-900600-XXXXXXX-XX	Gail Luciano Memorial	Fund10	Fund10	Fund10
10-9010-900601-XXXXXXX-XX	Transportation Wrker Union 512	Fund10	Fund10	Fund10
10-9010-900602-XXXXXXX-XX	Arlington Heights Chapter 992	Fund10	Fund10	Fund10
10-9010-900603-XXXXXXX-XX	Education Assoc of Round Lake	Fund10	Fund10	Fund10
10-9010-900604-XXXXXXX-XX	Prairie Community Bank	Fund10	Fund10	Fund10
10-9010-900605-XXXXXXX-XX	Camping World	Fund10	Fund10	Fund10
10-9010-900606-XXXXXXX-XX	Edwin&Janet Bryant Foundation	Fund10	Fund10	Fund10
10-9010-900607-XXXXXXX-XX	Scholar Dollars Northbrook	Fund10	Fund10	Fund10
10-9010-900608-XXXXXXX-XX	Oregon School's Foundation	Fund10	Fund10	Fund10
10-9010-900609-XXXXXXX-XX	CommunityFnd Fox Valley Region	Fund10	Fund10	Fund10
10-9010-900610-XXXXXXX-XX	McHenryCommunity HS Activities	Fund10	Fund10	Fund10
10-9010-900611-XXXXXXX-XX	EA & FW Burchell Scholarship	Fund10	Fund10	Fund10
10-9010-900612-XXXXXXX-XX	New Directions Addiction Ed	Fund10	Fund10	Fund10
10-9010-900613-XXXXXXX-XX	Lions Club Sun City Huntley	Fund10	Fund10	Fund10
10-9010-900614-XXXXXXX-XX	Carol Bowen&Lorene Maher Schol	Fund10	Fund10	Fund10
10-9010-900615-XXXXXXX-XX	Auburn Education Association	Fund10	Fund10	Fund10
10-9010-900616-XXXXXXX-XX	Huntley HS Band Boosters	Fund10	Fund10	Fund10
10-9010-900617-XXXXXXX-XX	Harvard Comm Unit SD #50	Fund10	Fund10	Fund10

Fund Department Code	Fund Title Department Name	Supervisor	Dean/Director	VP/Exec
10-9010-900618-XXXXXXX-XX	Grand Lodge of IL AF&AM	Fund10	Fund10	Fund10
10-9010-900619-XXXXXXX-XX	Associated Fire Fighters of IL	Fund10	Fund10	Fund10
10-9010-900620-XXXXXXX-XX	Richard Baidas Scholarship	Fund10	Fund10	Fund10
10-9010-900621-XXXXXXX-XX	Natl Assoc of Pipe Fabricators	Fund10	Fund10	Fund10
10-9010-900622-XXXXXXX-XX	Millard Family Scholarship	Fund10	Fund10	Fund10
10-9010-900623-XXXXXXX-XX	Cary Grove Lodge #1157	Fund10	Fund10	Fund10
10-9010-900624-XXXXXXX-XX	AARL Fnd Six Meter Clb Chicago	Fund10	Fund10	Fund10
10-9010-900625-XXXXXXX-XX	Korupp & Waelti Scholarship Fd	Fund10	Fund10	Fund10
10-9010-900626-XXXXXXX-XX	Harvard Chpter#500 Woman Moose	Fund10	Fund10	Fund10
10-9010-900627-XXXXXXX-XX	Rotary Intl LITH Rotary	Fund10	Fund10	Fund10
10-9010-900628-XXXXXXX-XX	Distribution Contractors Assoc	Fund10	Fund10	Fund10
10-9010-900629-XXXXXXX-XX	Ethans ShiningLight Foundation	Fund10	Fund10	Fund10
10-9010-900630-XXXXXXX-XX	Marengo-Union Chamber of Comm	Fund10	Fund10	Fund10
10-9010-900631-XXXXXXX-XX	Illinois Sheriffs' Association	Fund10	Fund10	Fund10
10-9010-900632-XXXXXXX-XX	NEIU Foundation	Fund10	Fund10	Fund10
10-9010-900633-XXXXXXX-XX	Rust-Oleum	Fund10	Fund10	Fund10
10-9010-900634-XXXXXXX-XX	Laborers Intl Union North Amer	Fund10	Fund10	Fund10
10-9010-900635-XXXXXXX-XX	Marjorie M Bringe Trust	Fund10	Fund10	Fund10
10-9010-900636-XXXXXXX-XX	Loretta K Vogt Trust	Fund10	Fund10	Fund10
10-9010-900637-XXXXXXX-XX	Thornton Alum Legacy-B Purden	Fund10	Fund10	Fund10
10-9010-900638-XXXXXXX-XX	Harvard Diggins Library	Fund10	Fund10	Fund10
10-9010-900639-XXXXXXX-XX	National Rifle Assoc America	Fund10	Fund10	Fund10
10-9010-900640-XXXXXXX-XX	Marengo Auto Body	Fund10	Fund10	Fund10
10-9010-900641-XXXXXXX-XX	Hillstriders Running Club	Fund10	Fund10	Fund10
10-9010-900704-XXXXXXX-XX	Elks National Fund	Fund10	Fund10	Fund10
10-9010-900709-XXXXXXX-XX	Johnsburg Teacher Organization	Fund10	Fund10	Fund10
10-9010-900710-XXXXXXX-XX	Oberweiler Foundation	Fund10	Fund10	Fund10
10-9010-900711-XXXXXXX-XX	Bilmore Scholarship	Fund10	Fund10	Fund10
10-9010-900712-XXXXXXX-XX	Deannah Harhen Memorial	Fund10	Fund10	Fund10
10-9010-900713-XXXXXXX-XX	Rotary Intrnl Lake in the hill	Fund10	Fund10	Fund10
10-9010-900714-XXXXXXX-XX	KFC Foundation Kaleidoscope	Fund10	Fund10	Fund10
10-9010-900715-XXXXXXX-XX	Hallstrom Home School Workshop	Fund10	Fund10	Fund10
10-9010-900716-XXXXXXX-XX	Patricia Hill Schieffers Villa	Fund10	Fund10	Fund10
10-9010-900717-XXXXXXX-XX	Excel Beyond 211	Fund10	Fund10	Fund10
10-9010-900718-XXXXXXX-XX	Machinery Dealer NATL ASSC	Fund10	Fund10	Fund10
10-9010-900719-XXXXXXX-XX	COSTCO COLLEGE SUCCESS FUND	Fund10	Fund10	Fund10
10-9010-900720-XXXXXXX-XX	TOURETTE ASSOCIATION OF AMERIC	Fund10	Fund10	Fund10
10-9010-900721-XXXXXXX-XX	Carpenter Local #1005 Cont Fd	Fund10	Fund10	Fund10

Fund Department Code	Fund Title Department Name	Supervisor	Dean/Director	VP/Exec
10-9010-900722-XXXXXXX-XX	TechForce Foundation	Fund10	Fund10	Fund10
10-9010-900723-XXXXXXX-XX	Polish American Club	Fund10	Fund10	Fund10
10-9010-900724-XXXXXXX-XX	CJ Pony Parts Scholarship	Fund10	Fund10	Fund10
10-9010-900725-XXXXXXX-XX	VFW 4600 McCormack Mem Schship	Fund10	Fund10	Fund10
10-9010-900726-XXXXXXX-XX	Local Education Assoc Elgin	Fund10	Fund10	Fund10
10-9010-900727-XXXXXXX-XX	McHenry Cnty Fair Association	Fund10	Fund10	Fund10
10-9010-900728-XXXXXXX-XX	NBT Fabricators & Manuf Assn	Fund10	Fund10	Fund10
10-9010-900729-XXXXXXX-XX	PMA Education Foundation	Fund10	Fund10	Fund10
10-9010-900730-XXXXXXX-XX	Three Affil Tribes Sage Coulee	Fund10	Fund10	Fund10
10-9010-900731-XXXXXXX-XX	American Legion Premier Boy IL	Fund10	Fund10	Fund10
10-9010-900732-XXXXXXX-XX	Power Engineers	Fund10	Fund10	Fund10
10-9010-900733-XXXXXXX-XX	City of McHenry	Fund10	Fund10	Fund10
10-9010-900734-XXXXXXX-XX	Instrument Development Company	Fund10	Fund10	Fund10
10-9010-900735-XXXXXXX-XX	Mukwonago Area School District	Fund10	Fund10	Fund10
10-9010-900736-XXXXXXX-XX	George R Justen & Sons Funeral	Fund10	Fund10	Fund10
10-9010-900737-XXXXXXX-XX	Hoffman Est Pro Firefighters	Fund10	Fund10	Fund10
10-9010-900739-XXXXXXX-XX	Lions Club of South Elgin	Fund10	Fund10	Fund10
10-9010-900740-XXXXXXX-XX	Home State Bank Scholarship	Fund10	Fund10	Fund10
10-9010-900741-XXXXXXX-XX	Cary-Grove Chamber of Commerce	Fund10	Fund10	Fund10
10-9010-904187-XXXXXXX-XX	Green Gate Garden Club	Fund10	Fund10	Fund10
11 Audit				
11-0000-000000-XXXXXXX-XX	General	Robert M Tenuta	Robert M Tenuta	Tenuta
11-8020-501034-XXXXXXX-XX	Audit Services	Robert M Tenuta	Robert M Tenuta	Tenuta
12 Liability, Protection & Settlement				
12-0000-000000-XXXXXXX-XX	General	Robert M Tenuta	Robert M Tenuta	Tenuta
12-0000-501036-XXXXXXX-XX	Campus Safety	Tom Kretschmer	Tom Kretschmer	Tenuta
12-8060-501038-XXXXXXX-XX	Insurance	Robert M Tenuta	Robert M Tenuta	Tenuta
13 Building Bond Proceeds				
13-0000-000000-XXXXXXX-XX	General	Robert M Tenuta	Robert M Tenuta	Tenuta
14 Public Building Commission Rental				
14-0000-000000-XXXXXXX-XX	General	Robert M Tenuta	Robert M Tenuta	Tenuta
15 Public Building Commission Operation & Maintenance				
15-0000-000000-XXXXXXX-XX	General	Robert M Tenuta	Robert M Tenuta	Tenuta
17 OPEB Liability				
17-0000-000000-XXXXXXX-XX	General	Robert M Tenuta	Robert M Tenuta	Tenuta
17-1010-000000-XXXXXXX-XX	General	Robert M Tenuta	Robert M Tenuta	Tenuta
17-2010-000000-XXXXXXX-XX	General	Robert M Tenuta	Robert M Tenuta	Tenuta
17-3010-000000-XXXXXXX-XX	General	Robert M Tenuta	Robert M Tenuta	Tenuta

Fund Department Code	Fund Title Department Name	Supervisor	Dean/Director	VP/Exec
17-4010-000000-XXXXXXX-XX	General	Robert M Tenuta	Robert M Tenuta	Tenuta
17-6010-000000-XXXXXXX-XX	General	Robert M Tenuta	Robert M Tenuta	Tenuta
17-7010-000000-XXXXXXX-XX	General	Robert M Tenuta	Robert M Tenuta	Tenuta
17-8010-000000-XXXXXXX-XX	General	Robert M Tenuta	Robert M Tenuta	Tenuta
17-9010-000000-XXXXXXX-XX	General	Robert M Tenuta	Robert M Tenuta	Tenuta

FY 2026 vs. FY 2025

Comparative Budget Detail

By Department

This page left blank intentionally

Comparative By Fund/Department Detail FY26 vs. FY25

Thru: 5/31/2025

Object		Object Name	FY25 YTD	FY25 Budget	FY26 Budget	$ Change	% Change
Fund 01		**Education**					
Dept: 01-0000-000000		***Department Name: General***					
Local Governmental Sources							
4101001	05	Real Estate Taxes	$23,722,222	$25,549,854	$26,738,120	$1,188,266	4.65%
4103500	00	CPPRT	$299,134	$487,908	$478,614	($9,294)	-1.90%
Sum of Local Governmental Sources			*$24,021,356*	*$26,037,762*	*$27,216,734*	*$1,178,972*	*4.53%*
State Governmental Sources							
4201000	05	Iccb Ivg/Ing Shortfall Grant	($3,255)	$82,330	$107,362	$25,032	30.40%
4201001	00	Base Operating Grants	$4,418,831	$4,818,606	$4,184,804	($633,802)	-13.15%
4201002	00	Equalization Grant	$7,451,519	$8,128,930	$5,786,940	($2,341,990)	-28.81%
4203099	05	Avte/CTE General Revenue	$361,763	$350,000	$386,900	$36,900	10.54%
Sum of State Governmental Sources			*$12,228,857*	*$13,379,866*	*$10,466,006*	*($2,913,860)*	*-21.78%*
Federal Governmental Sources							
4309001	00	Veterans Affairs Annual Fees	$2,224	$0	$0	$0	#Num!
Sum of Federal Governmental Sources			*$2,224*	*$0*	*$0*	*$0*	*#Num!*
Student Tuition & Fees							
4401001	00	Tuition-In District	$10,137,763	$10,062,996	$10,341,624	$278,628	2.77%
4401002	00	Tuition-Out of District	$253,139	$156,588	$160,924	$4,336	2.77%
4401003	00	Tuition-Out of State	$15,344	$21,414	$22,006	$592	2.76%
4401004	00	Tuition-International Students	$37,759	$14,449	$14,849	$400	2.77%
4402000	06	Course Fees	$641,882	$728,732	$728,732	$0	0.00%
4402000	10	Registration Fees	$91,154	$110,000	$110,000	$0	0.00%
4402000	15	Graduation Fees	$0	$300	$300	$0	0.00%
4402000	20	Nursing Fees	$0	$2,000	$2,000	$0	0.00%
4402000	25	Technology Fee	$956,106	$949,578	$975,871	$26,293	2.77%
4402000	40	Dual Credit Fees	$285,200	$277,950	$279,125	$1,175	0.42%
4409000	05	Transcript Fees	$51,281	$40,000	$40,000	$0	0.00%
4409000	10	Proficiency Exam	$175	$450	$450	$0	0.00%
4409000	15	Clep Testing	$0	$100	$100	$0	0.00%
4409000	20	Ged Testing	$500	$100	$100	$0	0.00%
4409000	25	Make Up Testing Fees	$0	$100	$100	$0	0.00%
4409000	30	Placement Exam Fee	$0	$100	$100	$0	0.00%
4409000	40	Other Testing Fees	$2,640	$100	$100	$0	0.00%
4409000	45	Testing Ctr Serv Fee	$12,000	$5,000	$5,000	$0	0.00%

Thru: 5/31/2025

Object		Object Name	FY25 YTD	FY25 Budget	FY26 Budget	$ Change	% Change
4409000	50	Work Keys Testing Fees	$0	$100	$100	$0	0.00%
4420050	00	Misc. Fees	$735,646	$750,000	$750,000	$0	0.00%
Sum of Student Tuition & Fees			*$13,220,589*	*$13,120,057*	*$13,431,481*	*$311,424*	*2.37%*
Sales & Service Fees							
4504000	32	Kids & College Tuition	$177,231	$150,000	$150,000	$0	0.00%
4504000	50	Fitness Center Revenue	$4,529	$6,000	$6,000	$0	0.00%
Sum of Sales & Service Fees			*$181,760*	*$156,000*	*$156,000*	*$0*	*0.00%*
Facilities Revenue							
4609000	05	Misc Rental	$18,366	$18,966	$18,966	$0	0.00%
Sum of Facilities Revenue			*$18,366*	*$18,966*	*$18,966*	*$0*	*0.00%*
Investment Revenue							
4709000	05	Interest On Investments	$76,953	$30,000	$60,000	$30,000	100.00%
4709000	06	Change in Fair Value of Invest	$641,064	$351,040	$447,020	$95,980	27.34%
4709000	07	Investment Transaction Fees	($8,198)	($17,641)	($8,660)	$8,981	-50.91%
Sum of Investment Revenue			*$709,820*	*$363,399*	*$498,360*	*$134,961*	*37.14%*
Nongovernmental Gifts							
4809000	05	Donations	$0	$1,000	$1,000	$0	0.00%
4809000	25	Foundation Contributions	$435,128	$10,000	$10,000	$0	0.00%
Sum of Nongovernmental Gifts			*$435,128*	*$11,000*	*$11,000*	*$0*	*0.00%*
Other Revenue							
4901002	05	Library Fines & Fees	$0	$150	$150	$0	0.00%
4909000	05	Fax Document Fee Revenue	$1	$50	$50	$0	0.00%
4909000	20	College Fair Fees	$0	$1,500	$1,500	$0	0.00%
4909000	25	Celluar One Income	$9,804	$9,372	$9,372	$0	0.00%
4909000	30	Employee Health Insurance Cont	$5,985,685	$2,000,000	$2,000,000	$0	0.00%
4909000	35	College Health Insurance Contr	$0	$4,000,000	$4,000,000	$0	0.00%
4909000	36	College Grp Life Ins Contribut	$26,414	$23,000	$23,000	$0	0.00%
4909000	40	Retiree Health Insurance Contr	$651	$1,000	$1,000	$0	0.00%
4909000	45	Cobra Health Insurance Contrib	$2,097	$2,500	$2,500	$0	0.00%
4909000	50	Other Misc Income	$49,488	$40,000	$25,000	($15,000)	-37.50%
4909000	55	NSF Service Charge	$15	$250	$250	$0	0.00%
4909000	56	Surplus Sales	$3,702	$500	$2,000	$1,500	300.00%
4909000	90	SURS Pass Through Revenue	$0	$22,500,000	$22,500,000	$0	0.00%
Sum of Other Revenue			*$6,077,857*	*$28,578,322*	*$28,564,822*	*($13,500)*	*-0.05%*
Net Total for General			*$56,895,957*	*$81,665,372*	*$80,363,369*	*($1,302,003)*	*-1.59%*

Dept: 01-0000-101052 Department Name: Horticulture

Thru: 5/31/2025

Object	Object Name	FY25 YTD	FY25 Budget	FY26 Budget	$ Change	% Change
Sales & Service Fees						
4509000	45 Greenhouse Lab Sales	$37,703	$15,000	$0	($15,000)	-100.00%
4509000	50 Floral Shop Lab Sales	$3,965	$1,000	$0	($1,000)	-100.00%
4509000	55 Student Farm Sales	$376	$1,500	$0	($1,500)	-100.00%
Sum of Sales & Service Fees		*$42,044*	*$17,500*	*$0*	*($17,500)*	*-100.00%*
Net Total for Horticulture		*$42,044*	*$17,500*	*$0*	*($17,500)*	*-100.00%*
Dept: 01-0000-102011	***Department Name: Bakery***					
Sales & Service Fees						
4509001	00 Culinary & Other Misc.	$670	$0	$0	$0	#Num!
4509001	01 Bakery Food Sales	$16,423	$0	$0	$0	#Num!
Sum of Sales & Service Fees		*$17,093*	*$0*	*$0*	*$0*	*#Num!*
Net Total for Bakery		*$17,093*	*$0*	*$0*	*$0*	*#Num!*
Dept: 01-0000-102050	***Department Name: Welding Credit Program***					
Other Revenue						
4909000	59 Recycling Revenue	$408	$0	$500	$500	#Div/0!
Sum of Other Revenue		*$408*	*$0*	*$500*	*$500*	*#Div/0!*
Net Total for Welding Credit Program		*$408*	*$0*	*$500*	*$500*	*#Div/0!*
Dept: 01-0000-103015	***Department Name: Health Information Management***					
Other Revenue						
4909000	50 Other Misc Income	$500	$0	$0	$0	#Num!
Sum of Other Revenue		*$500*	*$0*	*$0*	*$0*	*#Num!*
Net Total for Health Information Man		*$500*	*$0*	*$0*	*$0*	*#Num!*
Dept: 01-0000-303024	***Department Name: Career Services***					
Other Revenue						
4909000	24 Career Services Fair Fees	$7,465	$12,000	$12,000	$0	0.00%
Sum of Other Revenue		*$7,465*	*$12,000*	*$12,000*	*$0*	*0.00%*
Net Total for Career Services		*$7,465*	*$12,000*	*$12,000*	*$0*	*0.00%*
Dept: 01-0000-303043	***Department Name: Student Advocacy***					
Other Revenue						
4909000	50 Other Misc Income	$15,875	$0	$0	$0	#Num!
Sum of Other Revenue		*$15,875*	*$0*	*$0*	*$0*	*#Num!*

Object	Object Name	FY25 YTD	FY25 Budget	FY26 Budget	$ Change	% Change
Net Total for Student Advocacy		*$15,875*	*$0*	*$0*	*$0*	*#Num!*
Dept: 01-0000-404010	***Department Name: Sustainability***					
Other Revenue						
4909000	58 Sustainability Revenue	$2,163	$50,000	$50,000	$0	0.00%
Sum of Other Revenue		*$2,163*	*$50,000*	*$50,000*	*$0*	*0.00%*
Net Total for Sustainability		*$2,163*	*$50,000*	*$50,000*	*$0*	*0.00%*
Dept: 01-0000-904183	***Department Name: Lieb Director Endowed***					
Sales & Service Fees						
4504000	70 Planetarium Events Revenue	$12,369	$20,000	$20,000	$0	0.00%
Sum of Sales & Service Fees		*$12,369*	*$20,000*	*$20,000*	*$0*	*0.00%*
Other Revenue						
4909000	50 Other Misc Income	$11,492	$2,500	$2,500	$0	0.00%
Sum of Other Revenue		*$11,492*	*$2,500*	*$2,500*	*$0*	*0.00%*
Net Total for Lieb Director Endowed		*$23,861*	*$22,500*	*$22,500*	*$0*	*0.00%*
Dept: 01-1010-101010	***Department Name: English***					
Salaries						
5103001	00 FT Teaching Faculty	$915,817	$1,062,768	$1,100,406	$37,638	3.54%
5103001	15 Instr Staff - Indep Study	$960	$400	$400	$0	0.00%
5103002	05 PT Instructional Other	$325	$530	$546	$16	3.02%
5103002	10 PT Instr - Indep Study	$0	$530	$546	$16	3.02%
5103002	15 PT Stipends Fall Sprg Sum	$161,926	$212,180	$218,545	$6,365	3.00%
5103004	10 FT Instr Staff - Overload	$63,848	$36,000	$36,000	$0	0.00%
5103004	20 Non-Instructional Overload	$20,014	$16,476	$0	($16,476)	-100.00%
Sum of Salaries		*$1,162,890*	*$1,328,884*	*$1,356,443*	*$27,559*	*2.07%*
Fringe Benefits						
5201001	00 Employer GTL Medical Vision	$149,316	$165,563	$221,859	$56,296	34.00%
5209000	55 SURS College Insurance ER Cont	$8,967	$9,842	$10,173	$331	3.36%
Sum of Fringe Benefits		*$158,284*	*$175,405*	*$232,032*	*$56,627*	*32.28%*
Maintenance, Memberships, and Printing & Postage Supplies						
5401001	00 Office Supplies	$238	$450	$1,450	$1,000	222.22%
5401009	05 Supplies MCC Store	$0	$135	$135	$0	0.00%
5402000	00 Printing	$0	$45	$45	$0	0.00%
5404002	00 Computer Software	$1,380	$0	$0	$0	#Num!
Sum of Maintenance, Memberships, and		*$1,618*	*$630*	*$1,630*	*$1,000*	*158.73%*

Thru: 5/31/2025

Object		Object Name	FY25 YTD	FY25 Budget	FY26 Budget	$ Change	% Change
Travel, Meeting, Professional Development, and Recruitment							
5502000	10	Out of District Travel	$22	$0	$0	$0	#Num!
5509000	15	Other Conf & Mtg Exp	$0	$200	$200	$0	0.00%
Sum of Travel, Meeting, Professional D			*$22*	*$200*	*$200*	*$0*	*0.00%*
Net Total for English			*$1,322,813*	*$1,505,119*	*$1,590,305*	*$85,186*	*5.66%*
Dept: 01-1010-101012		***Department Name: Journalism***					
Salaries							
5103001	00	FT Teaching Faculty	$103,050	$118,838	$125,440	$6,602	5.56%
5103001	15	Instr Staff - Indep Study	$720	$2,799	$2,799	$0	0.00%
5103002	05	PT Instructional Other	$0	$5,304	$5,463	$159	3.00%
5103002	15	PT Stipends Fall Sprg Sum	$51,998	$47,740	$49,172	$1,432	3.00%
5103004	10	FT Instr Staff - Overload	$14,777	$13,000	$13,000	$0	0.00%
5103004	20	Non-Instructional Overload	$0	$7,690	$0	($7,690)	-100.00%
Sum of Salaries			*$170,545*	*$195,371*	*$195,874*	*$503*	*0.26%*
Fringe Benefits							
5201001	00	Employer GTL Medical Vision	$24,868	$33,702	$31,378	($2,324)	-6.90%
5209000	55	SURS College Insurance ER Cont	$1,043	$1,409	$1,470	$61	4.33%
Sum of Fringe Benefits			*$25,911*	*$35,111*	*$32,848*	*($2,263)*	*-6.45%*
Maintenance, Memberships, and Printing & Postage Supplies							
5401001	00	Office Supplies	$50	$72	$200	$128	177.78%
5401009	05	Supplies MCC Store	$0	$72	$72	$0	0.00%
5402000	00	Printing	$0	$50	$50	$0	0.00%
Sum of Maintenance, Memberships, and			*$50*	*$194*	*$322*	*$128*	*65.98%*
Net Total for Journalism			*$196,506*	*$230,676*	*$229,044*	*($1,632)*	*-0.71%*
Dept: 01-1010-101014		***Department Name: Speech***					
Salaries							
5103001	00	FT Teaching Faculty	$292,820	$338,214	$246,764	($91,450)	-27.04%
5103001	15	Instr Staff - Indep Study	$240	$25	$25	$0	0.00%
5103002	05	PT Instructional Other	$548	$266	$274	$8	3.01%
5103002	15	PT Stipends Fall Sprg Sum	$122,065	$148,526	$152,982	$4,456	3.00%
5103004	10	FT Instr Staff - Overload	$25,418	$27,000	$27,000	$0	0.00%
5103004	20	Non-Instructional Overload	$27,214	$46,426	$0	($46,426)	-100.00%
Sum of Salaries			*$468,304*	*$560,457*	*$427,045*	*($133,412)*	*-23.80%*
Fringe Benefits							
5201001	00	Employer GTL Medical Vision	$40,047	$32,652	$42,348	$9,696	29.69%

Thru: 5/31/2025

Object		Object Name	FY25 YTD	FY25 Budget	FY26 Budget	$ Change	% Change
5209000	55	SURS College Insurance ER Cont	$3,119	$3,855	$3,995	$140	3.63%
Sum of Fringe Benefits			*$43,166*	*$36,507*	*$46,343*	*$9,836*	*26.94%*
Maintenance, Memberships, and Printing & Postage Supplies							
5401001	00	Office Supplies	$120	$180	$200	$20	11.11%
5401009	00	IT Technology Supplies	$164	$2,400	$2,400	$0	0.00%
5401009	05	Supplies MCC Store	$2	$90	$90	$0	0.00%
5402000	00	Printing	$0	$180	$180	$0	0.00%
5404002	00	Computer Software	$2,400	$0	$0	$0	#Num!
5406000	00	Publications & Dues	$185	$180	$180	$0	0.00%
Sum of Maintenance, Memberships, and			*$2,871*	*$3,030*	*$3,050*	*$20*	*0.66%*
Travel, Meeting, Professional Development, and Recruitment							
5502000	10	Out of District Travel	$1,462	$0	$0	$0	#Num!
5509000	20	Forensics	$14,493	$7,000	$7,000	$0	0.00%
Sum of Travel, Meeting, Professional D			*$15,955*	*$7,000*	*$7,000*	*$0*	*0.00%*
Net Total for Speech			*$530,295*	*$606,994*	*$483,438*	*($123,556)*	*-20.36%*
Dept: 01-1010-101016		***Department Name: Art***					
Salaries							
5103001	00	FT Teaching Faculty	$376,324	$428,647	$454,441	$25,794	6.02%
5103001	15	Instr Staff - Indep Study	$3,200	$958	$958	$0	0.00%
5103002	05	PT Instructional Other	$1,050	$1,061	$1,093	$32	3.02%
5103002	10	PT Instr - Indep Study	$2,641	$8,487	$8,742	$255	3.00%
5103002	15	PT Stipends Fall Sprg Sum	$385,086	$238,702	$245,863	$7,161	3.00%
5103004	10	FT Instr Staff - Overload	$68,433	$40,000	$40,000	$0	0.00%
5103004	20	Non-Instructional Overload	$25,243	$26,374	$0	($26,374)	-100.00%
Sum of Salaries			*$861,977*	*$744,229*	*$751,097*	*$6,868*	*0.92%*
Fringe Benefits							
5201001	00	Employer GTL Medical Vision	$37,314	$36,850	$38,208	$1,358	3.69%
5209000	55	SURS College Insurance ER Cont	$4,258	$5,383	$5,633	$250	4.64%
Sum of Fringe Benefits			*$41,572*	*$42,233*	*$43,841*	*$1,608*	*3.81%*
Outsourced & Contractual Services							
5304000	10	Contract Maintenance Services	$0	$540	$540	$0	0.00%
5304000	15	Copier Lease Maintenance Serv	$0	$180	$180	$0	0.00%
5309000	20	Other Contractual Services	$4,573	$2,249	$2,249	$0	0.00%
Sum of Outsourced & Contractual Servi			*$4,573*	*$2,969*	*$2,969*	*$0*	*0.00%*
Maintenance, Memberships, and Printing & Postage Supplies							
5401001	00	Office Supplies	$25,416	$20,692	$20,692	$0	0.00%

Thru: 5/31/2025

Object		Object Name	FY25 YTD	FY25 Budget	FY26 Budget	$ Change	% Change
5401002	00	Instructional Supplies	$1,477	$6,500	$6,500	$0	0.00%
5401002	50	Supplies - Pho/Art Ink	$12,415	$30,588	$30,588	$0	0.00%
5401009	00	IT Technology Supplies	$555	$1,500	$1,500	$0	0.00%
5401009	05	Supplies MCC Store	$251	$360	$360	$0	0.00%
5402000	00	Printing	$0	$1,000	$1,000	$0	0.00%
5404001	00	Audio/Visual Materials	$0	$900	$900	$0	0.00%
5404002	00	Computer Software	$5,613	$200	$200	$0	0.00%
5406000	00	Publications & Dues	$200	$135	$135	$0	0.00%
5407000	00	Advertising	$275	$0	$0	$0	#Num!
5408000	05	Food Purchases	$0	$75	$75	$0	0.00%
Sum of Maintenance, Memberships, and			*$46,202*	*$61,950*	*$61,950*	*$0*	*0.00%*
Travel, Meeting, Professional Development, and Recruitment							
5501000	05	Meeting Expense In-District	$72	$0	$75	$75	#Div/0!
5502000	10	Out of District Travel	$38	$0	$0	$0	#Num!
Sum of Travel, Meeting, Professional D			*$110*	*$0*	*$75*	*$75*	*#Div/0!*
Fixed Charges, Rental, Property Insurance, and Debt Retirement							
5601000	00	Rental - Facilities	$0	$5,000	$5,000	$0	0.00%
Sum of Fixed Charges, Rental, Property			*$0*	*$5,000*	*$5,000*	*$0*	*0.00%*
Net Total for Art			*$954,434*	*$856,381*	*$864,932*	*$8,551*	*1.00%*
Dept: 01-1010-101018		***Department Name: Theatre***					
Salaries							
5103001	00	FT Teaching Faculty	$74,623	$88,105	$90,836	$2,731	3.10%
5103001	10	FT Stipends Fall Spring Summer	$3,500	$0	$0	$0	#Num!
5103002	15	PT Stipends Fall Sprg Sum	$4,472	$1,061	$1,093	$32	3.02%
5103004	10	FT Instr Staff - Overload	$14,498	$1,000	$1,000	$0	0.00%
5103004	20	Non-Instructional Overload	$7,200	$12,532	$0	($12,532)	-100.00%
Sum of Salaries			*$104,292*	*$102,698*	*$92,929*	*($9,769)*	*-9.51%*
Fringe Benefits							
5201001	00	Employer GTL Medical Vision	$15,267	$18,436	$18,983	$547	2.97%
5209000	55	SURS College Insurance ER Cont	$898	$677	$697	$20	2.95%
Sum of Fringe Benefits			*$16,166*	*$19,113*	*$19,680*	*$567*	*2.97%*
Outsourced & Contractual Services							
5302000	00	Consultants	$16,200	$15,000	$12,000	($3,000)	-20.00%
Sum of Outsourced & Contractual Servi			*$16,200*	*$15,000*	*$12,000*	*($3,000)*	*-20.00%*
Maintenance, Memberships, and Printing & Postage Supplies							
5401001	00	Office Supplies	$9,760	$10,000	$10,000	$0	0.00%

Thru: 5/31/2025

Object		Object Name	FY25 YTD	FY25 Budget	FY26 Budget	$ Change	% Change
5401009	05	Supplies MCC Store	$0	$45	$45	$0	0.00%
5402000	00	Printing	$0	$200	$200	$0	0.00%
5406000	00	Publications & Dues	$159	$0	$160	$160	#Div/0!
5409000	00	Other Materials & Supplies	$1,716	$2,000	$5,000	$3,000	150.00%
Sum of Maintenance, Memberships, and			*$11,635*	*$12,245*	*$15,405*	*$3,160*	*25.81%*
Net Total for Theatre			*$148,293*	*$149,056*	*$140,014*	*($9,042)*	*-6.07%*
Dept: 01-1010-101020		***Department Name: Photography***					
Salaries							
5103001	00	FT Teaching Faculty	$80,060	$94,525	$97,455	$2,930	3.10%
5103002	15	PT Stipends Fall Sprg Sum	$0	$1,061	$1,093	$32	3.02%
Sum of Salaries			*$80,060*	*$95,586*	*$98,548*	*$2,962*	*3.10%*
Fringe Benefits							
5201001	00	Employer GTL Medical Vision	$70	$90	$90	$0	0.00%
5209000	55	SURS College Insurance ER Cont	$741	$717	$739	$22	3.07%
Sum of Fringe Benefits			*$810*	*$807*	*$829*	*$22*	*2.73%*
Maintenance, Memberships, and Printing & Postage Supplies							
5401001	00	Office Supplies	$8,402	$14,626	$14,626	$0	0.00%
5401002	50	Supplies - Pho/Art Ink	$230	$4,948	$4,948	$0	0.00%
5401009	00	IT Technology Supplies	$7,007	$862	$1,000	$138	16.01%
5402000	00	Printing	$0	$45	$45	$0	0.00%
5404002	00	Computer Software	$0	$450	$450	$0	0.00%
Sum of Maintenance, Memberships, and			*$15,639*	*$20,931*	*$21,069*	*$138*	*0.66%*
Net Total for Photography			*$96,509*	*$117,324*	*$120,446*	*$3,122*	*2.66%*
Dept: 01-1010-101022		***Department Name: Music***					
Salaries							
5103001	00	FT Teaching Faculty	$160,120	$189,049	$194,909	$5,860	3.10%
5103001	10	FT Stipends Fall Spring Summer	$2,750	$0	$0	$0	#Num!
5103001	15	Instr Staff - Indep Study	$0	$1,229	$1,229	$0	0.00%
5103002	05	PT Instructional Other	$100	$0	$0	$0	#Num!
5103002	10	PT Instr - Indep Study	$101,676	$68,958	$71,027	$2,069	3.00%
5103002	15	PT Stipends Fall Sprg Sum	$95,532	$42,436	$43,709	$1,273	3.00%
5103004	10	FT Instr Staff - Overload	$0	$6,000	$6,000	$0	0.00%
5103004	20	Non-Instructional Overload	$8,254	$15,718	$0	($15,718)	-100.00%
Sum of Salaries			*$368,432*	*$323,390*	*$316,874*	*($6,516)*	*-2.01%*
Fringe Benefits							
5201001	00	Employer GTL Medical Vision	$30,690	$35,067	$36,099	$1,032	2.94%

Thru: 5/31/2025

Object		Object Name	FY25 YTD	FY25 Budget	FY26 Budget	$ Change	% Change
5209000	55	SURS College Insurance ER Cont	$1,575	$2,307	$2,377	$70	3.03%
Sum of Fringe Benefits			*$32,265*	*$37,374*	*$38,476*	*$1,102*	*2.95%*
Outsourced & Contractual Services							
5302000	00	Consultants	$6,345	$6,000	$6,000	$0	0.00%
5304000	10	Contract Maintenance Services	$1,852	$3,000	$3,000	$0	0.00%
Sum of Outsourced & Contractual Servi			*$8,197*	*$9,000*	*$9,000*	*$0*	*0.00%*
Maintenance, Memberships, and Printing & Postage Supplies							
5401001	00	Office Supplies	$2,147	$4,498	$4,498	$0	0.00%
5401002	00	Instructional Supplies	$0	$3,000	$3,000	$0	0.00%
5401009	05	Supplies MCC Store	($4)	$81	$81	$0	0.00%
5402000	00	Printing	$0	$81	$81	$0	0.00%
5404002	00	Computer Software	$0	$1,349	$1,349	$0	0.00%
Sum of Maintenance, Memberships, and			*$2,143*	*$9,009*	*$9,009*	*$0*	*0.00%*
Travel, Meeting, Professional Development, and Recruitment							
5501000	05	Meeting Expense In-District	$0	$277	$277	$0	0.00%
5509000	10	Vehicle Expense	$0	$582	$582	$0	0.00%
Sum of Travel, Meeting, Professional D			*$0*	*$859*	*$859*	*$0*	*0.00%*
Fixed Charges, Rental, Property Insurance, and Debt Retirement							
5601000	00	Rental - Facilities	$0	$700	$700	$0	0.00%
Sum of Fixed Charges, Rental, Property			*$0*	*$700*	*$700*	*$0*	*0.00%*
Net Total for Music			*$411,036*	*$380,332*	*$374,918*	*($5,414)*	*-1.42%*
Dept: 01-1010-101024		***Department Name: French***					
Salaries							
5103002	10	PT Instr - Indep Study	$1,491	$5,304	$5,463	$159	3.00%
5103002	15	PT Stipends Fall Sprg Sum	$17,462	$5,304	$5,463	$159	3.00%
Sum of Salaries			*$18,952*	*$10,608*	*$10,926*	*$318*	*3.00%*
Fringe Benefits							
5209000	55	SURS College Insurance ER Cont	$0	$80	$82	$2	2.50%
Sum of Fringe Benefits			*$0*	*$80*	*$82*	*$2*	*2.50%*
Maintenance, Memberships, and Printing & Postage Supplies							
5401001	00	Office Supplies	$0	$45	$45	$0	0.00%
5402000	00	Printing	$0	$25	$25	$0	0.00%
Sum of Maintenance, Memberships, and			*$0*	*$70*	*$70*	*$0*	*0.00%*
Net Total for French			*$18,952*	*$10,758*	*$11,078*	*$320*	*2.97%*

Thru: 5/31/2025

Object		Object Name	FY25 YTD	FY25 Budget	FY26 Budget	$ Change	% Change
Dept: 01-1010-101026		**Department Name: German**					
Salaries							
5103002	10	PT Instr - Indep Study	$2,058	$1,061	$1,093	$32	3.02%
5103002	15	PT Stipends Fall Sprg Sum	$12,351	$8,487	$8,742	$255	3.00%
Sum of Salaries			*$14,409*	*$9,548*	*$9,835*	*$287*	*3.01%*
Fringe Benefits							
5209000	55	SURS College Insurance ER Cont	$0	$72	$74	$2	2.78%
Sum of Fringe Benefits			*$0*	*$72*	*$74*	*$2*	*2.78%*
Maintenance, Memberships, and Printing & Postage Supplies							
5401001	00	Office Supplies	$0	$45	$45	$0	0.00%
Sum of Maintenance, Memberships, and			*$0*	*$45*	*$45*	*$0*	*0.00%*
Net Total for German			*$14,409*	*$9,665*	*$9,954*	*$289*	*2.99%*
Dept: 01-1010-101028		**Department Name: Spanish**					
Salaries							
5103001	00	FT Teaching Faculty	$92,670	$106,656	$113,089	$6,433	6.03%
5103002	05	PT Instructional Other	$300	$0	$0	$0	#Num!
5103002	10	PT Instr - Indep Study	$745	$5,304	$5,463	$159	3.00%
5103002	15	PT Stipends Fall Sprg Sum	$91,514	$74,263	$76,491	$2,228	3.00%
5103004	10	FT Instr Staff - Overload	$0	$1,500	$1,500	$0	0.00%
5103004	20	Non-Instructional Overload	$2,014	$8,766	$0	($8,766)	-100.00%
Sum of Salaries			*$187,244*	*$196,489*	*$196,543*	*$54*	*0.03%*
Fringe Benefits							
5201001	00	Employer GTL Medical Vision	$25,536	$26,546	$27,327	$781	2.94%
5209000	55	SURS College Insurance ER Cont	$974	$1,408	$1,474	$66	4.69%
Sum of Fringe Benefits			*$26,510*	*$27,954*	*$28,801*	*$847*	*3.03%*
Maintenance, Memberships, and Printing & Postage Supplies							
5401001	00	Office Supplies	$89	$116	$116	$0	0.00%
5401009	00	IT Technology Supplies	$23,741	$16,799	$20,225	$3,426	20.39%
5401009	05	Supplies MCC Store	$0	$72	$72	$0	0.00%
5402000	00	Printing	$89	$40	$40	$0	0.00%
5404001	00	Audio/Visual Materials	$0	$72	$72	$0	0.00%
Sum of Maintenance, Memberships, and			*$23,919*	*$17,099*	*$20,525*	*$3,426*	*20.04%*
Travel, Meeting, Professional Development, and Recruitment							
5502000	10	Out of District Travel	$0	$800	$800	$0	0.00%

Object	Object Name	FY25 YTD	FY25 Budget	FY26 Budget	$ Change	% Change
Sum of Travel, Meeting, Professional D		*$0*	*$800*	*$800*	*$0*	*0.00%*
Net Total for Spanish		*$237,673*	*$242,342*	*$246,669*	*$4,327*	*1.79%*
Dept: 01-1010-101030	***Department Name: Philosophy***					
Salaries						
5103001	00 FT Teaching Faculty	$229,477	$265,882	$279,336	$13,454	5.06%
5103002	05 PT Instructional Other	$75	$0	$0	$0	#Num!
5103002	10 PT Instr - Indep Study	$0	$2,652	$2,732	$80	3.02%
5103002	15 PT Stipends Fall Sprg Sum	$136,988	$116,699	$120,200	$3,501	3.00%
5103004	10 FT Instr Staff - Overload	$10,650	$15,000	$15,000	$0	0.00%
5103004	20 Non-Instructional Overload	$5,614	$29,160	$0	($29,160)	-100.00%
Sum of Salaries		*$382,804*	*$429,393*	*$417,268*	*($12,125)*	*-2.82%*
Fringe Benefits						
5201001	00 Employer GTL Medical Vision	$42,918	$44,787	$46,108	$1,321	2.95%
5209000	55 SURS College Insurance ER Cont	$2,249	$3,001	$3,129	$128	4.27%
Sum of Fringe Benefits		*$45,167*	*$47,788*	*$49,237*	*$1,449*	*3.03%*
Maintenance, Memberships, and Printing & Postage Supplies						
5401001	00 Office Supplies	$0	$135	$135	$0	0.00%
5401009	05 Supplies MCC Store	$0	$135	$135	$0	0.00%
5402000	00 Printing	$0	$25	$25	$0	0.00%
5406000	00 Publications & Dues	$475	$450	$450	$0	0.00%
Sum of Maintenance, Memberships, and		*$475*	*$745*	*$745*	*$0*	*0.00%*
Net Total for Philosophy		*$428,446*	*$477,926*	*$467,250*	*($10,676)*	*-2.23%*
Dept: 01-1010-101034	***Department Name: Learning Com***					
Maintenance, Memberships, and Printing & Postage Supplies						
5401001	00 Office Supplies	$47	$100	$100	$0	0.00%
5401009	05 Supplies MCC Store	$0	$75	$75	$0	0.00%
5402000	00 Printing	$103	$250	$250	$0	0.00%
5406000	00 Publications & Dues	$0	$150	$150	$0	0.00%
5407000	00 Advertising	$165	$100	$100	$0	0.00%
Sum of Maintenance, Memberships, and		*$315*	*$675*	*$675*	*$0*	*0.00%*
Travel, Meeting, Professional Development, and Recruitment						
5501000	05 Meeting Expense In-District	$744	$718	$718	$0	0.00%
5502000	10 Out of District Travel	$260	$0	$0	$0	#Num!
5509000	15 Other Conf & Mtg Exp	$315	$800	$800	$0	0.00%
Sum of Travel, Meeting, Professional D		*$1,319*	*$1,518*	*$1,518*	*$0*	*0.00%*

Thru: 5/31/2025

Object		Object Name	FY25 YTD	FY25 Budget	FY26 Budget	$ Change	% Change
Net Total for Learning Com			*$1,634*	*$2,193*	*$2,193*	*$0*	*0.00%*
Dept: 01-1010-101036		***Department Name: Humanities***					
Salaries							
5101001	00	FT Administrative Staff	$199,756	$249,874	$270,049	$20,175	8.07%
5102001	00	FT Prof/Tech Staff	$48,003	$99,275	$56,367	($42,908)	-43.22%
5103002	15	PT Stipends Fall Sprg Sum	$0	$52,061	$53,623	$1,562	3.00%
5106002	00	PT Clerical Staff	$0	$0	$0	$0	#Num!
Sum of Salaries			*$247,759*	*$401,210*	*$380,039*	*($21,171)*	*-5.28%*
Fringe Benefits							
5201001	00	Employer GTL Medical Vision	$21,479	$53,086	$28,912	($24,174)	-45.54%
5209000	55	SURS College Insurance ER Cont	$2,106	$2,972	$2,850	($122)	-4.10%
Sum of Fringe Benefits			*$23,585*	*$56,058*	*$31,762*	*($24,296)*	*-43.34%*
Maintenance, Memberships, and Printing & Postage Supplies							
5401001	00	Office Supplies	$1,180	$2,000	$2,000	$0	0.00%
5401002	00	Instructional Supplies	$98	$100	$100	$0	0.00%
5401009	05	Supplies MCC Store	$0	$45	$45	$0	0.00%
5402000	00	Printing	$0	$90	$90	$0	0.00%
5404002	00	Computer Software	$0	$0	$0	$0	#Num!
5406000	00	Publications & Dues	$0	$1,799	$1,799	$0	0.00%
Sum of Maintenance, Memberships, and			*$1,278*	*$4,034*	*$4,034*	*$0*	*0.00%*
Travel, Meeting, Professional Development, and Recruitment							
5501000	05	Meeting Expense In-District	$809	$1,000	$1,000	$0	0.00%
5502000	05	In District Travel	$0	$404	$404	$0	0.00%
5502000	10	Out of District Travel	$2,528	$4,000	$4,000	$0	0.00%
5509000	15	Other Conf & Mtg Exp	$243	$808	$1,500	$692	85.64%
Sum of Travel, Meeting, Professional D			*$3,580*	*$6,212*	*$6,904*	*$692*	*11.14%*
Fixed Charges, Rental, Property Insurance, and Debt Retirement							
5601002	00	MCC Conf Ctr Rental	$0	$350	$350	$0	0.00%
Sum of Fixed Charges, Rental, Property			*$0*	*$350*	*$350*	*$0*	*0.00%*
Net Total for Humanities			*$276,202*	*$467,864*	*$423,089*	*($44,775)*	*-9.57%*
Dept: 01-1010-101038		***Department Name: Mathematics***					
Salaries							
5103001	00	FT Teaching Faculty	$973,870	$1,278,860	$1,181,444	($97,416)	-7.62%
5103002	05	PT Instructional Other	$4,275	$2,652	$2,732	$80	3.02%
5103002	10	PT Instr - Indep Study	$0	$5,304	$5,463	$159	3.00%

Thru: 5/31/2025

Object		Object Name	FY25 YTD	FY25 Budget	FY26 Budget	$ Change	% Change
5103002	15	PT Stipends Fall Sprg Sum	$234,141	$212,180	$218,545	$6,365	3.00%
5103004	10	FT Instr Staff - Overload	$82,206	$65,000	$65,000	$0	0.00%
5103004	20	Non-Instructional Overload	$10,414	$3,868	$0	($3,868)	-100.00%
Sum of Salaries			*$1,304,906*	*$1,567,864*	*$1,473,184*	*($94,680)*	*-6.04%*
Fringe Benefits							
5201001	00	Employer GTL Medical Vision	$189,907	$219,460	$285,468	$66,008	30.08%
5209000	55	SURS College Insurance ER Cont	$9,714	$11,731	$11,050	($681)	-5.81%
Sum of Fringe Benefits			*$199,621*	*$231,191*	*$296,518*	*$65,327*	*28.26%*
Maintenance, Memberships, and Printing & Postage Supplies							
5401001	00	Office Supplies	$1	$0	$0	$0	#Num!
5401002	00	Instructional Supplies	$111	$2,600	$2,000	($600)	-23.08%
5401002	35	Supplies - General	$212	$0	$250	$250	#Div/0!
Sum of Maintenance, Memberships, and			*$323*	*$2,600*	*$2,250*	*($350)*	*-13.46%*
Travel, Meeting, Professional Development, and Recruitment							
5501000	05	Meeting Expense In-District	$296	$0	$0	$0	#Num!
5502000	10	Out of District Travel	$134	$0	$0	$0	#Num!
5509000	15	Other Conf & Mtg Exp	$473	$0	$0	$0	#Num!
Sum of Travel, Meeting, Professional D			*$903*	*$0*	*$0*	*$0*	*#Num!*
Net Total for Mathematics			*$1,505,752*	*$1,801,655*	*$1,771,952*	*($29,703)*	*-1.65%*
Dept: 01-1010-101040		***Department Name: Biology***					
Salaries							
5102001	00	FT Prof/Tech Staff	$59,855	$53,346	$79,521	$26,175	49.07%
5103001	00	FT Teaching Faculty	$479,075	$565,631	$583,166	$17,535	3.10%
5103001	10	FT Stipends Fall Spring Summer	$25,000	$0	$0	$0	#Num!
5103002	05	PT Instructional Other	$750	$1,061	$1,093	$32	3.02%
5103002	15	PT Stipends Fall Sprg Sum	$177,826	$196,266	$202,154	$5,888	3.00%
5103004	10	FT Instr Staff - Overload	$135,533	$110,000	$110,000	$0	0.00%
5103004	20	Non-Instructional Overload	$15,934	$15,786	$0	($15,786)	-100.00%
5106002	00	PT Clerical Staff	$24,240	$27,300	$30,676	$3,376	12.37%
Sum of Salaries			*$918,213*	*$969,390*	*$1,006,610*	*$37,220*	*3.84%*
Fringe Benefits							
5201001	00	Employer GTL Medical Vision	$102,009	$125,420	$112,972	($12,448)	-9.93%
5209000	55	SURS College Insurance ER Cont	$6,338	$6,947	$7,548	$601	8.65%
Sum of Fringe Benefits			*$108,347*	*$132,367*	*$120,520*	*($11,847)*	*-8.95%*
Outsourced & Contractual Services							
5304000	10	Contract Maintenance Services	$2,452	$0	$11,000	$11,000	#Div/0!

Thru: 5/31/2025

Object		Object Name	FY25 YTD	FY25 Budget	FY26 Budget	$ Change	% Change
5309000	20	Other Contractual Services	$0	$0	$0	$0	#Num!
Sum of Outsourced & Contractual Servi			*$2,452*	*$0*	*$11,000*	*$11,000*	*#Div/0!*
Maintenance, Memberships, and Printing & Postage Supplies							
5401001	00	Office Supplies	$806	$0	$500	$500	#Div/0!
5401002	00	Instructional Supplies	$137	$0	$0	$0	#Num!
5401002	35	Supplies - General	$52,755	$12,800	$80,000	$67,200	525.00%
5401009	05	Supplies MCC Store	$11	$0	$0	$0	#Num!
Sum of Maintenance, Memberships, and			*$53,709*	*$12,800*	*$80,500*	*$67,700*	*528.91%*
Travel, Meeting, Professional Development, and Recruitment							
5501000	05	Meeting Expense In-District	$18	$0	$0	$0	#Num!
5502000	05	In District Travel	$49	$0	$100	$100	#Div/0!
Sum of Travel, Meeting, Professional D			*$67*	*$0*	*$100*	*$100*	*#Div/0!*
Net Total for Biology			*$1,082,788*	*$1,114,557*	*$1,218,730*	*$104,173*	*9.35%*
Dept: 01-1010-101042		***Department Name: Chemistry***					
Salaries							
5102001	00	FT Prof/Tech Staff	$56,580	$51,696	$73,249	$21,553	41.69%
5103001	00	FT Teaching Faculty	$184,387	$214,323	$224,615	$10,292	4.80%
5103002	05	PT Instructional Other	$530	$530	$546	$16	3.02%
5103002	15	PT Stipends Fall Sprg Sum	$120,067	$122,004	$125,664	$3,660	3.00%
5103004	10	FT Instr Staff - Overload	$30,573	$25,000	$25,000	$0	0.00%
5103004	20	Non-Instructional Overload	$13,054	$4,536	$0	($4,536)	-100.00%
Sum of Salaries			*$405,191*	*$418,089*	*$449,074*	*$30,985*	*7.41%*
Fringe Benefits							
5201001	00	Employer GTL Medical Vision	$62,650	$65,011	$68,865	$3,854	5.93%
5209000	55	SURS College Insurance ER Cont	$2,543	$3,102	$3,368	$266	8.58%
Sum of Fringe Benefits			*$65,193*	*$68,113*	*$72,233*	*$4,120*	*6.05%*
Outsourced & Contractual Services							
5304000	10	Contract Maintenance Services			$5,000		
5309000	20	Other Contractual Services	$0	$0	$0	$0	#Num!
Sum of Outsourced & Contractual Servi			*$0*	*$0*	*$5,000*	*$5,000*	*#Div/0!*
Maintenance, Memberships, and Printing & Postage Supplies							
5401002	00	Instructional Supplies	$8,873	$8,650	$0	($8,650)	-100.00%
5401002	35	Supplies - General	$6,663	$0	$16,000	$16,000	#Div/0!
Sum of Maintenance, Memberships, and			*$15,536*	*$8,650*	*$16,000*	*$7,350*	*84.97%*
Travel, Meeting, Professional Development, and Recruitment							

Object		Object Name	FY25 YTD	FY25 Budget	FY26 Budget	$ Change	% Change
5501000	05	Meeting Expense In-District	$23	$0	$100	$100	#Div/0!
5502000	05	In District Travel	$25	$0	$100	$100	#Div/0!
Sum of Travel, Meeting, Professional D			*$48*	*$0*	*$200*	*$200*	*#Div/0!*
Net Total for Chemistry			*$485,967*	*$494,852*	*$542,507*	*$47,655*	*9.63%*
Dept: 01-1010-101044		***Department Name: Earth Sci***					
Salaries							
5103001	00	FT Teaching Faculty	$325,524	$376,581	$391,382	$14,801	3.93%
5103001	10	FT Stipends Fall Spring Summer	$11,314	$0	$0	$0	#Num!
5103002	15	PT Stipends Fall Sprg Sum	$78,517	$53,045	$54,636	$1,591	3.00%
5103004	10	FT Instr Staff - Overload	$60,280	$65,000	$65,000	$0	0.00%
5103004	20	Non-Instructional Overload	$10,770	$17,338	$0	($17,338)	-100.00%
5108000	15	Student Employees - WSI	$0	$6,000	$0	($6,000)	-100.00%
Sum of Salaries			*$486,406*	*$517,964*	*$511,018*	*($6,946)*	*-1.34%*
Fringe Benefits							
5201001	00	Employer GTL Medical Vision	$58,650	$61,359	$63,143	$1,784	2.91%
5209000	55	SURS College Insurance ER Cont	$3,548	$3,711	$3,833	$122	3.29%
Sum of Fringe Benefits			*$62,198*	*$65,070*	*$66,976*	*$1,906*	*2.93%*
Outsourced & Contractual Services							
5304000	10	Contract Maintenance Services			$500		
Sum of Outsourced & Contractual Servi					*$500*		
Maintenance, Memberships, and Printing & Postage Supplies							
5401001	00	Office Supplies	$6	$0	$0	$0	#Num!
5401002	35	Supplies - General	$2,504	$0	$15,000	$15,000	#Div/0!
5401009	00	IT Technology Supplies	$87	$0	$0	$0	#Num!
Sum of Maintenance, Memberships, and			*$2,596*	*$0*	*$15,000*	*$15,000*	*#Div/0!*
Travel, Meeting, Professional Development, and Recruitment							
5501000	05	Meeting Expense In-District			$500		
Sum of Travel, Meeting, Professional D					*$500*		
Net Total for Earth Sci			*$551,200*	*$583,034*	*$593,994*	*$10,960*	*1.88%*
Dept: 01-1010-101046		***Department Name: Physics***					
Salaries							
5103002	05	PT Instructional Other	$150	$0	$0	$0	#Num!
5103002	10	PT Instr - Indep Study	$0	$1,061	$1,093	$32	3.02%
5103002	15	PT Stipends Fall Sprg Sum	$61,386	$31,827	$32,782	$955	3.00%
5103004	10	FT Instr Staff - Overload	$7,823	$0	$0	$0	#Num!

Object		Object Name	FY25 YTD	FY25 Budget	FY26 Budget	$ Change	% Change
5103004	20	Non-Instructional Overload	$5,164	$0	$0	$0	#Num!
Sum of Salaries			*$74,523*	*$32,888*	*$33,875*	*$987*	*3.00%*
Fringe Benefits							
5201001	00	Employer GTL Medical Vision	$1,514	$0	$0	$0	#Num!
5209000	55	SURS College Insurance ER Cont	$110	$247	$254	$7	2.83%
Sum of Fringe Benefits			*$1,624*	*$247*	*$254*	*$7*	*2.83%*
Maintenance, Memberships, and Printing & Postage Supplies							
5401002	35	Supplies - General	$4,299	$0	$10,000	$10,000	#Div/0!
5401009	05	Supplies MCC Store	$240	$0	$0	$0	#Num!
Sum of Maintenance, Memberships, and			*$4,539*	*$0*	*$10,000*	*$10,000*	*#Div/0!*
Net Total for Physics			*$80,686*	*$33,135*	*$44,129*	*$10,994*	*33.18%*
Dept: 01-1010-101050		***Department Name: Engineering***					
Salaries							
5103001	00	FT Teaching Faculty	$36,733	$0	$103,187	$103,187	#Div/0!
5103002	15	PT Stipends Fall Sprg Sum	$11,307	$21,218	$21,855	$637	3.00%
5103004	20	Non-Instructional Overload	$0	$380	$380	$0	0.00%
Sum of Salaries			*$48,041*	*$21,598*	*$125,422*	*$103,824*	*480.71%*
Fringe Benefits							
5201001	00	Employer GTL Medical Vision	$3,427	$0	$9,511	$9,511	#Div/0!
5209000	55	SURS College Insurance ER Cont	$312	$159	$938	$779	489.94%
Sum of Fringe Benefits			*$3,739*	*$159*	*$10,449*	*$10,290*	*6471.70%*
Net Total for Engineering			*$51,780*	*$21,757*	*$135,871*	*$114,114*	*524.49%*
Dept: 01-1010-101052		***Department Name: Horticulture***					
Salaries							
5103001	00	FT Teaching Faculty	$87,766	$103,623	$106,835	$3,212	3.10%
5103001	10	FT Stipends Fall Spring Summer	$158	$0	$0	$0	#Num!
5103001	15	Instr Staff - Indep Study	$2,160	$0	$0	$0	#Num!
5103002	05	PT Instructional Other	$300	$0	$0	$0	#Num!
5103002	10	PT Instr - Indep Study	$0	$2,652	$2,732	$80	3.02%
5103002	15	PT Stipends Fall Sprg Sum	$101,057	$53,045	$54,636	$1,591	3.00%
5103004	10	FT Instr Staff - Overload	$8,250	$20,000	$20,000	$0	0.00%
5103004	20	Non-Instructional Overload	$17,614	$38,156	$0	($38,156)	-100.00%
5106001	00	FT Clerical Staff	$49,324	$48,075	$54,524	$6,449	13.41%
5106002	20	PT Service Staff	$36,931	$51,774	$0	($51,774)	-100.00%
5108000	15	Student Employees - WSI	$0	$10,000	$0	($10,000)	-100.00%

Thru: 5/31/2025

Object		Object Name	FY25 YTD	FY25 Budget	FY26 Budget	$ Change	% Change
Sum of Salaries			*$303,560*	*$327,325*	*$238,727*	*($88,598)*	*-27.07%*
Fringe Benefits							
5201001	00	Employer GTL Medical Vision	$18,488	$21,475	$22,016	$541	2.52%
5209000	55	SURS College Insurance ER Cont	$1,773	$2,871	$2,312	($559)	-19.47%
Sum of Fringe Benefits			*$20,260*	*$24,346*	*$24,328*	*($18)*	*-0.07%*
Outsourced & Contractual Services							
5302000	00	Consultants	$0	$3,500	$3,500	$0	0.00%
Sum of Outsourced & Contractual Servi			*$0*	*$3,500*	*$3,500*	*$0*	*0.00%*
Maintenance, Memberships, and Printing & Postage Supplies							
5401001	00	Office Supplies	$161	$275	$275	$0	0.00%
5401002	00	Instructional Supplies	$6,358	$7,500	$5,000	($2,500)	-33.33%
5401002	20	Supplies - Floral Design	$19,034	$0	$35,000	$35,000	#Div/0!
5401002	25	Supplies - Greenhouse	$25,230	$0	$36,000	$36,000	#Div/0!
5401002	35	Supplies - General	$884	$0	$3,500	$3,500	#Div/0!
5401002	40	Supplies - Plant Science	$36	$0	$0	$0	#Num!
5401002	45	Supplies - Plant Science Lab	$761	$0	$1,300	$1,300	#Div/0!
5401002	56	Supplies-Hort Chargebacks	($2,253)	$0	$0	$0	#Num!
5401009	05	Supplies MCC Store	$77	$0	$0	$0	#Num!
5406000	00	Publications & Dues	$236	$0	$0	$0	#Num!
Sum of Maintenance, Memberships, and			*$50,524*	*$7,775*	*$81,075*	*$73,300*	*942.77%*
Travel, Meeting, Professional Development, and Recruitment							
5501000	05	Meeting Expense In-District	$170	$0	$0	$0	#Num!
5502000	10	Out of District Travel	$67	$0	$0	$0	#Num!
Sum of Travel, Meeting, Professional D			*$236*	*$0*	*$0*	*$0*	*#Num!*
Net Total for Horticulture			*$374,581*	*$362,946*	*$347,630*	*($15,316)*	*-4.22%*
Dept: 01-1010-101054		***Department Name: Math & Science***					
Salaries							
5102001	00	FT Prof/Tech Staff	$54,509	$59,042	$60,823	$1,781	3.02%
5103002	15	PT Stipends Fall Sprg Sum	$32,162	$56,268	$57,956	$1,688	3.00%
Sum of Salaries			*$86,671*	*$115,310*	*$118,779*	*$3,469*	*3.01%*
Fringe Benefits							
5201001	00	Employer GTL Medical Vision	$23,370	$21,500	$29,044	$7,544	35.09%
5209000	55	SURS College Insurance ER Cont	$463	$865	$891	$26	3.01%
Sum of Fringe Benefits			*$23,833*	*$22,365*	*$29,935*	*$7,570*	*33.85%*
Outsourced & Contractual Services							

Thru: 5/31/2025

Object		Object Name	FY25 YTD	FY25 Budget	FY26 Budget	$ Change	% Change
5309000	20	Other Contractual Services	$0	$0	$0	$0	#Num!
Sum of Outsourced & Contractual Servi			*$0*	*$0*	*$0*	*$0*	*#Num!*
Maintenance, Memberships, and Printing & Postage Supplies							
5401001	00	Office Supplies	$365	$3,000	$0	($3,000)	-100.00%
5401002	35	Supplies - General	$48	$2,000	$0	($2,000)	-100.00%
5401009	00	IT Technology Supplies	$1,826	$0	$0	$0	#Num!
5401009	05	Supplies MCC Store	$0	$500	$0	($500)	-100.00%
5402000	00	Printing	$0	$70	$0	($70)	-100.00%
5404002	00	Computer Software	$248	$0	$0	$0	#Num!
5406000	00	Publications & Dues	$0	$100	$0	($100)	-100.00%
Sum of Maintenance, Memberships, and			*$2,487*	*$5,670*	*$0*	*($5,670)*	*-100.00%*
Travel, Meeting, Professional Development, and Recruitment							
5501000	05	Meeting Expense In-District	$175	$400	$0	($400)	-100.00%
5502000	10	Out of District Travel	$0	$1,300	$0	($1,300)	-100.00%
Sum of Travel, Meeting, Professional D			*$175*	*$1,700*	*$0*	*($1,700)*	*-100.00%*
Net Total for Math & Science			*$113,166*	*$145,045*	*$148,714*	*$3,669*	*2.53%*
Dept: 01-1010-101056		***Department Name: Psychology***					
Salaries							
5103001	00	FT Teaching Faculty	$382,747	$451,898	$465,907	$14,009	3.10%
5103002	05	PT Instructional Other	$586	$0	$0	$0	#Num!
5103002	10	PT Instr - Indep Study	$343	$5,304	$5,463	$159	3.00%
5103002	15	PT Stipends Fall Sprg Sum	$225,462	$132,878	$136,864	$3,986	3.00%
5103004	10	FT Instr Staff - Overload	$35,970	$35,000	$35,000	$0	0.00%
5103004	20	Non-Instructional Overload	$16,750	$6,544	$14,400	$7,856	120.05%
Sum of Salaries			*$661,858*	*$631,624*	*$657,634*	*$26,010*	*4.12%*
Fringe Benefits							
5201001	00	Employer GTL Medical Vision	$48,627	$53,224	$109,580	$56,356	105.88%
5209000	55	SURS College Insurance ER Cont	$3,911	$4,688	$4,823	$135	2.88%
Sum of Fringe Benefits			*$52,538*	*$57,912*	*$114,403*	*$56,491*	*97.55%*
Maintenance, Memberships, and Printing & Postage Supplies							
5401001	00	Office Supplies	$675	$650	$650	$0	0.00%
5401002	00	Instructional Supplies	$115	$300	$300	$0	0.00%
5401009	05	Supplies MCC Store	$42	$700	$700	$0	0.00%
5402000	00	Printing	$0	$200	$200	$0	0.00%
5406000	00	Publications & Dues	$508	$475	$475	$0	0.00%
Sum of Maintenance, Memberships, and			*$1,340*	*$2,325*	*$2,325*	*$0*	*0.00%*

Thru: 5/31/2025

Object		Object Name	FY25 YTD	FY25 Budget	FY26 Budget	$ Change	% Change
Travel, Meeting, Professional Development, and Recruitment							
5501000	05	Meeting Expense In-District	$0	$200	$200	$0	0.00%
Sum of Travel, Meeting, Professional D			*$0*	*$200*	*$200*	*$0*	*0.00%*
Net Total for Psychology			*$715,736*	*$692,061*	*$774,562*	*$82,501*	*11.92%*
Dept: 01-1010-101058		***Department Name: Sociology***					
Salaries							
5103001	00	FT Teaching Faculty	$157,123	$183,488	$189,177	$5,689	3.10%
5103002	05	PT Instructional Other	$0	$1,061	$1,093	$32	3.02%
5103002	15	PT Stipends Fall Sprg Sum	$53,420	$43,289	$44,588	$1,299	3.00%
5103004	10	FT Instr Staff - Overload	$28,500	$20,000	$20,000	$0	0.00%
5103004	20	Non-Instructional Overload	$5,950	$9,748	$7,200	($2,548)	-26.14%
Sum of Salaries			*$244,993*	*$257,586*	*$262,058*	*$4,472*	*1.74%*
Fringe Benefits							
5201001	00	Employer GTL Medical Vision	$46,526	$43,527	$44,816	$1,289	2.96%
5209000	55	SURS College Insurance ER Cont	$1,904	$1,859	$1,911	$52	2.80%
Sum of Fringe Benefits			*$48,430*	*$45,386*	*$46,727*	*$1,341*	*2.95%*
Maintenance, Memberships, and Printing & Postage Supplies							
5401001	00	Office Supplies	$27	$25	$25	$0	0.00%
5401002	00	Instructional Supplies	$115	$50	$50	$0	0.00%
5401009	05	Supplies MCC Store	$0	$150	$350	$200	133.33%
5402000	00	Printing	$0	$25	$25	$0	0.00%
5409000	00	Other Materials & Supplies	$413	$400	$400	$0	0.00%
Sum of Maintenance, Memberships, and			*$554*	*$650*	*$850*	*$200*	*30.77%*
Travel, Meeting, Professional Development, and Recruitment							
5509000	15	Other Conf & Mtg Exp	$0	$150	$1,000	$850	566.67%
Sum of Travel, Meeting, Professional D			*$0*	*$150*	*$1,000*	*$850*	*566.67%*
Net Total for Sociology			*$293,977*	*$303,772*	*$310,635*	*$6,863*	*2.26%*
Dept: 01-1010-101060		***Department Name: Economics***					
Salaries							
5103001	00	FT Teaching Faculty	$107,460	$122,326	$131,851	$9,525	7.79%
5103001	15	Instr Staff - Indep Study	$480	$2,024	$2,024	$0	0.00%
5103002	10	PT Instr - Indep Study	$961	$0	$0	$0	#Num!
5103002	15	PT Stipends Fall Sprg Sum	$83,408	$53,045	$54,636	$1,591	3.00%
5103004	10	FT Instr Staff - Overload	$14,250	$18,000	$18,000	$0	0.00%
Sum of Salaries			*$206,559*	*$195,395*	*$206,511*	*$11,116*	*5.69%*

Thru: 5/31/2025

Object		Object Name	FY25 YTD	FY25 Budget	FY26 Budget	$ Change	% Change
Fringe Benefits							
5201001	00	Employer GTL Medical Vision	$25,415	$26,338	$27,119	$781	2.97%
5209000	55	SURS College Insurance ER Cont	$1,104	$1,465	$1,549	$84	5.73%
Sum of Fringe Benefits			*$26,520*	*$27,803*	*$28,668*	*$865*	*3.11%*
Maintenance, Memberships, and Printing & Postage Supplies							
5401001	00	Office Supplies	$56	$90	$75	($15)	-16.67%
5401009	05	Supplies MCC Store	$0	$80	$80	$0	0.00%
5402000	00	Printing	$0	$25	$60	$35	140.00%
5404001	00	Audio/Visual Materials	$0	$45	$60	$15	33.33%
5406000	00	Publications & Dues	$0	$90	$90	$0	0.00%
Sum of Maintenance, Memberships, and			*$56*	*$330*	*$365*	*$35*	*10.61%*
Travel, Meeting, Professional Development, and Recruitment							
5502000	05	In District Travel	$0	$32	$75	$43	134.38%
Sum of Travel, Meeting, Professional D			*$0*	*$32*	*$75*	*$43*	*134.38%*
Net Total for Economics			*$233,135*	*$223,560*	*$235,619*	*$12,059*	*5.39%*
Dept: 01-1010-101062		***Department Name: Political Sci***					
Salaries							
5103001	00	FT Teaching Faculty	$67,815	$80,068	$82,550	$2,482	3.10%
5103001	15	Instr Staff - Indep Study	$0	$275	$275	$0	0.00%
5103002	05	PT Instructional Other	$0	$530	$546	$16	3.02%
5103002	10	PT Instr - Indep Study	$4,212	$4,244	$4,371	$127	2.99%
5103002	15	PT Stipends Fall Sprg Sum	$40,677	$37,132	$38,246	$1,114	3.00%
5103004	10	FT Instr Staff - Overload	$14,325	$10,000	$10,000	$0	0.00%
Sum of Salaries			*$127,030*	*$132,249*	*$135,988*	*$3,739*	*2.83%*
Fringe Benefits							
5201001	00	Employer GTL Medical Vision	$14,175	$14,906	$15,350	$444	2.98%
5209000	55	SURS College Insurance ER Cont	$743	$992	$1,020	$28	2.82%
Sum of Fringe Benefits			*$14,918*	*$15,898*	*$16,370*	*$472*	*2.97%*
Maintenance, Memberships, and Printing & Postage Supplies							
5401001	00	Office Supplies	$146	$90	$90	$0	0.00%
5401009	05	Supplies MCC Store	$0	$80	$80	$0	0.00%
5404001	00	Audio/Visual Materials	$0	$40	$60	$20	50.00%
5406000	00	Publications & Dues	$150	$202	$150	($52)	-25.74%
Sum of Maintenance, Memberships, and			*$295*	*$412*	*$380*	*($32)*	*-7.77%*
Net Total for Political Sci			*$142,243*	*$148,559*	*$152,738*	*$4,179*	*2.81%*

Object		Object Name	FY25 YTD	FY25 Budget	FY26 Budget	$ Change	% Change
Dept: 01-1010-101064		**Department Name: Anthropology**					
Salaries							
5103001	00	FT Teaching Faculty	$69,785	$82,393	$84,947	$2,554	3.10%
5103001	15	Instr Staff - Indep Study	$0	$225	$225	$0	0.00%
5103002	15	PT Stipends Fall Sprg Sum	$22,395	$21,218	$21,855	$637	3.00%
5103004	10	FT Instr Staff - Overload	$9,475	$10,000	$10,000	$0	0.00%
Sum of Salaries			*$101,655*	*$113,836*	*$117,027*	*$3,191*	*2.80%*
Fringe Benefits							
5201001	00	Employer GTL Medical Vision	$18,440	$21,503	$44,268	$22,765	105.87%
5209000	55	SURS College Insurance ER Cont	$676	$854	$878	$24	2.81%
Sum of Fringe Benefits			*$19,116*	*$22,357*	*$45,146*	*$22,789*	*101.93%*
Maintenance, Memberships, and Printing & Postage Supplies							
5401001	00	Office Supplies	$0	$25	$25	$0	0.00%
5401002	00	Instructional Supplies	$138	$400	$400	$0	0.00%
5401009	05	Supplies MCC Store	$0	$150	$150	$0	0.00%
5402000	00	Printing	$0	$25	$25	$0	0.00%
Sum of Maintenance, Memberships, and			*$138*	*$600*	*$600*	*$0*	*0.00%*
Net Total for Anthropology			*$120,909*	*$136,793*	*$162,773*	*$25,980*	*18.99%*
Dept: 01-1010-101066		**Department Name: History**					
Salaries							
5103001	00	FT Teaching Faculty	$265,194	$320,777	$190,010	($130,767)	-40.77%
5103001	15	Instr Staff - Indep Study	$1,200	$200	$200	$0	0.00%
5103002	05	PT Instructional Other	$150	$530	$546	$16	3.02%
5103002	10	PT Instr - Indep Study	$2,297	$3,713	$3,824	$111	2.99%
5103002	15	PT Stipends Fall Sprg Sum	$69,290	$31,827	$32,782	$955	3.00%
5103004	10	FT Instr Staff - Overload	$45,012	$40,000	$40,000	$0	0.00%
5103004	20	Non-Instructional Overload	$11,350	$7,207	$18,000	$10,793	149.76%
Sum of Salaries			*$394,494*	*$404,254*	*$285,362*	*($118,892)*	*-29.41%*
Fringe Benefits							
5201001	00	Employer GTL Medical Vision	$37,985	$52,735	$54,501	$1,766	3.35%
5209000	55	SURS College Insurance ER Cont	$2,811	$2,979	$3,061	$82	2.75%
Sum of Fringe Benefits			*$40,796*	*$55,714*	*$57,562*	*$1,848*	*3.32%*
Maintenance, Memberships, and Printing & Postage Supplies							
5401001	00	Office Supplies	$0	$135	$125	($10)	-7.41%
5401002	00	Instructional Supplies	$56	$0	$0	$0	#Num!
5401009	05	Supplies MCC Store	$0	$162	$125	($37)	-22.84%

Thru: 5/31/2025

Object		Object Name	FY25 YTD	FY25 Budget	FY26 Budget	$ Change	% Change
5402000	00	Printing	$0	$90	$75	($15)	-16.67%
5406000	00	Publications & Dues	$0	$2,020	$500	($1,520)	-75.25%
Sum of Maintenance, Memberships, and			*$56*	*$2,407*	*$825*	*($1,582)*	*-65.72%*
Travel, Meeting, Professional Development, and Recruitment							
5501000	05	Meeting Expense In-District	$143	$0	$0	$0	#Num!
Sum of Travel, Meeting, Professional D			*$143*	*$0*	*$0*	*$0*	*#Num!*
Net Total for History			*$435,488*	*$462,375*	*$343,749*	*($118,626)*	*-25.66%*
Dept: 01-1010-101068		***Department Name: Network Security***					
Salaries							
5103001	00	FT Teaching Faculty	$166,581	$220,388	$137,583	($82,805)	-37.57%
5103001	15	Instr Staff - Indep Study	$3,520	$18,360	$18,360	$0	0.00%
5103002	05	PT Instructional Other	$150	$266	$274	$8	3.01%
5103002	10	PT Instr - Indep Study	$5,773	$3,713	$3,824	$111	2.99%
5103002	15	PT Stipends Fall Sprg Sum	$112,798	$53,045	$54,636	$1,591	3.00%
5103004	10	FT Instr Staff - Overload	$40,425	$24,000	$24,000	$0	0.00%
5103004	20	Non-Instructional Overload	$11,864	$19,508	$19,508	$0	0.00%
Sum of Salaries			*$341,111*	*$339,280*	*$258,185*	*($81,095)*	*-23.90%*
Fringe Benefits							
5201001	00	Employer GTL Medical Vision	$46,724	$72,443	$27,119	($45,324)	-62.57%
5209000	55	SURS College Insurance ER Cont	$2,352	$2,399	$2,463	$64	2.67%
Sum of Fringe Benefits			*$49,076*	*$74,842*	*$29,582*	*($45,260)*	*-60.47%*
Outsourced & Contractual Services							
5304000	10	Contract Maintenance Services	$0	$7,500	$7,500	$0	0.00%
Sum of Outsourced & Contractual Servi			*$0*	*$7,500*	*$7,500*	*$0*	*0.00%*
Maintenance, Memberships, and Printing & Postage Supplies							
5401001	00	Office Supplies	$0	$0	$0	$0	#Num!
5401002	00	Instructional Supplies	$837	$8,000	$8,000	$0	0.00%
5402000	00	Printing	$0	$500	$500	$0	0.00%
5404002	00	Computer Software	$39,773	$60,000	$60,000	$0	0.00%
Sum of Maintenance, Memberships, and			*$40,610*	*$68,500*	*$68,500*	*$0*	*0.00%*
Travel, Meeting, Professional Development, and Recruitment							
5501000	05	Meeting Expense In-District	$439	$0	$0	$0	#Num!
Sum of Travel, Meeting, Professional D			*$439*	*$0*	*$0*	*$0*	*#Num!*
Capital Outlay							
5806000	00	Equipment - Instructional	$0	$5,000	$5,000	$0	0.00%

Object		Object Name	FY25 YTD	FY25 Budget	FY26 Budget	$ Change	% Change
Sum of Capital Outlay			*$0*	*$5,000*	*$5,000*	*$0*	*0.00%*
Net Total for Network Security			*$431,237*	*$495,122*	*$368,767*	*($126,355)*	*-25.52%*
Dept: 01-1010-101070		***Department Name: Management***					
Salaries							
5103001	15	Instr Staff - Indep Study	$0	$1,399	$1,399	$0	0.00%
5103002	15	PT Stipends Fall Sprg Sum	$43,534	$42,436	$43,709	$1,273	3.00%
5103004	10	FT Instr Staff - Overload	$7,050	$8,000	$8,000	$0	0.00%
Sum of Salaries			*$50,584*	*$51,835*	*$53,108*	*$1,273*	*2.46%*
Fringe Benefits							
5201001	00	Employer GTL Medical Vision	$377	$0	$0	$0	#Num!
5209000	55	SURS College Insurance ER Cont	$48	$388	$398	$10	2.58%
Sum of Fringe Benefits			*$425*	*$388*	*$398*	*$10*	*2.58%*
Maintenance, Memberships, and Printing & Postage Supplies							
5401001	00	Office Supplies	$118	$800	$800	$0	0.00%
5401002	00	Instructional Supplies	$1,080	$4,000	$4,000	$0	0.00%
5401009	05	Supplies MCC Store	($100)	$100	$200	$100	100.00%
Sum of Maintenance, Memberships, and			*$1,097*	*$4,900*	*$5,000*	*$100*	*2.04%*
Net Total for Management			*$52,107*	*$57,123*	*$58,506*	*$1,383*	*2.42%*
Dept: 01-1010-101072		***Department Name: AOM***					
Salaries							
5103001	00	FT Teaching Faculty	$92,125	$66,470	$137,062	$70,592	106.20%
5103001	15	Instr Staff - Indep Study	$960	$1,794	$1,794	$0	0.00%
5103002	10	PT Instr - Indep Study	$1,744	$5,304	$5,463	$159	3.00%
5103002	15	PT Stipends Fall Sprg Sum	$105,195	$63,654	$65,564	$1,910	3.00%
5103004	10	FT Instr Staff - Overload	$10,725	$2,000	$2,000	$0	0.00%
5103004	20	Non-Instructional Overload	$9,550	$8,958	$9,550	$592	6.61%
Sum of Salaries			*$220,300*	*$148,180*	*$221,433*	*$73,253*	*49.44%*
Fringe Benefits							
5201001	00	Employer GTL Medical Vision	$62	$45	$90	$45	100.00%
5209000	55	SURS College Insurance ER Cont	$1,000	$1,044	$1,075	$31	2.97%
Sum of Fringe Benefits			*$1,062*	*$1,089*	*$1,165*	*$76*	*6.98%*
Maintenance, Memberships, and Printing & Postage Supplies							
5401001	00	Office Supplies	$75	$100	$100	$0	0.00%
5401002	00	Instructional Supplies	$440	$4,756	$4,758	$2	0.04%
5402000	00	Printing	$0	$300	$300	$0	0.00%

Object		Object Name	FY25 YTD	FY25 Budget	FY26 Budget	$ Change	% Change
5404002	00	Computer Software	$2,140	$3,500	$3,500	$0	0.00%
5407000	00	Advertising	$227	$1,000	$1,000	$0	0.00%
Sum of Maintenance, Memberships, and			*$2,882*	*$9,656*	*$9,658*	*$2*	*0.02%*
Travel, Meeting, Professional Development, and Recruitment							
5501000	05	Meeting Expense In-District	$0	$175	$175	$0	0.00%
Sum of Travel, Meeting, Professional D			*$0*	*$175*	*$175*	*$0*	*0.00%*
Net Total for AOM			*$224,244*	*$159,100*	*$232,431*	*$73,331*	*46.09%*
Dept: 01-1010-101074		***Department Name: Mktg & Retail***					
Salaries							
5103002	15	PT Stipends Fall Sprg Sum	$48,807	$21,218	$21,855	$637	3.00%
5103004	10	FT Instr Staff - Overload	$3,525	$5,000	$5,000	$0	0.00%
Sum of Salaries			*$52,332*	*$26,218*	*$26,855*	*$637*	*2.43%*
Fringe Benefits							
5201001	00	Employer GTL Medical Vision	$189	$0	$0	$0	#Num!
5209000	55	SURS College Insurance ER Cont	$24	$197	$202	$5	2.54%
Sum of Fringe Benefits			*$213*	*$197*	*$202*	*$5*	*2.54%*
Maintenance, Memberships, and Printing & Postage Supplies							
5401001	00	Office Supplies	$5	$200	$200	$0	0.00%
5401002	00	Instructional Supplies	$262	$7,000	$7,000	$0	0.00%
5402000	00	Printing	$0	$100	$100	$0	0.00%
5407000	00	Advertising	$0	$100	$100	$0	0.00%
Sum of Maintenance, Memberships, and			*$267*	*$7,400*	*$7,400*	*$0*	*0.00%*
Travel, Meeting, Professional Development, and Recruitment							
5501000	05	Meeting Expense In-District			$300		
Sum of Travel, Meeting, Professional D					*$300*		
Net Total for Mktg & Retail			*$52,811*	*$33,815*	*$34,757*	*$942*	*2.79%*
Dept: 01-1010-101078		***Department Name: Accounting***					
Salaries							
5103001	00	FT Teaching Faculty	$49,538	$139,512	$61,496	($78,016)	-55.92%
5103001	15	Instr Staff - Indep Study	$0	$228	$228	$0	0.00%
5103002	05	PT Instructional Other	$150	$0	$0	$0	#Num!
5103002	10	PT Instr - Indep Study	$1,695	$4,244	$4,371	$127	2.99%
5103002	15	PT Stipends Fall Sprg Sum	$90,525	$47,740	$49,172	$1,432	3.00%
5103004	10	FT Instr Staff - Overload	$17,700	$15,000	$15,000	$0	0.00%
5103004	20	Non-Instructional Overload	$2,350	$13,808	$10,000	($3,808)	-27.58%

Object		Object Name	FY25 YTD	FY25 Budget	FY26 Budget	$ Change	% Change
Sum of Salaries			*$161,958*	*$220,532*	*$140,267*	*($80,265)*	*-36.40%*
Fringe Benefits							
5201001	00	Employer GTL Medical Vision	$6,758	$9,929	$90	($9,839)	-99.09%
5209000	55	SURS College Insurance ER Cont	$897	$2,274	$977	($1,297)	-57.04%
Sum of Fringe Benefits			*$7,655*	*$12,203*	*$1,067*	*($11,136)*	*-91.26%*
Maintenance, Memberships, and Printing & Postage Supplies							
5401001	00	Office Supplies	$359	$200	$200	$0	0.00%
5401002	00	Instructional Supplies	$397	$2,600	$3,400	$800	30.77%
5401002	35	Supplies - General	$685	$500	$500	$0	0.00%
5401009	05	Supplies MCC Store	$15	$150	$150	$0	0.00%
5402000	00	Printing	$0	$200	$200	$0	0.00%
5404002	00	Computer Software	$1,770	$1,700	$1,850	$150	8.82%
5406000	00	Publications & Dues	$0	$900	$900	$0	0.00%
Sum of Maintenance, Memberships, and			*$3,226*	*$6,250*	*$7,200*	*$950*	*15.20%*
Travel, Meeting, Professional Development, and Recruitment							
5501000	05	Meeting Expense In-District	$239	$200	$200	$0	0.00%
Sum of Travel, Meeting, Professional D			*$239*	*$200*	*$200*	*$0*	*0.00%*
Net Total for Accounting			*$173,078*	*$239,185*	*$148,734*	*($90,451)*	*-37.82%*
Dept: 01-1010-101080		***Department Name: Business***					
Salaries							
5103001	00	FT Teaching Faculty	$181,595	$251,981	$191,262	($60,719)	-24.10%
5103001	15	Instr Staff - Indep Study	$320	$200	$200	$0	0.00%
5103002	10	PT Instr - Indep Study	$314	$1,591	$1,639	$48	3.02%
5103002	15	PT Stipends Fall Sprg Sum	$144,487	$111,394	$114,736	$3,342	3.00%
5103004	10	FT Instr Staff - Overload	$18,011	$10,000	$10,000	$0	0.00%
5103004	20	Non-Instructional Overload	$36,550	$13,365	$24,000	$10,635	79.57%
Sum of Salaries			*$381,278*	*$388,531*	*$341,837*	*($46,694)*	*-12.02%*
Fringe Benefits							
5201001	00	Employer GTL Medical Vision	$27,521	$28,211	$48,028	$19,817	70.25%
5209000	55	SURS College Insurance ER Cont	$2,195	$2,814	$2,899	$85	3.02%
Sum of Fringe Benefits			*$29,717*	*$31,025*	*$50,927*	*$19,902*	*64.15%*
Maintenance, Memberships, and Printing & Postage Supplies							
5401001	00	Office Supplies	$433	$225	$225	$0	0.00%
5401002	00	Instructional Supplies	$2,097	$3,600	$7,000	$3,400	94.44%
5401009	05	Supplies MCC Store	$80	$250	$250	$0	0.00%
5402000	00	Printing	$0	$700	$700	$0	0.00%

Object		Object Name	FY25 YTD	FY25 Budget	FY26 Budget	$ Change	% Change
5406000	00	Publications & Dues	$0	$450	$450	$0	0.00%
5407000	00	Advertising	$2,441	$4,500	$15,000	$10,500	233.33%
Sum of Maintenance, Memberships, and			*$5,051*	*$9,725*	*$23,625*	*$13,900*	*142.93%*
Travel, Meeting, Professional Development, and Recruitment							
5501000	05	Meeting Expense In-District	$0	$180	$180	$0	0.00%
Sum of Travel, Meeting, Professional D			*$0*	*$180*	*$180*	*$0*	*0.00%*
Net Total for Business			*$416,045*	*$429,461*	*$416,569*	*($12,892)*	*-3.00%*
Dept: 01-1010-101082		***Department Name: Interdiscp Study***					
Salaries							
5103001	15	Instr Staff - Indep Study	$720	$0	$0	$0	#Num!
Sum of Salaries			*$720*	*$0*	*$0*	*$0*	*#Num!*
Fringe Benefits							
5201001	00	Employer GTL Medical Vision	$55	$0	$0	$0	#Num!
5209000	55	SURS College Insurance ER Cont	$6	$0	$0	$0	#Num!
Sum of Fringe Benefits			*$61*	*$0*	*$0*	*$0*	*#Num!*
Net Total for Interdiscp Study			*$781*	*$0*	*$0*	*$0*	*#Num!*
Dept: 01-1010-101084		***Department Name: Intl Studies***					
Maintenance, Memberships, and Printing & Postage Supplies							
5401009	05	Supplies MCC Store	$0	$135	$135	$0	0.00%
5406000	00	Publications & Dues	$900	$900	$900	$0	0.00%
Sum of Maintenance, Memberships, and			*$900*	*$1,035*	*$1,035*	*$0*	*0.00%*
Travel, Meeting, Professional Development, and Recruitment							
5501000	05	Meeting Expense In-District	$0	$2,000	$2,000	$0	0.00%
5502000	10	Out of District Travel	($500)	$1,000	$1,000	$0	0.00%
Sum of Travel, Meeting, Professional D			*($500)*	*$3,000*	*$3,000*	*$0*	*0.00%*
Scholarships, Student Activities, and Waivers							
5909000	10	Tuition Refunds	$6,500	$7,000	$7,000	$0	0.00%
Sum of Scholarships, Student Activities,			*$6,500*	*$7,000*	*$7,000*	*$0*	*0.00%*
Net Total for Intl Studies			*$6,900*	*$11,035*	*$11,035*	*$0*	*0.00%*
Dept: 01-1010-101086		***Department Name: MCC 101***					
Salaries							
5103002	05	PT Instructional Other	$0	$2,700	$2,781	$81	3.00%
5103002	15	PT Stipends Fall Sprg Sum	$62,969	$84,872	$87,418	$2,546	3.00%

Thru: 5/31/2025

Object		Object Name	FY25 YTD	FY25 Budget	FY26 Budget	$ Change	% Change
5103004	10	FT Instr Staff - Overload	$15,575	$7,500	$7,500	$0	0.00%
5103004	20	Non-Instructional Overload	$0	$5,654	$5,654	$0	0.00%
Sum of Salaries			*$78,544*	*$100,726*	*$103,353*	*$2,627*	*2.61%*
Fringe Benefits							
5201001	00	Employer GTL Medical Vision	$3,051	$0	$0	$0	#Num!
5209000	55	SURS College Insurance ER Cont	$159	$713	$733	$20	2.81%
Sum of Fringe Benefits			*$3,210*	*$713*	*$733*	*$20*	*2.81%*
Net Total for MCC 101			*$81,753*	*$101,439*	*$104,086*	*$2,647*	*2.61%*
Dept: 01-1010-904183		***Department Name: Lieb Director Endowed***					
Salaries							
5101001	00	FT Administrative Staff	$0	$3,000	$7,170	$4,170	139.00%
Sum of Salaries			*$0*	*$3,000*	*$7,170*	*$4,170*	*139.00%*
Fringe Benefits							
5201001	00	Employer GTL Medical Vision	$0	$20,026	$19,031	($995)	-4.97%
5209000	55	SURS College Insurance ER Cont			$804		
Sum of Fringe Benefits			*$0*	*$20,026*	*$19,835*	*($191)*	*-0.95%*
Outsourced & Contractual Services							
5309000	20	Other Contractual Services	$2,024	$0	$0	$0	#Num!
Sum of Outsourced & Contractual Servi			*$2,024*	*$0*	*$0*	*$0*	*#Num!*
Maintenance, Memberships, and Printing & Postage Supplies							
5401001	00	Office Supplies	$503	$500	$500	$0	0.00%
5401009	00	IT Technology Supplies	$897	$0	$1,500	$1,500	#Div/0!
5401009	05	Supplies MCC Store	$84	$100	$100	$0	0.00%
5409000	00	Other Materials & Supplies	$44,381	$45,000	$20,000	($25,000)	-55.56%
Sum of Maintenance, Memberships, and			*$45,865*	*$45,600*	*$22,100*	*($23,500)*	*-51.54%*
Travel, Meeting, Professional Development, and Recruitment							
5501000	05	Meeting Expense In-District	$1,690	$0	$0	$0	#Num!
5502000	10	Out of District Travel	$0	$500	$500	$0	0.00%
5509000	15	Other Conf & Mtg Exp	$36,901	$26,000	$25,000	($1,000)	-3.85%
Sum of Travel, Meeting, Professional D			*$38,591*	*$26,500*	*$25,500*	*($1,000)*	*-3.77%*
Net Total for Lieb Director Endowed			*$86,480*	*$95,126*	*$74,605*	*($20,521)*	*-21.57%*
Dept: 01-1020-102010		***Department Name: Culinary***					
Salaries							
5103001	00	FT Teaching Faculty	$68,501	$80,877	$83,384	$2,507	3.10%

Thru: 5/31/2025

Object		Object Name	FY25 YTD	FY25 Budget	FY26 Budget	$ Change	% Change
5103001	15	Instr Staff - Indep Study	$3,520	$350	$350	$0	0.00%
5103002	05	PT Instructional Other	$2,250	$1,591	$1,639	$48	3.02%
5103002	10	PT Instr - Indep Study	$0	$1,591	$1,639	$48	3.02%
5103002	15	PT Stipends Fall Sprg Sum	$110,178	$132,612	$136,590	$3,978	3.00%
5103004	10	FT Instr Staff - Overload	$796	$5,000	$5,000	$0	0.00%
5103004	20	Non-Instructional Overload	$17,950	$9,235	$18,000	$8,765	94.91%
Sum of Salaries			*$203,195*	*$231,256*	*$246,602*	*$15,346*	*6.64%*
Fringe Benefits							
5201001	00	Employer GTL Medical Vision	$17,698	$18,597	$19,146	$549	2.95%
5209000	55	SURS College Insurance ER Cont	$823	$1,667	$1,714	$47	2.82%
Sum of Fringe Benefits			*$18,520*	*$20,264*	*$20,860*	*$596*	*2.94%*
Outsourced & Contractual Services							
5304000	05	Contractual Services	$0	$1,000	$1,000	$0	0.00%
5304000	10	Contract Maintenance Services	$0	$14,000	$14,000	$0	0.00%
5309000	20	Other Contractual Services	$6,228	$0	$0	$0	#Num!
Sum of Outsourced & Contractual Servi			*$6,228*	*$15,000*	*$15,000*	*$0*	*0.00%*
Maintenance, Memberships, and Printing & Postage Supplies							
5401001	00	Office Supplies	$33	$200	$200	$0	0.00%
5401002	00	Instructional Supplies	$2,856	$10,000	$10,000	$0	0.00%
5401009	05	Supplies MCC Store	$341	$500	$500	$0	0.00%
5402000	00	Printing	$458	$300	$300	$0	0.00%
5406000	00	Publications & Dues	$755	$0	$0	$0	#Num!
5407000	00	Advertising	$422	$1,000	$1,000	$0	0.00%
5408000	05	Food Purchases	$59,661	$60,000	$60,000	$0	0.00%
5408000	15	Clothing Purchases	$0	$2,500	$2,500	$0	0.00%
5409000	00	Other Materials & Supplies	$378	$0	$0	$0	#Num!
Sum of Maintenance, Memberships, and			*$64,904*	*$74,500*	*$74,500*	*$0*	*0.00%*
Travel, Meeting, Professional Development, and Recruitment							
5501000	05	Meeting Expense In-District	$77	$0	$0	$0	#Num!
Sum of Travel, Meeting, Professional D			*$77*	*$0*	*$0*	*$0*	*#Num!*
Net Total for Culinary			*$292,924*	*$341,020*	*$356,962*	*$15,942*	*4.67%*
Dept: 01-1020-102011		***Department Name: Bakery***					
Maintenance, Memberships, and Printing & Postage Supplies							
5401002	00	Instructional Supplies	$801	$0	$0	$0	#Num!
5401002	35	Supplies - General	$1,057	$1,000	$1,000	$0	0.00%
5402000	00	Printing	$0	$75	$75	$0	0.00%
5408000	05	Food Purchases	$491	$11,000	$11,000	$0	0.00%

Thru: 5/31/2025

Object		Object Name	FY25 YTD	FY25 Budget	FY26 Budget	$ Change	% Change
Sum of Maintenance, Memberships, and			*$2,350*	*$12,075*	*$12,075*	*$0*	*0.00%*
Net Total for Bakery			*$2,350*	*$12,075*	*$12,075*	*$0*	*0.00%*
Dept: 01-1020-102016		***Department Name: Manufacturing and Advanced Technol***					
Salaries							
5101001	00	FT Administrative Staff	$113,554	$119,480	$131,807	$12,327	10.32%
5102001	00	FT Prof/Tech Staff	$103,060	$102,107	$120,445	$18,338	17.96%
5103001	00	FT Teaching Faculty	$6,305	$194,340	$84,426	($109,914)	-56.56%
5103002	15	PT Stipends Fall Sprg Sum	$0	$52,631	$54,210	$1,579	3.00%
5103004	20	Non-Instructional Overload	$16,843	$14,644	$14,644	$0	0.00%
5106001	00	FT Clerical Staff	$40,416	$47,133	$0	($47,133)	-100.00%
Sum of Salaries			*$280,178*	*$530,335*	*$405,532*	*($124,803)*	*-23.53%*
Fringe Benefits							
5201001	00	Employer GTL Medical Vision	$42,843	$83,396	$42,329	($41,067)	-49.24%
5209000	55	SURS College Insurance ER Cont	$2,381	$2,802	$2,722	($80)	-2.86%
Sum of Fringe Benefits			*$45,225*	*$86,198*	*$45,051*	*($41,147)*	*-47.74%*
Outsourced & Contractual Services							
5309000	20	Other Contractual Services	$1,279	$0	$0	$0	#Num!
Sum of Outsourced & Contractual Servi			*$1,279*	*$0*	*$0*	*$0*	*#Num!*
Maintenance, Memberships, and Printing & Postage Supplies							
5401001	00	Office Supplies	$1,740	$2,500	$2,500	$0	0.00%
5401002	00	Instructional Supplies	$4,715	$6,000	$6,000	$0	0.00%
5401002	35	Supplies - General	$4,776	$0	$0	$0	#Num!
5401009	00	IT Technology Supplies	$0	$0	$0	$0	#Num!
5401009	05	Supplies MCC Store	$994	$150	$150	$0	0.00%
5402000	00	Printing	$0	$150	$150	$0	0.00%
5404002	00	Computer Software	$489	$10,000	$10,000	$0	0.00%
5406000	00	Publications & Dues	$0	$2,000	$2,000	$0	0.00%
5409000	00	Other Materials & Supplies	$10,217	$5,000	$5,000	$0	0.00%
Sum of Maintenance, Memberships, and			*$22,929*	*$25,800*	*$25,800*	*$0*	*0.00%*
Travel, Meeting, Professional Development, and Recruitment							
5501000	05	Meeting Expense In-District	$5,980	$3,700	$3,700	$0	0.00%
5502000	05	In District Travel	$31	$90	$90	$0	0.00%
5502000	10	Out of District Travel	$0	$2,000	$2,000	$0	0.00%
5509000	05	Staff Development	$195	$0	$0	$0	#Num!
5509000	15	Other Conf & Mtg Exp	$169	$898	$898	$0	0.00%
Sum of Travel, Meeting, Professional D			*$6,375*	*$6,688*	*$6,688*	*$0*	*0.00%*

Thru: 5/31/2025

Object		Object Name	FY25 YTD	FY25 Budget	FY26 Budget	$ Change	% Change
Fixed Charges, Rental, Property Insurance, and Debt Retirement							
5601002	00	MCC Conf Ctr Rental	$0	$500	$500	$0	0.00%
Sum of Fixed Charges, Rental, Property			*$0*	*$500*	*$500*	*$0*	*0.00%*
Capital Outlay							
5805000	00	Equipment - Office	$0	$0	$0	$0	#Num!
5806000	00	Equipment - Instructional	$0	$25,000	$25,000	$0	0.00%
Sum of Capital Outlay			*$0*	*$25,000*	*$25,000*	*$0*	*0.00%*
Net Total for Manufacturing and Adva			*$355,986*	*$674,521*	*$508,571*	*($165,950)*	*-24.60%*
Dept: 01-1020-102019		***Department Name: Paralegal Studies***					
Salaries							
5103001	00	FT Teaching Faculty	$104,891	$123,842	$127,681	$3,839	3.10%
5103001	15	Instr Staff - Indep Study	$1,600	$400	$400	$0	0.00%
5103002	05	PT Instructional Other	$150	$0	$0	$0	#Num!
5103002	10	PT Instr - Indep Study	$0	$125,807	$129,581	$3,774	3.00%
5103002	15	PT Stipends Fall Sprg Sum	$15,140	$10,609	$10,927	$318	3.00%
5103004	10	FT Instr Staff - Overload	$3,600	$0	$0	$0	#Num!
5103004	20	Non-Instructional Overload	$5,950	$3,298	$6,000	$2,702	81.93%
Sum of Salaries			*$131,332*	*$263,956*	*$274,589*	*$10,633*	*4.03%*
Fringe Benefits							
5201001	00	Employer GTL Medical Vision	$6,565	$8,110	$8,345	$235	2.90%
5209000	55	SURS College Insurance ER Cont	$1,063	$1,956	$2,015	$59	3.02%
Sum of Fringe Benefits			*$7,628*	*$10,066*	*$10,360*	*$294*	*2.92%*
Maintenance, Memberships, and Printing & Postage Supplies							
5401001	00	Office Supplies	$128	$300	$300	$0	0.00%
5401009	05	Supplies MCC Store	$0	$180	$180	$0	0.00%
5402000	00	Printing	$0	$250	$500	$250	100.00%
5404002	00	Computer Software	$8,452	$8,000	$8,500	$500	6.25%
5406000	00	Publications & Dues	$704	$775	$775	$0	0.00%
5407000	00	Advertising	$24	$450	$450	$0	0.00%
Sum of Maintenance, Memberships, and			*$9,308*	*$9,955*	*$10,705*	*$750*	*7.53%*
Travel, Meeting, Professional Development, and Recruitment							
5501000	05	Meeting Expense In-District	$547	$300	$400	$100	33.33%
5509000	15	Other Conf & Mtg Exp	$0	$404	$404	$0	0.00%
Sum of Travel, Meeting, Professional D			*$547*	*$704*	*$804*	*$100*	*14.20%*
Net Total for Paralegal Studies			*$148,816*	*$284,681*	*$296,458*	*$11,777*	*4.14%*

Thru: 5/31/2025

Object		Object Name	FY25 YTD	FY25 Budget	FY26 Budget	$ Change	% Change
Dept: 01-1030-102018		**Department Name: Criminal Justice**					
Salaries							
5103001	00	FT Teaching Faculty	$70,213	$82,898	$85,468	$2,570	3.10%
5103001	15	Instr Staff - Indep Study	$2,640	$200	$200	$0	0.00%
5103002	05	PT Instructional Other	$612	$0	$0	$0	#Num!
5103002	10	PT Instr - Indep Study	$0	$1,061	$1,093	$32	3.02%
5103002	15	PT Stipends Fall Sprg Sum	$56,188	$5,304	$5,463	$159	3.00%
5103004	10	FT Instr Staff - Overload	$3	$4,000	$4,000	$0	0.00%
5103004	20	Non-Instructional Overload	$9,550	$10,325	$7,200	($3,125)	-30.27%
Sum of Salaries			*$139,206*	*$103,788*	*$103,424*	*($364)*	*-0.35%*
Fringe Benefits							
5201001	00	Employer GTL Medical Vision	$17,734	$18,597	$38,292	$19,695	105.90%
5209000	55	SURS College Insurance ER Cont	$753	$702	$722	$20	2.85%
Sum of Fringe Benefits			*$18,487*	*$19,299*	*$39,014*	*$19,715*	*102.16%*
Outsourced & Contractual Services							
5309000	20	Other Contractual Services	$1,500	$2,400	$0	($2,400)	-100.00%
Sum of Outsourced & Contractual Servi			*$1,500*	*$2,400*	*$0*	*($2,400)*	*-100.00%*
Maintenance, Memberships, and Printing & Postage Supplies							
5401001	00	Office Supplies	$308	$180	$180	$0	0.00%
5401009	05	Supplies MCC Store	$49	$135	$135	$0	0.00%
5402000	00	Printing	$0	$200	$0	($200)	-100.00%
Sum of Maintenance, Memberships, and			*$357*	*$515*	*$315*	*($200)*	*-38.83%*
Travel, Meeting, Professional Development, and Recruitment							
5501000	05	Meeting Expense In-District	$330	$300	$300	$0	0.00%
5509000	15	Other Conf & Mtg Exp	$0	$200	$200	$0	0.00%
Sum of Travel, Meeting, Professional D			*$330*	*$500*	*$500*	*$0*	*0.00%*
Net Total for Criminal Justice			*$159,880*	*$126,502*	*$143,253*	*$16,751*	*13.24%*
Dept: 01-1030-102020		**Department Name: Early Childhd Ed**					
Salaries							
5103001	00	FT Teaching Faculty	$152,499	$179,951	$191,261	$11,310	6.29%
5103001	15	Instr Staff - Indep Study	$240	$1,799	$1,799	$0	0.00%
5103002	05	PT Instructional Other	$75	$0	$0	$0	#Num!
5103002	15	PT Stipends Fall Sprg Sum	$10,796	$10,609	$10,927	$318	3.00%
5103004	10	FT Instr Staff - Overload	$21,795	$10,000	$10,000	$0	0.00%
5103004	20	Non-Instructional Overload	$0	$3,076	$7,000	$3,924	127.57%

Thru: 5/31/2025

Object		Object Name	FY25 YTD	FY25 Budget	FY26 Budget	$ Change	% Change
Sum of Salaries			*$185,405*	*$205,435*	*$220,987*	*$15,552*	*7.57%*
Fringe Benefits							
5201001	00	Employer GTL Medical Vision	$35,171	$42,709	$63,125	$20,416	47.80%
5209000	55	SURS College Insurance ER Cont	$1,594	$1,517	$1,605	$88	5.80%
Sum of Fringe Benefits			*$36,765*	*$44,226*	*$64,730*	*$20,504*	*46.36%*
Outsourced & Contractual Services							
5309000	15	Background Checks	$0	$900	$0	($900)	-100.00%
5309000	20	Other Contractual Services	$260	$0	$0	$0	#Num!
Sum of Outsourced & Contractual Servi			*$260*	*$900*	*$0*	*($900)*	*-100.00%*
Maintenance, Memberships, and Printing & Postage Supplies							
5401001	00	Office Supplies	$263	$100	$300	$200	200.00%
5401002	00	Instructional Supplies	$364	$540	$1,500	$960	177.78%
5401009	05	Supplies MCC Store	$0	$100	$100	$0	0.00%
5402000	00	Printing	$0	$25	$25	$0	0.00%
Sum of Maintenance, Memberships, and			*$628*	*$765*	*$1,925*	*$1,160*	*151.63%*
Travel, Meeting, Professional Development, and Recruitment							
5501000	05	Meeting Expense In-District	$374	$202	$350	$148	73.27%
5502000	10	Out of District Travel	$227	$0	$0	$0	#Num!
Sum of Travel, Meeting, Professional D			*$600*	*$202*	*$350*	*$148*	*73.27%*
Net Total for Early Childhd Ed			*$223,658*	*$251,528*	*$287,992*	*$36,464*	*14.50%*
Dept: 01-1030-102022		***Department Name: EMT***					
Salaries							
5103002	05	PT Instructional Other	$12,675	$0	$0	$0	#Num!
5103002	15	PT Stipends Fall Sprg Sum	$236,235	$159	$164	$5	3.14%
Sum of Salaries			*$248,910*	*$159*	*$164*	*$5*	*3.14%*
Fringe Benefits							
5209000	55	SURS College Insurance ER Cont	$0	$1	$1	$0	0.00%
Sum of Fringe Benefits			*$0*	*$1*	*$1*	*$0*	*0.00%*
Outsourced & Contractual Services							
5308000	00	Instructional Services	$19,395	$74,000	$100,000	$26,000	35.14%
5309000	20	Other Contractual Services	$20,041	$6,000	$20,000	$14,000	233.33%
Sum of Outsourced & Contractual Servi			*$39,436*	*$80,000*	*$120,000*	*$40,000*	*50.00%*
Maintenance, Memberships, and Printing & Postage Supplies							
5401001	00	Office Supplies	$1,066	$1,000	$1,000	$0	0.00%

Thru: 5/31/2025

Object		Object Name	FY25 YTD	FY25 Budget	FY26 Budget	$ Change	% Change
5401009	05	Supplies MCC Store	$144	$180	$180	$0	0.00%
5402000	00	Printing	$0	$90	$90	$0	0.00%
5406000	00	Publications & Dues	$75	$2,024	$2,500	$476	23.52%
5409000	00	Other Materials & Supplies	$1,957	$0	$1,000	$1,000	#Div/0!
Sum of Maintenance, Memberships, and			*$3,241*	*$3,294*	*$4,770*	*$1,476*	*44.81%*
Travel, Meeting, Professional Development, and Recruitment							
5501000	05	Meeting Expense In-District	$685	$1,000	$1,000	$0	0.00%
Sum of Travel, Meeting, Professional D			*$685*	*$1,000*	*$1,000*	*$0*	*0.00%*
Net Total for EMT			*$292,272*	*$84,454*	*$125,935*	*$41,481*	*49.12%*
Dept: 01-1030-102024		***Department Name: Fire Science***					
Salaries							
5101001	00	FT Administrative Staff	$91,275	$106,770	$124,148	$17,378	16.28%
5102002	00	PT Prof/Technical Staff	$1,770	$0	$0	$0	#Num!
5103002	05	PT Instructional Other	$334,420	$229,850	$236,746	$6,896	3.00%
5103002	10	PT Instr - Indep Study	$422	$5,304	$5,463	$159	3.00%
5103002	15	PT Stipends Fall Sprg Sum	$96,336	$84,872	$87,418	$2,546	3.00%
5103004	10	FT Instr Staff - Overload	$0	$1,000	$1,000	$0	0.00%
5103004	20	Non-Instructional Overload	$0	$6,352	$0	($6,352)	-100.00%
Sum of Salaries			*$524,223*	*$434,148*	*$454,775*	*$20,627*	*4.75%*
Fringe Benefits							
5201001	00	Employer GTL Medical Vision	$24,261	$24,735	$25,475	$740	2.99%
5209000	55	SURS College Insurance ER Cont	$689	$3,210	$3,412	$202	6.29%
Sum of Fringe Benefits			*$24,950*	*$27,945*	*$28,887*	*$942*	*3.37%*
Outsourced & Contractual Services							
5304000	10	Contract Maintenance Services	$7,372	$7,000	$8,000	$1,000	14.29%
5309000	15	Background Checks	$5,140	$4,700	$6,000	$1,300	27.66%
5309000	20	Other Contractual Services	$592	$500	$0	($500)	-100.00%
Sum of Outsourced & Contractual Servi			*$13,104*	*$12,200*	*$14,000*	*$1,800*	*14.75%*
Maintenance, Memberships, and Printing & Postage Supplies							
5401001	00	Office Supplies	$299	$600	$600	$0	0.00%
5401002	35	Supplies - General	$3,660	$1,500	$4,500	$3,000	200.00%
5401009	05	Supplies MCC Store	$16	$100	$100	$0	0.00%
5402000	00	Printing	$0	$300	$0	($300)	-100.00%
5406000	00	Publications & Dues	$0	$3,000	$0	($3,000)	-100.00%
5408000	15	Clothing Purchases	$897	$1,000	$1,000	$0	0.00%
5409000	00	Other Materials & Supplies	$2,991	$3,150	$3,150	$0	0.00%
Sum of Maintenance, Memberships, and			*$7,862*	*$9,650*	*$9,350*	*($300)*	*-3.11%*

Thru: 5/31/2025

Object		Object Name	FY25 YTD	FY25 Budget	FY26 Budget	$ Change	% Change
Travel, Meeting, Professional Development, and Recruitment							
5501000	05	Meeting Expense In-District	$1,307	$1,600	$1,000	($600)	-37.50%
5502000	05	In District Travel	$402	$0	$300	$300	#Div/0!
5502000	10	Out of District Travel			$2,000		
5509000	10	Vehicle Expense	$8,495	$10,000	$15,000	$5,000	50.00%
5509000	15	Other Conf & Mtg Exp	$179	$0	$0	$0	#Num!
Sum of Travel, Meeting, Professional D			*$10,383*	*$11,600*	*$18,300*	*$6,700*	*57.76%*
Fixed Charges, Rental, Property Insurance, and Debt Retirement							
5601000	00	Rental - Facilities	$11,655	$9,145	$10,800	$1,655	18.10%
Sum of Fixed Charges, Rental, Property			*$11,655*	*$9,145*	*$10,800*	*$1,655*	*18.10%*
Scholarships, Student Activities, and Waivers							
5909000	10	Tuition Refunds	$5,502	$12,000	$12,000	$0	0.00%
Sum of Scholarships, Student Activities,			*$5,502*	*$12,000*	*$12,000*	*$0*	*0.00%*
Net Total for Fire Science			*$597,680*	*$516,688*	*$548,112*	*$31,424*	*6.08%*
Dept: 01-1030-102026		***Department Name: Education***					
Salaries							
5103001	15	Instr Staff - Indep Study	$0	$1,999	$1,999	$0	0.00%
5103002	15	PT Stipends Fall Sprg Sum	$17,868	$5,304	$5,463	$159	3.00%
5103004	10	FT Instr Staff - Overload	$3,525	$0	$0	$0	#Num!
5103004	20	Non-Instructional Overload	$16,270	$3,639	$18,000	$14,361	394.64%
Sum of Salaries			*$37,663*	*$10,942*	*$25,462*	*$14,520*	*132.70%*
Fringe Benefits							
5201001	00	Employer GTL Medical Vision	$2,074	$0	$0	$0	#Num!
5209000	55	SURS College Insurance ER Cont	$162	$55	$56	$1	1.82%
Sum of Fringe Benefits			*$2,236*	*$55*	*$56*	*$1*	*1.82%*
Outsourced & Contractual Services							
5309000	15	Background Checks	$0	$3,150	$3,500	$350	11.11%
Sum of Outsourced & Contractual Servi			*$0*	*$3,150*	*$3,500*	*$350*	*11.11%*
Maintenance, Memberships, and Printing & Postage Supplies							
5401001	00	Office Supplies	$0	$180	$180	$0	0.00%
5401002	00	Instructional Supplies	$69	$0	$0	$0	#Num!
5401009	05	Supplies MCC Store	$0	$90	$90	$0	0.00%
5402000	00	Printing	$0	$25	$25	$0	0.00%
5406000	00	Publications & Dues	($69)	$0	$0	$0	#Num!
Sum of Maintenance, Memberships, and			*$0*	*$295*	*$295*	*$0*	*0.00%*

Thru: 5/31/2025

Object		Object Name	FY25 YTD	FY25 Budget	FY26 Budget	$ Change	% Change
Net Total for Education			*$39,900*	*$14,442*	*$29,313*	*$14,871*	*102.97%*
Dept: 01-1030-102030		***Department Name: Automotive***					
Salaries							
5103001	00	FT Teaching Faculty	$219,630	$259,311	$267,350	$8,039	3.10%
5103001	15	Instr Staff - Indep Study	$1,920	$1,449	$1,449	$0	0.00%
5103002	05	PT Instructional Other	$0	$106	$109	$3	2.83%
5103002	10	PT Instr - Indep Study	$0	$266	$274	$8	3.01%
5103002	15	PT Stipends Fall Sprg Sum	$37,276	$31,827	$32,782	$955	3.00%
5103004	10	FT Instr Staff - Overload	$69,880	$40,000	$40,000	$0	0.00%
5103004	20	Non-Instructional Overload	$16,894	$34,492	$34,492	$0	0.00%
Sum of Salaries			*$345,600*	*$367,451*	*$376,456*	*$9,005*	*2.45%*
Fringe Benefits							
5201001	00	Employer GTL Medical Vision	$49,758	$55,911	$83,229	$27,318	48.86%
5209000	55	SURS College Insurance ER Cont	$2,694	$2,498	$2,564	$66	2.64%
Sum of Fringe Benefits			*$52,452*	*$58,409*	*$85,793*	*$27,384*	*46.88%*
Outsourced & Contractual Services							
5304000	10	Contract Maintenance Services	$0	$1,000	$1,000	$0	0.00%
5309000	20	Other Contractual Services	$0	$3,400	$3,400	$0	0.00%
Sum of Outsourced & Contractual Servi			*$0*	*$4,400*	*$4,400*	*$0*	*0.00%*
Maintenance, Memberships, and Printing & Postage Supplies							
5401001	00	Office Supplies	$34	$0	$0	$0	#Num!
5401002	00	Instructional Supplies	$25,650	$20,000	$30,000	$10,000	50.00%
5401002	05	Testing Materials	$736	$0	$0	$0	#Num!
5401002	35	Supplies - General	$321	$0	$0	$0	#Num!
5401009	00	IT Technology Supplies	$3,913	$0	$2,500	$2,500	#Div/0!
5401009	05	Supplies MCC Store	$0	$250	$250	$0	0.00%
5402000	00	Printing	$0	$250	$250	$0	0.00%
5404002	00	Computer Software	$0	$5,500	$5,500	$0	0.00%
5404004	00	Repair Materials & Supplies	$667	$22,470	$22,470	$0	0.00%
5406000	00	Publications & Dues	$50	$300	$300	$0	0.00%
5409000	00	Other Materials & Supplies	$5,017	$5,000	$5,000	$0	0.00%
Sum of Maintenance, Memberships, and			*$36,388*	*$53,770*	*$66,270*	*$12,500*	*23.25%*
Travel, Meeting, Professional Development, and Recruitment							
5501000	05	Meeting Expense In-District	$876	$350	$350	$0	0.00%
5502000	05	In District Travel	$0	$100	$100	$0	0.00%
5509000	15	Other Conf & Mtg Exp	$0	$50	$50	$0	0.00%
Sum of Travel, Meeting, Professional D			*$876*	*$500*	*$500*	*$0*	*0.00%*

Object		Object Name	FY25 YTD	FY25 Budget	FY26 Budget	$ Change	% Change
Capital Outlay							
5806000	00	Equipment - Instructional	$2,746	$0	$5,000	$5,000	#Div/0!
5809000	00	Other Capital Outlay	$0	$204,605	$0	($204,605)	-100.00%
Sum of Capital Outlay			*$2,746*	*$204,605*	*$5,000*	*($199,605)*	*-97.56%*
Net Total for Automotive			*$438,062*	*$689,135*	*$538,419*	*($150,716)*	*-21.87%*
Dept: 01-1030-102033		***Department Name: Graphic Arts***					
Salaries							
5103001	00	FT Teaching Faculty	$6,111	$0	$81,820	$81,820	#Div/0!
Sum of Salaries			*$6,111*	*$0*	*$81,820*	*$81,820*	*#Div/0!*
Fringe Benefits							
5201001	00	Employer GTL Medical Vision	$650	$0	$9,601	$9,601	#Div/0!
5209000	55	SURS College Insurance ER Cont	$52	$0	$0	$0	#Num!
Sum of Fringe Benefits			*$702*	*$0*	*$9,601*	*$9,601*	*#Div/0!*
Maintenance, Memberships, and Printing & Postage Supplies							
5401001	00	Office Supplies	$3,538	$5,000	$5,000	$0	0.00%
5401009	05	Supplies MCC Store	$0	$500	$500	$0	0.00%
Sum of Maintenance, Memberships, and			*$3,538*	*$5,500*	*$5,500*	*$0*	*0.00%*
Net Total for Graphic Arts			*$10,350*	*$5,500*	*$96,921*	*$91,421*	*1662.20%*
Dept: 01-1030-102034		***Department Name: Application Design & Development***					
Salaries							
5103001	00	FT Teaching Faculty	$198,068	$217,356	$231,912	$14,556	6.70%
5103001	15	Instr Staff - Indep Study	$640	$3,732	$3,732	$0	0.00%
5103002	05	PT Instructional Other	$400	$530	$546	$16	3.02%
5103002	10	PT Instr - Indep Study	$5,111	$26,522	$27,318	$796	3.00%
5103002	15	PT Stipends Fall Sprg Sum	$131,719	$164,440	$169,373	$4,933	3.00%
5103004	10	FT Instr Staff - Overload	$9,600	$15,000	$15,000	$0	0.00%
5103004	20	Non-Instructional Overload	$7,294	$9,452	$9,452	$0	0.00%
Sum of Salaries			*$352,832*	*$437,032*	*$457,333*	*$20,301*	*4.65%*
Fringe Benefits							
5201001	00	Employer GTL Medical Vision	$24,557	$25,204	$36,578	$11,374	45.13%
5209000	55	SURS College Insurance ER Cont	$1,971	$3,206	$3,300	$94	2.93%
Sum of Fringe Benefits			*$26,528*	*$28,410*	*$39,878*	*$11,468*	*40.37%*
Outsourced & Contractual Services							
5309000	20	Other Contractual Services	$0	$4,700	$38,016	$33,316	708.85%

Thru: 5/31/2025

Object		Object Name	FY25 YTD	FY25 Budget	FY26 Budget	$ Change	% Change
Sum of Outsourced & Contractual Servi			*$0*	*$4,700*	*$38,016*	*$33,316*	*708.85%*
Maintenance, Memberships, and Printing & Postage Supplies							
5401001	00	Office Supplies	$0	$500	$500	$0	0.00%
5401002	00	Instructional Supplies	$0	$2,300	$2,300	$0	0.00%
5401009	00	IT Technology Supplies	$136	$0	$0	$0	#Num!
5401009	05	Supplies MCC Store	$0	$200	$200	$0	0.00%
5402000	00	Printing	$0	$500	$500	$0	0.00%
5404002	00	Computer Software	$0	$600	$600	$0	0.00%
5404003	00	Postage	$313	$0	$200	$200	#Div/0!
Sum of Maintenance, Memberships, and			*$450*	*$4,100*	*$4,300*	*$200*	*4.88%*
Travel, Meeting, Professional Development, and Recruitment							
5502000	10	Out of District Travel	$0	$2,500	$2,500	$0	0.00%
Sum of Travel, Meeting, Professional D			*$0*	*$2,500*	*$2,500*	*$0*	*0.00%*
Net Total for Application Design & De			*$379,809*	*$476,742*	*$542,027*	*$65,285*	*13.69%*
Dept: 01-1030-102036		***Department Name: Engineering and Building Technology***					
Salaries							
5102001	00	FT Prof/Tech Staff	$27,213	$75,000	$57,845	($17,155)	-22.87%
5103001	00	FT Teaching Faculty	$145,128	$142,343	$256,405	$114,062	80.13%
5103002	05	PT Instructional Other	$0	$266	$274	$8	3.01%
5103002	10	PT Instr - Indep Study	$440	$4,244	$4,371	$127	2.99%
5103002	15	PT Stipends Fall Sprg Sum	$61,092	$53,045	$54,636	$1,591	3.00%
5103004	10	FT Instr Staff - Overload	$16,650	$5,000	$5,000	$0	0.00%
5103004	20	Non-Instructional Overload	$6,621	$17,622	$17,622	$0	0.00%
Sum of Salaries			*$257,144*	*$297,520*	*$396,153*	*$98,633*	*33.15%*
Fringe Benefits							
5201001	00	Employer GTL Medical Vision	$22,639	$51,826	$35,516	($16,310)	-31.47%
5209000	55	SURS College Insurance ER Cont	$1,717	$1,537	$2,018	$481	31.29%
Sum of Fringe Benefits			*$24,356*	*$53,363*	*$37,534*	*($15,829)*	*-29.66%*
Maintenance, Memberships, and Printing & Postage Supplies							
5401001	00	Office Supplies	$161	$1,500	$200	($1,300)	-86.67%
5401002	00	Instructional Supplies	$4,271	$8,000	$11,500	$3,500	43.75%
5401009	00	IT Technology Supplies	$2,335	$0	$0	$0	#Num!
5402000	00	Printing			$1,500		
5404002	00	Computer Software	$4,300	$6,300	$6,300	$0	0.00%
5406000	00	Publications & Dues	$1,600	$2,500	$2,500	$0	0.00%
Sum of Maintenance, Memberships, and			*$12,668*	*$18,300*	*$22,000*	*$3,700*	*20.22%*

Thru: 5/31/2025

Object		Object Name	FY25 YTD	FY25 Budget	FY26 Budget	$ Change	% Change
Travel, Meeting, Professional Development, and Recruitment							
5502000	10	Out of District Travel	$0	$2,500	$2,500	$0	0.00%
Sum of Travel, Meeting, Professional D			*$0*	*$2,500*	*$2,500*	*$0*	*0.00%*
Capital Outlay							
5806000	00	Equipment - Instructional			$5,000		
Sum of Capital Outlay					*$5,000*		
Net Total for Engineering and Buildin			*$294,168*	*$371,683*	*$463,187*	*$91,504*	*24.62%*
Dept: 01-1030-102040		***Department Name: Applied Technology***					
Salaries							
5103001	00	FT Teaching Faculty	$228,745	$188,241	$103,187	($85,054)	-45.18%
5103001	15	Instr Staff - Indep Study	$960	$3,399	$3,399	$0	0.00%
5103002	05	PT Instructional Other	$200	$0	$0	$0	#Num!
5103002	10	PT Instr - Indep Study	$3,041	$318	$328	$10	3.14%
5103002	15	PT Stipends Fall Sprg Sum	$64,980	$74,263	$76,491	$2,228	3.00%
5103004	10	FT Instr Staff - Overload	$32,573	$9,000	$9,000	$0	0.00%
5103004	20	Non-Instructional Overload	$15,214	$15,644	$15,644	$0	0.00%
Sum of Salaries			*$345,713*	*$290,865*	*$208,049*	*($82,816)*	*-28.47%*
Fringe Benefits							
5201001	00	Employer GTL Medical Vision	$15,374	$7,748	$9,742	$1,994	25.74%
5209000	55	SURS College Insurance ER Cont	$2,540	$2,064	$2,898	$834	40.41%
Sum of Fringe Benefits			*$17,914*	*$9,812*	*$12,640*	*$2,828*	*28.82%*
Outsourced & Contractual Services							
5309000	20	Other Contractual Services	$1,797	$440	$2,500	$2,060	468.18%
Sum of Outsourced & Contractual Servi			*$1,797*	*$440*	*$2,500*	*$2,060*	*468.18%*
Maintenance, Memberships, and Printing & Postage Supplies							
5401001	00	Office Supplies	$250	$450	$200	($250)	-55.56%
5401002	00	Instructional Supplies	$11,018	$8,000	$25,000	$17,000	212.50%
5401002	05	Testing Materials	$1,210	$0	$0	$0	#Num!
5401002	35	Supplies - General	$1,754	$850	$850	$0	0.00%
5401009	05	Supplies MCC Store	$0	$250	$250	$0	0.00%
5402000	00	Printing	$0	$300	$300	$0	0.00%
5404002	00	Computer Software	$2,080	$0	$0	$0	#Num!
5404004	00	Repair Materials & Supplies	$1,567	$6,000	$6,000	$0	0.00%
5406000	00	Publications & Dues	$0	$900	$900	$0	0.00%
Sum of Maintenance, Memberships, and			*$17,879*	*$16,750*	*$33,500*	*$16,750*	*100.00%*
Travel, Meeting, Professional Development, and Recruitment							

Object		Object Name	FY25 YTD	FY25 Budget	FY26 Budget	$ Change	% Change
5501000	05	Meeting Expense In-District	$256	$80	$80	$0	0.00%
5502000	10	Out of District Travel	$0	$2,500	$2,500	$0	0.00%
Sum of Travel, Meeting, Professional D			*$256*	*$2,580*	*$2,580*	*$0*	*0.00%*
Capital Outlay							
5806000	00	Equipment - Instructional			$7,500		
Sum of Capital Outlay					*$7,500*		
Net Total for Applied Technology			*$383,559*	*$320,447*	*$266,769*	*($53,678)*	*-16.75%*
Dept: 01-1030-102042		***Department Name: Constr Mgmt Tech***					
Salaries							
5103001	15	Instr Staff - Indep Study	$720	$1,200	$1,200	$0	0.00%
5103002	15	PT Stipends Fall Sprg Sum	$6,388	$5,304	$5,463	$159	3.00%
5103004	10	FT Instr Staff - Overload	$8,325	$5,000	$5,000	$0	0.00%
Sum of Salaries			*$15,433*	*$11,504*	*$11,663*	*$159*	*1.38%*
Fringe Benefits							
5201001	00	Employer GTL Medical Vision	$953	$0	$0	$0	#Num!
5209000	55	SURS College Insurance ER Cont	$56	$87	$88	$1	1.15%
Sum of Fringe Benefits			*$1,009*	*$87*	*$88*	*$1*	*1.15%*
Maintenance, Memberships, and Printing & Postage Supplies							
5401002	00	Instructional Supplies	$0	$3,200	$3,200	$0	0.00%
5406000	00	Publications & Dues	$0	$1,000	$1,000	$0	0.00%
Sum of Maintenance, Memberships, and			*$0*	*$4,200*	*$4,200*	*$0*	*0.00%*
Travel, Meeting, Professional Development, and Recruitment							
5501000	05	Meeting Expense In-District	$595	$0	$0	$0	#Num!
Sum of Travel, Meeting, Professional D			*$595*	*$0*	*$0*	*$0*	*#Num!*
Net Total for Constr Mgmt Tech			*$17,037*	*$15,791*	*$15,951*	*$160*	*1.01%*
Dept: 01-1030-102044		***Department Name: College & Career Readiness***					
Salaries							
5101001	00	FT Administrative Staff	$90,986	$98,568	$101,525	$2,957	3.00%
5102001	00	FT Prof/Tech Staff	$163,492	$167,565	$194,817	$27,252	16.26%
5103001	10	FT Stipends Fall Spring Summer	$97,302	$110,000	$110,000	$0	0.00%
5103002	15	PT Stipends Fall Sprg Sum	$18,199	$30,000	$30,900	$900	3.00%
5103004	20	Non-Instructional Overload	$9,214	$0	$0	$0	#Num!
Sum of Salaries			*$379,194*	*$406,133*	*$437,242*	*$31,109*	*7.66%*
Fringe Benefits							

Thru: 5/31/2025

Object		Object Name	FY25 YTD	FY25 Budget	FY26 Budget	$ Change	% Change
5201001	00	Employer GTL Medical Vision	$48,696	$28,801	$50,927	$22,126	76.82%
5209000	55	SURS College Insurance ER Cont	$3,018	$2,754	$2,454	($300)	-10.89%
Sum of Fringe Benefits			*$51,714*	*$31,555*	*$53,381*	*$21,826*	*69.17%*
Outsourced & Contractual Services							
5309000	20	Other Contractual Services	$0	$6,000	$53,000	$47,000	783.33%
Sum of Outsourced & Contractual Servi			*$0*	*$6,000*	*$53,000*	*$47,000*	*783.33%*
Maintenance, Memberships, and Printing & Postage Supplies							
5401001	00	Office Supplies	$805	$300	$300	$0	0.00%
5401009	05	Supplies MCC Store	$833	$50	$500	$450	900.00%
5402000	00	Printing	$0	$1,000	$0	($1,000)	-100.00%
5406000	00	Publications & Dues	$560	$710	$810	$100	14.08%
5407000	00	Advertising	$21,353	$15,000	$15,000	$0	0.00%
5408000	05	Food Purchases	$6,276	$16,000	$12,250	($3,750)	-23.44%
5409000	00	Other Materials & Supplies	$199	$0	$0	$0	#Num!
Sum of Maintenance, Memberships, and			*$30,027*	*$33,060*	*$28,860*	*($4,200)*	*-12.70%*
Travel, Meeting, Professional Development, and Recruitment							
5501000	05	Meeting Expense In-District	$1,135	$2,000	$750	($1,250)	-62.50%
5502000	05	In District Travel	$2,004	$1,000	$2,200	$1,200	120.00%
5509000	15	Other Conf & Mtg Exp	$0	$5,200	$6,600	$1,400	26.92%
Sum of Travel, Meeting, Professional D			*$3,139*	*$8,200*	*$9,550*	*$1,350*	*16.46%*
Scholarships, Student Activities, and Waivers							
5902000	10	Scholarships	$0	$10,000	$0	($10,000)	-100.00%
Sum of Scholarships, Student Activities,			*$0*	*$10,000*	*$0*	*($10,000)*	*-100.00%*
Net Total for College & Career Readin			*$464,074*	*$494,948*	*$582,033*	*$87,085*	*17.59%*

Dept: 01-1030-102050 Department Name: Welding Credit Program

Salaries							
5103001	00	FT Teaching Faculty	$124,357	$183,480	$198,036	$14,556	7.93%
5103002	05	PT Instructional Other	$200	$10,609	$10,927	$318	3.00%
5103002	15	PT Stipends Fall Sprg Sum	$58,963	$53,045	$54,636	$1,591	3.00%
5103004	10	FT Instr Staff - Overload	$31,150	$2,000	$2,000	$0	0.00%
5103004	20	Non-Instructional Overload	$7,175	$0	$3,500	$3,500	#Div/0!
Sum of Salaries			*$221,845*	*$249,134*	*$269,099*	*$19,965*	*8.01%*
Fringe Benefits							
5201001	00	Employer GTL Medical Vision	$15,958	$33,031	$33,846	$815	2.47%
5209000	55	SURS College Insurance ER Cont	$1,454	$1,335	$1,993	$658	49.29%
Sum of Fringe Benefits			*$17,412*	*$34,366*	*$35,839*	*$1,473*	*4.29%*

Thru: 5/31/2025

Object		Object Name	FY25 YTD	FY25 Budget	FY26 Budget	$ Change	% Change
Outsourced & Contractual Services							
5304000	10	Contract Maintenance Services	$10,055	$19,200	$0	($19,200)	-100.00%
Sum of Outsourced & Contractual Servi			*$10,055*	*$19,200*	*$0*	*($19,200)*	*-100.00%*
Maintenance, Memberships, and Printing & Postage Supplies							
5401001	00	Office Supplies	$120	$0	$0	$0	#Num!
5401002	00	Instructional Supplies	$48,341	$40,000	$60,000	$20,000	50.00%
5401002	35	Supplies - General	$9,988	$1,500	$1,500	$0	0.00%
5404002	00	Computer Software	$1,250	$0	$1,500	$1,500	#Div/0!
5404004	00	Repair Materials & Supplies	$0	$2,500	$2,500	$0	0.00%
5406000	00	Publications & Dues	$0	$273	$273	$0	0.00%
5409000	00	Other Materials & Supplies	$231	$0	$0	$0	#Num!
Sum of Maintenance, Memberships, and			*$59,930*	*$44,273*	*$65,773*	*$21,500*	*48.56%*
Travel, Meeting, Professional Development, and Recruitment							
5502000	05	In District Travel	$20	$500	$500	$0	0.00%
5502000	10	Out of District Travel	$1,420	$2,500	$2,500	$0	0.00%
5509000	15	Other Conf & Mtg Exp	$0	$3,300	$3,300	$0	0.00%
Sum of Travel, Meeting, Professional D			*$1,440*	*$6,300*	*$6,300*	*$0*	*0.00%*
Fixed Charges, Rental, Property Insurance, and Debt Retirement							
5601000	00	Rental - Facilities	$19,600	$30,000	$0	($30,000)	-100.00%
Sum of Fixed Charges, Rental, Property			*$19,600*	*$30,000*	*$0*	*($30,000)*	*-100.00%*
Utilities							
5709000	00	Utilities - General	$6,328	$4,000	$0	($4,000)	-100.00%
Sum of Utilities			*$6,328*	*$4,000*	*$0*	*($4,000)*	*-100.00%*
Capital Outlay							
5806000	00	Equipment - Instructional			$7,500		
Sum of Capital Outlay					*$7,500*		
Net Total for Welding Credit Program			*$336,610*	*$387,273*	*$384,511*	*($2,762)*	*-0.71%*
Dept: 01-1030-102055		***Department Name: HVAC***					
Salaries							
5103001	00	FT Teaching Faculty	$111,463	$102,605	$106,835	$4,230	4.12%
5103002	05	PT Instructional Other	$7,100	$0	$10,000	$10,000	#Div/0!
5103002	15	PT Stipends Fall Sprg Sum	$125,468	$0	$212,297	$212,297	#Div/0!
5103004	10	FT Instr Staff - Overload	$26,592	$0	$15,000	$15,000	#Div/0!
5103004	20	Non-Instructional Overload	$8,160	$0	$3,500	$3,500	#Div/0!
Sum of Salaries			*$278,782*	*$102,605*	*$347,632*	*$245,027*	*238.81%*

Thru: 5/31/2025

Object		Object Name	FY25 YTD	FY25 Budget	FY26 Budget	$ Change	% Change
Fringe Benefits							
5201001	00	Employer GTL Medical Vision	$17,506	$25,000	$19,146	($5,854)	-23.42%
5209000	55	SURS College Insurance ER Cont			$801		
Sum of Fringe Benefits			*$17,506*	*$25,000*	*$19,947*	*($5,053)*	*-20.21%*
Maintenance, Memberships, and Printing & Postage Supplies							
5401001	00	Office Supplies	$87	$200	$200	$0	0.00%
5401002	00	Instructional Supplies	$19,204	$10,000	$25,000	$15,000	150.00%
5401002	05	Testing Materials	$5,250	$0	$1,500	$1,500	#Div/0!
5401002	35	Supplies - General	$3,115	$200	$200	$0	0.00%
5401009	05	Supplies MCC Store	$0	$150	$150	$0	0.00%
5402000	00	Printing	$0	$500	$500	$0	0.00%
5404002	00	Computer Software	$0	$500	$500	$0	0.00%
5404004	00	Repair Materials & Supplies	$0	$1,000	$1,000	$0	0.00%
5406000	00	Publications & Dues	$0	$500	$500	$0	0.00%
Sum of Maintenance, Memberships, and			*$27,656*	*$13,050*	*$29,550*	*$16,500*	*126.44%*
Travel, Meeting, Professional Development, and Recruitment							
5501000	05	Meeting Expense In-District	$19	$1,000	$1,000	$0	0.00%
Sum of Travel, Meeting, Professional D			*$19*	*$1,000*	*$1,000*	*$0*	*0.00%*
Capital Outlay							
5806000	00	Equipment - Instructional	$0	$0	$5,000	$5,000	#Div/0!
Sum of Capital Outlay			*$0*	*$0*	*$5,000*	*$5,000*	*#Div/0!*
Net Total for HVAC			*$323,964*	*$141,655*	*$403,129*	*$261,474*	*184.59%*
Dept: 01-1030-103015		***Department Name: Health Information Technology***					
Salaries							
5101001	00	FT Administrative Staff	$119,354	$126,690	$136,942	$10,252	8.09%
5103001	00	FT Teaching Faculty	$82,629	$97,557	$100,582	$3,025	3.10%
5103002	10	PT Instr - Indep Study	$0	$530	$546	$16	3.02%
5103002	15	PT Stipends Fall Sprg Sum	$35,913	$10,609	$10,927	$318	3.00%
5103004	10	FT Instr Staff - Overload	$33,465	$11,000	$11,000	$0	0.00%
5106001	00	FT Clerical Staff	$6,314	$0	$56,367	$56,367	#Div/0!
Sum of Salaries			*$277,674*	*$246,386*	*$316,364*	*$69,978*	*28.40%*
Fringe Benefits							
5201001	00	Employer GTL Medical Vision	$15,526	$42,798	$27,578	($15,220)	-35.56%
5209000	55	SURS College Insurance ER Cont	$2,092	$1,848	$1,949	$101	5.47%
Sum of Fringe Benefits			*$17,618*	*$44,646*	*$29,527*	*($15,119)*	*-33.86%*
Outsourced & Contractual Services							

Thru: 5/31/2025

Object		Object Name	FY25 YTD	FY25 Budget	FY26 Budget	$ Change	% Change
5308000	00	Instructional Services	$100	$0	$0	$0	#Num!
5309000	15	Background Checks	$375	$700	$700	$0	0.00%
Sum of Outsourced & Contractual Servi			*$475*	*$700*	*$700*	*$0*	*0.00%*
Maintenance, Memberships, and Printing & Postage Supplies							
5401001	00	Office Supplies	$53	$200	$200	$0	0.00%
5401002	00	Instructional Supplies	$1,606	$0	$1,500	$1,500	#Div/0!
5402000	00	Printing	$0	$100	$100	$0	0.00%
5406000	00	Publications & Dues	$5,548	$6,500	$6,000	($500)	-7.69%
5407000	00	Advertising	$0	$180	$200	$20	11.11%
Sum of Maintenance, Memberships, and			*$7,207*	*$6,980*	*$8,000*	*$1,020*	*14.61%*
Travel, Meeting, Professional Development, and Recruitment							
5501000	05	Meeting Expense In-District	$100	$180	$150	($30)	-16.67%
5509000	15	Other Conf & Mtg Exp	$175	$3,000	$1,500	($1,500)	-50.00%
Sum of Travel, Meeting, Professional D			*$275*	*$3,180*	*$1,650*	*($1,530)*	*-48.11%*
Net Total for Health Information Tech			*$303,249*	*$301,892*	*$356,241*	*$54,349*	*18.00%*
Dept: 01-1030-904184		***Department Name: CATI Director Endowed***					
Outsourced & Contractual Services							
5309000	20	Other Contractual Services	$60,000	$0	$0	$0	#Num!
Sum of Outsourced & Contractual Servi			*$60,000*	*$0*	*$0*	*$0*	*#Num!*
Net Total for CATI Director Endowed			*$60,000*	*$0*	*$0*	*$0*	*#Num!*
Dept: 01-1040-103010		***Department Name: Nursing Program***					
Salaries							
5101001	00	FT Administrative Staff	$234,345	$205,863	$307,887	$102,024	49.56%
5103001	00	FT Teaching Faculty	$413,144	$449,867	$591,073	$141,206	31.39%
5103001	10	FT Stipends Fall Spring Summer	$4,662	$0	$0	$0	#Num!
5103002	05	PT Instructional Other	$2,975	$0	$0	$0	#Num!
5103002	15	PT Stipends Fall Sprg Sum	$113,717	$84,872	$87,418	$2,546	3.00%
5103004	10	FT Instr Staff - Overload	$91,142	$35,000	$35,000	$0	0.00%
5103004	20	Non-Instructional Overload	$8,856	$13,836	$0	($13,836)	-100.00%
Sum of Salaries			*$868,840*	*$789,438*	*$1,021,378*	*$231,940*	*29.38%*
Fringe Benefits							
5201001	00	Employer GTL Medical Vision	$71,847	$85,257	$125,643	$40,386	47.37%
5209000	55	SURS College Insurance ER Cont	$6,614	$5,282	$6,956	$1,674	31.69%
Sum of Fringe Benefits			*$78,461*	*$90,539*	*$132,599*	*$42,060*	*46.46%*
Outsourced & Contractual Services							

Thru: 5/31/2025

Object		Object Name	FY25 YTD	FY25 Budget	FY26 Budget	$ Change	% Change
5309000	15	Background Checks	$6,426	$5,900	$5,900	$0	0.00%
5309000	20	Other Contractual Services	$2,335	$7,045	$7,045	$0	0.00%
Sum of Outsourced & Contractual Servi			*$8,761*	*$12,945*	*$12,945*	*$0*	*0.00%*
Maintenance, Memberships, and Printing & Postage Supplies							
5401001	00	Office Supplies	$145	$900	$900	$0	0.00%
5401002	00	Instructional Supplies	$4,142	$9,325	$0	($9,325)	-100.00%
5401002	35	Supplies - General	$12,947	$19,000	$19,000	$0	0.00%
5401009	05	Supplies MCC Store	$292	$200	$200	$0	0.00%
5402000	00	Printing	$0	$500	$500	$0	0.00%
5406000	00	Publications & Dues	$12,875	$11,000	$11,000	$0	0.00%
5408000	05	Food Purchases	$630	$0	$0	$0	#Num!
Sum of Maintenance, Memberships, and			*$31,031*	*$40,925*	*$31,600*	*($9,325)*	*-22.79%*
Travel, Meeting, Professional Development, and Recruitment							
5501000	05	Meeting Expense In-District	$450	$100	$100	$0	0.00%
5502000	10	Out of District Travel	$1,968	$2,000	$2,000	$0	0.00%
Sum of Travel, Meeting, Professional D			*$2,419*	*$2,100*	*$2,100*	*$0*	*0.00%*
Net Total for Nursing Program			*$989,512*	*$935,947*	*$1,200,622*	*$264,675*	*28.28%*
Dept: 01-1040-103020		***Department Name: Occ. Therapy***					
Salaries							
5103001	00	FT Teaching Faculty	$165,608	$179,445	$185,008	$5,563	3.10%
5103002	05	PT Instructional Other	$350	$0	$0	$0	#Num!
5103002	15	PT Stipends Fall Sprg Sum	$19,795	$21,218	$21,855	$637	3.00%
5103004	10	FT Instr Staff - Overload	$2,400	$1,000	$1,000	$0	0.00%
5103004	20	Non-Instructional Overload	$3,253	$0	$0	$0	#Num!
Sum of Salaries			*$191,406*	*$201,663*	*$207,863*	*$6,200*	*3.07%*
Fringe Benefits							
5201001	00	Employer GTL Medical Vision	$31,632	$34,616	$35,633	$1,017	2.94%
5209000	55	SURS College Insurance ER Cont	$1,570	$2,175	$1,560	($615)	-28.28%
Sum of Fringe Benefits			*$33,202*	*$36,791*	*$37,193*	*$402*	*1.09%*
Outsourced & Contractual Services							
5308000	00	Instructional Services	$137	$0	$0	$0	#Num!
5309000	15	Background Checks	$1,217	$4,800	$3,800	($1,000)	-20.83%
5309000	20	Other Contractual Services	$1,800	$1,800	$1,800	$0	0.00%
Sum of Outsourced & Contractual Servi			*$3,154*	*$6,600*	*$5,600*	*($1,000)*	*-15.15%*
Maintenance, Memberships, and Printing & Postage Supplies							
5401001	00	Office Supplies	$131	$500	$500	$0	0.00%

Thru: 5/31/2025

Object		Object Name	FY25 YTD	FY25 Budget	FY26 Budget	$ Change	% Change
5401002	35	Supplies - General	$2,406	$2,500	$4,000	$1,500	60.00%
5401009	05	Supplies MCC Store	$0	$1,000	$500	($500)	-50.00%
5402000	00	Printing	$0	$200	$0	($200)	-100.00%
5404001	00	Audio/Visual Materials	$0	$200	$0	($200)	-100.00%
5404002	00	Computer Software	$0	$200	$0	($200)	-100.00%
5406000	00	Publications & Dues	$5,345	$5,800	$5,800	$0	0.00%
5407000	00	Advertising	$155	$0	$200	$200	#Div/0!
Sum of Maintenance, Memberships, and			*$8,037*	*$10,400*	*$11,000*	*$600*	*5.77%*
Travel, Meeting, Professional Development, and Recruitment							
5501000	05	Meeting Expense In-District	$24	$0	$0	$0	#Num!
5502000	05	In District Travel	$525	$500	$550	$50	10.00%
5502000	10	Out of District Travel	$0	$500	$300	($200)	-40.00%
5509000	15	Other Conf & Mtg Exp	$229	$200	$0	($200)	-100.00%
Sum of Travel, Meeting, Professional D			*$778*	*$1,200*	*$850*	*($350)*	*-29.17%*
Net Total for Occ. Therapy			*$236,577*	*$256,654*	*$262,506*	*$5,852*	*2.28%*
Dept: 01-1040-103025		***Department Name: Physical Therapy Assistant***					
Salaries							
5101001	00	FT Administrative Staff	$47,082	$91,353	$0	($91,353)	-100.00%
5103001	00	FT Teaching Faculty	$117,657	$97,557	$194,389	$96,832	99.26%
5103001	10	FT Stipends Fall Spring Summer	$0	$0	$0	$0	#Num!
5103001	15	Instr Staff - Indep Study	$400	$0	$0	$0	#Num!
5103002	05	PT Instructional Other	$325	$0	$0	$0	#Num!
5103002	15	PT Stipends Fall Sprg Sum	$10,030	$1,061	$1,093	$32	3.02%
5103004	10	FT Instr Staff - Overload	$1,401	$0	$0	$0	#Num!
5103004	20	Non-Instructional Overload	$10,174	$16,850	$0	($16,850)	-100.00%
Sum of Salaries			*$187,070*	*$206,821*	*$195,482*	*($11,339)*	*-5.48%*
Fringe Benefits							
5201001	00	Employer GTL Medical Vision	$22,991	$25,020	$25,760	$740	2.96%
5209000	55	SURS College Insurance ER Cont	$1,564	$2,157	$1,466	($691)	-32.04%
Sum of Fringe Benefits			*$24,555*	*$27,177*	*$27,226*	*$49*	*0.18%*
Outsourced & Contractual Services							
5309000	15	Background Checks	$1,313	$1,500	$0	($1,500)	-100.00%
5309000	20	Other Contractual Services	$3,463	$1,850	$2,650	$800	43.24%
Sum of Outsourced & Contractual Servi			*$4,776*	*$3,350*	*$2,650*	*($700)*	*-20.90%*
Maintenance, Memberships, and Printing & Postage Supplies							
5401001	00	Office Supplies	$33	$200	$200	$0	0.00%
5401002	00	Instructional Supplies	$834	$500	$700	$200	40.00%

Thru: 5/31/2025

Object		Object Name	FY25 YTD	FY25 Budget	FY26 Budget	$ Change	% Change
5401002	35	Supplies - General	$517	$500	$300	($200)	-40.00%
5401009	05	Supplies MCC Store	$0	$500	$0	($500)	-100.00%
5402000	00	Printing	$0	$250	$250	$0	0.00%
5406000	00	Publications & Dues	$7,640	$7,500	$7,500	$0	0.00%
5407000	00	Advertising	$0	$250	$250	$0	0.00%
Sum of Maintenance, Memberships, and			*$9,024*	*$9,700*	*$9,200*	*($500)*	*-5.15%*
Travel, Meeting, Professional Development, and Recruitment							
5501000	05	Meeting Expense In-District	$46	$250	$250	$0	0.00%
5509000	15	Other Conf & Mtg Exp	$1,330	$1,500	$400	($1,100)	-73.33%
Sum of Travel, Meeting, Professional D			*$1,376*	*$1,750*	*$650*	*($1,100)*	*-62.86%*
Net Total for Physical Therapy Assista			*$226,801*	*$248,798*	*$235,208*	*($13,590)*	*-5.46%*
Dept: 01-1040-103030		***Department Name: Nurse Assistant Ed***					
Salaries							
5103001	00	FT Teaching Faculty	$108,316	$127,886	$131,851	$3,965	3.10%
5103001	10	FT Stipends Fall Spring Summer	$200	$0	$0	$0	#Num!
5103002	05	PT Instructional Other	$1,725	$1,273	$1,311	$38	2.99%
5103002	15	PT Stipends Fall Sprg Sum	$142,978	$169,744	$174,836	$5,092	3.00%
5103004	10	FT Instr Staff - Overload	$28,278	$5,000	$5,000	$0	0.00%
5103004	20	Non-Instructional Overload	$16,354	$7,000	$0	($7,000)	-100.00%
Sum of Salaries			*$297,851*	*$310,903*	*$312,998*	*$2,095*	*0.67%*
Fringe Benefits							
5201001	00	Employer GTL Medical Vision	$19,182	$21,503	$22,134	$631	2.93%
5209000	55	SURS College Insurance ER Cont	$1,345	$2,280	$2,348	$68	2.98%
Sum of Fringe Benefits			*$20,527*	*$23,783*	*$24,482*	*$699*	*2.94%*
Outsourced & Contractual Services							
5309000	15	Background Checks	$2,883	$9,000	$9,000	$0	0.00%
5309000	20	Other Contractual Services	$430	$1,000	$1,000	$0	0.00%
Sum of Outsourced & Contractual Servi			*$3,313*	*$10,000*	*$10,000*	*$0*	*0.00%*
Maintenance, Memberships, and Printing & Postage Supplies							
5401001	00	Office Supplies	$0	$300	$300	$0	0.00%
5401002	35	Supplies - General	$1,447	$3,000	$3,000	$0	0.00%
5401009	05	Supplies MCC Store	$120	$200	$200	$0	0.00%
5402000	00	Printing	$0	$200	$200	$0	0.00%
5404001	00	Audio/Visual Materials	$120	$0	$0	$0	#Num!
Sum of Maintenance, Memberships, and			*$1,687*	*$3,700*	*$3,700*	*$0*	*0.00%*
Net Total for Nurse Assistant Ed			*$323,378*	*$348,386*	*$351,180*	*$2,794*	*0.80%*

Thru: 5/31/2025

Object		Object Name	FY25 YTD	FY25 Budget	FY26 Budget	$ Change	% Change
Dept: 01-1040-103040		**Department Name: Kinesiology and Health Studies (KHS)**					
Salaries							
5103001	00	FT Teaching Faculty	$189,992	$220,388	$127,681	($92,707)	-42.07%
5103001	15	Instr Staff - Indep Study	$0	$5,356	$5,356	$0	0.00%
5103002	05	PT Instructional Other	$1,135	$1,061	$1,093	$32	3.02%
5103002	10	PT Instr - Indep Study	$1,597	$15,914	$16,391	$477	3.00%
5103002	15	PT Stipends Fall Sprg Sum	$106,157	$79,568	$81,955	$2,387	3.00%
5103004	10	FT Instr Staff - Overload	$20,503	$10,000	$10,000	$0	0.00%
5103004	20	Non-Instructional Overload	$12,430	$14,736	$0	($14,736)	-100.00%
Sum of Salaries			*$331,813*	*$347,023*	*$242,476*	*($104,547)*	*-30.13%*
Fringe Benefits							
5201001	00	Employer GTL Medical Vision	$33,844	$35,737	$19,352	($16,385)	-45.85%
5209000	55	SURS College Insurance ER Cont	$2,015	$2,492	$2,601	$109	4.37%
Sum of Fringe Benefits			*$35,858*	*$38,229*	*$21,953*	*($16,276)*	*-42.58%*
Outsourced & Contractual Services							
5309000	20	Other Contractual Services	$722	$630	$630	$0	0.00%
Sum of Outsourced & Contractual Servi			*$722*	*$630*	*$630*	*$0*	*0.00%*
Maintenance, Memberships, and Printing & Postage Supplies							
5401002	00	Instructional Supplies	$758	$1,000	$1,000	$0	0.00%
5401002	35	Supplies - General	$747	$500	$500	$0	0.00%
5401009	05	Supplies MCC Store	($9)	$270	$270	$0	0.00%
5402000	00	Printing	$0	$250	$250	$0	0.00%
5404001	00	Audio/Visual Materials	$0	$135	$135	$0	0.00%
5406000	00	Publications & Dues	$0	$225	$225	$0	0.00%
Sum of Maintenance, Memberships, and			*$1,496*	*$2,380*	*$2,380*	*$0*	*0.00%*
Travel, Meeting, Professional Development, and Recruitment							
5501000	05	Meeting Expense In-District	$298	$300	$300	$0	0.00%
5509000	15	Other Conf & Mtg Exp	$0	$485	$485	$0	0.00%
Sum of Travel, Meeting, Professional D			*$298*	*$785*	*$785*	*$0*	*0.00%*
Net Total for Kinesiology and Health S			*$370,187*	*$389,047*	*$268,224*	*($120,823)*	*-31.06%*
Dept: 01-1040-103070		**Department Name: Respiratory Therapy**					
Salaries							
5103001	00	FT Teaching Faculty			$120,000		
5103004	20	Non-Instructional Overload			$5,000		
Sum of Salaries					*$125,000*		

Thru: 5/31/2025

Object		Object Name	FY25 YTD	FY25 Budget	FY26 Budget	$ Change	% Change
Fringe Benefits							
5201001	00	Employer GTL Medical Vision			$57,472		
Sum of Fringe Benefits					*$57,472*		
Outsourced & Contractual Services							
5304000	10	Contract Maintenance Services			$0		
5309000	15	Background Checks			$1,500		
5309000	20	Other Contractual Services			$1,000		
Sum of Outsourced & Contractual Servi					*$2,500*		
Maintenance, Memberships, and Printing & Postage Supplies							
5401002	00	Instructional Supplies			$5,000		
5401002	35	Supplies - General			$1,500		
5402000	00	Printing	$153	$0	$500	$500	#Div/0!
5406000	00	Publications & Dues	$3,325	$0	$10,000	$10,000	#Div/0!
5407000	00	Advertising	$329	$0	$1,000	$1,000	#Div/0!
Sum of Maintenance, Memberships, and			*$3,806*	*$0*	*$18,000*	*$18,000*	*#Div/0!*
Capital Outlay							
5806000	00	Equipment - Instructional			$10,000		
Sum of Capital Outlay					*$10,000*		
Net Total for Respiratory Therapy			*$3,806*	*$0*	*$212,972*	*$212,972*	*#Div/0!*
Dept: 01-1040-103080		***Department Name: Radiologic Technology***					
Salaries							
5103001	00	FT Teaching Faculty	$26,855	$0	$80,000	$80,000	#Div/0!
5103001	10	FT Stipends Fall Spring Summer			$12,000		
5103004	20	Non-Instructional Overload			$5,000		
Sum of Salaries			*$26,855*	*$0*	*$97,000*	*$97,000*	*#Div/0!*
Fringe Benefits							
5201001	00	Employer GTL Medical Vision	$3,103	$0	$28,736	$28,736	#Div/0!
5209000	55	SURS College Insurance ER Cont	$228	$0	$0	$0	#Num!
Sum of Fringe Benefits			*$3,331*	*$0*	*$28,736*	*$28,736*	*#Div/0!*
Outsourced & Contractual Services							
5304000	10	Contract Maintenance Services			$0		
5309000	15	Background Checks			$1,500		
5309000	20	Other Contractual Services			$1,000		
Sum of Outsourced & Contractual Servi					*$2,500*		
Maintenance, Memberships, and Printing & Postage Supplies							

Thru: 5/31/2025

Object		Object Name	FY25 YTD	FY25 Budget	FY26 Budget	$ Change	% Change
5401002	00	Instructional Supplies	$186	$0	$5,000	$5,000	#Div/0!
5401002	35	Supplies - General			$1,500		
5402000	00	Printing	$153	$0	$500	$500	#Div/0!
5406000	00	Publications & Dues	$3,675	$0	$10,000	$10,000	#Div/0!
5407000	00	Advertising	$391	$0	$1,000	$1,000	#Div/0!
Sum of Maintenance, Memberships, and			*$4,405*	*$0*	*$18,000*	*$18,000*	*#Div/0!*
Travel, Meeting, Professional Development, and Recruitment							
5501000	05	Meeting Expense In-District	$139	$0	$0	$0	#Num!
Sum of Travel, Meeting, Professional D			*$139*	*$0*	*$0*	*$0*	*#Num!*
Capital Outlay							
5806000	00	Equipment - Instructional			$438,224		
Sum of Capital Outlay					*$438,224*		
Net Total for Radiologic Technology			*$34,731*	*$0*	*$584,460*	*$584,460*	*#Div/0!*
Dept: 01-1040-103090		***Department Name: Sonography***					
Salaries							
5103001	00	FT Teaching Faculty			$40,000		
Sum of Salaries					*$40,000*		
Fringe Benefits							
5201001	00	Employer GTL Medical Vision			$28,736		
Sum of Fringe Benefits					*$28,736*		
Outsourced & Contractual Services							
5302000	00	Consultants			$2,500		
5304000	10	Contract Maintenance Services			$0		
5309000	15	Background Checks			$750		
5309000	20	Other Contractual Services			$500		
Sum of Outsourced & Contractual Servi					*$3,750*		
Maintenance, Memberships, and Printing & Postage Supplies							
5401002	00	Instructional Supplies			$2,500		
5401002	35	Supplies - General			$750		
5402000	00	Printing			$250		
5406000	00	Publications & Dues			$5,000		
5407000	00	Advertising			$500		
Sum of Maintenance, Memberships, and					*$9,000*		
Capital Outlay							
5806000	00	Equipment - Instructional			$5,000		

Object		Object Name	FY25 YTD	FY25 Budget	FY26 Budget	$ Change	% Change
Sum of Capital Outlay					*$5,000*		
Net Total for Sonography					*$86,486*		
Dept: 01-2010-202010		***Department Name: Library***					
Salaries							
5101001	00	FT Administrative Staff	$96,978	$105,060	$108,212	$3,152	3.00%
5102001	00	FT Prof/Tech Staff	$47,121	$47,647	$105,381	$57,734	121.17%
5103001	10	FT Stipends Fall Spring Summer	$10,022	$0	$18,000	$18,000	#Div/0!
5103002	05	PT Instructional Other	$0	$79,568	$81,955	$2,387	3.00%
5105001	00	FT Academic Support	$140,854	$166,303	$171,458	$5,155	3.10%
5106001	00	FT Clerical Staff	$40,506	$40,706	$49,747	$9,041	22.21%
5106002	00	PT Clerical Staff	$65,639	$16,490	$59,451	$42,961	260.53%
Sum of Salaries			*$401,120*	*$455,774*	*$594,204*	*$138,430*	*30.37%*
Fringe Benefits							
5201001	00	Employer GTL Medical Vision	$85,359	$91,508	$148,201	$56,693	61.95%
5209000	55	SURS College Insurance ER Cont	$2,957	$3,418	$3,819	$401	11.73%
Sum of Fringe Benefits			*$88,317*	*$94,926*	*$152,020*	*$57,094*	*60.15%*
Outsourced & Contractual Services							
5309000	20	Other Contractual Services	$37,743	$19,000	$16,000	($3,000)	-15.79%
Sum of Outsourced & Contractual Servi			*$37,743*	*$19,000*	*$16,000*	*($3,000)*	*-15.79%*
Maintenance, Memberships, and Printing & Postage Supplies							
5401001	00	Office Supplies	$3,769	$3,000	$3,000	$0	0.00%
5401009	00	IT Technology Supplies	$5,036	$2,000	$19,000	$17,000	850.00%
5401009	05	Supplies MCC Store	$105	$50	$50	$0	0.00%
5402000	00	Printing	$0	$50	$50	$0	0.00%
5404001	00	Audio/Visual Materials	$197	$1,600	$1,000	($600)	-37.50%
5405000	05	Books	$18,072	$20,000	$25,000	$5,000	25.00%
5406000	00	Publications & Dues	$105,013	$112,000	$117,000	$5,000	4.46%
5406000	05	Continuations	$753	$0	$0	$0	#Num!
5406000	10	Periodicals	$1,670	$4,500	$2,500	($2,000)	-44.44%
5407000	00	Advertising	$1,878	$1,000	$4,000	$3,000	300.00%
5408000	05	Food Purchases	$219	$0	$0	$0	#Num!
Sum of Maintenance, Memberships, and			*$136,711*	*$144,200*	*$171,600*	*$27,400*	*19.00%*
Travel, Meeting, Professional Development, and Recruitment							
5501000	05	Meeting Expense In-District	$150	$1,200	$1,000	($200)	-16.67%
5502000	10	Out of District Travel	$110	$0	$0	$0	#Num!
5509000	15	Other Conf & Mtg Exp	$531	$800	$800	$0	0.00%
Sum of Travel, Meeting, Professional D			*$792*	*$2,000*	*$1,800*	*($200)*	*-10.00%*

Object		Object Name	FY25 YTD	FY25 Budget	FY26 Budget	$ Change	% Change
Net Total for Library			*$664,682*	*$715,900*	*$935,624*	*$219,724*	*30.69%*
Dept: 01-2010-202015		***Department Name: Art Gallery***					
Salaries							
5102001	00	FT Prof/Tech Staff	$54,315	$53,249	$68,671	$15,422	28.96%
Sum of Salaries			*$54,315*	*$53,249*	*$68,671*	*$15,422*	*28.96%*
Fringe Benefits							
5201001	00	Employer GTL Medical Vision	$20,108	$20,927	$21,541	$614	2.93%
5209000	55	SURS College Insurance ER Cont	$462	$399	$515	$116	29.07%
Sum of Fringe Benefits			*$20,569*	*$21,326*	*$22,056*	*$730*	*3.42%*
Outsourced & Contractual Services							
5304000	05	Contractual Services	$4,750	$5,000	$5,000	$0	0.00%
5308000	00	Instructional Services	$1,291	$1,000	$1,000	$0	0.00%
Sum of Outsourced & Contractual Servi			*$6,041*	*$6,000*	*$6,000*	*$0*	*0.00%*
Maintenance, Memberships, and Printing & Postage Supplies							
5401001	00	Office Supplies	$1,244	$1,000	$1,000	$0	0.00%
5401009	05	Supplies MCC Store	$0	$144	$144	$0	0.00%
5402000	00	Printing	$0	$45	$45	$0	0.00%
5404003	00	Postage	$0	$90	$90	$0	0.00%
5406000	00	Publications & Dues	$0	$90	$90	$0	0.00%
Sum of Maintenance, Memberships, and			*$1,244*	*$1,369*	*$1,369*	*$0*	*0.00%*
Travel, Meeting, Professional Development, and Recruitment							
5501000	05	Meeting Expense In-District	$0	$147	$147	$0	0.00%
5502000	10	Out of District Travel	$202	$200	$200	$0	0.00%
5509000	15	Other Conf & Mtg Exp	$0	$500	$500	$0	0.00%
Sum of Travel, Meeting, Professional D			*$202*	*$847*	*$847*	*$0*	*0.00%*
Net Total for Art Gallery			*$82,371*	*$82,791*	*$98,943*	*$16,152*	*19.51%*
Dept: 01-2020-201025		***Department Name: Learning Support Services***					
Salaries							
5102001	00	FT Prof/Tech Staff	$191,455	$218,614	$243,491	$24,877	11.38%
5102002	00	PT Prof/Technical Staff	$228,790	$0	$0	$0	#Num!
5103002	05	PT Instructional Other	$0	$261,139	$268,973	$7,834	3.00%
Sum of Salaries			*$420,245*	*$479,753*	*$512,464*	*$32,711*	*6.82%*
Fringe Benefits							
5201001	00	Employer GTL Medical Vision	$20,945	$22,271	$23,032	$761	3.42%
5209000	55	SURS College Insurance ER Cont	$1,278	$3,186	$3,842	$656	20.59%

Thru: 5/31/2025

Object		Object Name	FY25 YTD	FY25 Budget	FY26 Budget	$ Change	% Change
Sum of Fringe Benefits			*$22,223*	*$25,457*	*$26,874*	*$1,417*	*5.57%*
Outsourced & Contractual Services							
5309000	20	Other Contractual Services	$2,750	$3,000	$3,000	$0	0.00%
Sum of Outsourced & Contractual Servi			*$2,750*	*$3,000*	*$3,000*	*$0*	*0.00%*
Maintenance, Memberships, and Printing & Postage Supplies							
5401001	00	Office Supplies	$276	$3,000	$3,000	$0	0.00%
5401009	00	IT Technology Supplies	$5,451	$3,000	$3,000	$0	0.00%
5401009	05	Supplies MCC Store	$112	$300	$300	$0	0.00%
5402000	00	Printing	$0	$100	$100	$0	0.00%
5404002	00	Computer Software	$0	$0	$20,000	$20,000	#Div/0!
5407000	00	Advertising	$4,463	$1,000	$6,000	$5,000	500.00%
5408000	05	Food Purchases	$1,533	$2,000	$2,000	$0	0.00%
5409000	00	Other Materials & Supplies	$882	$4,000	$4,000	$0	0.00%
Sum of Maintenance, Memberships, and			*$12,716*	*$13,400*	*$38,400*	*$25,000*	*186.57%*
Travel, Meeting, Professional Development, and Recruitment							
5501000	05	Meeting Expense In-District	$225	$1,000	$1,000	$0	0.00%
5502000	10	Out of District Travel	$131	$2,000	$2,000	$0	0.00%
5509000	15	Other Conf & Mtg Exp	$0	$3,200	$3,200	$0	0.00%
Sum of Travel, Meeting, Professional D			*$356*	*$6,200*	*$6,200*	*$0*	*0.00%*
Net Total for Learning Support Service			*$458,291*	*$527,810*	*$586,938*	*$59,128*	*11.20%*
Dept: 01-2030-201048		***Department Name: Teaching and Learning***					
Salaries							
5101001	00	FT Administrative Staff	$106,526	$111,804	$124,056	$12,252	10.96%
5102001	00	FT Prof/Tech Staff	$73,846	$79,348	$83,339	$3,991	5.03%
5103001	10	FT Stipends Fall Spring Summer	$35	$0	$2,000	$2,000	#Div/0!
5103002	15	PT Stipends Fall Sprg Sum	$34,534	$15,914	$25,000	$9,086	57.09%
Sum of Salaries			*$214,941*	*$207,066*	*$234,395*	*$27,329*	*13.20%*
Fringe Benefits							
5201001	00	Employer GTL Medical Vision	$40,358	$45,683	$47,037	$1,354	2.96%
5209000	55	SURS College Insurance ER Cont	$1,533	$1,553	$1,678	$125	8.05%
Sum of Fringe Benefits			*$41,892*	*$47,236*	*$48,715*	*$1,479*	*3.13%*
Outsourced & Contractual Services							
5309000	20	Other Contractual Services			$80,000		
Sum of Outsourced & Contractual Servi					*$80,000*		
Maintenance, Memberships, and Printing & Postage Supplies							

Thru: 5/31/2025

Object		Object Name	FY25 YTD	FY25 Budget	FY26 Budget	$ Change	% Change
5401001	00	Office Supplies	$796	$400	$800	$400	100.00%
5401002	00	Instructional Supplies	$224	$2,000	$2,000	$0	0.00%
5401009	05	Supplies MCC Store	$272	$200	$200	$0	0.00%
5402000	00	Printing	$0	$90	$90	$0	0.00%
5404001	05	Telecourse Fees	$9,985	$10,000	$10,000	$0	0.00%
5404002	00	Computer Software	$9,555	$10,000	$10,000	$0	0.00%
5404003	00	Postage	$12	$0	$0	$0	#Num!
5406000	00	Publications & Dues	$800	$1,500	$1,500	$0	0.00%
5408000	05	Food Purchases	$4,519	$15,000	$15,000	$0	0.00%
Sum of Maintenance, Memberships, and			*$26,163*	*$39,190*	*$39,590*	*$400*	*1.02%*
Travel, Meeting, Professional Development, and Recruitment							
5502000	10	Out of District Travel	$1,210	$2,000	$3,000	$1,000	50.00%
5509000	15	Other Conf & Mtg Exp	$5,897	$1,500	$1,500	$0	0.00%
Sum of Travel, Meeting, Professional D			*$7,107*	*$3,500*	*$4,500*	*$1,000*	*28.57%*
Net Total for Teaching and Learning			*$290,103*	*$296,992*	*$407,200*	*$110,208*	*37.11%*
Dept: 01-2080-201010		***Department Name: Academic Affairs & Wkforce Dev***					
Salaries							
5101001	00	FT Administrative Staff	$124,407	$233,589	$180,000	($53,589)	-22.94%
5102001	00	FT Prof/Tech Staff	$100,101	$59,353	$132,684	$73,331	123.55%
5103001	10	FT Stipends Fall Spring Summer	$55,200	$30,000	$30,000	$0	0.00%
5103002	05	PT Instructional Other	$0	$1,061	$1,093	$32	3.02%
5103002	15	PT Stipends Fall Sprg Sum	$63,132	$15,914	$16,391	$477	3.00%
5103004	20	Non-Instructional Overload	$101,343	$46,594	$46,594	$0	0.00%
Sum of Salaries			*$444,183*	*$386,511*	*$406,762*	*$20,251*	*5.24%*
Fringe Benefits							
5201001	00	Employer GTL Medical Vision	$52,539	$40,698	$50,048	$9,350	22.97%
5209000	55	SURS College Insurance ER Cont	$3,187	$2,324	$709	($1,615)	-69.49%
Sum of Fringe Benefits			*$55,726*	*$43,022*	*$50,757*	*$7,735*	*17.98%*
Outsourced & Contractual Services							
5302000	00	Consultants	$14,500	$10,000	$10,000	$0	0.00%
5304000	10	Contract Maintenance Services	$0	$25,000	$25,000	$0	0.00%
5309000	20	Other Contractual Services	$13,388	$37,500	$37,500	$0	0.00%
Sum of Outsourced & Contractual Servi			*$27,888*	*$72,500*	*$72,500*	*$0*	*0.00%*
Maintenance, Memberships, and Printing & Postage Supplies							
5401001	00	Office Supplies	$121	$10,000	$10,000	$0	0.00%
5401002	00	Instructional Supplies	$11,034	$45,000	$45,000	$0	0.00%
5401009	00	IT Technology Supplies	$24,975	$10,000	$10,000	$0	0.00%

Thru: 5/31/2025

Object		Object Name	FY25 YTD	FY25 Budget	FY26 Budget	$ Change	% Change
5401009	05	Supplies MCC Store	$429	$2,500	$2,500	$0	0.00%
5402000	00	Printing	$2,291	$400	$400	$0	0.00%
5404002	00	Computer Software	$52,215	$33,000	$33,000	$0	0.00%
5406000	00	Publications & Dues	$5,500	$5,000	$5,000	$0	0.00%
5408000	05	Food Purchases	$3,024	$2,500	$3,000	$500	20.00%
5409000	00	Other Materials & Supplies	$0	$0	$0	$0	#Num!
Sum of Maintenance, Memberships, and			*$99,590*	*$108,400*	*$108,900*	*$500*	*0.46%*
Travel, Meeting, Professional Development, and Recruitment							
5501000	05	Meeting Expense In-District	$70	$2,000	$2,000	$0	0.00%
5502000	05	In District Travel	$0	$200	$200	$0	0.00%
5502000	10	Out of District Travel	$1,040	$3,000	$3,000	$0	0.00%
5509000	01	Professional Development	$2,427	$38,000	$38,000	$0	0.00%
5509000	15	Other Conf & Mtg Exp	$4,283	$3,500	$5,000	$1,500	42.86%
Sum of Travel, Meeting, Professional D			*$7,820*	*$46,700*	*$48,200*	*$1,500*	*3.21%*
Capital Outlay							
5806000	00	Equipment - Instructional	$32,967	$100,000	$100,000	$0	0.00%
Sum of Capital Outlay			*$32,967*	*$100,000*	*$100,000*	*$0*	*0.00%*
Scholarships, Student Activities, and Waivers							
5909000	10	Tuition Refunds	$0	$2,000	$2,000	$0	0.00%
Sum of Scholarships, Student Activities,			*$0*	*$2,000*	*$2,000*	*$0*	*0.00%*
Net Total for Academic Affairs & Wkfo			*$668,173*	*$759,133*	*$789,119*	*$29,986*	*3.95%*
Dept: 01-2080-201012		***Department Name: AVP of Academic Affairs***					
Salaries							
5102001	00	FT Prof/Tech Staff	$19,226	$0	$0	$0	#Num!
Sum of Salaries			*$19,226*	*$0*	*$0*	*$0*	*#Num!*
Fringe Benefits							
5201001	00	Employer GTL Medical Vision	$17	$0	$0	$0	#Num!
5209000	55	SURS College Insurance ER Cont	$93	$0	$0	$0	#Num!
Sum of Fringe Benefits			*$110*	*$0*	*$0*	*$0*	*#Num!*
Maintenance, Memberships, and Printing & Postage Supplies							
5401001	00	Office Supplies	$37	$2,000	$2,000	$0	0.00%
5408000	05	Food Purchases	$120	$0	$500	$500	#Div/0!
5409000	00	Other Materials & Supplies	$230	$0	$300	$300	#Div/0!
Sum of Maintenance, Memberships, and			*$387*	*$2,000*	*$2,800*	*$800*	*40.00%*
Travel, Meeting, Professional Development, and Recruitment							

Thru: 5/31/2025

Object		Object Name	FY25 YTD	FY25 Budget	FY26 Budget	$ Change	% Change
5501000	05	Meeting Expense In-District	$100	$2,000	$2,000	$0	0.00%
5509000	15	Other Conf & Mtg Exp	$345	$0	$500	$500	#Div/0!
Sum of Travel, Meeting, Professional D			*$445*	*$2,000*	*$2,500*	*$500*	*25.00%*
Net Total for AVP of Academic Affairs			*$20,169*	*$4,000*	*$5,300*	*$1,300*	*32.50%*
Dept: 01-2080-201015		***Department Name: VP Student Affairs***					
Salaries							
5101001	00	FT Administrative Staff	$311,321	$312,656	$357,592	$44,936	14.37%
5102001	00	FT Prof/Tech Staff	$163,272	$319,180	$87,453	($231,727)	-72.60%
5103002	15	PT Stipends Fall Sprg Sum	$750	$0	$0	$0	#Num!
5108000	15	Student Employees - WSI	$403,484	$195,000	$250,000	$55,000	28.21%
Sum of Salaries			*$878,827*	*$826,836*	*$695,045*	*($131,791)*	*-15.94%*
Fringe Benefits							
5201001	00	Employer GTL Medical Vision	$71,896	$100,744	$51,767	($48,977)	-48.62%
5209000	55	SURS College Insurance ER Cont	$4,034	$4,458	$4,465	$7	0.16%
5209000	60	Surs Federal Grant Obligation	$0	$0	$0	$0	#Num!
Sum of Fringe Benefits			*$75,930*	*$105,202*	*$56,232*	*($48,970)*	*-46.55%*
Outsourced & Contractual Services							
5309000	20	Other Contractual Services	$44,726	$75,000	$30,000	($45,000)	-60.00%
Sum of Outsourced & Contractual Servi			*$44,726*	*$75,000*	*$30,000*	*($45,000)*	*-60.00%*
Maintenance, Memberships, and Printing & Postage Supplies							
5401001	00	Office Supplies	$2,542	$1,170	$1,170	$0	0.00%
5401009	00	IT Technology Supplies	$0	$0	$15,000	$15,000	#Div/0!
5401009	05	Supplies MCC Store	$2,928	$4,000	$5,000	$1,000	25.00%
5402000	00	Printing	$0	$9,684	$0	($9,684)	-100.00%
5404002	00	Computer Software	$21,547	$0	$5,000	$5,000	#Div/0!
5406000	00	Publications & Dues	$3,627	$4,000	$4,000	$0	0.00%
5408000	05	Food Purchases	$6,342	$6,000	$6,000	$0	0.00%
5409000	00	Other Materials & Supplies	$615	$1,000	$1,000	$0	0.00%
Sum of Maintenance, Memberships, and			*$37,599*	*$25,854*	*$37,170*	*$11,316*	*43.77%*
Travel, Meeting, Professional Development, and Recruitment							
5501000	05	Meeting Expense In-District	$0	$224	$224	$0	0.00%
5502000	10	Out of District Travel	$9,587	$12,000	$20,000	$8,000	66.67%
5509000	15	Other Conf & Mtg Exp	$3,138	$2,100	$2,100	$0	0.00%
Sum of Travel, Meeting, Professional D			*$12,725*	*$14,324*	*$22,324*	*$8,000*	*55.85%*
Scholarships, Student Activities, and Waivers							
5909000	58	Graduation	$47,689	$45,000	$56,000	$11,000	24.44%

Thru: 5/31/2025

Object		Object Name	FY25 YTD	FY25 Budget	FY26 Budget	$ Change	% Change
5909001	00	Rewards and Recognition	$0	$3,400	$1,000	($2,400)	-70.59%
Sum of Scholarships, Student Activities,			*$47,689*	*$48,400*	*$57,000*	*$8,600*	*17.77%*
Net Total for VP Student Affairs			*$1,097,496*	*$1,095,616*	*$897,771*	*($197,845)*	*-18.06%*
Dept: 01-2080-201018		***Department Name: Business, Social Sci. and Public Srv.***					
Salaries							
5101001	00	FT Administrative Staff	$193,406	$121,540	$131,807	$10,267	8.45%
5102001	00	FT Prof/Tech Staff	$12,542	$0	$56,367	$56,367	#Div/0!
Sum of Salaries			*$205,948*	*$121,540*	*$188,174*	*$66,634*	*54.82%*
Fringe Benefits							
5201001	00	Employer GTL Medical Vision	$47,112	$7,956	$44,047	$36,091	453.63%
5209000	55	SURS College Insurance ER Cont	$1,751	$1,824	$989	($835)	-45.78%
Sum of Fringe Benefits			*$48,863*	*$9,780*	*$45,036*	*$35,256*	*360.49%*
Outsourced & Contractual Services							
5309000	20	Other Contractual Services	$14,715	$0	$0	$0	#Num!
Sum of Outsourced & Contractual Servi			*$14,715*	*$0*	*$0*	*$0*	*#Num!*
Maintenance, Memberships, and Printing & Postage Supplies							
5401001	00	Office Supplies	$2,735	$2,500	$3,000	$500	20.00%
5401009	00	IT Technology Supplies	$105	$0	$0	$0	#Num!
5401009	05	Supplies MCC Store	$76	$300	$500	$200	66.67%
5402000	00	Printing	$0	$150	$150	$0	0.00%
5404002	00	Computer Software	$595	$1,000	$1,000	$0	0.00%
5406000	00	Publications & Dues	$709	$2,000	$2,000	$0	0.00%
5407000	00	Advertising	$1,996	$0	$2,000	$2,000	#Div/0!
5409000	00	Other Materials & Supplies	$80	$0	$0	$0	#Num!
Sum of Maintenance, Memberships, and			*$6,296*	*$5,950*	*$8,650*	*$2,700*	*45.38%*
Travel, Meeting, Professional Development, and Recruitment							
5501000	05	Meeting Expense In-District	$3,791	$4,300	$4,300	$0	0.00%
5502000	05	In District Travel	$415	$449	$500	$51	11.36%
5502000	10	Out of District Travel	$3,200	$4,500	$4,500	$0	0.00%
5509000	15	Other Conf & Mtg Exp	$0	$800	$1,500	$700	87.50%
Sum of Travel, Meeting, Professional D			*$7,406*	*$10,049*	*$10,800*	*$751*	*7.47%*
Net Total for Business, Social Sci. and			*$283,228*	*$147,319*	*$252,660*	*$105,341*	*71.51%*
Dept: 01-3010-302010		***Department Name: Recruitment & Admissions***					
Salaries							
5101001	00	FT Administrative Staff	$213,168	$213,725	$258,372	$44,647	20.89%

Thru: 5/31/2025

Object		Object Name	FY25 YTD	FY25 Budget	FY26 Budget	$ Change	% Change
5102001	00	FT Prof/Tech Staff	$64,258	$45,000	$106,713	$61,713	137.14%
5106001	00	FT Clerical Staff	$30,809	$0	$369,574	$369,574	#Div/0!
5106002	00	PT Clerical Staff	$292,377	$247,204	$0	($247,204)	-100.00%
Sum of Salaries			*$600,611*	*$505,929*	*$734,659*	*$228,730*	*45.21%*
Fringe Benefits							
5201001	00	Employer GTL Medical Vision	$125,342	$122,830	$135,614	$12,784	10.41%
5209000	55	SURS College Insurance ER Cont	$5,105	$3,456	$5,508	$2,052	59.38%
Sum of Fringe Benefits			*$130,447*	*$126,286*	*$141,122*	*$14,836*	*11.75%*
Outsourced & Contractual Services							
5309000	20	Other Contractual Services	$3,808	$2,000	$2,000	$0	0.00%
Sum of Outsourced & Contractual Servi			*$3,808*	*$2,000*	*$2,000*	*$0*	*0.00%*
Maintenance, Memberships, and Printing & Postage Supplies							
5401001	00	Office Supplies	$11,289	$11,000	$11,000	$0	0.00%
5401009	05	Supplies MCC Store	$38	$200	$200	$0	0.00%
5402000	00	Printing	$4,265	$1,500	$1,500	$0	0.00%
5404003	00	Postage	$0	$500	$500	$0	0.00%
5406000	00	Publications & Dues	$49	$1,500	$1,500	$0	0.00%
5408000	05	Food Purchases	$4,259	$13,000	$13,000	$0	0.00%
Sum of Maintenance, Memberships, and			*$19,899*	*$27,700*	*$27,700*	*$0*	*0.00%*
Travel, Meeting, Professional Development, and Recruitment							
5501000	05	Meeting Expense In-District	$355	$1,500	$1,500	$0	0.00%
5502000	05	In District Travel	$2,412	$2,000	$1,500	($500)	-25.00%
5502000	10	Out of District Travel	$987	$1,000	$1,000	$0	0.00%
5509000	15	Other Conf & Mtg Exp	$1,996	$1,250	$1,250	$0	0.00%
Sum of Travel, Meeting, Professional D			*$5,749*	*$5,750*	*$5,250*	*($500)*	*-8.70%*
Net Total for Recruitment & Admission			*$760,516*	*$667,665*	*$910,731*	*$243,066*	*36.41%*
Dept: 01-3010-302016		***Department Name: Articulation & Transfer***					
Salaries							
5102001	00	FT Prof/Tech Staff			$73,249		
Sum of Salaries					*$73,249*		
Fringe Benefits							
5201001	00	Employer GTL Medical Vision			$21,541		
Sum of Fringe Benefits					*$21,541*		
Maintenance, Memberships, and Printing & Postage Supplies							
5401002	35	Supplies - General	$0	$200	$200	$0	0.00%

Thru: 5/31/2025

Object		Object Name	FY25 YTD	FY25 Budget	FY26 Budget	$ Change	% Change
5402000	00	Printing	$0	$200	$200	$0	0.00%
5408000	05	Food Purchases	$607	$510	$510	$0	0.00%
Sum of Maintenance, Memberships, and			*$607*	*$910*	*$910*	*$0*	*0.00%*
Travel, Meeting, Professional Development, and Recruitment							
5502000	10	Out of District Travel	$840	$3,257	$3,257	$0	0.00%
Sum of Travel, Meeting, Professional D			*$840*	*$3,257*	*$3,257*	*$0*	*0.00%*
Net Total for Articulation & Transfer			*$1,446*	*$4,167*	*$98,957*	*$94,790*	*2274.78%*
Dept: 01-3010-303016		***Department Name: Orientation***					
Salaries							
5103001	10	FT Stipends Fall Spring Summer	$19,400	$0	$20,000	$20,000	#Div/0!
5103002	15	PT Stipends Fall Sprg Sum	$11,600	$3,136	$3,230	$94	3.00%
Sum of Salaries			*$31,000*	*$3,136*	*$23,230*	*$20,094*	*640.75%*
Fringe Benefits							
5201001	00	Employer GTL Medical Vision	$2,661	$0	$0	$0	#Num!
5209000	55	SURS College Insurance ER Cont	$160	$24	$24	$0	0.00%
Sum of Fringe Benefits			*$2,820*	*$24*	*$24*	*$0*	*0.00%*
Outsourced & Contractual Services							
5309000	20	Other Contractual Services	$5,218	$5,500	$5,500	$0	0.00%
Sum of Outsourced & Contractual Servi			*$5,218*	*$5,500*	*$5,500*	*$0*	*0.00%*
Maintenance, Memberships, and Printing & Postage Supplies							
5401001	00	Office Supplies	$7,300	$7,500	$7,500	$0	0.00%
5401009	05	Supplies MCC Store	$4,691	$7,500	$7,500	$0	0.00%
5402000	00	Printing	$0	$500	$500	$0	0.00%
5404003	00	Postage	$0	$50	$50	$0	0.00%
5406000	00	Publications & Dues	$0	$360	$360	$0	0.00%
5408000	05	Food Purchases	$5,681	$10,898	$10,898	$0	0.00%
Sum of Maintenance, Memberships, and			*$17,672*	*$26,808*	*$26,808*	*$0*	*0.00%*
Travel, Meeting, Professional Development, and Recruitment							
5501000	05	Meeting Expense In-District	$130	$0	$0	$0	#Num!
5502000	10	Out of District Travel	$476	$0	$0	$0	#Num!
5509000	15	Other Conf & Mtg Exp	$0	$2,500	$2,500	$0	0.00%
Sum of Travel, Meeting, Professional D			*$606*	*$2,500*	*$2,500*	*$0*	*0.00%*
Net Total for Orientation			*$57,316*	*$37,968*	*$58,062*	*$20,094*	*52.92%*
Dept: 01-3020-302015		***Department Name: Registration & Records***					

Thru: 5/31/2025

Object		Object Name	FY25 YTD	FY25 Budget	FY26 Budget	$ Change	% Change
Salaries							
5101001	00	FT Administrative Staff	$86,771	$88,065	$98,236	$10,171	11.55%
5102001	00	FT Prof/Tech Staff	$183,621	$231,622	$229,837	($1,785)	-0.77%
5102002	00	PT Prof/Technical Staff	$29,771	$27,958	$36,563	$8,605	30.78%
5106001	00	FT Clerical Staff	$116,527	$114,683	$181,353	$66,670	58.13%
5106002	00	PT Clerical Staff	$47,276	$57,331	$0	($57,331)	-100.00%
Sum of Salaries			*$463,966*	*$519,659*	*$545,989*	*$26,330*	*5.07%*
Fringe Benefits							
5201001	00	Employer GTL Medical Vision	$95,984	$124,094	$102,019	($22,075)	-17.79%
5209000	55	SURS College Insurance ER Cont	$3,691	$3,521	$4,094	$573	16.27%
Sum of Fringe Benefits			*$99,675*	*$127,615*	*$106,113*	*($21,502)*	*-16.85%*
Outsourced & Contractual Services							
5304000	10	Contract Maintenance Services	$4,250	$4,500	$4,500	$0	0.00%
5309000	20	Other Contractual Services	$17,309	$32,500	$34,500	$2,000	6.15%
Sum of Outsourced & Contractual Servi			*$21,560*	*$37,000*	*$39,000*	*$2,000*	*5.41%*
Maintenance, Memberships, and Printing & Postage Supplies							
5401001	00	Office Supplies	$1,244	$2,700	$2,200	($500)	-18.52%
5401009	05	Supplies MCC Store	$0	$315	$0	($315)	-100.00%
5402000	00	Printing	$0	$25	$0	($25)	-100.00%
5404002	00	Computer Software	$73	$226	$115	($111)	-49.12%
5406000	00	Publications & Dues	$1,790	$2,036	$1,970	($66)	-3.24%
Sum of Maintenance, Memberships, and			*$3,107*	*$5,302*	*$4,285*	*($1,017)*	*-19.18%*
Travel, Meeting, Professional Development, and Recruitment							
5501000	05	Meeting Expense In-District	($603)	$0	$0	$0	#Num!
5502000	10	Out of District Travel	$2,560	$2,200	$2,800	$600	27.27%
5509000	15	Other Conf & Mtg Exp	$215	$440	$0	($440)	-100.00%
Sum of Travel, Meeting, Professional D			*$2,172*	*$2,640*	*$2,800*	*$160*	*6.06%*
Net Total for Registration & Records			*$590,480*	*$692,216*	*$698,187*	*$5,971*	*0.86%*

Dept: 01-3020-302020 Department Name: Advising

Salaries							
5101001	00	FT Administrative Staff	$11,156	$0	$99,581	$99,581	#Div/0!
5102001	00	FT Prof/Tech Staff	$596,128	$618,414	$596,855	($21,559)	-3.49%
Sum of Salaries			*$607,284*	*$618,414*	*$696,436*	*$78,022*	*12.62%*
Fringe Benefits							
5201001	00	Employer GTL Medical Vision	$151,814	$156,616	$169,893	$13,277	8.48%
5209000	55	SURS College Insurance ER Cont	$5,162	$4,641	$5,223	$582	12.54%

Object		Object Name	FY25 YTD	FY25 Budget	FY26 Budget	$ Change	% Change
Sum of Fringe Benefits			*$156,976*	*$161,257*	*$175,116*	*$13,859*	*8.59%*
Maintenance, Memberships, and Printing & Postage Supplies							
5401001	00	Office Supplies	$3,181	$1,000	$5,675	$4,675	467.50%
5401009	05	Supplies MCC Store	$8	$400	$400	$0	0.00%
5402000	00	Printing	$0	$675	$0	($675)	-100.00%
5406000	00	Publications & Dues	$1,485	$450	$1,500	$1,050	233.33%
5408000	05	Food Purchases	$77	$300	$300	$0	0.00%
Sum of Maintenance, Memberships, and			*$4,751*	*$2,825*	*$7,875*	*$5,050*	*178.76%*
Travel, Meeting, Professional Development, and Recruitment							
5501000	05	Meeting Expense In-District	$167	$150	$150	$0	0.00%
5502000	05	In District Travel	$1,500	$0	$0	$0	#Num!
5502000	10	Out of District Travel	$932	$0	$0	$0	#Num!
5509000	15	Other Conf & Mtg Exp	$90	$5,000	$1,000	($4,000)	-80.00%
Sum of Travel, Meeting, Professional D			*$2,690*	*$5,150*	*$1,150*	*($4,000)*	*-77.67%*
Net Total for Advising			*$771,700*	*$787,646*	*$880,577*	*$92,931*	*11.80%*
Dept: 01-3020-303010		***Department Name: Counseling***					
Salaries							
5103002	15	PT Stipends Fall Sprg Sum	$7,925	$18,924	$19,492	$568	3.00%
Sum of Salaries			*$7,925*	*$18,924*	*$19,492*	*$568*	*3.00%*
Fringe Benefits							
5201001	00	Employer GTL Medical Vision	$726	$0	$0	$0	#Num!
5209000	55	SURS College Insurance ER Cont	$29	$142	$146	$4	2.82%
Sum of Fringe Benefits			*$755*	*$142*	*$146*	*$4*	*2.82%*
Net Total for Counseling			*$8,680*	*$19,066*	*$19,638*	*$572*	*3.00%*
Dept: 01-3020-303012		***Department Name: Assessment***					
Salaries							
5103001	10	FT Stipends Fall Spring Summer	$4,300	$0	$0	$0	#Num!
5103002	15	PT Stipends Fall Sprg Sum	$16,200	$0	$0	$0	#Num!
Sum of Salaries			*$20,500*	*$0*	*$0*	*$0*	*#Num!*
Fringe Benefits							
5201001	00	Employer GTL Medical Vision	$997	$0	$0	$0	#Num!
5209000	55	SURS College Insurance ER Cont	$37	$0	$0	$0	#Num!
Sum of Fringe Benefits			*$1,033*	*$0*	*$0*	*$0*	*#Num!*
Net Total for Assessment			*$21,533*	*$0*	*$0*	*$0*	*#Num!*

Thru: 5/31/2025

Object		Object Name	FY25 YTD	FY25 Budget	FY26 Budget	$ Change	% Change
Dept: 01-3020-303018		**Department Name: Testing Center**					
Salaries							
5102001	00	FT Prof/Tech Staff	$105,573	$102,754	$129,621	$26,867	26.15%
5106002	00	PT Clerical Staff	$57,373	$56,694	$71,651	$14,957	26.38%
Sum of Salaries			*$162,947*	*$159,448*	*$201,272*	*$41,824*	*26.23%*
Fringe Benefits							
5201001	00	Employer GTL Medical Vision	$8,246	$8,452	$8,693	$241	2.85%
5209000	55	SURS College Insurance ER Cont	$897	$1,196	$1,509	$313	26.17%
Sum of Fringe Benefits			*$9,144*	*$9,648*	*$10,202*	*$554*	*5.74%*
Outsourced & Contractual Services							
5304000	10	Contract Maintenance Services	$0	$250	$0	($250)	-100.00%
5306000	00	Office Services	$400	$250	$0	($250)	-100.00%
5309000	20	Other Contractual Services	$29,748	$40,000	$35,000	($5,000)	-12.50%
Sum of Outsourced & Contractual Servi			*$30,148*	*$40,500*	*$35,000*	*($5,500)*	*-13.58%*
Maintenance, Memberships, and Printing & Postage Supplies							
5401001	00	Office Supplies	$1,998	$2,500	$2,500	$0	0.00%
5401002	15	Supplies - Testing	$0	$450	$500	$50	11.11%
5401009	05	Supplies MCC Store	$0	$50	$100	$50	100.00%
5402000	00	Printing	$0	$100	$50	($50)	-50.00%
5406000	00	Publications & Dues	$0	$900	$1,000	$100	11.11%
Sum of Maintenance, Memberships, and			*$1,998*	*$4,000*	*$4,150*	*$150*	*3.75%*
Travel, Meeting, Professional Development, and Recruitment							
5502000	05	In District Travel	$0	$100	$100	$0	0.00%
5502000	10	Out of District Travel	$1,378	$2,500	$2,500	$0	0.00%
5509000	15	Other Conf & Mtg Exp	$428	$250	$250	$0	0.00%
Sum of Travel, Meeting, Professional D			*$1,806*	*$2,850*	*$2,850*	*$0*	*0.00%*
Net Total for Testing Center			*$206,041*	*$216,446*	*$253,474*	*$37,028*	*17.11%*
Dept: 01-3020-303024		**Department Name: Career Services**					
Salaries							
5102001	00	FT Prof/Tech Staff	$61,119	$0	$76,047	$76,047	#Div/0!
5106001	00	FT Clerical Staff	$45,243	$100,676	$53,946	($46,730)	-46.42%
Sum of Salaries			*$106,363*	*$100,676*	*$129,993*	*$29,317*	*29.12%*
Fringe Benefits							
5201001	00	Employer GTL Medical Vision	$35,232	$33,362	$37,602	$4,240	12.71%
5209000	55	SURS College Insurance ER Cont	$904	$343	$975	$632	184.26%

Thru: 5/31/2025

Object		Object Name	FY25 YTD	FY25 Budget	FY26 Budget	$ Change	% Change
Sum of Fringe Benefits			*$36,136*	*$33,705*	*$38,577*	*$4,872*	*14.45%*
Outsourced & Contractual Services							
5309000	20	Other Contractual Services	$11,875	$22,500	$22,500	$0	0.00%
Sum of Outsourced & Contractual Servi			*$11,875*	*$22,500*	*$22,500*	*$0*	*0.00%*
Maintenance, Memberships, and Printing & Postage Supplies							
5401001	00	Office Supplies	$214	$0	$0	$0	#Num!
5401009	00	IT Technology Supplies	$947	$0	$0	$0	#Num!
5401009	05	Supplies MCC Store	$14	$100	$100	$0	0.00%
5402000	00	Printing	$517	$0	$0	$0	#Num!
5406000	00	Publications & Dues	$0	$175	$175	$0	0.00%
Sum of Maintenance, Memberships, and			*$1,692*	*$275*	*$275*	*$0*	*0.00%*
Travel, Meeting, Professional Development, and Recruitment							
5502000	05	In District Travel	$0	$200	$200	$0	0.00%
5502000	10	Out of District Travel	$97	$0	$0	$0	#Num!
5509000	25	Job/College Fair	$4,291	$6,000	$6,000	$0	0.00%
Sum of Travel, Meeting, Professional D			*$4,388*	*$6,200*	*$6,200*	*$0*	*0.00%*
Net Total for Career Services			*$160,453*	*$163,356*	*$197,545*	*$34,189*	*20.93%*
Dept: 01-3020-303026		***Department Name: Workforce Services***					
Salaries							
5106002	00	PT Clerical Staff	$33,230	$37,278	$38,396	$1,118	3.00%
Sum of Salaries			*$33,230*	*$37,278*	*$38,396*	*$1,118*	*3.00%*
Fringe Benefits							
5209000	55	SURS College Insurance ER Cont	$0	$280	$288	$8	2.86%
Sum of Fringe Benefits			*$0*	*$280*	*$288*	*$8*	*2.86%*
Maintenance, Memberships, and Printing & Postage Supplies							
5401001	00	Office Supplies	$0	$2,000	$0	($2,000)	-100.00%
Sum of Maintenance, Memberships, and			*$0*	*$2,000*	*$0*	*($2,000)*	*-100.00%*
Travel, Meeting, Professional Development, and Recruitment							
5501000	05	Meeting Expense In-District	$0	$2,000	$0	($2,000)	-100.00%
Sum of Travel, Meeting, Professional D			*$0*	*$2,000*	*$0*	*($2,000)*	*-100.00%*
Net Total for Workforce Services			*$33,230*	*$41,558*	*$38,684*	*($2,874)*	*-6.92%*
Dept: 01-3020-303034		***Department Name: Access & Disability Services***					
Salaries							

Thru: 5/31/2025

Object		Object Name	FY25 YTD	FY25 Budget	FY26 Budget	$ Change	% Change
5101001	00	FT Administrative Staff	$186,685	$177,609	$96,890	($80,719)	-45.45%
5102001	00	FT Prof/Tech Staff	$75,513	$63,051	$219,136	$156,085	247.55%
5102002	00	PT Prof/Technical Staff	$115,867	$52	$69,191	$69,139	132959.62%
Sum of Salaries			*$378,065*	*$240,712*	*$385,217*	*$144,505*	*60.03%*
Fringe Benefits							
5201001	00	Employer GTL Medical Vision	$31,387	$57,823	$33,881	($23,942)	-41.41%
5209000	55	SURS College Insurance ER Cont	$2,229	$1,355	$2,889	$1,534	113.21%
Sum of Fringe Benefits			*$33,615*	*$59,178*	*$36,770*	*($22,408)*	*-37.87%*
Outsourced & Contractual Services							
5309000	20	Other Contractual Services	$15,401	$10,000	$12,500	$2,500	25.00%
Sum of Outsourced & Contractual Servi			*$15,401*	*$10,000*	*$12,500*	*$2,500*	*25.00%*
Maintenance, Memberships, and Printing & Postage Supplies							
5401001	00	Office Supplies	$64	$500	$500	$0	0.00%
5401009	00	IT Technology Supplies	$2,050	$2,000	$3,000	$1,000	50.00%
5401009	05	Supplies MCC Store	$195	$263	$263	$0	0.00%
5402000	00	Printing	$0	$100	$100	$0	0.00%
5406000	00	Publications & Dues	$491	$800	$800	$0	0.00%
5409000	00	Other Materials & Supplies	$3,270	$5,022	$4,022	($1,000)	-19.91%
Sum of Maintenance, Memberships, and			*$6,070*	*$8,685*	*$8,685*	*$0*	*0.00%*
Travel, Meeting, Professional Development, and Recruitment							
5501000	05	Meeting Expense In-District	$91	$600	$600	$0	0.00%
5502000	05	In District Travel	$44	$0	$0	$0	#Num!
5502000	10	Out of District Travel	$746	$2,000	$3,000	$1,000	50.00%
5509000	15	Other Conf & Mtg Exp	$1,221	$500	$500	$0	0.00%
Sum of Travel, Meeting, Professional D			*$2,101*	*$3,100*	*$4,100*	*$1,000*	*32.26%*
Net Total for Access & Disability Servi			*$435,253*	*$321,675*	*$447,272*	*$125,597*	*39.04%*
Dept: 01-3020-303036		***Department Name: Deaf Services***					
Outsourced & Contractual Services							
5309000	20	Other Contractual Services	$77,828	$151,000	$151,000	$0	0.00%
Sum of Outsourced & Contractual Servi			*$77,828*	*$151,000*	*$151,000*	*$0*	*0.00%*
Maintenance, Memberships, and Printing & Postage Supplies							
5409000	00	Other Materials & Supplies	$40	$0	$0	$0	#Num!
Sum of Maintenance, Memberships, and			*$40*	*$0*	*$0*	*$0*	*#Num!*
Net Total for Deaf Services			*$77,868*	*$151,000*	*$151,000*	*$0*	*0.00%*

Thru: 5/31/2025

Object		Object Name	FY25 YTD	FY25 Budget	FY26 Budget	$ Change	% Change
Dept: 01-3020-303060		**Department Name: Success Coach**					
Salaries							
5102001	00	FT Prof/Tech Staff	$167,044	$157,924	$280,354	$122,430	77.52%
Sum of Salaries			*$167,044*	*$157,924*	*$280,354*	*$122,430*	*77.52%*
Fringe Benefits							
5201001	00	Employer GTL Medical Vision	$50,380	$51,357	$64,509	$13,152	25.61%
5209000	55	SURS College Insurance ER Cont	$1,420	$1,185	$1,524	$339	28.61%
Sum of Fringe Benefits			*$51,800*	*$52,542*	*$66,033*	*$13,491*	*25.68%*
Outsourced & Contractual Services							
5304000	05	Contractual Services	$0	$500	$500	$0	0.00%
Sum of Outsourced & Contractual Servi			*$0*	*$500*	*$500*	*$0*	*0.00%*
Maintenance, Memberships, and Printing & Postage Supplies							
5401001	00	Office Supplies	$4,272	$1,000	$6,000	$5,000	500.00%
5401009	05	Supplies MCC Store	$27	$500	$500	$0	0.00%
5402000	00	Printing	$180	$500	$500	$0	0.00%
5406000	00	Publications & Dues	$0	$150	$150	$0	0.00%
5408000	05	Food Purchases	$3,166	$4,000	$4,000	$0	0.00%
5409000	00	Other Materials & Supplies	$1,561	$250	$500	$250	100.00%
Sum of Maintenance, Memberships, and			*$9,206*	*$6,400*	*$11,650*	*$5,250*	*82.03%*
Travel, Meeting, Professional Development, and Recruitment							
5501000	05	Meeting Expense In-District	$0	$50	$50	$0	0.00%
5502000	10	Out of District Travel	$420	$0	$0	$0	#Num!
5509000	15	Other Conf & Mtg Exp	$0	$5,000	$1,000	($4,000)	-80.00%
Sum of Travel, Meeting, Professional D			*$420*	*$5,050*	*$1,050*	*($4,000)*	*-79.21%*
Net Total for Success Coach			*$228,469*	*$222,416*	*$359,587*	*$137,171*	*61.67%*
Dept: 01-3020-303070		**Department Name: Student Engagement & Support**					
Salaries							
5101001	00	FT Administrative Staff	$10,854	$0	$96,890	$96,890	#Div/0!
5102001	00	FT Prof/Tech Staff	$65,134	$95,000	$0	($95,000)	-100.00%
Sum of Salaries			*$75,988*	*$95,000*	*$96,890*	*$1,890*	*1.99%*
Fringe Benefits							
5201001	00	Employer GTL Medical Vision	$17,898	$25,000	$21,731	($3,269)	-13.08%
5209000	55	SURS College Insurance ER Cont	$646	$0	$727	$727	#Div/0!
Sum of Fringe Benefits			*$18,544*	*$25,000*	*$22,458*	*($2,542)*	*-10.17%*

Thru: 5/31/2025

Object		Object Name	FY25 YTD	FY25 Budget	FY26 Budget	$ Change	% Change
Outsourced & Contractual Services							
5309000	20	Other Contractual Services	$1,035	$2,560	$2,560	$0	0.00%
Sum of Outsourced & Contractual Servi			*$1,035*	*$2,560*	*$2,560*	*$0*	*0.00%*
Maintenance, Memberships, and Printing & Postage Supplies							
5401001	00	Office Supplies	$752	$100	$100	$0	0.00%
5401009	05	Supplies MCC Store	$0	$200	$200	$0	0.00%
5402000	00	Printing	$0	$270	$270	$0	0.00%
5406000	00	Publications & Dues	$0	$200	$200	$0	0.00%
5408000	05	Food Purchases	$576	$2,000	$2,000	$0	0.00%
Sum of Maintenance, Memberships, and			*$1,327*	*$2,770*	*$2,770*	*$0*	*0.00%*
Travel, Meeting, Professional Development, and Recruitment							
5501000	05	Meeting Expense In-District	$45	$681	$681	$0	0.00%
5502000	05	In District Travel	$0	$68	$68	$0	0.00%
5502000	10	Out of District Travel	$1,455	$1,000	$1,000	$0	0.00%
5509000	15	Other Conf & Mtg Exp	$973	$0	$0	$0	#Num!
Sum of Travel, Meeting, Professional D			*$2,473*	*$1,749*	*$1,749*	*$0*	*0.00%*
Net Total for Student Engagement & S			*$99,367*	*$127,079*	*$126,427*	*($652)*	*-0.51%*
Dept: 01-3040-302025		***Department Name: Financial Aid***					
Salaries							
5101001	00	FT Administrative Staff	$88,437	$92,382	$103,619	$11,237	12.16%
5102001	00	FT Prof/Tech Staff	$252,545	$270,656	$363,351	$92,695	34.25%
5106001	00	FT Clerical Staff	$42,130	$49,854	$0	($49,854)	-100.00%
Sum of Salaries			*$383,112*	*$412,892*	*$466,970*	*$54,078*	*13.10%*
Fringe Benefits							
5201001	00	Employer GTL Medical Vision	$104,912	$128,932	$118,625	($10,307)	-7.99%
5209000	55	SURS College Insurance ER Cont	$3,257	$3,097	$3,502	$405	13.08%
Sum of Fringe Benefits			*$108,169*	*$132,029*	*$122,127*	*($9,902)*	*-7.50%*
Outsourced & Contractual Services							
5309000	20	Other Contractual Services	$6,095	$13,500	$13,500	$0	0.00%
Sum of Outsourced & Contractual Servi			*$6,095*	*$13,500*	*$13,500*	*$0*	*0.00%*
Maintenance, Memberships, and Printing & Postage Supplies							
5401001	00	Office Supplies	$332	$1,000	$1,000	$0	0.00%
5401009	05	Supplies MCC Store	$0	$1,200	$1,200	$0	0.00%
5402000	00	Printing	$0	$100	$100	$0	0.00%
5404003	00	Postage	$120	$400	$250	($150)	-37.50%
5406000	00	Publications & Dues	$3,539	$5,350	$5,500	$150	2.80%

Object		Object Name	FY25 YTD	FY25 Budget	FY26 Budget	$ Change	% Change
Sum of Maintenance, Memberships, and			*$3,991*	*$8,050*	*$8,050*	*$0*	*0.00%*
Travel, Meeting, Professional Development, and Recruitment							
5501000	05	Meeting Expense In-District	$521	$1,000	$1,000	$0	0.00%
5502000	05	In District Travel	$0	$400	$400	$0	0.00%
5502000	10	Out of District Travel	$1,521	$3,000	$3,000	$0	0.00%
5509000	15	Other Conf & Mtg Exp	$521	$500	$500	$0	0.00%
Sum of Travel, Meeting, Professional D			*$2,563*	*$4,900*	*$4,900*	*$0*	*0.00%*
Net Total for Financial Aid			*$503,930*	*$571,371*	*$615,547*	*$44,176*	*7.73%*
Dept: 01-3060-303030		***Department Name: Phi Theta Kappa***					
Salaries							
5103004	20	Non-Instructional Overload	$4,414	$14,480	$14,480	$0	0.00%
Sum of Salaries			*$4,414*	*$14,480*	*$14,480*	*$0*	*0.00%*
Fringe Benefits							
5201001	00	Employer GTL Medical Vision	$678	$0	$0	$0	#Num!
5209000	55	SURS College Insurance ER Cont	$38	$0	$0	$0	#Num!
Sum of Fringe Benefits			*$716*	*$0*	*$0*	*$0*	*#Num!*
Maintenance, Memberships, and Printing & Postage Supplies							
5401001	00	Office Supplies	$409	$150	$400	$250	166.67%
5401009	05	Supplies MCC Store	$0	$100	$100	$0	0.00%
5402000	00	Printing	$419	$100	$100	$0	0.00%
5409000	00	Other Materials & Supplies	$119	$0	$0	$0	#Num!
Sum of Maintenance, Memberships, and			*$946*	*$350*	*$600*	*$250*	*71.43%*
Travel, Meeting, Professional Development, and Recruitment							
5502000	10	Out of District Travel	$3,658	$8,000	$8,000	$0	0.00%
5509000	15	Other Conf & Mtg Exp	$6,178	$7,500	$7,500	$0	0.00%
Sum of Travel, Meeting, Professional D			*$9,836*	*$15,500*	*$15,500*	*$0*	*0.00%*
Scholarships, Student Activities, and Waivers							
5909000	12	Phi Theta Kappa	$0	$500	$500	$0	0.00%
Sum of Scholarships, Student Activities,			*$0*	*$500*	*$500*	*$0*	*0.00%*
Net Total for Phi Theta Kappa			*$15,912*	*$30,830*	*$31,080*	*$250*	*0.81%*
Dept: 01-3060-303032		***Department Name: Honors***					
Salaries							
5103004	20	Non-Instructional Overload	$5,974	$0	$0	$0	#Num!

Thru: 5/31/2025

Object		Object Name	FY25 YTD	FY25 Budget	FY26 Budget	$ Change	% Change
Sum of Salaries			*$5,974*	*$0*	*$0*	*$0*	*#Num!*
Fringe Benefits							
5201001	00	Employer GTL Medical Vision	$457	$0	$0	$0	#Num!
5209000	55	SURS College Insurance ER Cont	$51	$0	$0	$0	#Num!
Sum of Fringe Benefits			*$507*	*$0*	*$0*	*$0*	*#Num!*
Net Total for Honors			*$6,482*	*$0*	*$0*	*$0*	*#Num!*
Dept: 01-3060-303038		***Department Name: Office of Student Inclusion & Diversity***					
Salaries							
5102001	00	FT Prof/Tech Staff	$56,341	$57,011	$68,671	$11,660	20.45%
Sum of Salaries			*$56,341*	*$57,011*	*$68,671*	*$11,660*	*20.45%*
Fringe Benefits							
5201001	00	Employer GTL Medical Vision	$20,488	$30,841	$21,795	($9,046)	-29.33%
5209000	55	SURS College Insurance ER Cont	$479	$428	$515	$87	20.33%
Sum of Fringe Benefits			*$20,966*	*$31,269*	*$22,310*	*($8,959)*	*-28.65%*
Outsourced & Contractual Services							
5309000	20	Other Contractual Services	$2,623	$29,487	$0	($29,487)	-100.00%
Sum of Outsourced & Contractual Servi			*$2,623*	*$29,487*	*$0*	*($29,487)*	*-100.00%*
Maintenance, Memberships, and Printing & Postage Supplies							
5401001	00	Office Supplies	$2,704	$2,000	$2,000	$0	0.00%
5401009	05	Supplies MCC Store	($191)	$500	$750	$250	50.00%
5402000	00	Printing	$0	$1,000	$750	($250)	-25.00%
5406000	00	Publications & Dues	$387	$1,500	$1,500	$0	0.00%
5408000	05	Food Purchases	$4,752	$13,500	$12,000	($1,500)	-11.11%
Sum of Maintenance, Memberships, and			*$7,651*	*$18,500*	*$17,000*	*($1,500)*	*-8.11%*
Travel, Meeting, Professional Development, and Recruitment							
5501000	05	Meeting Expense In-District	$190	$120	$200	$80	66.67%
5502000	05	In District Travel	$0	$300	$300	$0	0.00%
5502000	10	Out of District Travel	$2,165	$0	$500	$500	#Div/0!
5509000	15	Other Conf & Mtg Exp	$12,452	$10,513	$3,000	($7,513)	-71.46%
Sum of Travel, Meeting, Professional D			*$14,807*	*$10,933*	*$4,000*	*($6,933)*	*-63.41%*
Net Total for Office of Student Inclusio			*$102,388*	*$147,200*	*$111,981*	*($35,219)*	*-23.93%*
Dept: 01-3060-303039		***Department Name: Student Veteran Resource Center***					
Maintenance, Memberships, and Printing & Postage Supplies							
5401001	00	Office Supplies	$0	$300	$300	$0	0.00%

Object	Object Name	FY25 YTD	FY25 Budget	FY26 Budget	$ Change	% Change
5402000	00 Printing	$0	$50	$50	$0	0.00%
5408000	05 Food Purchases	$0	$650	$1,000	$350	53.85%
Sum of Maintenance, Memberships, and		*$0*	*$1,000*	*$1,350*	*$350*	*35.00%*
Travel, Meeting, Professional Development, and Recruitment						
5502000	05 In District Travel	$0	$45	$250	$205	455.56%
Sum of Travel, Meeting, Professional D		*$0*	*$45*	*$250*	*$205*	*455.56%*
Net Total for Student Veteran Resource		*$0*	*$1,045*	*$1,600*	*$555*	*53.11%*
Dept: 01-3060-303040	***Department Name: Literary Magazine***					
Salaries						
5103001	10 FT Stipends Fall Spring Summer	$2,750	$0	$0	$0	#Num!
Sum of Salaries		*$2,750*	*$0*	*$0*	*$0*	*#Num!*
Fringe Benefits						
5201001	00 Employer GTL Medical Vision	$334	$0	$0	$0	#Num!
5209000	55 SURS College Insurance ER Cont	$23	$0	$0	$0	#Num!
Sum of Fringe Benefits		*$358*	*$0*	*$0*	*$0*	*#Num!*
Outsourced & Contractual Services						
5309000	20 Other Contractual Services	$900	$900	$900	$0	0.00%
Sum of Outsourced & Contractual Servi		*$900*	*$900*	*$900*	*$0*	*0.00%*
Maintenance, Memberships, and Printing & Postage Supplies						
5402000	00 Printing	$5,398	$5,398	$5,398	$0	0.00%
Sum of Maintenance, Memberships, and		*$5,398*	*$5,398*	*$5,398*	*$0*	*0.00%*
Net Total for Literary Magazine		*$9,406*	*$6,298*	*$6,298*	*$0*	*0.00%*
Dept: 01-3060-303042	***Department Name: Student Life***					
Salaries						
5102001	00 FT Prof/Tech Staff	$27,180	$59,724	$61,516	$1,792	3.00%
5103001	10 FT Stipends Fall Spring Summer	$150	$0	$0	$0	#Num!
Sum of Salaries		*$27,330*	*$59,724*	*$61,516*	*$1,792*	*3.00%*
Fringe Benefits						
5201001	00 Employer GTL Medical Vision	$10,181	$22,280	$28,000	$5,720	25.67%
5209000	55 SURS College Insurance ER Cont	$232	$448	$0	($448)	-100.00%
Sum of Fringe Benefits		*$10,414*	*$22,728*	*$28,000*	*$5,272*	*23.20%*
Outsourced & Contractual Services						
5309000	20 Other Contractual Services	$16,456	$42,000	$0	($42,000)	-100.00%

Thru: 5/31/2025

Object		Object Name	FY25 YTD	FY25 Budget	FY26 Budget	$ Change	% Change
Sum of Outsourced & Contractual Servi			*$16,456*	*$42,000*	*$0*	*($42,000)*	*-100.00%*
Maintenance, Memberships, and Printing & Postage Supplies							
5401001	00	Office Supplies	$6,412	$10,944	$0	($10,944)	-100.00%
5401009	00	IT Technology Supplies	$1,905	$0	$0	$0	#Num!
5401009	05	Supplies MCC Store	$787	$2,849	$0	($2,849)	-100.00%
5402000	00	Printing	$0	$1,170	$0	($1,170)	-100.00%
5406000	00	Publications & Dues	$2,220	$5,098	$0	($5,098)	-100.00%
5408000	05	Food Purchases	$16,583	$15,000	$15,000	$0	0.00%
5409000	00	Other Materials & Supplies	$9,102	$0	$0	$0	#Num!
Sum of Maintenance, Memberships, and			*$37,010*	*$35,061*	*$15,000*	*($20,061)*	*-57.22%*
Travel, Meeting, Professional Development, and Recruitment							
5501000	05	Meeting Expense In-District	$45	$1,621	$1,500	($121)	-7.46%
5502000	10	Out of District Travel	$1,017	$3,230	$3,000	($230)	-7.12%
5509000	15	Other Conf & Mtg Exp	$1,049	$2,634	$2,500	($134)	-5.09%
Sum of Travel, Meeting, Professional D			*$2,111*	*$7,485*	*$7,000*	*($485)*	*-6.48%*
Net Total for Student Life			*$93,320*	*$166,998*	*$111,516*	*($55,482)*	*-33.22%*
Dept: 01-3060-303044 Department Name: Student Senate							
Outsourced & Contractual Services							
5309000	20	Other Contractual Services	$2,420	$2,500	$2,250	($250)	-10.00%
Sum of Outsourced & Contractual Servi			*$2,420*	*$2,500*	*$2,250*	*($250)*	*-10.00%*
Maintenance, Memberships, and Printing & Postage Supplies							
5401001	00	Office Supplies	$1,006	$300	$400	$100	33.33%
5402000	00	Printing	$0	$200	$200	$0	0.00%
5406000	00	Publications & Dues	$0	$200	$200	$0	0.00%
5408000	05	Food Purchases	$1,602	$2,003	$2,003	$0	0.00%
Sum of Maintenance, Memberships, and			*$2,608*	*$2,703*	*$2,803*	*$100*	*3.70%*
Travel, Meeting, Professional Development, and Recruitment							
5501000	05	Meeting Expense In-District	$0	$1,580	$1,580	$0	0.00%
Sum of Travel, Meeting, Professional D			*$0*	*$1,580*	*$1,580*	*$0*	*0.00%*
Net Total for Student Senate			*$5,028*	*$6,783*	*$6,633*	*($150)*	*-2.21%*
Dept: 01-3060-303046 Department Name: Student Activity							
Outsourced & Contractual Services							
5309000	20	Other Contractual Services	$3,888	$24,000	$24,000	$0	0.00%
Sum of Outsourced & Contractual Servi			*$3,888*	*$24,000*	*$24,000*	*$0*	*0.00%*

Thru: 5/31/2025

Object		Object Name	FY25 YTD	FY25 Budget	FY26 Budget	$ Change	% Change
Maintenance, Memberships, and Printing & Postage Supplies							
5401001	00	Office Supplies	$0	$400	$400	$0	0.00%
5408000	05	Food Purchases	$2,311	$0	$0	$0	#Num!
5409000	00	Other Materials & Supplies	$0	$1,000	$850	($150)	-15.00%
Sum of Maintenance, Memberships, and			*$2,311*	*$1,400*	*$1,250*	*($150)*	*-10.71%*
Travel, Meeting, Professional Development, and Recruitment							
5509000	15	Other Conf & Mtg Exp	$450	$0	$0	$0	#Num!
Sum of Travel, Meeting, Professional D			*$450*	*$0*	*$0*	*$0*	*#Num!*
Net Total for Student Activity			*$6,649*	*$25,400*	*$25,250*	*($150)*	*-0.59%*
Dept: 01-3080-302040		***Department Name: Veterans Affairs***					
Outsourced & Contractual Services							
5309000	10	Insurance Consultant	$0	$1,374	$0	($1,374)	-100.00%
Sum of Outsourced & Contractual Servi			*$0*	*$1,374*	*$0*	*($1,374)*	*-100.00%*
Travel, Meeting, Professional Development, and Recruitment							
5502000	10	Out of District Travel	$500	$0	$0	$0	#Num!
Sum of Travel, Meeting, Professional D			*$500*	*$0*	*$0*	*$0*	*#Num!*
Net Total for Veterans Affairs			*$500*	*$1,374*	*$0*	*($1,374)*	*-100.00%*
Dept: 01-3080-303017		***Department Name: New Student Welcome***					
Outsourced & Contractual Services							
5309000	20	Other Contractual Services	$0	$5,000	$5,000	$0	0.00%
Sum of Outsourced & Contractual Servi			*$0*	*$5,000*	*$5,000*	*$0*	*0.00%*
Maintenance, Memberships, and Printing & Postage Supplies							
5401001	00	Office Supplies	$220	$1,000	$1,000	$0	0.00%
5401002	35	Supplies - General	$0	$500	$500	$0	0.00%
5401009	05	Supplies MCC Store	$0	$500	$500	$0	0.00%
5408000	05	Food Purchases	$5,608	$10,000	$10,000	$0	0.00%
Sum of Maintenance, Memberships, and			*$5,828*	*$12,000*	*$12,000*	*$0*	*0.00%*
Net Total for New Student Welcome			*$5,828*	*$17,000*	*$17,000*	*$0*	*0.00%*
Dept: 01-3080-904147		***Department Name: Pathways to Persistence & Grad***					
Salaries							
5101001	00	FT Administrative Staff	$84,825	$0	$102,273	$102,273	#Div/0!
Sum of Salaries			*$84,825*	*$0*	*$102,273*	*$102,273*	*#Div/0!*

Thru: 5/31/2025

Object		Object Name	FY25 YTD	FY25 Budget	FY26 Budget	$ Change	% Change
Fringe Benefits							
5201001	00	Employer GTL Medical Vision	$19,471	$0	$25,878	$25,878	#Div/0!
5209000	55	SURS College Insurance ER Cont	$721	$0	$0	$0	#Num!
Sum of Fringe Benefits			*$20,192*	*$0*	*$25,878*	*$25,878*	*#Div/0!*
Outsourced & Contractual Services							
5309000	20	Other Contractual Services			$3,000		
Sum of Outsourced & Contractual Servi					*$3,000*		
Maintenance, Memberships, and Printing & Postage Supplies							
5401001	00	Office Supplies			$200		
5401009	05	Supplies MCC Store			$500		
5406000	00	Publications & Dues			$150		
5408000	05	Food Purchases			$2,000		
Sum of Maintenance, Memberships, and					*$2,850*		
Travel, Meeting, Professional Development, and Recruitment							
5509000	15	Other Conf & Mtg Exp			$1,000		
Sum of Travel, Meeting, Professional D					*$1,000*		
Fixed Charges, Rental, Property Insurance, and Debt Retirement							
5606002	05	Subscription Retirements	$57,600	$0	$0	$0	#Num!
Sum of Fixed Charges, Rental, Property			*$57,600*	*$0*	*$0*	*$0*	*#Num!*
Net Total for Pathways to Persistence			*$162,617*	*$0*	*$135,001*	*$135,001*	*#Div/0!*
Dept: 01-3090-303043		***Department Name: Student Advocacy***					
Salaries							
5101001	00	FT Administrative Staff	$0	$0	$0	$0	#Num!
5102001	00	FT Prof/Tech Staff	$61,119	$60,770	$76,047	$15,277	25.14%
Sum of Salaries			*$61,119*	*$60,770*	*$76,047*	*$15,277*	*25.14%*
Fringe Benefits							
5201001	00	Employer GTL Medical Vision	$3,401	$51,289	$28,707	($22,582)	-44.03%
5209000	55	SURS College Insurance ER Cont	$520	$456	$570	$114	25.00%
Sum of Fringe Benefits			*$3,921*	*$51,745*	*$29,277*	*($22,468)*	*-43.42%*
Outsourced & Contractual Services							
5309000	20	Other Contractual Services	$0	$1,699	$1,300	($399)	-23.48%
Sum of Outsourced & Contractual Servi			*$0*	*$1,699*	*$1,300*	*($399)*	*-23.48%*
Maintenance, Memberships, and Printing & Postage Supplies							
5401001	00	Office Supplies	$1,141	$500	$0	($500)	-100.00%

Thru: 5/31/2025

Object		Object Name	FY25 YTD	FY25 Budget	FY26 Budget	$ Change	% Change
5401009	05	Supplies MCC Store	$99	$600	$450	($150)	-25.00%
5402000	00	Printing	$0	$500	$400	($100)	-20.00%
5406000	00	Publications & Dues	$131	$200	$0	($200)	-100.00%
5408000	05	Food Purchases	$3,677	$3,000	$4,000	$1,000	33.33%
5409000	00	Other Materials & Supplies	$2,155	$260	$0	($260)	-100.00%
Sum of Maintenance, Memberships, and			*$7,203*	*$5,060*	*$4,850*	*($210)*	*-4.15%*
Travel, Meeting, Professional Development, and Recruitment							
5502000	10	Out of District Travel	$1,614	$500	$0	($500)	-100.00%
5509000	15	Other Conf & Mtg Exp	$700	$500	$400	($100)	-20.00%
Sum of Travel, Meeting, Professional D			*$2,314*	*$1,000*	*$400*	*($600)*	*-60.00%*
Scholarships, Student Activities, and Waivers							
5902000	56	Student Assist-Transportation	$1,000	$0	$0	$0	#Num!
Sum of Scholarships, Student Activities,			*$1,000*	*$0*	*$0*	*$0*	*#Num!*
Net Total for Student Advocacy			*$75,557*	*$120,274*	*$111,874*	*($8,400)*	*-6.98%*
Dept: 01-4010-401012		***Department Name: Adult Education***					
Salaries							
5101001	00	FT Administrative Staff	$94,394	$90,000	$105,702	$15,702	17.45%
5102001	00	FT Prof/Tech Staff	$212,031	$177,107	$285,816	$108,709	61.38%
5103001	10	FT Stipends Fall Spring Summer	$335	$0	$0	$0	#Num!
5103002	05	PT Instructional Other	$140,843	$95,481	$98,345	$2,864	3.00%
5103002	15	PT Stipends Fall Sprg Sum	$3,510	$21,709	$22,360	$651	3.00%
5106002	00	PT Clerical Staff	$0	$30,444	$0	($30,444)	-100.00%
Sum of Salaries			*$451,112*	*$414,741*	*$512,223*	*$97,482*	*23.50%*
Fringe Benefits							
5201001	00	Employer GTL Medical Vision	$56,103	$73,276	$75,017	$1,741	2.38%
5209000	55	SURS College Insurance ER Cont	$2,608	$2,980	$3,843	$863	28.96%
5209000	60	Surs Federal Grant Obligation	($809)	$0	$0	$0	#Num!
Sum of Fringe Benefits			*$57,901*	*$76,256*	*$78,860*	*$2,604*	*3.41%*
Outsourced & Contractual Services							
5309000	20	Other Contractual Services	$28,982	$30,000	$30,000	$0	0.00%
Sum of Outsourced & Contractual Servi			*$28,982*	*$30,000*	*$30,000*	*$0*	*0.00%*
Maintenance, Memberships, and Printing & Postage Supplies							
5401001	00	Office Supplies	$373	$2,000	$2,000	$0	0.00%
5401002	00	Instructional Supplies	$107	$4,000	$4,000	$0	0.00%
5401002	10	Child Care Supplies	$0	$0	$0	$0	#Num!
5401009	00	IT Technology Supplies	$286	$0	$0	$0	#Num!

Thru: 5/31/2025

Object		Object Name	FY25 YTD	FY25 Budget	FY26 Budget	$ Change	% Change
5401009	05	Supplies MCC Store	$5	$400	$400	$0	0.00%
5402000	00	Printing	$0	$1,000	$1,000	$0	0.00%
5404003	00	Postage	$0	$100	$100	$0	0.00%
5408000	05	Food Purchases	$0	$1,500	$1,750	$250	16.67%
5409000	00	Other Materials & Supplies	$0	$1,000	$1,000	$0	0.00%
Sum of Maintenance, Memberships, and			*$771*	*$10,000*	*$10,250*	*$250*	*2.50%*
Travel, Meeting, Professional Development, and Recruitment							
5501000	05	Meeting Expense In-District	$0	$200	$200	$0	0.00%
5502000	05	In District Travel	$328	$500	$750	$250	50.00%
5502000	10	Out of District Travel	$86	$3,000	$3,000	$0	0.00%
5504000	10	Recruitment - Background Check	$0	$1,000	$1,000	$0	0.00%
5509000	15	Other Conf & Mtg Exp	$888	$500	$500	$0	0.00%
Sum of Travel, Meeting, Professional D			*$1,301*	*$5,200*	*$5,450*	*$250*	*4.81%*
Net Total for Adult Education			*$540,069*	*$536,197*	*$636,783*	*$100,586*	*18.76%*
Dept: 01-4010-401030		***Department Name: Kids & College***					
Salaries							
5103001	10	FT Stipends Fall Spring Summer	$1,000	$0	$0	$0	#Num!
5103002	05	PT Instructional Other	$11,013	$31,827	$32,782	$955	3.00%
5103002	15	PT Stipends Fall Sprg Sum	$14,550	$38,192	$39,338	$1,146	3.00%
Sum of Salaries			*$26,563*	*$70,019*	*$72,120*	*$2,101*	*3.00%*
Fringe Benefits							
5201001	00	Employer GTL Medical Vision	$220	$0	$0	$0	#Num!
5209000	55	SURS College Insurance ER Cont	$9	$525	$541	$16	3.05%
Sum of Fringe Benefits			*$229*	*$525*	*$541*	*$16*	*3.05%*
Outsourced & Contractual Services							
5309000	20	Other Contractual Services	$22,400	$0	$0	$0	#Num!
Sum of Outsourced & Contractual Servi			*$22,400*	*$0*	*$0*	*$0*	*#Num!*
Maintenance, Memberships, and Printing & Postage Supplies							
5401002	00	Instructional Supplies	$1,581	$11,000	$0	($11,000)	-100.00%
5401009	05	Supplies MCC Store	$80	$100	$0	($100)	-100.00%
5407000	00	Advertising	$200	$1,000	$0	($1,000)	-100.00%
5408000	05	Food Purchases	$308	$300	$0	($300)	-100.00%
5409000	00	Other Materials & Supplies	$12,066	$800	$0	($800)	-100.00%
Sum of Maintenance, Memberships, and			*$14,235*	*$13,200*	*$0*	*($13,200)*	*-100.00%*
Travel, Meeting, Professional Development, and Recruitment							
5502000	05	In District Travel	$0	$200	$0	($200)	-100.00%

Object	Object Name	FY25 YTD	FY25 Budget	FY26 Budget	$ Change	% Change
Sum of Travel, Meeting, Professional D		*$0*	*$200*	*$0*	*($200)*	*-100.00%*
Net Total for Kids & College		*$63,427*	*$83,944*	*$72,661*	*($11,283)*	*-13.44%*
Dept: 01-4010-401032	***Department Name: Workforce and Community Developme***					
Salaries						
5103002	15 PT Stipends Fall Sprg Sum	$1,036	$59	$61	$2	3.39%
5106001	00 FT Clerical Staff	$0	$101,271	$55,595	($45,676)	-45.10%
Sum of Salaries		*$1,036*	*$101,330*	*$55,656*	*($45,674)*	*-45.07%*
Fringe Benefits						
5201001	00 Employer GTL Medical Vision	$2,858	$42,357	$16,275	($26,082)	-61.58%
5209000	55 SURS College Insurance ER Cont	$0	$759	$840	$81	10.67%
Sum of Fringe Benefits		*$2,858*	*$43,116*	*$17,115*	*($26,001)*	*-60.30%*
Outsourced & Contractual Services						
5309000	20 Other Contractual Services	$2,500	$0	$0	$0	#Num!
Sum of Outsourced & Contractual Servi		*$2,500*	*$0*	*$0*	*$0*	*#Num!*
Maintenance, Memberships, and Printing & Postage Supplies						
5401009	05 Supplies MCC Store	$778	$0	$0	$0	#Num!
Sum of Maintenance, Memberships, and		*$778*	*$0*	*$0*	*$0*	*#Num!*
Net Total for Workforce and Communi		*$7,172*	*$144,446*	*$72,771*	*($71,675)*	*-49.62%*
Dept: 01-4010-401034	***Department Name: Fitness Center***					
Salaries						
5102001	00 FT Prof/Tech Staff	$130,628	$141,513	$145,759	$4,246	3.00%
Sum of Salaries		*$130,628*	*$141,513*	*$145,759*	*$4,246*	*3.00%*
Fringe Benefits						
5201001	00 Employer GTL Medical Vision	$56,302	$59,758	$61,518	$1,760	2.95%
5209000	55 SURS College Insurance ER Cont	$1,110	$1,061	$1,093	$32	3.02%
Sum of Fringe Benefits		*$57,413*	*$60,819*	*$62,611*	*$1,792*	*2.95%*
Outsourced & Contractual Services						
5304000	10 Contract Maintenance Services	$1,167	$0	$2,500	$2,500	#Div/0!
5309000	20 Other Contractual Services	$2,023	$0	$2,500	$2,500	#Div/0!
Sum of Outsourced & Contractual Servi		*$3,190*	*$0*	*$5,000*	*$5,000*	*#Div/0!*
Maintenance, Memberships, and Printing & Postage Supplies						
5401001	00 Office Supplies	$429	$2,000	$1,500	($500)	-25.00%
5401002	35 Supplies - General	$3,494	$5,200	$5,200	$0	0.00%

Thru: 5/31/2025

Object		Object Name	FY25 YTD	FY25 Budget	FY26 Budget	$ Change	% Change
5401009	05	Supplies MCC Store	$10	$25	$25	$0	0.00%
5406000	00	Publications & Dues	$130	$250	$250	$0	0.00%
Sum of Maintenance, Memberships, and			*$4,062*	*$7,475*	*$6,975*	*($500)*	*-6.69%*
Travel, Meeting, Professional Development, and Recruitment							
5509000	15	Other Conf & Mtg Exp	$0	$100	$100	$0	0.00%
Sum of Travel, Meeting, Professional D			*$0*	*$100*	*$100*	*$0*	*0.00%*
Capital Outlay							
5806000	00	Equipment - Instructional	$6,628	$6,000	$6,000	$0	0.00%
Sum of Capital Outlay			*$6,628*	*$6,000*	*$6,000*	*$0*	*0.00%*
Net Total for Fitness Center			*$201,921*	*$215,907*	*$226,445*	*$10,538*	*4.88%*
Dept: 01-4030-401016		***Department Name: SBDC. Mtch 1 Fed***					
Salaries							
5106002	00	PT Clerical Staff	$7,382	$0	$0	$0	#Num!
Sum of Salaries			*$7,382*	*$0*	*$0*	*$0*	*#Num!*
Fringe Benefits							
5201001	00	Employer GTL Medical Vision	$14,936	$0	$0	$0	#Num!
5209000	55	SURS College Insurance ER Cont	$488	$0	$0	$0	#Num!
5209000	60	Surs Federal Grant Obligation	$4,900	$0	$0	$0	#Num!
Sum of Fringe Benefits			*$20,323*	*$0*	*$0*	*$0*	*#Num!*
Outsourced & Contractual Services							
5302000	00	Consultants	$6,927	$41,476	$2,810	($38,666)	-93.22%
Sum of Outsourced & Contractual Servi			*$6,927*	*$41,476*	*$2,810*	*($38,666)*	*-93.22%*
Maintenance, Memberships, and Printing & Postage Supplies							
5404002	00	Computer Software	$149	$0	$0	$0	#Num!
5406000	00	Publications & Dues	$791	$545	$0	($545)	-100.00%
5406000	10	Periodicals	$0	$4,200	$0	($4,200)	-100.00%
5407000	00	Advertising	$0	$4,200	$0	($4,200)	-100.00%
5409000	00	Other Materials & Supplies	$217	$0	$561	$561	#Div/0!
Sum of Maintenance, Memberships, and			*$1,157*	*$8,945*	*$561*	*($8,384)*	*-93.73%*
Travel, Meeting, Professional Development, and Recruitment							
5501000	05	Meeting Expense In-District	$249	$0	$0	$0	#Num!
5502000	05	In District Travel	$111	$1,565	$0	($1,565)	-100.00%
5509000	15	Other Conf & Mtg Exp	$989	$0	$0	$0	#Num!
Sum of Travel, Meeting, Professional D			*$1,349*	*$1,565*	*$0*	*($1,565)*	*-100.00%*

Object		Object Name	FY25 YTD	FY25 Budget	FY26 Budget	$ Change	% Change
Net Total for SBDC. Mtch 1 Fed			*$37,138*	*$51,986*	*$3,371*	*($48,615)*	*-93.52%*
Dept: 01-4040-404010		***Department Name: Sustainability***					
Salaries							
5101001	00	FT Administrative Staff	$92,718	$108,170	$111,415	$3,245	3.00%
5103002	15	PT Stipends Fall Sprg Sum	$0	$1,061	$0	($1,061)	-100.00%
Sum of Salaries			*$92,718*	*$109,231*	*$111,415*	*$2,184*	*2.00%*
Fringe Benefits							
5201001	00	Employer GTL Medical Vision	$23,695	$25,138	$25,573	$435	1.73%
5209000	55	SURS College Insurance ER Cont	$788	$819	$844	$25	3.05%
5209000	60	Surs Federal Grant Obligation	$0	$0	$0	$0	#Num!
Sum of Fringe Benefits			*$24,483*	*$25,957*	*$26,417*	*$460*	*1.77%*
Outsourced & Contractual Services							
5309000	20	Other Contractual Services	$8,714	$18,000	$18,000	$0	0.00%
Sum of Outsourced & Contractual Servi			*$8,714*	*$18,000*	*$18,000*	*$0*	*0.00%*
Maintenance, Memberships, and Printing & Postage Supplies							
5401001	00	Office Supplies	$2,255	$2,500	$2,500	$0	0.00%
5401004	00	Maintenance Supplies	$4,490	$1,500	$5,000	$3,500	233.33%
5406000	00	Publications & Dues	$2,071	$2,500	$2,500	$0	0.00%
5407000	00	Advertising	$9,195	$10,000	$10,000	$0	0.00%
5408000	05	Food Purchases	$469	$0	$0	$0	#Num!
5409000	00	Other Materials & Supplies	$2,529	$500	$500	$0	0.00%
Sum of Maintenance, Memberships, and			*$21,010*	*$17,000*	*$20,500*	*$3,500*	*20.59%*
Travel, Meeting, Professional Development, and Recruitment							
5501000	05	Meeting Expense In-District	$342	$200	$200	$0	0.00%
5502000	10	Out of District Travel	$360	$2,000	$2,000	$0	0.00%
5509000	15	Other Conf & Mtg Exp	$0	$700	$700	$0	0.00%
Sum of Travel, Meeting, Professional D			*$702*	*$2,900*	*$2,900*	*$0*	*0.00%*
Net Total for Sustainability			*$147,627*	*$173,088*	*$179,232*	*$6,144*	*3.55%*
Dept: 01-8010-501012		***Department Name: Executive Office***					
Salaries							
5101001	00	FT Administrative Staff	$323,608	$343,125	$363,711	$20,586	6.00%
5102001	00	FT Prof/Tech Staff	$76,271	$81,795	$86,305	$4,510	5.51%
Sum of Salaries			*$399,879*	*$424,920*	*$450,016*	*$25,096*	*5.91%*
Fringe Benefits							
5201001	00	Employer GTL Medical Vision	$53,126	$54,886	$56,505	$1,619	2.95%

Thru: 5/31/2025

Object		Object Name	FY25 YTD	FY25 Budget	FY26 Budget	$ Change	% Change
5209000	55	SURS College Insurance ER Cont	$3,314	$3,114	$3,298	$184	5.91%
5209000	75	Employer match 403B	$28,385	$22,500	$22,500	$0	0.00%
Sum of Fringe Benefits			*$84,824*	*$80,500*	*$82,303*	*$1,803*	*2.24%*
Outsourced & Contractual Services							
5302000	00	Consultants	$2,200	$10,000	$10,000	$0	0.00%
5309000	20	Other Contractual Services	$856	$10,000	$10,000	$0	0.00%
Sum of Outsourced & Contractual Servi			*$3,056*	*$20,000*	*$20,000*	*$0*	*0.00%*
Maintenance, Memberships, and Printing & Postage Supplies							
5401001	00	Office Supplies	$505	$2,000	$2,000	$0	0.00%
5401009	05	Supplies MCC Store	$0	$250	$250	$0	0.00%
5402000	00	Printing	$281	$250	$250	$0	0.00%
5404003	00	Postage	$51	$250	$250	$0	0.00%
5405000	05	Books	$0	$250	$250	$0	0.00%
5406000	00	Publications & Dues	$416	$2,000	$2,000	$0	0.00%
5409000	00	Other Materials & Supplies	$0	$100	$100	$0	0.00%
Sum of Maintenance, Memberships, and			*$1,253*	*$5,100*	*$5,100*	*$0*	*0.00%*
Travel, Meeting, Professional Development, and Recruitment							
5501000	05	Meeting Expense In-District	$7,878	$600	$5,000	$4,400	733.33%
5502000	05	In District Travel	$0	$2,000	$1,000	($1,000)	-50.00%
5502000	10	Out of District Travel	$817	$2,000	$1,000	($1,000)	-50.00%
5509000	15	Other Conf & Mtg Exp	$686	$2,000	$1,000	($1,000)	-50.00%
Sum of Travel, Meeting, Professional D			*$9,381*	*$6,600*	*$8,000*	*$1,400*	*21.21%*
Scholarships, Student Activities, and Waivers							
5909000	00	Other Expenditures	$0	$2,000	$1,000	($1,000)	-50.00%
Sum of Scholarships, Student Activities,			*$0*	*$2,000*	*$1,000*	*($1,000)*	*-50.00%*
Net Total for Executive Office			*$498,394*	*$539,120*	*$566,419*	*$27,299*	*5.06%*
Dept: 01-8010-501013		***Department Name: DEBI-Diversity Eq Belong Inc***					
Salaries							
5101001	00	FT Administrative Staff	$124,122	$131,424	$142,887	$11,463	8.72%
Sum of Salaries			*$124,122*	*$131,424*	*$142,887*	*$11,463*	*8.72%*
Fringe Benefits							
5201001	00	Employer GTL Medical Vision	$664	$639	$649	$10	1.56%
5209000	55	SURS College Insurance ER Cont	$1,055	$986	$1,072	$86	8.72%
Sum of Fringe Benefits			*$1,719*	*$1,625*	*$1,721*	*$96*	*5.91%*
Outsourced & Contractual Services							

Object		Object Name	FY25 YTD	FY25 Budget	FY26 Budget	$ Change	% Change
5309000	20	Other Contractual Services			$40,000		
Sum of Outsourced & Contractual Servi					*$40,000*		
Maintenance, Memberships, and Printing & Postage Supplies							
5401001	00	Office Supplies	$52	$1,000	$1,000	$0	0.00%
5401002	35	Supplies - General	$369	$2,000	$2,500	$500	25.00%
5401009	00	IT Technology Supplies	$178	$1,000	$1,000	$0	0.00%
5401009	05	Supplies MCC Store	$466	$500	$500	$0	0.00%
5402000	00	Printing	$0	$500	$0	($500)	-100.00%
5405000	05	Books	$1,300	$15,000	$15,000	$0	0.00%
5406000	00	Publications & Dues	$550	$2,500	$2,500	$0	0.00%
5409000	00	Other Materials & Supplies	$0	$0	$0	$0	#Num!
Sum of Maintenance, Memberships, and			*$2,915*	*$22,500*	*$22,500*	*$0*	*0.00%*
Travel, Meeting, Professional Development, and Recruitment							
5501000	05	Meeting Expense In-District	$1,445	$1,000	$1,000	$0	0.00%
5502000	05	In District Travel	$114	$1,000	$1,000	$0	0.00%
5502000	10	Out of District Travel	$251	$1,000	$1,000	$0	0.00%
5509000	15	Other Conf & Mtg Exp	$544	$12,000	$0	($12,000)	-100.00%
Sum of Travel, Meeting, Professional D			*$2,353*	*$15,000*	*$3,000*	*($12,000)*	*-80.00%*
Net Total for DEBI-Diversity Eq Belon			*$131,110*	*$170,549*	*$210,108*	*$39,559*	*23.20%*
Dept: 01-8010-501042		***Department Name: Strategic Initiatives***					
Outsourced & Contractual Services							
5302000	00	Consultants	$3,500	$20,000	$15,000	($5,000)	-25.00%
5309000	20	Other Contractual Services	$0	$5,000	$5,000	$0	0.00%
Sum of Outsourced & Contractual Servi			*$3,500*	*$25,000*	*$20,000*	*($5,000)*	*-20.00%*
Maintenance, Memberships, and Printing & Postage Supplies							
5401009	00	IT Technology Supplies	$4,082	$0	$0	$0	#Num!
Sum of Maintenance, Memberships, and			*$4,082*	*$0*	*$0*	*$0*	*#Num!*
Travel, Meeting, Professional Development, and Recruitment							
5502000	05	In District Travel	$0	$0	$0	$0	#Num!
Sum of Travel, Meeting, Professional D			*$0*	*$0*	*$0*	*$0*	*#Num!*
Net Total for Strategic Initiatives			*$7,582*	*$25,000*	*$20,000*	*($5,000)*	*-20.00%*
Dept: 01-8020-501010		***Department Name: Duplication***					
Outsourced & Contractual Services							
5304000	10	Contract Maintenance Services	$5,766	$62,500	$65,000	$2,500	4.00%
5309000	20	Other Contractual Services	$0	$2,500	$2,500	$0	0.00%

Thru: 5/31/2025

Object		Object Name	FY25 YTD	FY25 Budget	FY26 Budget	$ Change	% Change
Sum of Outsourced & Contractual Servi			*$5,766*	*$65,000*	*$67,500*	*$2,500*	*3.85%*
Maintenance, Memberships, and Printing & Postage Supplies							
5401001	00	Office Supplies	$41,282	$46,500	$46,500	$0	0.00%
5401001	55	Copy Center Chargebacks	($15,230)	$0	$0	$0	#Num!
5401009	05	Supplies MCC Store	$0	$250	$250	$0	0.00%
5402000	00	Printing	$0	$25,000	$16,500	($8,500)	-34.00%
5404002	00	Computer Software	$0	$500	$500	$0	0.00%
Sum of Maintenance, Memberships, and			*$26,052*	*$72,250*	*$63,750*	*($8,500)*	*-11.76%*
Capital Outlay							
5806000	05	Repl Equip--Instructional	$0	$1,000	$1,000	$0	0.00%
Sum of Capital Outlay			*$0*	*$1,000*	*$1,000*	*$0*	*0.00%*
Net Total for Duplication			*$31,819*	*$138,250*	*$132,250*	*($6,000)*	*-4.34%*
Dept: 01-8020-501020		***Department Name: Resource Develmnt***					
Salaries							
5101001	00	FT Administrative Staff	$93,044	$91,349	$117,446	$26,097	28.57%
5102001	00	FT Prof/Tech Staff	$56,689	$58,293	$67,755	$9,462	16.23%
Sum of Salaries			*$149,733*	*$149,642*	*$185,201*	*$35,559*	*23.76%*
Fringe Benefits							
5201001	00	Employer GTL Medical Vision	$44,908	$46,356	$47,738	$1,382	2.98%
5209000	55	SURS College Insurance ER Cont	$1,273	$1,122	$1,389	$267	23.80%
Sum of Fringe Benefits			*$46,180*	*$47,478*	*$49,127*	*$1,649*	*3.47%*
Outsourced & Contractual Services							
5309000	20	Other Contractual Services	$11,827	$10,000	$15,000	$5,000	50.00%
Sum of Outsourced & Contractual Servi			*$11,827*	*$10,000*	*$15,000*	*$5,000*	*50.00%*
Maintenance, Memberships, and Printing & Postage Supplies							
5401001	00	Office Supplies	$521	$300	$300	$0	0.00%
5404003	00	Postage	$0	$100	$100	$0	0.00%
5406000	00	Publications & Dues	$602	$4,500	$4,500	$0	0.00%
Sum of Maintenance, Memberships, and			*$1,123*	*$4,900*	*$4,900*	*$0*	*0.00%*
Travel, Meeting, Professional Development, and Recruitment							
5501000	05	Meeting Expense In-District	$0	$75	$75	$0	0.00%
5502000	05	In District Travel	$0	$75	$75	$0	0.00%
5502000	10	Out of District Travel	$0	$5,000	$5,000	$0	0.00%
5509000	05	Staff Development	$349	$1,500	$1,500	$0	0.00%
5509000	15	Other Conf & Mtg Exp	$1,687	$2,500	$2,500	$0	0.00%

Object	Object Name	FY25 YTD	FY25 Budget	FY26 Budget	$ Change	% Change
Sum of Travel, Meeting, Professional D		$2,036	$9,150	$9,150	$0	0.00%
Net Total for Resource Develmnt		$210,899	$221,170	$263,378	$42,208	19.08%
Dept: 01-8020-501028	**Department Name: Mailroom**					
Salaries						
5106001 00	FT Clerical Staff	$13,428	$50,668	$0	($50,668)	-100.00%
Sum of Salaries		$13,428	$50,668	$0	($50,668)	-100.00%
Fringe Benefits						
5201001 00	Employer GTL Medical Vision	$6,721	$28,478	$0	($28,478)	-100.00%
5209000 55	SURS College Insurance ER Cont	$114	$380	$0	($380)	-100.00%
Sum of Fringe Benefits		$6,835	$28,858	$0	($28,858)	-100.00%
Maintenance, Memberships, and Printing & Postage Supplies						
5401001 00	Office Supplies	$459	$926	$1,000	$74	7.99%
5404003 00	Postage	$35,464	$52,077	$53,000	$923	1.77%
5404003 05	U. P. S.	$8,930	$19,598	$20,000	$402	2.05%
5406000 00	Publications & Dues	$0	$260	$260	$0	0.00%
Sum of Maintenance, Memberships, and		$44,853	$72,861	$74,260	$1,399	1.92%
Travel, Meeting, Professional Development, and Recruitment						
5501000 05	Meeting Expense In-District	$0	$130	$130	$0	0.00%
5502000 05	In District Travel	$0	$300	$300	$0	0.00%
5509000 15	Other Conf & Mtg Exp	$0	$195	$195	$0	0.00%
Sum of Travel, Meeting, Professional D		$0	$625	$625	$0	0.00%
Fixed Charges, Rental, Property Insurance, and Debt Retirement						
5606000 00	Lease Principal Retirements	$11,455	$10,043	$10,043	$0	0.00%
Sum of Fixed Charges, Rental, Property		$11,455	$10,043	$10,043	$0	0.00%
Utilities						
5705000 00	Telephone	$0	$500	$500	$0	0.00%
Sum of Utilities		$0	$500	$500	$0	0.00%
Net Total for Mailroom		$76,572	$163,555	$85,428	($78,127)	-47.77%
Dept: 01-8020-502010	**Department Name: Student Accounts**					
Salaries						
5102001 00	FT Prof/Tech Staff	$115,710	$116,911	$140,477	$23,566	20.16%
Sum of Salaries		$115,710	$116,911	$140,477	$23,566	20.16%
Fringe Benefits						

Thru: 5/31/2025

Object		Object Name	FY25 YTD	FY25 Budget	FY26 Budget	$ Change	% Change
5201001	00	Employer GTL Medical Vision	$21,377	$22,370	$23,018	$648	2.90%
5209000	55	SURS College Insurance ER Cont	$984	$876	$1,054	$178	20.32%
Sum of Fringe Benefits			*$22,361*	*$23,246*	*$24,072*	*$826*	*3.55%*
Outsourced & Contractual Services							
5309000	20	Other Contractual Services	$11,441	$12,000	$13,440	$1,440	12.00%
Sum of Outsourced & Contractual Servi			*$11,441*	*$12,000*	*$13,440*	*$1,440*	*12.00%*
Maintenance, Memberships, and Printing & Postage Supplies							
5401001	00	Office Supplies	$502	$900	$600	($300)	-33.33%
5401009	05	Supplies MCC Store	$0	$50	$0	($50)	-100.00%
5402000	00	Printing	$0	$300	$0	($300)	-100.00%
Sum of Maintenance, Memberships, and			*$502*	*$1,250*	*$600*	*($650)*	*-52.00%*
Travel, Meeting, Professional Development, and Recruitment							
5509000	15	Other Conf & Mtg Exp	$0	$225	$225	$0	0.00%
Sum of Travel, Meeting, Professional D			*$0*	*$225*	*$225*	*$0*	*0.00%*
Net Total for Student Accounts			*$150,013*	*$153,632*	*$178,814*	*$25,182*	*16.39%*
Dept: 01-8020-502015		***Department Name: Business Office***					
Salaries							
5101001	00	FT Administrative Staff	$124,346	$131,840	$142,887	$11,047	8.38%
5102001	00	FT Prof/Tech Staff	$331,274	$343,078	$432,454	$89,376	26.05%
5102002	00	PT Prof/Technical Staff	$45,518	$35,063	$0	($35,063)	-100.00%
5106001	00	FT Clerical Staff	$44,473	$44,648	$53,839	$9,191	20.59%
Sum of Salaries			*$545,610*	*$554,629*	*$629,180*	*$74,551*	*13.44%*
Fringe Benefits							
5201001	00	Employer GTL Medical Vision	$102,729	$111,425	$115,778	$4,353	3.91%
5209000	55	SURS College Insurance ER Cont	$4,638	$4,161	$4,719	$558	13.41%
Sum of Fringe Benefits			*$107,367*	*$115,586*	*$120,497*	*$4,911*	*4.25%*
Outsourced & Contractual Services							
5306000	00	Office Services	$36	$0	$0	$0	#Num!
5309000	20	Other Contractual Services	$29,363	$35,000	$70,000	$35,000	100.00%
Sum of Outsourced & Contractual Servi			*$29,399*	*$35,000*	*$70,000*	*$35,000*	*100.00%*
Maintenance, Memberships, and Printing & Postage Supplies							
5401001	00	Office Supplies	$2,022	$5,000	$5,000	$0	0.00%
5401009	00	IT Technology Supplies	$1,553	$0	$0	$0	#Num!
5401009	05	Supplies MCC Store	$0	$50	$50	$0	0.00%
5402000	00	Printing	$0	$100	$100	$0	0.00%

Thru: 5/31/2025

Object		Object Name	FY25 YTD	FY25 Budget	FY26 Budget	$ Change	% Change
5404002	00	Computer Software	$19,000	$0	$0	$0	#Num!
5406000	00	Publications & Dues	$0	$1,000	$1,000	$0	0.00%
Sum of Maintenance, Memberships, and			*$22,575*	*$6,150*	*$6,150*	*$0*	*0.00%*
Travel, Meeting, Professional Development, and Recruitment							
5502000	05	In District Travel	$8	$0	$100	$100	#Div/0!
5502000	10	Out of District Travel	$3,533	$0	$0	$0	#Num!
5509000	15	Other Conf & Mtg Exp	$5,008	$2,500	$2,500	$0	0.00%
Sum of Travel, Meeting, Professional D			*$8,549*	*$2,500*	*$2,600*	*$100*	*4.00%*
Net Total for Business Office			*$713,501*	*$713,865*	*$828,427*	*$114,562*	*16.05%*
Dept: 01-8020-502025		***Department Name: Chief Fin Officer/Treasurer***					
Salaries							
5101001	00	FT Administrative Staff	$171,944	$186,273	$191,861	$5,588	3.00%
5102001	00	FT Prof/Tech Staff	$71,128	$0	$80,211	$80,211	#Div/0!
5106002	00	PT Clerical Staff	$2,840	$0	$0	$0	#Num!
Sum of Salaries			*$245,912*	*$186,273*	*$272,072*	*$85,799*	*46.06%*
Fringe Benefits							
5201001	00	Employer GTL Medical Vision	$45,215	$35,514	$47,245	$11,731	33.03%
5209000	55	SURS College Insurance ER Cont	$2,090	$1,679	$2,041	$362	21.56%
Sum of Fringe Benefits			*$47,306*	*$37,193*	*$49,286*	*$12,093*	*32.51%*
Outsourced & Contractual Services							
5304000	10	Contract Maintenance Services	$0	$800	$800	$0	0.00%
5309000	20	Other Contractual Services	$0	$24,000	$20,000	($4,000)	-16.67%
Sum of Outsourced & Contractual Servi			*$0*	*$24,800*	*$20,800*	*($4,000)*	*-16.13%*
Maintenance, Memberships, and Printing & Postage Supplies							
5401001	00	Office Supplies	$179	$2,250	$500	($1,750)	-77.78%
5401009	05	Supplies MCC Store	$0	$50	$50	$0	0.00%
5402000	00	Printing	$0	$500	$500	$0	0.00%
5404002	00	Computer Software	$3,390	$3,000	$5,000	$2,000	66.67%
5404003	00	Postage	$215	$50	$50	$0	0.00%
5406000	00	Publications & Dues	$235	$6,500	$6,500	$0	0.00%
Sum of Maintenance, Memberships, and			*$4,019*	*$12,350*	*$12,600*	*$250*	*2.02%*
Travel, Meeting, Professional Development, and Recruitment							
5501000	05	Meeting Expense In-District	$83	$225	$225	$0	0.00%
5502000	10	Out of District Travel	$0	$750	$750	$0	0.00%
5509000	15	Other Conf & Mtg Exp	$368	$250	$250	$0	0.00%
Sum of Travel, Meeting, Professional D			*$451*	*$1,225*	*$1,225*	*$0*	*0.00%*

Object	Object Name	FY25 YTD	FY25 Budget	FY26 Budget	$ Change	% Change
Net Total for Chief Fin Officer/Treasur		*$297,688*	*$261,841*	*$355,983*	*$94,142*	*35.95%*
Dept: 01-8020-502030	***Department Name: Business Services & Purch***					
Salaries						
5102001 00	FT Prof/Tech Staff	$82,771	$113,204	$113,325	$121	0.11%
Sum of Salaries		*$82,771*	*$113,204*	*$113,325*	*$121*	*0.11%*
Fringe Benefits						
5201001 00	Employer GTL Medical Vision	$7,371	$33,242	$8,483	($24,759)	-74.48%
5209000 55	SURS College Insurance ER Cont	$521	$1,460	$850	($610)	-41.78%
Sum of Fringe Benefits		*$7,892*	*$34,702*	*$9,333*	*($25,369)*	*-73.11%*
Outsourced & Contractual Services						
5304000 10	Contract Maintenance Services	$2,000	$2,500	$2,500	$0	0.00%
5309000 20	Other Contractual Services	$100	$30,000	$30,000	$0	0.00%
Sum of Outsourced & Contractual Servi		*$2,100*	*$32,500*	*$32,500*	*$0*	*0.00%*
Maintenance, Memberships, and Printing & Postage Supplies						
5401001 00	Office Supplies	$1,652	$3,000	$5,000	$2,000	66.67%
5401009 05	Supplies MCC Store	$0	$120	$120	$0	0.00%
5404003 00	Postage	$0	$216	$250	$34	15.74%
5406000 00	Publications & Dues	$856	$1,500	$2,000	$500	33.33%
Sum of Maintenance, Memberships, and		*$2,509*	*$4,836*	*$7,370*	*$2,534*	*52.40%*
Travel, Meeting, Professional Development, and Recruitment						
5501000 05	Meeting Expense In-District	$0	$360	$360	$0	0.00%
5502000 10	Out of District Travel	$315	$3,500	$3,500	$0	0.00%
5509000 15	Other Conf & Mtg Exp	$0	$2,500	$2,500	$0	0.00%
Sum of Travel, Meeting, Professional D		*$315*	*$6,360*	*$6,360*	*$0*	*0.00%*
Net Total for Business Services & Purc		*$95,586*	*$191,602*	*$168,888*	*($22,714)*	*-11.85%*
Dept: 01-8030-501022	***Department Name: Foundation Supt***					
Salaries						
5101001 00	FT Administrative Staff	$103,285	$103,578	$127,237	$23,659	22.84%
5102001 00	FT Prof/Tech Staff	$158,756	$188,222	$270,238	$82,016	43.57%
Sum of Salaries		*$262,041*	*$291,800*	*$397,475*	*$105,675*	*36.21%*
Fringe Benefits						
5201001 00	Employer GTL Medical Vision	$35,207	$37,150	$66,250	$29,100	78.33%
5209000 55	SURS College Insurance ER Cont	$2,182	$2,189	$2,592	$403	18.41%
Sum of Fringe Benefits		*$37,389*	*$39,339*	*$68,842*	*$29,503*	*75.00%*

Thru: 5/31/2025

Object		Object Name	FY25 YTD	FY25 Budget	FY26 Budget	$ Change	% Change
Outsourced & Contractual Services							
5304000	10	Contract Maintenance Services	$0	$5,000	$10,000	$5,000	100.00%
5309000	20	Other Contractual Services	$46,532	$45,000	$50,000	$5,000	11.11%
Sum of Outsourced & Contractual Servi			*$46,532*	*$50,000*	*$60,000*	*$10,000*	*20.00%*
Maintenance, Memberships, and Printing & Postage Supplies							
5401001	00	Office Supplies	$201	$1,000	$1,000	$0	0.00%
5401009	05	Supplies MCC Store	$300	$500	$500	$0	0.00%
5402000	00	Printing	$7,536	$15,000	$17,500	$2,500	16.67%
5404003	00	Postage	$0	$2,750	$2,750	$0	0.00%
5406000	00	Publications & Dues	$250	$1,000	$1,000	$0	0.00%
Sum of Maintenance, Memberships, and			*$8,286*	*$20,250*	*$22,750*	*$2,500*	*12.35%*
Travel, Meeting, Professional Development, and Recruitment							
5501000	05	Meeting Expense In-District	$443	$5,000	$5,000	$0	0.00%
5501000	10	Chamber Meeting Expense In-Dis	$0	$150	$0	($150)	-100.00%
5502000	05	In District Travel	$0	$500	$500	$0	0.00%
5502000	10	Out of District Travel	$0	$5,000	$5,000	$0	0.00%
5509000	15	Other Conf & Mtg Exp	$101	$2,750	$2,750	$0	0.00%
Sum of Travel, Meeting, Professional D			*$544*	*$13,400*	*$13,250*	*($150)*	*-1.12%*
Fixed Charges, Rental, Property Insurance, and Debt Retirement							
5601002	00	MCC Conf Ctr Rental	$0	$150	$150	$0	0.00%
Sum of Fixed Charges, Rental, Property			*$0*	*$150*	*$150*	*$0*	*0.00%*
Scholarships, Student Activities, and Waivers							
5909000	58	Graduation	$8,358	$7,500	$7,500	$0	0.00%
Sum of Scholarships, Student Activities,			*$8,358*	*$7,500*	*$7,500*	*$0*	*0.00%*
Net Total for Foundation Supt			*$363,149*	*$422,439*	*$569,967*	*$147,528*	*34.92%*
Dept: 01-8030-501032		***Department Name: Marketing & Public Relatn***					
Salaries							
5101001	00	FT Administrative Staff	$110,246	$116,507	$127,237	$10,730	9.21%
5102001	00	FT Prof/Tech Staff	$444,904	$473,135	$624,431	$151,296	31.98%
Sum of Salaries			*$555,151*	*$589,642*	*$751,668*	*$162,026*	*27.48%*
Fringe Benefits							
5201001	00	Employer GTL Medical Vision	$125,570	$142,647	$178,898	$36,251	25.41%
5209000	55	SURS College Insurance ER Cont	$4,676	$4,000	$5,112	$1,112	27.80%
Sum of Fringe Benefits			*$130,247*	*$146,647*	*$184,010*	*$37,363*	*25.48%*
Outsourced & Contractual Services							

Thru: 5/31/2025

Object		Object Name	FY25 YTD	FY25 Budget	FY26 Budget	$ Change	% Change
5302000	00	Consultants	$20,119	$7,500	$12,500	$5,000	66.67%
5304000	10	Contract Maintenance Services	$0	$500	$500	$0	0.00%
5306000	00	Office Services	$0	$1,200	$1,200	$0	0.00%
5309000	20	Other Contractual Services	$185,205	$82,000	$86,000	$4,000	4.88%
Sum of Outsourced & Contractual Servi			*$205,324*	*$91,200*	*$100,200*	*$9,000*	*9.87%*
Maintenance, Memberships, and Printing & Postage Supplies							
5401001	00	Office Supplies	$3,989	$4,000	$4,000	$0	0.00%
5401009	00	IT Technology Supplies	$1,462	$0	$1,500	$1,500	#Div/0!
5401009	05	Supplies MCC Store	$0	$2,500	$2,500	$0	0.00%
5402000	00	Printing	$4,806	$0	$0	$0	#Num!
5402000	10	Printing - Non-Credit Schedule	$80,866	$32,500	$36,000	$3,500	10.77%
5402000	15	Printing - College Catalog	$0	$15,000	$16,500	$1,500	10.00%
5402000	20	Printing - Non-Credit Division	$0	$7,500	$7,500	$0	0.00%
5402000	25	Printing-Institutional	$55,921	$65,000	$55,000	($10,000)	-15.38%
5404002	00	Computer Software	$5,789	$7,500	$5,000	($2,500)	-33.33%
5404003	00	Postage	$95,607	$55,000	$58,000	$3,000	5.45%
5406000	00	Publications & Dues	$977	$1,500	$1,500	$0	0.00%
5407000	00	Advertising	$198,156	$130,000	$135,000	$5,000	3.85%
5407000	05	Photography Expense	$34,428	$20,000	$20,000	$0	0.00%
Sum of Maintenance, Memberships, and			*$482,001*	*$340,500*	*$342,500*	*$2,000*	*0.59%*
Travel, Meeting, Professional Development, and Recruitment							
5501000	05	Meeting Expense In-District	$0	$750	$750	$0	0.00%
5502000	05	In District Travel	$0	$150	$150	$0	0.00%
5502000	10	Out of District Travel	$77	$2,000	$2,000	$0	0.00%
5509000	15	Other Conf & Mtg Exp	$957	$5,000	$5,000	$0	0.00%
Sum of Travel, Meeting, Professional D			*$1,034*	*$7,900*	*$7,900*	*$0*	*0.00%*
Capital Outlay							
5805000	00	Equipment - Office	$0	$1,500	$1,500	$0	0.00%
Sum of Capital Outlay			*$0*	*$1,500*	*$1,500*	*$0*	*0.00%*
Net Total for Marketing & Public Relat			*$1,373,757*	*$1,177,389*	*$1,387,778*	*$210,389*	*17.87%*
Dept: 01-8040-501036		***Department Name: Campus Safety***					
Salaries							
5101001	00	FT Administrative Staff	$109,861	$109,061	$136,942	$27,881	25.56%
5102001	00	FT Prof/Tech Staff	$351,221	$380,790	$430,553	$49,763	13.07%
5102002	00	PT Prof/Technical Staff	$30,936	$22,131	$27,262	$5,131	23.18%
5106001	10	FT Service Staff	$49,351	$49,468	$54,524	$5,056	10.22%
Sum of Salaries			*$541,369*	*$561,450*	*$649,281*	*$87,831*	*15.64%*

Thru: 5/31/2025

Object		Object Name	FY25 YTD	FY25 Budget	FY26 Budget	$ Change	% Change
Fringe Benefits							
5201001	00	Employer GTL Medical Vision	$166,041	$183,274	$187,315	$4,041	2.20%
5209000	55	SURS College Insurance ER Cont	$4,339	$4,212	$4,869	$657	15.60%
Sum of Fringe Benefits			*$170,380*	*$187,486*	*$192,184*	*$4,698*	*2.51%*
Outsourced & Contractual Services							
5309000	20	Other Contractual Services	$31,875	$41,500	$43,500	$2,000	4.82%
Sum of Outsourced & Contractual Servi			*$31,875*	*$41,500*	*$43,500*	*$2,000*	*4.82%*
Maintenance, Memberships, and Printing & Postage Supplies							
5401001	00	Office Supplies	$11,016	$12,000	$13,000	$1,000	8.33%
5401009	05	Supplies MCC Store	$0	$150	$150	$0	0.00%
5402000	00	Printing	$0	$50	$50	$0	0.00%
5406000	00	Publications & Dues	$1,980	$2,000	$2,500	$500	25.00%
5409000	00	Other Materials & Supplies	$7,317	$9,000	$55,280	$46,280	514.22%
Sum of Maintenance, Memberships, and			*$20,313*	*$23,200*	*$70,980*	*$47,780*	*205.95%*
Travel, Meeting, Professional Development, and Recruitment							
5501000	05	Meeting Expense In-District	$75	$300	$300	$0	0.00%
5502000	05	In District Travel	$65	$150	$150	$0	0.00%
5502000	10	Out of District Travel	$0	$2,000	$2,000	$0	0.00%
5509000	15	Other Conf & Mtg Exp	$605	$2,000	$2,000	$0	0.00%
Sum of Travel, Meeting, Professional D			*$745*	*$4,450*	*$4,450*	*$0*	*0.00%*
Utilities							
5705000	00	Telephone	$0	$3,060	$3,060	$0	0.00%
Sum of Utilities			*$0*	*$3,060*	*$3,060*	*$0*	*0.00%*
Net Total for Campus Safety			*$764,682*	*$821,146*	*$963,455*	*$142,309*	*17.33%*
Dept: 01-8040-503010		***Department Name: Human Resources***					
Salaries							
5101001	00	FT Administrative Staff	$343,683	$336,304	$407,962	$71,658	21.31%
5102001	00	FT Prof/Tech Staff	$253,313	$219,756	$354,920	$135,164	61.51%
5103002	15	PT Stipends Fall Sprg Sum	$0	$10,609	$10,927	$318	3.00%
5106001	00	FT Clerical Staff	$61,872	$92,594	$57,138	($35,456)	-38.29%
5106002	00	PT Clerical Staff	$0	$0	$0	$0	#Num!
5109000	60	Sign On Bonus	$17,050	$15,000	$15,000	$0	0.00%
Sum of Salaries			*$675,917*	*$674,263*	*$845,947*	*$171,684*	*25.46%*
Fringe Benefits							
5201001	00	Employer GTL Medical Vision	$80,826	$110,845	$98,590	($12,255)	-11.06%
5209000	55	SURS College Insurance ER Cont	$5,236	$3,392	$6,233	$2,841	83.76%

Thru: 5/31/2025

Object		Object Name	FY25 YTD	FY25 Budget	FY26 Budget	$ Change	% Change
Sum of Fringe Benefits			*$86,062*	*$114,237*	*$104,823*	*($9,414)*	*-8.24%*
Outsourced & Contractual Services							
5302000	00	Consultants	$40,425	$10,000	$10,000	$0	0.00%
5309000	20	Other Contractual Services	$50,287	$25,000	$10,000	($15,000)	-60.00%
5309000	50	Temp Workers			$10,000		
Sum of Outsourced & Contractual Servi			*$90,712*	*$35,000*	*$30,000*	*($5,000)*	*-14.29%*
Maintenance, Memberships, and Printing & Postage Supplies							
5401001	00	Office Supplies	$4,241	$5,000	$3,000	($2,000)	-40.00%
5401005	00	Accomodation Supplies	$0	$1,000	$1,000	$0	0.00%
5401009	05	Supplies MCC Store	$82	$4,000	$1,000	($3,000)	-75.00%
5402000	00	Printing	$0	$1,000	$0	($1,000)	-100.00%
5404002	00	Computer Software	$8,009	$10,000	$5,000	($5,000)	-50.00%
5404003	00	Postage	$103	$0	$0	$0	#Num!
5406000	00	Publications & Dues	$7,190	$2,500	$6,000	$3,500	140.00%
5407000	10	Promotional Expense	$75	$0	$10,000	$10,000	#Div/0!
5409000	00	Other Materials & Supplies	$5,612	$10,000	$3,000	($7,000)	-70.00%
Sum of Maintenance, Memberships, and			*$25,313*	*$33,500*	*$29,000*	*($4,500)*	*-13.43%*
Travel, Meeting, Professional Development, and Recruitment							
5501000	05	Meeting Expense In-District	$3,116	$5,000	$3,000	($2,000)	-40.00%
5501000	15	Meeting Expense General			$10,000		
5502000	05	In District Travel	$0	$500	$500	$0	0.00%
5502000	10	Out of District Travel	$0	$3,500	$3,500	$0	0.00%
5504000	00	Recruitment	$74,550	$85,000	$85,000	$0	0.00%
5504000	10	Recruitment - Background Check	$4,278	$5,000	$7,500	$2,500	50.00%
5504000	15	Relocation/Moving Expenses	$0	$5,000	$5,000	$0	0.00%
5509000	05	Staff Development			$25,000		
5509000	15	Other Conf & Mtg Exp	$10,754	$2,500	$7,500	$5,000	200.00%
Sum of Travel, Meeting, Professional D			*$92,698*	*$106,500*	*$147,000*	*$40,500*	*38.03%*
Capital Outlay							
5809000	00	Other Capital Outlay	$0	$5,000	$0	($5,000)	-100.00%
Sum of Capital Outlay			*$0*	*$5,000*	*$0*	*($5,000)*	*-100.00%*
Scholarships, Student Activities, and Waivers							
5909001	00	Rewards and Recognition	$9,727	$50,000	$50,000	$0	0.00%
Sum of Scholarships, Student Activities,			*$9,727*	*$50,000*	*$50,000*	*$0*	*0.00%*
Net Total for Human Resources			*$980,428*	*$1,018,500*	*$1,206,770*	*$188,270*	*18.49%*

Dept: 01-8050-501014 Department Name: Board Of Trustees

Thru: 5/31/2025

Object		Object Name	FY25 YTD	FY25 Budget	FY26 Budget	$ Change	% Change
Outsourced & Contractual Services							
5309000	05	Board Expense	$6,597	$10,000	$10,000	$0	0.00%
Sum of Outsourced & Contractual Servi			*$6,597*	*$10,000*	*$10,000*	*$0*	*0.00%*
Maintenance, Memberships, and Printing & Postage Supplies							
5401001	00	Office Supplies	$0	$250	$250	$0	0.00%
5402000	00	Printing	$0	$250	$250	$0	0.00%
5404003	00	Postage	$51	$250	$250	$0	0.00%
Sum of Maintenance, Memberships, and			*$51*	*$750*	*$750*	*$0*	*0.00%*
Travel, Meeting, Professional Development, and Recruitment							
5501000	05	Meeting Expense In-District	$0	$500	$500	$0	0.00%
5502000	10	Out of District Travel	$0	$2,500	$2,500	$0	0.00%
5509000	15	Other Conf & Mtg Exp	$0	$2,500	$2,500	$0	0.00%
Sum of Travel, Meeting, Professional D			*$0*	*$5,500*	*$5,500*	*$0*	*0.00%*
Net Total for Board Of Trustees			*$6,648*	*$16,250*	*$16,250*	*$0*	*0.00%*
Dept: 01-8060-501016		***Department Name: General Institutional Exp***					
Salaries							
5101001	00	FT Administrative Staff	$0	$93,771	$0	($93,771)	-100.00%
5101001	01	FT Admin Vacancy Allowance	$0	($163,171)	($101,698)	$61,473	-37.67%
5102001	00	FT Prof/Tech Staff	$0	$551,803	$55,124	($496,679)	-90.01%
5102001	01	FT Prof Vacancy Allowance	$0	($163,171)	($101,698)	$61,473	-37.67%
5103002	05	PT Instructional Other	$7,450	$0	$0	$0	#Num!
5103002	06	PT Instruct Vacancy Allowance	$0	($326,341)	($203,396)	$122,945	-37.67%
5103002	15	PT Stipends Fall Sprg Sum	$5,206	$0	$0	$0	#Num!
5106001	01	FT Clerical Vacancy Allowance	$0	($163,171)	($101,698)	$61,473	-37.67%
5106002	00	PT Clerical Staff	$0	$180,328	$0	($180,328)	-100.00%
5109000	40	Faculty Tuition Stipend	$131,600	$133,000	$156,800	$23,800	17.89%
5109000	45	Adjunct Bonus Stipend	$72,550	$84,771	$60,000	($24,771)	-29.22%
5109000	80	EPL Awards	$67,250	$0	$32,500	$32,500	#Div/0!
Sum of Salaries			*$284,056*	*$227,819*	*($204,066)*	*($431,885)*	*-189.57%*
Fringe Benefits							
5201001	00	Employer GTL Medical Vision	$24,161	$32,474	$61,236	$28,762	88.57%
5207000	05	Tuition Waiver - Admin.	$3,334	$5,000	$5,000	$0	0.00%
5207000	10	Tuition Waiver - Faculty	$21,805	$18,000	$18,000	$0	0.00%
5207000	15	Tuition Waiver - Staff	$53,960	$35,000	$35,000	$0	0.00%
5207000	20	Tuition Waiver - Admin Depende	$26,600	$15,000	$15,000	$0	0.00%
5207000	25	Tuition Waiver - Faculty Depen	$65,540	$35,000	$35,000	$0	0.00%
5207000	30	Tuition Waiver - Staff Depende	$86,225	$35,000	$50,000	$15,000	42.86%
5207000	35	Admin Tuition Reimbursement	$8,022	$22,500	$15,000	($7,500)	-33.33%

Thru: 5/31/2025

Object		Object Name	FY25 YTD	FY25 Budget	FY26 Budget	$ Change	% Change
5207000	40	Faculty Tuition Reimbursement	$53,074	$30,000	$30,000	$0	0.00%
5207000	41	Adjunct Prof Development	$1,150	$5,000	$25,000	$20,000	400.00%
5207000	45	Staff Tuition Reimbursement	$41,712	$25,000	$25,000	$0	0.00%
5209000	50	Other Employee Benefits	$68	$0	$0	$0	#Num!
5209000	60	Surs Federal Grant Obligation	($1,860)	$0	$0	$0	#Num!
5209000	65	Surs Penalties	$3,587	$25,000	$25,000	$0	0.00%
5299900	00	Compensated Absences	$0	$50,000	$50,000	$0	0.00%
5299900	50	State Allocated SURS	$0	$22,500,000	$22,500,000	$0	0.00%
Sum of Fringe Benefits			*$387,375*	*$22,832,974*	*$22,889,236*	*$56,262*	*0.25%*
Outsourced & Contractual Services							
5302000	00	Consultants	$0	$30,000	$30,000	$0	0.00%
5304000	10	Contract Maintenance Services	$0	$5,000	$0	($5,000)	-100.00%
5305000	05	Legal Notices	$1,413	$1,000	$1,000	$0	0.00%
5305000	10	Legal Retainer	$65,709	$125,000	$125,000	$0	0.00%
5309000	10	Insurance Consultant	$0	$5,000	$5,000	$0	0.00%
5309000	20	Other Contractual Services	$109,792	$15,000	$33,200	$18,200	121.33%
5309000	21	Cont Service Offset Allowance	$0	($300,000)	($300,000)	$0	0.00%
Sum of Outsourced & Contractual Servi			*$176,913*	*($119,000)*	*($105,800)*	*$13,200*	*-11.09%*
Maintenance, Memberships, and Printing & Postage Supplies							
5401001	00	Office Supplies	$725	$10,675	$20,000	$9,325	87.35%
5401001	01	Supplies Offset Allowance			($300,000)		
5401009	00	IT Technology Supplies	$97,357	$0	$0	$0	#Num!
5401009	05	Supplies MCC Store	$0	$0	$0	$0	#Num!
5402000	00	Printing	$0	$100	$100	$0	0.00%
5404002	00	Computer Software	$12,922	$15,000	$15,000	$0	0.00%
5406000	00	Publications & Dues	$58,570	$45,000	$45,000	$0	0.00%
5408000	05	Food Purchases	$200	$1,000	$1,000	$0	0.00%
5409000	00	Other Materials & Supplies	$12,368	$10,000	$10,000	$0	0.00%
Sum of Maintenance, Memberships, and			*$182,141*	*$81,775*	*($208,900)*	*($290,675)*	*-355.46%*
Travel, Meeting, Professional Development, and Recruitment							
5501000	05	Meeting Expense In-District	$40,351	$25,000	$25,000	$0	0.00%
5501000	10	Chamber Meeting Expense In-Dis	$0	$1,250	$1,250	$0	0.00%
5502000	10	Out of District Travel	$0	$25,000	$25,000	$0	0.00%
5502000	11	Travel Offset Allowance	$0	($100,000)	($100,000)	$0	0.00%
Sum of Travel, Meeting, Professional D			*$40,351*	*($48,750)*	*($48,750)*	*$0*	*0.00%*
Fixed Charges, Rental, Property Insurance, and Debt Retirement							
5602000	00	Rental - Equipment	$1,800	$5,000	$5,000	$0	0.00%
5606000	00	Lease Principal Retirements	$480,034	$1,000,000	$865,000	($135,000)	-13.50%
5609000	10	Existing Computer Leases	$53,904	$50,000	$20,000	($30,000)	-60.00%

Thru: 5/31/2025

Object		Object Name	FY25 YTD	FY25 Budget	FY26 Budget	$ Change	% Change
5609000	40	New Computer Leases	$57,861	$0	$100,000	$100,000	#Div/0!
5609000	50	Bond Principal	$245,000	$245,000	$250,000	$5,000	2.04%
5609000	55	Interest Expense	$16,444	$16,443	$11,108	($5,335)	-32.45%
5609000	60	General Insurance	$212,230	$232,486	$255,735	$23,249	10.00%
5609000	62	Late Charges -Credit Cards	$217	$200	$200	$0	0.00%
5609000	65	Insurance Deductables	$4,272	$20,000	$20,000	$0	0.00%
5609002	00	Interest Expense-Leases	$73,902	$22,000	$22,000	$0	0.00%
Sum of Fixed Charges, Rental, Property			*$1,145,663*	*$1,591,129*	*$1,549,043*	*($42,086)*	*-2.65%*
Utilities							
5705000	00	Telephone	$11,424	$20,000	$20,000	$0	0.00%
Sum of Utilities			*$11,424*	*$20,000*	*$20,000*	*$0*	*0.00%*
Capital Outlay							
5805000	00	Equipment - Office	$304,920	$25,000	$25,000	$0	0.00%
5809000	60	Building Improvements	$0	$25,000	$25,000	$0	0.00%
Sum of Capital Outlay			*$304,920*	*$50,000*	*$50,000*	*$0*	*0.00%*
Scholarships, Student Activities, and Waivers							
5904000	25	Bad Debt Expenses	$0	$150,000	$750,000	$600,000	400.00%
5909000	00	Other Expenditures	$2,251	$10,000	$10,000	$0	0.00%
5909000	02	Tuition Waivers Institutional	$119,912	$30,000	$120,000	$90,000	300.00%
5909000	04	Tuition Waivers Student Life	$205,455	$150,000	$175,000	$25,000	16.67%
5909000	07	Tuition Waivers Senior Citizen	$85,783	$70,000	$85,000	$15,000	21.43%
5909000	08	Tuition Waivers Culinary Mgmt	$0	$35,000	$10,000	($25,000)	-71.43%
5909000	09	Tuition Waivers Fin Distress	$31,440	$5,000	$5,000	$0	0.00%
5909000	15	Participation Stipend	$0	$2,500	$2,500	$0	0.00%
5909000	46	Services Charges Bonds	$475	$0	$0	$0	#Num!
5909000	54	Perm Art Collection	$10,505	$14,000	$14,000	$0	0.00%
5909000	70	Corporate Sponsorships	$19,844	$10,000	$10,000	$0	0.00%
5909000	80	Tax Abatements	$0	$1,000	$1,000	$0	0.00%
5909000	85	Real Estate Taxes	$0	$0	$0	$0	#Num!
5909000	90	Bank/Credit Crd/Higher One Fee	$252,304	$225,000	$225,000	$0	0.00%
5909002	00	Indirect Costs Allocation	($29,839)	($10,000)	($10,000)	$0	0.00%
Sum of Scholarships, Student Activities,			*$698,130*	*$692,500*	*$1,397,500*	*$705,000*	*101.81%*
Contingency							
6000000	05	Contingency Institution	$0	$91,955	$100,000	$8,045	8.75%
Sum of Contingency			*$0*	*$91,955*	*$100,000*	*$8,045*	*8.75%*
Interfund Transfer Out							
7102000	10	Transfer To Aux Fund	$0	$730,000	$1,066,569	$336,569	46.11%
7102000	30	Transfer to fund	$0	$10,329,267	$500,000	($9,829,267)	-95.16%

Thru: 5/31/2025

Object	Object Name	FY25 YTD	FY25 Budget	FY26 Budget	$ Change	% Change
7102000	50 Transfer	$6,728,137	$0	$0	$0	#Num!
Sum of Interfund Transfer Out		*$6,728,137*	*$11,059,267*	*$1,566,569*	*($9,492,698)*	*-85.83%*
Net Total for General Institutional Exp		*$9,959,111*	*$36,479,669*	*$27,004,832*	*($9,474,837)*	*-25.97%*
Dept: 01-8060-501024	***Department Name: Institutional Sch***					
Salaries						
5106002	00 PT Clerical Staff	$25,330	$29,394	$0	($29,394)	-100.00%
Sum of Salaries		*$25,330*	*$29,394*	*$0*	*($29,394)*	*-100.00%*
Fringe Benefits						
5209000	55 SURS College Insurance ER Cont	$0	$220	$268	$48	21.82%
Sum of Fringe Benefits		*$0*	*$220*	*$268*	*$48*	*21.82%*
Net Total for Institutional Sch		*$25,330*	*$29,614*	*$268*	*($29,346)*	*-99.10%*
Dept: 01-8060-503025	***Department Name: Employee Health Ins***					
Fringe Benefits						
5201000	05 Cobra Administration	($6,502)	$500	$500	$0	0.00%
5201001	40 Employee Medical Claims Hospit	$2,288,093	$1,500,000	$1,500,000	$0	0.00%
5201001	45 Employee Medical Claims Doctor	$1,530,233	$1,400,000	$1,400,000	$0	0.00%
5201001	50 Employee Medical Claims Prescr	$1,660,005	$1,000,000	$1,000,000	$0	0.00%
5201001	55 Cobra Medical Claims Hospital	$1,144	$10,000	$10,000	$0	0.00%
5201001	60 Cobra Medical Claims Doctor	$484	$10,000	$10,000	$0	0.00%
5201001	65 Cobra Medical Claims Prescript	$607	$7,500	$7,500	$0	0.00%
5201001	70 Medical Insurance Administrati	$270,751	$220,000	$200,000	($20,000)	-9.09%
5201001	75 Medical Insurance Access Fee	$271,320	$150,000	$170,000	$20,000	13.33%
5201001	80 Medical Insurance Prescription	($438,442)	($130,000)	($225,000)	($95,000)	73.08%
5201001	85 Medical Insurance Stop Loss Ag	$771	$500	$500	$0	0.00%
5201001	90 Medical Insurance Stop Loss In	$57,970	$200,000	$200,000	$0	0.00%
5201001	95 Medical Insurance Stop Loss Re	$0	($50,000)	($50,000)	$0	0.00%
5201002	00 Dental	$234,545	$250,000	$250,000	$0	0.00%
5201002	05 Dental Insurance Administratio	$11,127	$15,000	$15,000	$0	0.00%
5201003	00 Vision	$106,257	$100,000	$100,000	$0	0.00%
5201004	00 Group Life Insurance	$31,939	$20,000	$20,000	$0	0.00%
5208000	05 Retiree Medical Claims Hospita	$197,008	$0	$0	$0	#Num!
5208000	10 Retiree Medical Claims Doctor	$147,452	$0	$0	$0	#Num!
5208000	15 Retiree Medical Claims Prescri	$79,022	$0	$0	$0	#Num!
5209000	01 Flexible Spending Admin Exp	$5,750	$8,000	$8,000	$0	0.00%
5209000	05 Employee Assistance Program	$4,410	$7,500	$7,500	$0	0.00%
5209000	08 Wellness Benefits	$0	$10,000	$10,000	$0	0.00%
Sum of Fringe Benefits		*$6,453,942*	*$4,729,000*	*$4,634,000*	*($95,000)*	*-2.01%*

Thru: 5/31/2025

Object		Object Name	FY25 YTD	FY25 Budget	FY26 Budget	$ Change	% Change
Net Total for Employee Health Ins			*$6,453,942*	*$4,729,000*	*$4,634,000*	*($95,000)*	*-2.01%*
Dept: 01-8070-506010		***Department Name: Institutional Advancement***					
Salaries							
5101001	00	FT Administrative Staff	$165,101	$178,859	$184,225	$5,366	3.00%
5102001	00	FT Prof/Tech Staff	$66,587	$62,772	$83,339	$20,567	32.76%
Sum of Salaries			*$231,688*	*$241,631*	*$267,564*	*$25,933*	*10.73%*
Fringe Benefits							
5201001	00	Employer GTL Medical Vision	$47,177	$51,538	$53,049	$1,511	2.93%
5209000	55	SURS College Insurance ER Cont	$1,969	$1,812	$2,007	$195	10.76%
Sum of Fringe Benefits			*$49,147*	*$53,350*	*$55,056*	*$1,706*	*3.20%*
Outsourced & Contractual Services							
5302000	00	Consultants	$9,853	$10,000	$10,000	$0	0.00%
5304000	05	Contractual Services	$553	$17,500	$17,500	$0	0.00%
5309000	20	Other Contractual Services	$133,300	$20,000	$35,000	$15,000	75.00%
Sum of Outsourced & Contractual Servi			*$143,705*	*$47,500*	*$62,500*	*$15,000*	*31.58%*
Maintenance, Memberships, and Printing & Postage Supplies							
5401001	00	Office Supplies	$7,048	$2,500	$2,500	$0	0.00%
5401009	00	IT Technology Supplies	$1,798	$0	$0	$0	#Num!
5401009	05	Supplies MCC Store	$2,054	$1,000	$1,500	$500	50.00%
5402000	00	Printing	$2,853	$5,000	$5,000	$0	0.00%
5404002	00	Computer Software	$635	$1,000	$1,000	$0	0.00%
5404003	00	Postage	$115	$0	$0	$0	#Num!
5406000	00	Publications & Dues	$1,103	$2,000	$2,000	$0	0.00%
5408000	05	Food Purchases	$23,103	$27,500	$28,500	$1,000	3.64%
5409000	00	Other Materials & Supplies	$10,087	$1,000	$1,000	$0	0.00%
Sum of Maintenance, Memberships, and			*$48,795*	*$40,000*	*$41,500*	*$1,500*	*3.75%*
Travel, Meeting, Professional Development, and Recruitment							
5501000	05	Meeting Expense In-District	$33,444	$5,000	$10,000	$5,000	100.00%
5502000	05	In District Travel	$8,919	$1,500	$1,500	$0	0.00%
5502000	10	Out of District Travel	$419	$2,500	$2,500	$0	0.00%
5509000	15	Other Conf & Mtg Exp	$1,145	$5,000	$5,000	$0	0.00%
Sum of Travel, Meeting, Professional D			*$43,927*	*$14,000*	*$19,000*	*$5,000*	*35.71%*
Capital Outlay							
5809000	00	Other Capital Outlay	$23,278	$0	$0	$0	#Num!
Sum of Capital Outlay			*$23,278*	*$0*	*$0*	*$0*	*#Num!*
Scholarships, Student Activities, and Waivers							

Thru: 5/31/2025

Object	Object Name	FY25 YTD	FY25 Budget	FY26 Budget	$ Change	% Change
5909000	70 Corporate Sponsorships	$2,080	$5,000	$5,000	$0	0.00%
Sum of Scholarships, Student Activities,		*$2,080*	*$5,000*	*$5,000*	*$0*	*0.00%*
Net Total for Institutional Advancemen		*$542,620*	*$401,481*	*$450,620*	*$49,139*	*12.24%*
Dept: 01-8070-506015	***Department Name: Institutional Research***					
Salaries						
5101001	00 FT Administrative Staff	$103,872	$111,286	$117,694	$6,408	5.76%
5102001	00 FT Prof/Tech Staff	$112,156	$191,171	$132,763	($58,408)	-30.55%
Sum of Salaries		*$216,028*	*$302,457*	*$250,457*	*($52,000)*	*-17.19%*
Fringe Benefits						
5201001	00 Employer GTL Medical Vision	$34,914	$60,836	$36,895	($23,941)	-39.35%
5209000	55 SURS College Insurance ER Cont	$1,836	$1,729	$1,878	$149	8.62%
Sum of Fringe Benefits		*$36,750*	*$62,565*	*$38,773*	*($23,792)*	*-38.03%*
Outsourced & Contractual Services						
5309000	20 Other Contractual Services	$21,550	$25,000	$25,000	$0	0.00%
Sum of Outsourced & Contractual Servi		*$21,550*	*$25,000*	*$25,000*	*$0*	*0.00%*
Maintenance, Memberships, and Printing & Postage Supplies						
5401001	00 Office Supplies	$114	$300	$200	($100)	-33.33%
5401009	00 IT Technology Supplies	$11	$0	$0	$0	#Num!
5401009	05 Supplies MCC Store	$0	$0	$0	$0	#Num!
5406000	00 Publications & Dues	$8,488	$8,500	$12,000	$3,500	41.18%
Sum of Maintenance, Memberships, and		*$8,613*	*$8,800*	*$12,200*	*$3,400*	*38.64%*
Travel, Meeting, Professional Development, and Recruitment						
5502000	10 Out of District Travel	$25	$800	$800	$0	0.00%
5509000	15 Other Conf & Mtg Exp	$735	$1,600	$1,600	$0	0.00%
Sum of Travel, Meeting, Professional D		*$760*	*$2,400*	*$2,400*	*$0*	*0.00%*
Net Total for Institutional Research		*$283,701*	*$401,222*	*$328,830*	*($72,392)*	*-18.04%*
Dept: 01-8080-504010	***Department Name: Information Technology***					
Salaries						
5101001	00 FT Administrative Staff	$171,141	$185,403	$190,965	$5,562	3.00%
5102001	00 FT Prof/Tech Staff	$76,454	$82,825	$85,310	$2,485	3.00%
Sum of Salaries		*$247,596*	*$268,228*	*$276,275*	*$8,047*	*3.00%*
Fringe Benefits						
5201001	00 Employer GTL Medical Vision	$29,033	$30,326	$31,043	$717	2.36%
5209000	55 SURS College Insurance ER Cont	$2,105	$2,012	$2,072	$60	2.98%

Thru: 5/31/2025

Object		Object Name	FY25 YTD	FY25 Budget	FY26 Budget	$ Change	% Change
Sum of Fringe Benefits			*$31,138*	*$32,338*	*$33,115*	*$777*	*2.40%*
Outsourced & Contractual Services							
5302000	00	Consultants	$0	$10,000	$35,000	$25,000	250.00%
5309000	20	Other Contractual Services	$220	$0	$0	$0	#Num!
Sum of Outsourced & Contractual Servi			*$220*	*$10,000*	*$35,000*	*$25,000*	*250.00%*
Maintenance, Memberships, and Printing & Postage Supplies							
5401001	00	Office Supplies	$992	$3,000	$5,000	$2,000	66.67%
5401009	00	IT Technology Supplies	$17,739	$50,000	$25,000	($25,000)	-50.00%
5404002	00	Computer Software	$1,764	$6,000	$2,500	($3,500)	-58.33%
5406000	00	Publications & Dues	$2,485	$2,200	$2,200	$0	0.00%
Sum of Maintenance, Memberships, and			*$22,980*	*$61,200*	*$34,700*	*($26,500)*	*-43.30%*
Travel, Meeting, Professional Development, and Recruitment							
5509000	15	Other Conf & Mtg Exp	$0	$500	$500	$0	0.00%
Sum of Travel, Meeting, Professional D			*$0*	*$500*	*$500*	*$0*	*0.00%*
Capital Outlay							
5805000	00	Equipment - Office	$0	$7,500	$151,030	$143,530	1913.73%
Sum of Capital Outlay			*$0*	*$7,500*	*$151,030*	*$143,530*	*1913.73%*
Net Total for Information Technology			*$301,933*	*$379,766*	*$530,620*	*$150,854*	*39.72%*
Dept: 01-8080-504015		***Department Name: Enterprise Applications***					
Salaries							
5101001	00	FT Administrative Staff	$100,926	$105,987	$117,446	$11,459	10.81%
5102001	00	FT Prof/Tech Staff	$390,534	$448,608	$439,085	($9,523)	-2.12%
Sum of Salaries			*$491,460*	*$554,595*	*$556,531*	*$1,936*	*0.35%*
Fringe Benefits							
5201001	00	Employer GTL Medical Vision	$93,153	$121,631	$98,788	($22,843)	-18.78%
5209000	55	SURS College Insurance ER Cont	$4,177	$3,485	$4,173	$688	19.74%
Sum of Fringe Benefits			*$97,331*	*$125,116*	*$102,961*	*($22,155)*	*-17.71%*
Outsourced & Contractual Services							
5302000	00	Consultants	$5,300	$75,000	$75,000	$0	0.00%
5304000	10	Contract Maintenance Services	$82,442	$464,675	$464,528	($147)	-0.03%
5309000	20	Other Contractual Services	$303,391	$408,580	$383,870	($24,710)	-6.05%
Sum of Outsourced & Contractual Servi			*$391,133*	*$948,255*	*$923,398*	*($24,857)*	*-2.62%*
Maintenance, Memberships, and Printing & Postage Supplies							
5401001	00	Office Supplies	$0	$500	$0	($500)	-100.00%

Thru: 5/31/2025

Object		Object Name	FY25 YTD	FY25 Budget	FY26 Budget	$ Change	% Change
5401009	00	IT Technology Supplies	$0	$5,000	$5,000	$0	0.00%
5404002	00	Computer Software	$133,338	$91,977	$523,164	$431,187	468.80%
Sum of Maintenance, Memberships, and			*$133,338*	*$97,477*	*$528,164*	*$430,687*	*441.83%*
Travel, Meeting, Professional Development, and Recruitment							
5502000	05	In District Travel	$0	$6,000	$6,000	$0	0.00%
5509000	15	Other Conf & Mtg Exp	$3,840	$5,500	$5,500	$0	0.00%
Sum of Travel, Meeting, Professional D			*$3,840*	*$11,500*	*$11,500*	*$0*	*0.00%*
Net Total for Enterprise Applications			*$1,117,101*	*$1,736,943*	*$2,122,554*	*$385,611*	*22.20%*
Dept: 01-8080-504020		***Department Name: Infrastructure and Security***					
Salaries							
5101001	00	FT Administrative Staff	$214,500	$232,375	$239,347	$6,972	3.00%
5102001	00	FT Prof/Tech Staff	$517,595	$381,973	$695,052	$313,079	81.96%
Sum of Salaries			*$732,095*	*$614,348*	*$934,399*	*$320,051*	*52.10%*
Fringe Benefits							
5201001	00	Employer GTL Medical Vision	$131,114	$101,645	$175,535	$73,890	72.69%
5209000	55	SURS College Insurance ER Cont	$6,207	$4,607	$5,506	$899	19.51%
Sum of Fringe Benefits			*$137,321*	*$106,252*	*$181,041*	*$74,789*	*70.39%*
Outsourced & Contractual Services							
5302000	00	Consultants	$0	$30,000	$30,000	$0	0.00%
5304000	10	Contract Maintenance Services	$64,749	$111,061	$186,433	$75,372	67.87%
5306000	00	Office Services	$3,969	$0	$0	$0	#Num!
5309000	20	Other Contractual Services	$455,398	$547,078	$660,071	$112,993	20.65%
Sum of Outsourced & Contractual Servi			*$524,115*	*$688,139*	*$876,504*	*$188,365*	*27.37%*
Maintenance, Memberships, and Printing & Postage Supplies							
5401001	00	Office Supplies	$279	$52,500	$52,500	$0	0.00%
5401009	00	IT Technology Supplies	$57,791	$4,000	$4,000	$0	0.00%
5401009	05	Supplies MCC Store	$0	$300	$300	$0	0.00%
5404002	00	Computer Software	$273,328	$432,812	$420,642	($12,170)	-2.81%
5406000	00	Publications & Dues	$320	$216	$1,950	$1,734	802.78%
Sum of Maintenance, Memberships, and			*$331,718*	*$489,828*	*$479,392*	*($10,436)*	*-2.13%*
Travel, Meeting, Professional Development, and Recruitment							
5502000	05	In District Travel	($13)	$500	$500	$0	0.00%
5502000	10	Out of District Travel	$0	$3,262	$3,500	$238	7.30%
5509000	15	Other Conf & Mtg Exp	$19,295	$43,100	$40,000	($3,100)	-7.19%
Sum of Travel, Meeting, Professional D			*$19,282*	*$46,862*	*$44,000*	*($2,862)*	*-6.11%*

Thru: 5/31/2025

Object		Object Name	FY25 YTD	FY25 Budget	FY26 Budget	$ Change	% Change
Utilities							
5705000	00	Telephone	$127,487	$154,220	$154,220	$0	0.00%
Sum of Utilities			*$127,487*	*$154,220*	*$154,220*	*$0*	*0.00%*
Capital Outlay							
5805000	00	Equipment - Office	$18,087	$56,000	$56,000	$0	0.00%
Sum of Capital Outlay			*$18,087*	*$56,000*	*$56,000*	*$0*	*0.00%*
Net Total for Infrastructure and Securi			*$1,890,106*	*$2,155,649*	*$2,725,556*	*$569,907*	*26.44%*
Dept: 01-8080-504030		***Department Name: Client Technology Services***					
Salaries							
5101001	00	FT Administrative Staff	$100,926	$105,987	$117,446	$11,459	10.81%
5102001	00	FT Prof/Tech Staff	$521,569	$601,323	$639,714	$38,391	6.38%
5106001	00	FT Clerical Staff	$115,015	$111,298	$123,830	$12,532	11.26%
5109000	70	Social Initiative Employees	$11,992	$0	$12,000	$12,000	#Div/0!
Sum of Salaries			*$749,502*	*$818,608*	*$892,990*	*$74,382*	*9.09%*
Fringe Benefits							
5201001	00	Employer GTL Medical Vision	$183,831	$209,690	$213,283	$3,593	1.71%
5209000	55	SURS College Insurance ER Cont	$6,269	$6,141	$6,765	$624	10.16%
Sum of Fringe Benefits			*$190,100*	*$215,831*	*$220,048*	*$4,217*	*1.95%*
Outsourced & Contractual Services							
5304000	10	Contract Maintenance Services	$47,964	$170,000	$150,000	($20,000)	-11.76%
5309000	20	Other Contractual Services	$186,266	$198,961	$202,359	$3,398	1.71%
Sum of Outsourced & Contractual Servi			*$234,230*	*$368,961*	*$352,359*	*($16,602)*	*-4.50%*
Maintenance, Memberships, and Printing & Postage Supplies							
5401001	00	Office Supplies	$2,440	$1,000	$0	($1,000)	-100.00%
5401009	00	IT Technology Supplies	$60,262	$50,000	$50,000	$0	0.00%
5401009	05	Supplies MCC Store	$8	$100	$100	$0	0.00%
5404002	00	Computer Software	$25,467	$260,000	$180,000	($80,000)	-30.77%
Sum of Maintenance, Memberships, and			*$88,177*	*$311,100*	*$230,100*	*($81,000)*	*-26.04%*
Travel, Meeting, Professional Development, and Recruitment							
5502000	05	In District Travel	$221	$500	$600	$100	20.00%
5509000	15	Other Conf & Mtg Exp	$135	$0	$0	$0	#Num!
Sum of Travel, Meeting, Professional D			*$356*	*$500*	*$600*	*$100*	*20.00%*
Utilities							
5705000	00	Telephone	$50,212	$50,000	$50,000	$0	0.00%

Thru: 5/31/2025

Object	Object Name	FY25 YTD	FY25 Budget	FY26 Budget	$ Change	% Change
Sum of Utilities		*$50,212*	*$50,000*	*$50,000*	*$0*	*0.00%*
Net Total for Client Technology Servic		*$1,312,577*	*$1,765,000*	*$1,746,097*	*($18,903)*	*-1.07%*
Dept: 01-8090-000000	***Department Name: General***					
Scholarships, Student Activities, and Waivers						
5904000	05 Financial Charges/Adjustments	$4,276	$5,000	$5,000	$0	0.00%
5904000	10 Fee Loss/Uncollectable	$10,091	$500	$10,000	$9,500	1900.00%
5904000	30 Debt Forgiveness	$10,569	$2,500	$2,500	$0	0.00%
Sum of Scholarships, Student Activities,		*$24,936*	*$8,000*	*$17,500*	*$9,500*	*118.75%*
Net Total for General		*$24,936*	*$8,000*	*$17,500*	*$9,500*	*118.75%*
Dept: 01-9030-000000	***Department Name: General***					
Scholarships, Student Activities, and Waivers						
5901003	20 Waiver - Except. to refund Pol	$132,115	$125,000	$125,000	$0	0.00%
Sum of Scholarships, Student Activities,		*$132,115*	*$125,000*	*$125,000*	*$0*	*0.00%*
Net Total for General		*$132,115*	*$125,000*	*$125,000*	*$0*	*0.00%*
Net Surplus/(Deficit) of Education		$598,837	($2,752,186)	$873,898	$3,626,084	-131.75%

Thru: 5/31/2025

Object		Object Name	FY25 YTD	FY25 Budget	FY26 Budget	$ Change	% Change
Fund 02		**Operations and Maintenance**					
Dept: 02-0000-000000		***Department Name: General***					
Local Governmental Sources							
4101001	05	Real Estate Taxes	$2,182,835	$2,355,204	$2,464,740	$109,536	4.65%
4103500	00	CPPRT	$179,480	$292,744	$292,744	$0	0.00%
Sum of Local Governmental Sources			*$2,362,315*	*$2,647,948*	*$2,757,484*	*$109,536*	*4.14%*
State Governmental Sources							
4201001	00	Base Operating Grants	$1,245,836	$1,359,094	$1,180,330	($178,764)	-13.15%
Sum of State Governmental Sources			*$1,245,836*	*$1,359,094*	*$1,180,330*	*($178,764)*	*-13.15%*
Student Tuition & Fees							
4401001	00	Tuition-In District	$1,726,281	$1,694,316	$1,741,229	$46,913	2.77%
4401002	00	Tuition-Out of District	$54,562	$30,484	$31,328	$844	2.77%
4401003	00	Tuition-Out of State	$5,248	$4,825	$4,958	$133	2.76%
4401004	00	Tuition-International Students	$6,372	$981	$1,008	$27	2.75%
Sum of Student Tuition & Fees			*$1,792,463*	*$1,730,606*	*$1,778,523*	*$47,917*	*2.77%*
Investment Revenue							
4709000	06	Change in Fair Value of Invest	$348,963	$96,695	$277,812	$181,117	187.31%
4709000	07	Investment Transaction Fees	($4,462)	($4,859)	($5,382)	($523)	10.76%
Sum of Investment Revenue			*$344,501*	*$91,836*	*$272,430*	*$180,594*	*196.65%*
Other Revenue							
4901001	00	Campus Safety Court Fees/Fines	$443	$1,000	$1,000	$0	0.00%
4909000	50	Other Misc Income	$0	$35,000	$15,000	($20,000)	-57.14%
Sum of Other Revenue			*$443*	*$36,000*	*$16,000*	*($20,000)*	*-55.56%*
Net Total for General			*$5,745,558*	*$5,865,484*	*$6,004,767*	*$139,283*	*2.37%*
Dept: 02-7010-505015		***Department Name: Building Maintn***					
Salaries							
5102001	00	FT Prof/Tech Staff	$118,960	$95,851	$170,124	$74,273	77.49%
5102002	00	PT Prof/Technical Staff	$153,840	$88,691	$165,923	$77,232	87.08%
5107001	00	FT Maintenance	$93,269	$50,000	$97,094	$47,094	94.19%
Sum of Salaries			*$366,068*	*$234,542*	*$433,141*	*$198,599*	*84.68%*
Fringe Benefits							
5201001	00	Employer GTL Medical Vision	$91,210	$91,352	$137,378	$46,026	50.38%
5209000	55	SURS College Insurance ER Cont	$2,800	$1,384	$2,400	$1,016	73.41%
Sum of Fringe Benefits			*$94,010*	*$92,736*	*$139,778*	*$47,042*	*50.73%*

Thru: 5/31/2025

Object		Object Name	FY25 YTD	FY25 Budget	FY26 Budget	$ Change	% Change
Outsourced & Contractual Services							
5304000	10	Contract Maintenance Services	$581,026	$218,400	$250,000	$31,600	14.47%
5309000	20	Other Contractual Services	$30,115	$0	$0	$0	#Num!
Sum of Outsourced & Contractual Servi			*$611,140*	*$218,400*	*$250,000*	*$31,600*	*14.47%*
Maintenance, Memberships, and Printing & Postage Supplies							
5401001	00	Office Supplies	$10,112	$2,500	$2,000	($500)	-20.00%
5401009	00	IT Technology Supplies	$9,131	$0	$0	$0	#Num!
5401009	05	Supplies MCC Store	$111	$100	$150	$50	50.00%
5402000	00	Printing	$0	$250	$250	$0	0.00%
5404002	00	Computer Software	$2,000	$0	$0	$0	#Num!
5404003	00	Postage	$0	$50	$50	$0	0.00%
5404004	00	Repair Materials & Supplies	$350,059	$275,100	$358,000	$82,900	30.13%
5406000	00	Publications & Dues	$393	$1,500	$1,000	($500)	-33.33%
5409000	00	Other Materials & Supplies	$56,997	$0	$10,000	$10,000	#Div/0!
Sum of Maintenance, Memberships, and			*$428,803*	*$279,500*	*$371,450*	*$91,950*	*32.90%*
Travel, Meeting, Professional Development, and Recruitment							
5501000	05	Meeting Expense In-District	$685	$200	$250	$50	25.00%
5502000	05	In District Travel	$195	$200	$250	$50	25.00%
5502000	10	Out of District Travel	$0	$1,000	$1,200	$200	20.00%
5509000	15	Other Conf & Mtg Exp	$629	$400	$400	$0	0.00%
Sum of Travel, Meeting, Professional D			*$1,508*	*$1,800*	*$2,100*	*$300*	*16.67%*
Fixed Charges, Rental, Property Insurance, and Debt Retirement							
5602000	00	Rental - Equipment	$26,425	$10,000	$12,000	$2,000	20.00%
Sum of Fixed Charges, Rental, Property			*$26,425*	*$10,000*	*$12,000*	*$2,000*	*20.00%*
Capital Outlay							
5807000	00	Equipment	$16,004	$0	$25,000	$25,000	#Div/0!
Sum of Capital Outlay			*$16,004*	*$0*	*$25,000*	*$25,000*	*#Div/0!*
Net Total for Building Maintn			*$1,543,959*	*$836,978*	*$1,233,469*	*$396,491*	*47.37%*
Dept: 02-7010-505060		***Department Name: I.S.E.S.***					
Outsourced & Contractual Services							
5309000	20	Other Contractual Services	$2,985	$0	$0	$0	#Num!
Sum of Outsourced & Contractual Servi			*$2,985*	*$0*	*$0*	*$0*	*#Num!*
Capital Outlay							
5807000	05	Repl Equip - Service	$0	$0	$0	$0	#Num!
Sum of Capital Outlay			*$0*	*$0*	*$0*	*$0*	*#Num!*

Object		Object Name	FY25 YTD	FY25 Budget	FY26 Budget	$ Change	% Change
Net Total for I.S.E.S.			*$2,985*	*$0*	*$0*	*$0*	*#Num!*
Dept: 02-7020-505025		***Department Name: Custodial Maintn***					
Outsourced & Contractual Services							
5304000	10	Contract Maintenance Services	$838,871	$1,102,500	$1,150,000	$47,500	4.31%
5309000	20	Other Contractual Services	$0	$6,500	$0	($6,500)	-100.00%
Sum of Outsourced & Contractual Servi			*$838,871*	*$1,109,000*	*$1,150,000*	*$41,000*	*3.70%*
Maintenance, Memberships, and Printing & Postage Supplies							
5401004	00	Maintenance Supplies	$17,537	$0	$0	$0	#Num!
Sum of Maintenance, Memberships, and			*$17,537*	*$0*	*$0*	*$0*	*#Num!*
Net Total for Custodial Maintn			*$856,408*	*$1,109,000*	*$1,150,000*	*$41,000*	*3.70%*
Dept: 02-7020-505030		***Department Name: Catalyst Campus Custodial Maint***					
Outsourced & Contractual Services							
5304000	10	Contract Maintenance Services	$22,990	$20,000	$30,000	$10,000	50.00%
5309000	20	Other Contractual Services	$10,955	$5,000	$5,000	$0	0.00%
5309000	25	Snow Removal	$0	$15,000	$20,000	$5,000	33.33%
5309000	30	Refuse Removal	$2,171	$10,000	$10,000	$0	0.00%
Sum of Outsourced & Contractual Servi			*$36,116*	*$50,000*	*$65,000*	*$15,000*	*30.00%*
Maintenance, Memberships, and Printing & Postage Supplies							
5401004	00	Maintenance Supplies	$2,469	$10,000	$10,000	$0	0.00%
Sum of Maintenance, Memberships, and			*$2,469*	*$10,000*	*$10,000*	*$0*	*0.00%*
Utilities							
5701000	00	Gas	$744	$5,500	$6,000	$500	9.09%
5703000	00	Electricity	$1,845	$11,000	$12,000	$1,000	9.09%
5704000	00	Water/Sewage	$223	$1,000	$12,000	$11,000	1100.00%
Sum of Utilities			*$2,812*	*$17,500*	*$30,000*	*$12,500*	*71.43%*
Net Total for Catalyst Campus Custodi			*$41,397*	*$77,500*	*$105,000*	*$27,500*	*35.48%*
Dept: 02-7020-505070		***Department Name: Catalyst Campus Custodial Main***					
Outsourced & Contractual Services							
5304000	10	Contract Maintenance Services	$17,852	$0	$0	$0	#Num!
5309000	20	Other Contractual Services	$13,341	$0	$0	$0	#Num!
5309000	25	Snow Removal	$12,346	$0	$0	$0	#Num!
5309000	30	Refuse Removal	$3,636	$0	$0	$0	#Num!
Sum of Outsourced & Contractual Servi			*$47,175*	*$0*	*$0*	*$0*	*#Num!*

Thru: 5/31/2025

Object		Object Name	FY25 YTD	FY25 Budget	FY26 Budget	$ Change	% Change
Maintenance, Memberships, and Printing & Postage Supplies							
5401004	00	Maintenance Supplies	$1,734	$0	$0	$0	#Num!
Sum of Maintenance, Memberships, and			*$1,734*	*$0*	*$0*	*$0*	*#Num!*
Utilities							
5701000	00	Gas	$4,929	$0	$0	$0	#Num!
5703000	00	Electricity	$19,028	$0	$0	$0	#Num!
5704000	00	Water/Sewage	$379	$0	$0	$0	#Num!
Sum of Utilities			*$24,336*	*$0*	*$0*	*$0*	*#Num!*
Net Total for Catalyst Campus Custodi			*$73,246*	*$0*	*$0*	*$0*	*#Num!*
Dept: 02-7030-505035		***Department Name: Roads & Grounds***					
Salaries							
5106001	10	FT Service Staff	$86,092	$87,281	$102,964	$15,683	17.97%
Sum of Salaries			*$86,092*	*$87,281*	*$102,964*	*$15,683*	*17.97%*
Fringe Benefits							
5201001	00	Employer GTL Medical Vision	$37,778	$39,294	$40,446	$1,152	2.93%
5209000	55	SURS College Insurance ER Cont	$732	$654	$772	$118	18.04%
Sum of Fringe Benefits			*$38,510*	*$39,948*	*$41,218*	*$1,270*	*3.18%*
Outsourced & Contractual Services							
5304000	10	Contract Maintenance Services	$136,293	$125,000	$135,000	$10,000	8.00%
5309000	20	Other Contractual Services	$58,515	$25,000	$27,500	$2,500	10.00%
5309000	25	Snow Removal	$189,500	$225,000	$240,000	$15,000	6.67%
5309000	30	Refuse Removal	$29,848	$30,000	$35,000	$5,000	16.67%
Sum of Outsourced & Contractual Servi			*$414,156*	*$405,000*	*$437,500*	*$32,500*	*8.02%*
Maintenance, Memberships, and Printing & Postage Supplies							
5401001	00	Office Supplies	$0	$250	$0	($250)	-100.00%
5401004	00	Maintenance Supplies	$713	$12,000	$12,000	$0	0.00%
5404004	00	Repair Materials & Supplies	$5,141	$5,000	$6,000	$1,000	20.00%
5409000	00	Other Materials & Supplies	$3,288	$0	$0	$0	#Num!
Sum of Maintenance, Memberships, and			*$9,141*	*$17,250*	*$18,000*	*$750*	*4.35%*
Travel, Meeting, Professional Development, and Recruitment							
5509000	10	Vehicle Expense	$8,387	$8,000	$8,000	$0	0.00%
Sum of Travel, Meeting, Professional D			*$8,387*	*$8,000*	*$8,000*	*$0*	*0.00%*
Fixed Charges, Rental, Property Insurance, and Debt Retirement							
5602000	00	Rental - Equipment	$800	$7,500	$7,500	$0	0.00%

Object	Object Name	FY25 YTD	FY25 Budget	FY26 Budget	$ Change	% Change
Sum of Fixed Charges, Rental, Property		*$800*	*$7,500*	*$7,500*	*$0*	*0.00%*
Capital Outlay						
5807000 00	Equipment	$0	$50,000	$25,000	($25,000)	-50.00%
Sum of Capital Outlay		*$0*	*$50,000*	*$25,000*	*($25,000)*	*-50.00%*
Net Total for Roads & Grounds		*$557,087*	*$614,979*	*$640,182*	*$25,203*	*4.10%*
Dept: 02-7030-505036	***Department Name: Roads & Grounds-Athletic***					
Outsourced & Contractual Services						
5304000 10	Contract Maintenance Services	$4,385	$64,220	$70,000	$5,780	9.00%
5309000 20	Other Contractual Services	$1,996	$48,000	$50,000	$2,000	4.17%
Sum of Outsourced & Contractual Servi		*$6,381*	*$112,220*	*$120,000*	*$7,780*	*6.93%*
Maintenance, Memberships, and Printing & Postage Supplies						
5401004 00	Maintenance Supplies	$0	$0	$0	$0	#Num!
Sum of Maintenance, Memberships, and		*$0*	*$0*	*$0*	*$0*	*#Num!*
Travel, Meeting, Professional Development, and Recruitment						
5509000 10	Vehicle Expense	$480	$0	$0	$0	#Num!
Sum of Travel, Meeting, Professional D		*$480*	*$0*	*$0*	*$0*	*#Num!*
Net Total for Roads & Grounds-Athleti		*$6,861*	*$112,220*	*$120,000*	*$7,780*	*6.93%*
Dept: 02-7030-505055	***Department Name: Buildings & Grnds***					
Salaries						
5101001 00	FT Administrative Staff	$190,559	$235,484	$257,446	$21,962	9.33%
5102001 00	FT Prof/Tech Staff	$106,626	$98,998	$127,087	$28,089	28.37%
Sum of Salaries		*$297,186*	*$334,482*	*$384,533*	*$50,051*	*14.96%*
Fringe Benefits						
5201001 00	Employer GTL Medical Vision	$50,745	$61,893	$70,842	$8,949	14.46%
5209000 55	SURS College Insurance ER Cont	$2,526	$2,508	$1,835	($673)	-26.83%
Sum of Fringe Benefits		*$53,271*	*$64,401*	*$72,677*	*$8,276*	*12.85%*
Outsourced & Contractual Services						
5309000 20	Other Contractual Services	$11,834	$84,000	$86,500	$2,500	2.98%
Sum of Outsourced & Contractual Servi		*$11,834*	*$84,000*	*$86,500*	*$2,500*	*2.98%*
Maintenance, Memberships, and Printing & Postage Supplies						
5401001 00	Office Supplies	$0	$900	$0	($900)	-100.00%
5401009 00	IT Technology Supplies	$450	$0	$0	$0	#Num!
5401009 05	Supplies MCC Store	$15	$0	$0	$0	#Num!

Object		Object Name	FY25 YTD	FY25 Budget	FY26 Budget	$ Change	% Change
5406000	00	Publications & Dues	$0	$900	$500	($400)	-44.44%
5409000	00	Other Materials & Supplies	$1,231	$0	$0	$0	#Num!
Sum of Maintenance, Memberships, and			*$1,696*	*$1,800*	*$500*	*($1,300)*	*-72.22%*
Travel, Meeting, Professional Development, and Recruitment							
5502000	10	Out of District Travel	$0	$1,000	$1,200	$200	20.00%
5509000	15	Other Conf & Mtg Exp	$1,251	$1,000	$1,200	$200	20.00%
Sum of Travel, Meeting, Professional D			*$1,251*	*$2,000*	*$2,400*	*$400*	*20.00%*
Net Total for Buildings & Grnds			*$365,238*	*$486,683*	*$546,610*	*$59,927*	*12.31%*
Dept: 02-7050-505040		***Department Name: Vehicle Expense***					
Travel, Meeting, Professional Development, and Recruitment							
5509000	10	Vehicle Expense	$6,781	$13,500	$13,500	$0	0.00%
Sum of Travel, Meeting, Professional D			*$6,781*	*$13,500*	*$13,500*	*$0*	*0.00%*
Fixed Charges, Rental, Property Insurance, and Debt Retirement							
5609000	05	Vehicle Lease	$27,135	$31,500	$31,500	$0	0.00%
Sum of Fixed Charges, Rental, Property			*$27,135*	*$31,500*	*$31,500*	*$0*	*0.00%*
Capital Outlay							
5807000	00	Equipment			$35,000		
Sum of Capital Outlay					*$35,000*		
Net Total for Vehicle Expense			*$33,916*	*$45,000*	*$80,000*	*$35,000*	*77.78%*
Dept: 02-7060-505045		***Department Name: Utility Expense***					
Utilities							
5701000	00	Gas	$135,570	$185,000	$185,000	$0	0.00%
5703000	00	Electricity	$788,536	$700,000	$1,000,000	$300,000	42.86%
5704000	00	Water/Sewage	$36,351	$55,000	$60,000	$5,000	9.09%
Sum of Utilities			*$960,458*	*$940,000*	*$1,245,000*	*$305,000*	*32.45%*
Net Total for Utility Expense			*$960,458*	*$940,000*	*$1,245,000*	*$305,000*	*32.45%*
Dept: 02-7090-505050		***Department Name: Physical Fac Oth***					
Salaries							
5101001	00	FT Administrative Staff	$0	$0	$0	$0	#Num!
Sum of Salaries			*$0*	*$0*	*$0*	*$0*	*#Num!*
Outsourced & Contractual Services							
5304000	10	Contract Maintenance Services	$193,995	$0	$5,000	$5,000	#Div/0!
5309000	20	Other Contractual Services	$47,154	$115,000	$125,000	$10,000	8.70%

Thru: 5/31/2025

Object		Object Name	FY25 YTD	FY25 Budget	FY26 Budget	$ Change	% Change
Sum of Outsourced & Contractual Servi			*$241,148*	*$115,000*	*$130,000*	*$15,000*	*13.04%*
Maintenance, Memberships, and Printing & Postage Supplies							
5401001	00	Office Supplies	$95,268	$150,000	$100,000	($50,000)	-33.33%
5401004	00	Maintenance Supplies	$12,497	$0	$1,000	$1,000	#Div/0!
5402000	00	Printing	$246	$5,000	$1,000	($4,000)	-80.00%
5404004	00	Repair Materials & Supplies	$3,728	$125,000	$125,000	$0	0.00%
5406000	00	Publications & Dues	$131	$0	$0	$0	#Num!
5409000	00	Other Materials & Supplies	$68,744	$50,000	$50,000	$0	0.00%
Sum of Maintenance, Memberships, and			*$180,614*	*$330,000*	*$277,000*	*($53,000)*	*-16.06%*
Travel, Meeting, Professional Development, and Recruitment							
5501000	05	Meeting Expense In-District	$35	$0	$0	$0	#Num!
Sum of Travel, Meeting, Professional D			*$35*	*$0*	*$0*	*$0*	*#Num!*
Fixed Charges, Rental, Property Insurance, and Debt Retirement							
5602000	00	Rental - Equipment	$0	$3,000	$5,000	$2,000	66.67%
Sum of Fixed Charges, Rental, Property			*$0*	*$3,000*	*$5,000*	*$2,000*	*66.67%*
Capital Outlay							
5801000	00	Site Acquistion	$0	$0	$0	$0	#Num!
5802000	00	Site Improvements	$14,274	$50,000	$125,000	$75,000	150.00%
5807000	00	Equipment	$0	$195,000	$15,000	($180,000)	-92.31%
5809000	07	Architectual Services	$0	$12,000	$265,000	$253,000	2108.33%
5809000	60	Building Improvements	$164,378	$1,135,000	$941,404	($193,596)	-17.06%
Sum of Capital Outlay			*$178,652*	*$1,392,000*	*$1,346,404*	*($45,596)*	*-3.28%*
Net Total for Physical Fac Oth			*$600,448*	*$1,840,000*	*$1,758,404*	*($81,596)*	*-4.43%*
Net Surplus/(Deficit) of Operations and M			$703,554	($196,876)	($873,898)	($677,022)	343.88%

Object		Object Name	FY25 YTD	FY25 Budget	FY26 Budget	$ Change	% Change
Fund 03		**Operations and Maintenance Restrict**					
Dept: 03-0000-000000		***Department Name: General***					
State Governmental Sources							
4209000	00	Revenue State Sources - Other	$0	$23,954,726	$21,459,820	($2,494,906)	-10.42%
Sum of State Governmental Sources			*$0*	*$23,954,726*	*$21,459,820*	*($2,494,906)*	*-10.42%*
Student Tuition & Fees							
4402000	30	Infrastructure Fee	$79,674	$79,132	$81,323	$2,191	2.77%
Sum of Student Tuition & Fees			*$79,674*	*$79,132*	*$81,323*	*$2,191*	*2.77%*
Investment Revenue							
4709000	05	Interest On Investments	$5,245	$0	$0	$0	#Num!
4709000	06	Change in Fair Value of Invest	$395,098	$185,835	$456,433	$270,598	145.61%
4709000	07	Investment Transaction Fees	($1,360)	($9,339)	($11,503)	($2,164)	23.17%
Sum of Investment Revenue			*$398,983*	*$176,496*	*$444,930*	*$268,434*	*152.09%*
Nongovernmental Gifts							
4809000	03	Gift MCC Foundation	$0	$5,600,000	$0	($5,600,000)	-100.00%
4809000	25	Foundation Contributions	$0	$0	$0	$0	#Num!
Sum of Nongovernmental Gifts			*$0*	*$5,600,000*	*$0*	*($5,600,000)*	*-100.00%*
Other Revenue							
4909000	50	Other Misc Income	$1,788,992	$0	$0	$0	#Num!
4909001	00	Proceeds from Capital Lease	$0	$1,000,000	$1,000,000	$0	0.00%
4909001	10	Proceeds from Leases	$0	$1,241,619	$1,241,619	$0	0.00%
Sum of Other Revenue			*$1,788,992*	*$2,241,619*	*$2,241,619*	*$0*	*0.00%*
Interfund Transfer In							
7202002	00	Transfer - In	$5,998,137	$10,329,267	$500,000	($9,829,267)	-95.16%
Sum of Interfund Transfer In			*$5,998,137*	*$10,329,267*	*$500,000*	*($9,829,267)*	*-95.16%*
Net Total for General			*$8,265,786*	*$42,381,240*	*$24,727,692*	*($17,653,548)*	*-41.65%*
Dept: 03-6080-501061		***Department Name: Univeristy Center Building***					
Outsourced & Contractual Services							
5309000	20	Other Contractual Services	$31,959	$0	$0	$0	#Num!
Sum of Outsourced & Contractual Servi			*$31,959*	*$0*	*$0*	*$0*	*#Num!*
Maintenance, Memberships, and Printing & Postage Supplies							
5401001	00	Office Supplies	$43,894	$0	$0	$0	#Num!
5401009	00	IT Technology Supplies	$51,960	$0	$0	$0	#Num!

Object		Object Name	FY25 YTD	FY25 Budget	FY26 Budget	$ Change	% Change
5404004	00	Repair Materials & Supplies	$2,093	$0	$0	$0	#Num!
5409000	00	Other Materials & Supplies	$375	$0	$0	$0	#Num!
Sum of Maintenance, Memberships, and			*$98,321*	*$0*	*$0*	*$0*	*#Num!*
Capital Outlay							
5803000	00	Buildings - New	$316,774	$0	$0	$0	#Num!
5806000	00	Equipment - Instructional	$0	$0	$0	$0	#Num!
5809000	07	Architectual Services	$0	$0	$0	$0	#Num!
Sum of Capital Outlay			*$316,774*	*$0*	*$0*	*$0*	*#Num!*
Net Total for Univeristy Center Buildin			*$447,054*	*$0*	*$0*	*$0*	*#Num!*
Dept: 03-8020-501030		***Department Name: Replacement Reserv***					
Outsourced & Contractual Services							
5304000	10	Contract Maintenance Services	$0	$50,000	$50,485	$485	0.97%
5309000	20	Other Contractual Services	$0	$100,000	$100,000	$0	0.00%
Sum of Outsourced & Contractual Servi			*$0*	*$150,000*	*$150,485*	*$485*	*0.32%*
Capital Outlay							
5801000	00	Site Acquistion	$0	$300,000	$500,000	$200,000	66.67%
5809000	00	Other Capital Outlay	$9,623	$5,181,858	$17,900,031	$12,718,173	245.44%
5809000	07	Architectual Services	$24,800	$0	$526,253	$526,253	#Div/0!
5809000	10	Site Improvement	$0	$4,495,114	$0	($4,495,114)	-100.00%
5809000	60	Building Improvements	$0	$9,479,267	$0	($9,479,267)	-100.00%
Sum of Capital Outlay			*$34,423*	*$19,456,239*	*$18,926,284*	*($529,955)*	*-2.72%*
Net Total for Replacement Reserv			*$34,423*	*$19,606,239*	*$19,076,769*	*($529,470)*	*-2.70%*
Dept: 03-8020-501049		***Department Name: Leases***					
Capital Outlay							
5805000	00	Equipment - Office	$0	$1,241,619	$1,241,619	$0	0.00%
Sum of Capital Outlay			*$0*	*$1,241,619*	*$1,241,619*	*$0*	*0.00%*
Net Total for Leases			*$0*	*$1,241,619*	*$1,241,619*	*$0*	*0.00%*
Dept: 03-8020-501050		***Department Name: Building E & D Project***					
Capital Outlay							
5809000	07	Architectual Services	$0	$0	$0	$0	#Num!
Sum of Capital Outlay			*$0*	*$0*	*$0*	*$0*	*#Num!*
Net Total for Building E & D Project			*$0*	*$0*	*$0*	*$0*	*#Num!*
Dept: 03-8020-501054		***Department Name: Capital Leases***					

Object	Object Name	FY25 YTD	FY25 Budget	FY26 Budget	$ Change	% Change
Capital Outlay						
5805000 00	Equipment - Office	$0	$1,000,000	$1,000,000	$0	0.00%
Sum of Capital Outlay		*$0*	*$1,000,000*	*$1,000,000*	*$0*	*0.00%*
Net Total for Capital Leases		*$0*	*$1,000,000*	*$1,000,000*	*$0*	*0.00%*
Dept: 03-8060-501055	***Department Name: Health & Science Proj***					
Capital Outlay						
5803000 00	Buildings - New	$0	$0	$0	$0	#Num!
Sum of Capital Outlay		*$0*	*$0*	*$0*	*$0*	*#Num!*
Net Total for Health & Science Proj		*$0*	*$0*	*$0*	*$0*	*#Num!*
Dept: 03-8060-501060	***Department Name: CATI Building CDB Project***					
Outsourced & Contractual Services						
5309000 20	Other Contractual Services	$0	$0	$0	$0	#Num!
Sum of Outsourced & Contractual Servi		*$0*	*$0*	*$0*	*$0*	*#Num!*
Maintenance, Memberships, and Printing & Postage Supplies						
5401001 00	Office Supplies	$597,478	$0	$0	$0	#Num!
5401002 00	Instructional Supplies	$221,585	$0	$0	$0	#Num!
5401009 00	IT Technology Supplies	$33,187	$0	$0	$0	#Num!
5404002 00	Computer Software	$299	$0	$0	$0	#Num!
5409000 00	Other Materials & Supplies	$48,060	$0	$0	$0	#Num!
Sum of Maintenance, Memberships, and		*$900,609*	*$0*	*$0*	*$0*	*#Num!*
Fixed Charges, Rental, Property Insurance, and Debt Retirement						
5602000 00	Rental - Equipment	$10,144	$0	$0	$0	#Num!
Sum of Fixed Charges, Rental, Property		*$10,144*	*$0*	*$0*	*$0*	*#Num!*
Capital Outlay						
5803000 00	Buildings - New	$60,304	$29,670,101	$29,670,101	$0	0.00%
5806000 00	Equipment - Instructional	$288,699	$4,951,182	$0	($4,951,182)	-100.00%
5809000 00	Other Capital Outlay	$6,983,403	$0	$0	$0	#Num!
Sum of Capital Outlay		*$7,332,406*	*$34,621,283*	*$29,670,101*	*($4,951,182)*	*-14.30%*
Net Total for CATI Building CDB Proj		*$8,243,159*	*$34,621,283*	*$29,670,101*	*($4,951,182)*	*-14.30%*
Dept: 03-8060-501063	***Department Name: 2024 BP1 - Renovation***					
Maintenance, Memberships, and Printing & Postage Supplies						
5401009 00	IT Technology Supplies	$1,253	$0	$0	$0	#Num!
Sum of Maintenance, Memberships, and		*$1,253*	*$0*	*$0*	*$0*	*#Num!*

Thru: 5/31/2025

Object		Object Name	FY25 YTD	FY25 Budget	FY26 Budget	$ Change	% Change
Capital Outlay							
5804000	00	Building Remodeling	$495,411	$0	$0	$0	#Num!
5809000	07	Architectual Services	$58,756	$0	$0	$0	#Num!
Sum of Capital Outlay			*$554,168*	*$0*	*$0*	*$0*	*#Num!*
Net Total for 2024 BP1 - Renovation			*$555,420*	*$0*	*$0*	*$0*	*#Num!*
Dept: 03-8060-501070		***Department Name: 2024 BP2 - Renovation***					
Maintenance, Memberships, and Printing & Postage Supplies							
5401001	00	Office Supplies	$0	$0	$0	$0	#Num!
5401009	00	IT Technology Supplies	$2,980	$0	$0	$0	#Num!
Sum of Maintenance, Memberships, and			*$2,980*	*$0*	*$0*	*$0*	*#Num!*
Capital Outlay							
5804000	00	Building Remodeling	$1,573,894	$0	$0	$0	#Num!
5809000	07	Architectual Services	$219,814	$0	$0	$0	#Num!
Sum of Capital Outlay			*$1,793,708*	*$0*	*$0*	*$0*	*#Num!*
Net Total for 2024 BP2 - Renovation			*$1,796,688*	*$0*	*$0*	*$0*	*#Num!*
Net Surplus/(Deficit) of Operations and M			($2,810,960)	($14,087,901)	($26,260,797)	($12,172,896)	86.41%

Thru: 5/31/2025

Object	Object Name	FY25 YTD	FY25 Budget	FY26 Budget	$ Change	% Change
Fund 04	**Bond and Interest**					
Dept: 04-0000-000000	***Department Name: General***					
Student Tuition & Fees						
4402000 30	Infrastructure Fee	$743,638	$738,561	$759,011	$20,450	2.77%
Sum of Student Tuition & Fees		*$743,638*	*$738,561*	*$759,011*	*$20,450*	*2.77%*
Net Total for General		*$743,638*	*$738,561*	*$759,011*	*$20,450*	*2.77%*
Dept: 04-8060-501017	***Department Name: Institutional***					
Fixed Charges, Rental, Property Insurance, and Debt Retirement						
5609000 50	Bond Principal	$375,000	$375,000	$390,000	$15,000	4.00%
5609000 55	Interest Expense	$249,600	$249,600	$234,600	($15,000)	-6.01%
Sum of Fixed Charges, Rental, Property		*$624,600*	*$624,600*	*$624,600*	*$0*	*0.00%*
Net Total for Institutional		*$624,600*	*$624,600*	*$624,600*	*$0*	*0.00%*
Net Surplus/(Deficit) of Bond and Interest		$119,038	$113,961	$134,411	$20,450	17.94%

Object		Object Name	FY25 YTD	FY25 Budget	FY26 Budget	$ Change	% Change
Fund 05 Auxiliary							
Dept: 05-0000-000000		***Department Name: General***					
Student Tuition & Fees							
4401001	00	Tuition-In District	$841,287	$815,144	$837,714	$22,570	2.77%
4401001	20	Online-Tuition & Fees	$0	$652	$670	$18	2.76%
4401002	00	Tuition-Out of District	$26,541	$14,666	$15,072	$406	2.77%
4401003	00	Tuition-Out of State	$2,544	$2,321	$2,385	$64	2.76%
4401004	00	Tuition-International Students	$3,068	$472	$485	$13	2.75%
4402002	00	Application Fee	$40,110	$30,000	$30,000	$0	0.00%
Sum of Student Tuition & Fees			*$913,550*	*$863,255*	*$886,326*	*$23,071*	*2.67%*
Sales & Service Fees							
4504000	24	CE Tuition	$3,382	$0	$4,000	$4,000	#Div/0!
Sum of Sales & Service Fees			*$3,382*	*$0*	*$4,000*	*$4,000*	*#Div/0!*
Interfund Transfer In							
7202000	05	Transfers	$730,000	$730,000	$1,066,569	$336,569	46.11%
Sum of Interfund Transfer In			*$730,000*	*$730,000*	*$1,066,569*	*$336,569*	*46.11%*
Net Total for General			*$1,646,932*	*$1,593,255*	*$1,956,895*	*$363,640*	*22.82%*
Dept: 05-0000-401024		***Department Name: Personal Development Program***					
Sales & Service Fees							
4504000	24	CE Tuition	$157,674	$80,000	$115,000	$35,000	43.75%
Sum of Sales & Service Fees			*$157,674*	*$80,000*	*$115,000*	*$35,000*	*43.75%*
Net Total for Personal Development Pr			*$157,674*	*$80,000*	*$115,000*	*$35,000*	*43.75%*
Dept: 05-0000-404015		***Department Name: People In Need***					
Other Revenue							
4909000	26	Ctr Non-Profit Ldrship Revenue	$0	$9,500	$9,500	$0	0.00%
Sum of Other Revenue			*$0*	*$9,500*	*$9,500*	*$0*	*0.00%*
Net Total for People In Need			*$0*	*$9,500*	*$9,500*	*$0*	*0.00%*
Dept: 05-0000-501033		***Department Name: Tartan Bistro - Cullinary***					
Sales & Service Fees							
4505001	00	Culinary Food Sales	$25,514	$10,000	$15,000	$5,000	50.00%
4509001	00	Culinary & Other Misc.	$4,011	$2,000	$0	($2,000)	-100.00%
Sum of Sales & Service Fees			*$29,525*	*$12,000*	*$15,000*	*$3,000*	*25.00%*

Object	Object Name	FY25 YTD	FY25 Budget	FY26 Budget	$ Change	% Change
Net Total for Tartan Bistro - Cullinary		*$29,525*	*$12,000*	*$15,000*	*$3,000*	*25.00%*
Dept: 05-0000-601005	***Department Name: University Center***					
Sales & Service Fees						
4504000 14	University Center	$159,666	$196,710	$352,323	$155,613	79.11%
Sum of Sales & Service Fees		*$159,666*	*$196,710*	*$352,323*	*$155,613*	*79.11%*
Net Total for University Center		*$159,666*	*$196,710*	*$352,323*	*$155,613*	*79.11%*
Dept: 05-0000-601010	***Department Name: Conferences and Rental***					
Sales & Service Fees						
4504000 70	Planetarium Events Revenue	$420	$12,500	$13,000	$500	4.00%
4509000 05	Conferences & Rental Income	$70,923	$75,000	$75,000	$0	0.00%
Sum of Sales & Service Fees		*$71,343*	*$87,500*	*$88,000*	*$500*	*0.57%*
Facilities Revenue						
4609001 00	Shah Center Rentals	$0	$25,000	$25,000	$0	0.00%
4609002 00	MCC Conf. Ctr Rental	$750	$0	$500	$500	#Div/0!
Sum of Facilities Revenue		*$750*	*$25,000*	*$25,500*	*$500*	*2.00%*
Net Total for Conferences and Rental		*$72,093*	*$112,500*	*$113,500*	*$1,000*	*0.89%*
Dept: 05-0000-601015	***Department Name: CLC***					
Sales & Service Fees						
4509000 20	Child Care Fees	$164,917	$80,000	($110,000)	($190,000)	-237.50%
Sum of Sales & Service Fees		*$164,917*	*$80,000*	*($110,000)*	*($190,000)*	*-237.50%*
Net Total for CLC		*$164,917*	*$80,000*	*($110,000)*	*($190,000)*	*-237.50%*
Dept: 05-0000-602010	***Department Name: The MCC Store***					
Sales & Service Fees						
4502000 05	Sales-Gifts	$15,232	$17,500	$17,500	$0	0.00%
4502000 10	Sales-Software	$0	$750	$750	$0	0.00%
4502000 15	Sales-Books	$751,400	$690,000	$720,000	$30,000	4.35%
4502000 20	Sales-Supplies	$83,415	$45,000	$57,500	$12,500	27.78%
4502000 25	Sales-Clothing	$73,079	$50,000	$55,000	$5,000	10.00%
4502000 30	Discounts Earned	$1,239	$2,500	$2,500	$0	0.00%
4502000 35	Book Buyback Commissions	$1,117	$0	$40	$40	#Div/0!
4502000 55	Fin Aid Bkstr Sales	($7)	$1,000	$2,000	$1,000	100.00%
Sum of Sales & Service Fees		*$925,475*	*$806,750*	*$855,290*	*$48,540*	*6.02%*
Net Total for The MCC Store		*$925,475*	*$806,750*	*$855,290*	*$48,540*	*6.02%*

Object		Object Name	FY25 YTD	FY25 Budget	FY26 Budget	$ Change	% Change
Dept: 05-0000-603010		**Department Name: Food Service Admin**					
Sales & Service Fees							
4501000	05	Cafeteria Receipts	$500,388	$500,000	$500,000	$0	0.00%
4501000	10	Catering - External	$617	$30,000	$25,000	($5,000)	-16.67%
4501000	15	Catering - Internal	$49,387	$70,000	$80,000	$10,000	14.29%
4501000	20	Catering - CLC	$301	$1,000	$1,000	$0	0.00%
4501000	25	Vending Receipt-Outside Vendor	$7,796	$55,000	$40,000	($15,000)	-27.27%
4501000	26	Vending Receipts-Internal	$7,905	$0	$3,500	$3,500	#Div/0!
4501000	30	Cafeteria Rebates	$1,724	$0	$2,500	$2,500	#Div/0!
Sum of Sales & Service Fees			*$568,118*	*$656,000*	*$652,000*	*($4,000)*	*-0.61%*
Net Total for Food Service Admin			*$568,118*	*$656,000*	*$652,000*	*($4,000)*	*-0.61%*
Dept: 05-0000-604020		**Department Name: Traffic Safety Program**					
Sales & Service Fees							
4504000	12	Traffic Safety School	$445,418	$425,000	$425,000	$0	0.00%
Sum of Sales & Service Fees			*$445,418*	*$425,000*	*$425,000*	*$0*	*0.00%*
Net Total for Traffic Safety Program			*$445,418*	*$425,000*	*$425,000*	*$0*	*0.00%*
Dept: 05-0000-604025		**Department Name: Focus on the Kids**					
Sales & Service Fees							
4504000	10	Parenting Classes	$78,030	$80,000	$80,000	$0	0.00%
Sum of Sales & Service Fees			*$78,030*	*$80,000*	*$80,000*	*$0*	*0.00%*
Net Total for Focus on the Kids			*$78,030*	*$80,000*	*$80,000*	*$0*	*0.00%*
Dept: 05-0000-604030		**Department Name: Center for Agrarian Learning**					
Sales & Service Fees							
4504000	60	Center for Agrarian Learning	$9,290	$7,500	$5,000	($2,500)	-33.33%
Sum of Sales & Service Fees			*$9,290*	*$7,500*	*$5,000*	*($2,500)*	*-33.33%*
Net Total for Center for Agrarian Lear			*$9,290*	*$7,500*	*$5,000*	*($2,500)*	*-33.33%*
Dept: 05-0000-605010		**Department Name: Athletics**					
Sales & Service Fees							
4503000	05	Intramurals	$887	$0	$0	$0	#Num!
4503000	10	Sports Camps	$2,413	$0	$0	$0	#Num!
Sum of Sales & Service Fees			*$3,300*	*$0*	*$0*	*$0*	*#Num!*
Net Total for Athletics			*$3,300*	*$0*	*$0*	*$0*	*#Num!*

Object	Object Name	FY25 YTD	FY25 Budget	FY26 Budget	$ Change	% Change
Dept: 05-0000-609020	**Department Name: MCC Floral Shop**					
Sales & Service Fees						
4509000 16	Floral Shop sales	$3,149	$0	$0	$0	#Num!
Sum of Sales & Service Fees		*$3,149*	*$0*	*$0*	*$0*	*#Num!*
Net Total for MCC Floral Shop		*$3,149*	*$0*	*$0*	*$0*	*#Num!*
Dept: 05-0000-609025	**Department Name: Workforce Training - Open Enrollment**					
Sales & Service Fees						
4504000 18	Corporate Center Open Enrollme	$219,686	$185,000	$185,000	$0	0.00%
4504000 25	CE Discount	($8,012)	($3,500)	($3,500)	$0	0.00%
Sum of Sales & Service Fees		*$211,674*	*$181,500*	*$181,500*	*$0*	*0.00%*
Net Total for Workforce Training - Op		*$211,674*	*$181,500*	*$181,500*	*$0*	*0.00%*
Dept: 05-0000-609030	**Department Name: Workforce Training - Contract Trainin**					
Sales & Service Fees						
4504000 16	Contract Training	$119,787	$151,000	$151,000	$0	0.00%
Sum of Sales & Service Fees		*$119,787*	*$151,000*	*$151,000*	*$0*	*0.00%*
Net Total for Workforce Training - Co		*$119,787*	*$151,000*	*$151,000*	*$0*	*0.00%*
Dept: 05-0000-609032	**Department Name: Workforce Training Program**					
Sales & Service Fees						
4509000 09	Workforce Program Revenue	$578,326	$370,000	$475,000	$105,000	28.38%
Sum of Sales & Service Fees		*$578,326*	*$370,000*	*$475,000*	*$105,000*	*28.38%*
Net Total for Workforce Training Prog		*$578,326*	*$370,000*	*$475,000*	*$105,000*	*28.38%*
Dept: 05-3060-303048	**Department Name: The "Tartan"**					
Outsourced & Contractual Services						
5309000 20	Other Contractual Services	$850	$1,000	$1,000	$0	0.00%
Sum of Outsourced & Contractual Servi		*$850*	*$1,000*	*$1,000*	*$0*	*0.00%*
Maintenance, Memberships, and Printing & Postage Supplies						
5401001 00	Office Supplies	$0	$100	$100	$0	0.00%
5404002 00	Computer Software	$0	$200	$200	$0	0.00%
5406000 00	Publications & Dues	$50	$100	$100	$0	0.00%
Sum of Maintenance, Memberships, and		*$50*	*$400*	*$400*	*$0*	*0.00%*
Net Total for The "Tartan"		*$900*	*$1,400*	*$1,400*	*$0*	*0.00%*

Thru: 5/31/2025

Object	Object Name	FY25 YTD	FY25 Budget	FY26 Budget	$ Change	% Change
Dept: 05-4000-604020	**Department Name: Traffic Safety Program**					
Salaries						
5106002 00	PT Clerical Staff	$31,839	$35,725	$36,796	$1,071	3.00%
Sum of Salaries		*$31,839*	*$35,725*	*$36,796*	*$1,071*	*3.00%*
Fringe Benefits						
5209000 55	SURS College Insurance ER Cont	$0	$268	$276	$8	2.99%
Sum of Fringe Benefits		*$0*	*$268*	*$276*	*$8*	*2.99%*
Outsourced & Contractual Services						
5309000 20	Other Contractual Services	$16,900	$15,000	$15,000	$0	0.00%
Sum of Outsourced & Contractual Servi		*$16,900*	*$15,000*	*$15,000*	*$0*	*0.00%*
Maintenance, Memberships, and Printing & Postage Supplies						
5402000 00	Printing	$0	$0	$0	$0	#Num!
5406000 00	Publications & Dues	$2,213	$1,000	$800	($200)	-20.00%
5409000 00	Other Materials & Supplies	$81,830	$50,000	$75,000	$25,000	50.00%
Sum of Maintenance, Memberships, and		*$84,043*	*$51,000*	*$75,800*	*$24,800*	*48.63%*
Travel, Meeting, Professional Development, and Recruitment						
5502000 05	In District Travel	$0	$50	$25	($25)	-50.00%
Sum of Travel, Meeting, Professional D		*$0*	*$50*	*$25*	*($25)*	*-50.00%*
Scholarships, Student Activities, and Waivers						
5909000 10	Tuition Refunds	$1,139	$10,000	$10,000	$0	0.00%
Sum of Scholarships, Student Activities,		*$1,139*	*$10,000*	*$10,000*	*$0*	*0.00%*
Net Total for Traffic Safety Program		*$133,922*	*$112,043*	*$137,897*	*$25,854*	*23.08%*
Dept: 05-4000-604025	**Department Name: Focus on the Kids**					
Salaries						
5102001 00	FT Prof/Tech Staff	$47,462	$51,418	$52,960	$1,542	3.00%
Sum of Salaries		*$47,462*	*$51,418*	*$52,960*	*$1,542*	*3.00%*
Fringe Benefits						
5201001 00	Employer GTL Medical Vision	$10,237	$10,936	$11,255	$319	2.92%
5209000 55	SURS College Insurance ER Cont	$403	$386	$397	$11	2.85%
Sum of Fringe Benefits		*$10,640*	*$11,322*	*$11,652*	*$330*	*2.91%*
Outsourced & Contractual Services						
5309000 20	Other Contractual Services	$4,960	$4,750	$5,000	$250	5.26%
Sum of Outsourced & Contractual Servi		*$4,960*	*$4,750*	*$5,000*	*$250*	*5.26%*

Object		Object Name	FY25 YTD	FY25 Budget	FY26 Budget	$ Change	% Change
Maintenance, Memberships, and Printing & Postage Supplies							
5401002	00	Instructional Supplies	$0	$500	$0	($500)	-100.00%
Sum of Maintenance, Memberships, and			*$0*	*$500*	*$0*	*($500)*	*-100.00%*
Travel, Meeting, Professional Development, and Recruitment							
5501000	05	Meeting Expense In-District	$0	$50	$0	($50)	-100.00%
Sum of Travel, Meeting, Professional D			*$0*	*$50*	*$0*	*($50)*	*-100.00%*
Net Total for Focus on the Kids			*$63,063*	*$68,040*	*$69,612*	*$1,572*	*2.31%*
Dept: 05-4010-401024		***Department Name: Personal Development Program***					
Salaries							
5101001	00	FT Administrative Staff	$96,028	$103,000	$108,638	$5,638	5.47%
5102001	00	FT Prof/Tech Staff	$20,150	$0	$0	$0	#Num!
5103001	10	FT Stipends Fall Spring Summer	$200	$0	$0	$0	#Num!
5103002	15	PT Stipends Fall Sprg Sum	$11,362	$3,713	$3,824	$111	2.99%
5106001	00	FT Clerical Staff	$95,619	$118,663	$138,854	$20,191	17.02%
Sum of Salaries			*$223,360*	*$225,376*	*$251,316*	*$25,940*	*11.51%*
Fringe Benefits							
5201001	00	Employer GTL Medical Vision	$56,076	$59,765	$61,704	$1,939	3.24%
5209000	55	SURS College Insurance ER Cont	$1,802	$1,690	$1,885	$195	11.54%
Sum of Fringe Benefits			*$57,878*	*$61,455*	*$63,589*	*$2,134*	*3.47%*
Outsourced & Contractual Services							
5309000	20	Other Contractual Services	$60,140	$28,490	$54,000	$25,510	89.54%
Sum of Outsourced & Contractual Servi			*$60,140*	*$28,490*	*$54,000*	*$25,510*	*89.54%*
Maintenance, Memberships, and Printing & Postage Supplies							
5401002	00	Instructional Supplies	$846	$0	$0	$0	#Num!
5401009	05	Supplies MCC Store	$0	$50	$50	$0	0.00%
5409000	00	Other Materials & Supplies	$708	$700	$700	$0	0.00%
Sum of Maintenance, Memberships, and			*$1,554*	*$750*	*$750*	*$0*	*0.00%*
Net Total for Personal Development Pr			*$342,931*	*$316,071*	*$369,655*	*$53,584*	*16.95%*
Dept: 05-4010-604030		***Department Name: Center for Agrarian Learning***					
Salaries							
5102001	00	FT Prof/Tech Staff	$18,542	$0	$0	$0	#Num!
5103002	15	PT Stipends Fall Sprg Sum	$863	$0	$0	$0	#Num!
5106002	20	PT Service Staff			$69,585		
Sum of Salaries			*$19,405*	*$0*	*$69,585*	*$69,585*	*#Div/0!*

Thru: 5/31/2025

Object		Object Name	FY25 YTD	FY25 Budget	FY26 Budget	$ Change	% Change
Fringe Benefits							
5201001	00	Employer GTL Medical Vision	$24	$0	$90	$90	#Div/0!
5209000	55	SURS College Insurance ER Cont	$158	$0	$0	$0	#Num!
Sum of Fringe Benefits			*$182*	*$0*	*$90*	*$90*	*#Div/0!*
Outsourced & Contractual Services							
5309000	20	Other Contractual Services	$2,358	$2,000	$1,500	($500)	-25.00%
Sum of Outsourced & Contractual Servi			*$2,358*	*$2,000*	*$1,500*	*($500)*	*-25.00%*
Maintenance, Memberships, and Printing & Postage Supplies							
5401001	00	Office Supplies	$1,032	$450	$500	$50	11.11%
5401002	00	Instructional Supplies	$1,421	$1,200	$1,200	$0	0.00%
5402000	00	Printing	$1,666	$2,500	$2,500	$0	0.00%
5404003	00	Postage	$109	$150	$150	$0	0.00%
5406000	00	Publications & Dues	$913	$750	$600	($150)	-20.00%
5407000	00	Advertising	$0	$1,000	$7,500	$6,500	650.00%
5409000	00	Other Materials & Supplies	$7,788	$6,000	$7,000	$1,000	16.67%
Sum of Maintenance, Memberships, and			*$12,929*	*$12,050*	*$19,450*	*$7,400*	*61.41%*
Travel, Meeting, Professional Development, and Recruitment							
5501000	05	Meeting Expense In-District	$1,494	$750	$750	$0	0.00%
5502000	05	In District Travel	$533	$500	$500	$0	0.00%
5502000	10	Out of District Travel	$1,214	$1,200	$1,500	$300	25.00%
5509000	15	Other Conf & Mtg Exp	$2,526	$2,200	$2,200	$0	0.00%
Sum of Travel, Meeting, Professional D			*$5,768*	*$4,650*	*$4,950*	*$300*	*6.45%*
Fixed Charges, Rental, Property Insurance, and Debt Retirement							
5601000	00	Rental - Facilities	$1,785	$1,000	$1,800	$800	80.00%
5601002	00	MCC Conf Ctr Rental	$400	$0	$400	$400	#Div/0!
Sum of Fixed Charges, Rental, Property			*$2,185*	*$1,000*	*$2,200*	*$1,200*	*120.00%*
Net Total for Center for Agrarian Lear			*$42,826*	*$19,700*	*$97,775*	*$78,075*	*396.32%*

Dept: 05-4040-404015 Department Name: Center for Non-Profit Leadership

Outsourced & Contractual Services							
5309000	20	Other Contractual Services	$7,346	$4,000	$4,000	$0	0.00%
Sum of Outsourced & Contractual Servi			*$7,346*	*$4,000*	*$4,000*	*$0*	*0.00%*
Maintenance, Memberships, and Printing & Postage Supplies							
5401001	00	Office Supplies	$0	$500	$500	$0	0.00%
5402000	00	Printing	$7,308	$3,000	$3,000	$0	0.00%
5408000	05	Food Purchases	$0	$1,750	$1,750	$0	0.00%

Object		Object Name	FY25 YTD	FY25 Budget	FY26 Budget	$ Change	% Change
Sum of Maintenance, Memberships, and			*$7,308*	*$5,250*	*$5,250*	*$0*	*0.00%*
Travel, Meeting, Professional Development, and Recruitment							
5501000	05	Meeting Expense In-District	$0	$150	$150	$0	0.00%
Sum of Travel, Meeting, Professional D			*$0*	*$150*	*$150*	*$0*	*0.00%*
Net Total for Center for Non-Profit Le			*$14,654*	*$9,400*	*$9,400*	*$0*	*0.00%*
Dept: 05-6010-501033		***Department Name: Tartan Bistro - Cullinary***					
Maintenance, Memberships, and Printing & Postage Supplies							
5401001	00	Office Supplies	$14	$0	$0	$0	#Num!
5401002	00	Instructional Supplies	$0	$500	$500	$0	0.00%
5402000	00	Printing	$0	$100	$100	$0	0.00%
5408000	05	Food Purchases	$2,101	$14,000	$14,000	$0	0.00%
Sum of Maintenance, Memberships, and			*$2,115*	*$14,600*	*$14,600*	*$0*	*0.00%*
Net Total for Tartan Bistro - Cullinary			*$2,115*	*$14,600*	*$14,600*	*$0*	*0.00%*
Dept: 05-6010-603010		***Department Name: Food Service Admin***					
Salaries							
5101001	00	FT Administrative Staff	$74,943	$77,250	$89,302	$12,052	15.60%
5102001	00	FT Prof/Tech Staff	$55,890	$51,953	$60,223	$8,270	15.92%
5106001	10	FT Service Staff	$61,805	$44,819	$79,160	$34,341	76.62%
5106002	20	PT Service Staff	$153,645	$196,140	$201,977	$5,837	2.98%
Sum of Salaries			*$346,282*	*$370,162*	*$430,662*	*$60,500*	*16.34%*
Fringe Benefits							
5201001	00	Employer GTL Medical Vision	$10,645	$10,996	$11,315	$319	2.90%
5209000	55	SURS College Insurance ER Cont	$1,501	$2,326	$3,230	$904	38.87%
Sum of Fringe Benefits			*$12,146*	*$13,322*	*$14,545*	*$1,223*	*9.18%*
Outsourced & Contractual Services							
5304000	10	Contract Maintenance Services	$0	$1,000	$3,000	$2,000	200.00%
5309000	20	Other Contractual Services	$58,225	$30,000	$30,000	$0	0.00%
Sum of Outsourced & Contractual Servi			*$58,225*	*$31,000*	*$33,000*	*$2,000*	*6.45%*
Maintenance, Memberships, and Printing & Postage Supplies							
5401001	00	Office Supplies	$266	$800	$800	$0	0.00%
5404002	00	Computer Software	$4,339	$550	$550	$0	0.00%
5406000	00	Publications & Dues	$0	$500	$500	$0	0.00%
5408000	05	Food Purchases	$286,091	$250,000	$275,000	$25,000	10.00%
5409000	00	Other Materials & Supplies	$45,587	$40,000	$40,000	$0	0.00%

Thru: 5/31/2025

Object		Object Name	FY25 YTD	FY25 Budget	FY26 Budget	$ Change	% Change
Sum of Maintenance, Memberships, and			*$336,283*	*$291,850*	*$316,850*	*$25,000*	*8.57%*
Travel, Meeting, Professional Development, and Recruitment							
5509000	15	Other Conf & Mtg Exp	$0	$200	$200	$0	0.00%
Sum of Travel, Meeting, Professional D			*$0*	*$200*	*$200*	*$0*	*0.00%*
Scholarships, Student Activities, and Waivers							
5904000	10	Fee Loss/Uncollectable	($105)	$20	$20	$0	0.00%
Sum of Scholarships, Student Activities,			*($105)*	*$20*	*$20*	*$0*	*0.00%*
Net Total for Food Service Admin			*$752,831*	*$706,554*	*$795,277*	*$88,723*	*12.56%*
Dept: 05-6020-602010		***Department Name: The MCC Store***					
Salaries							
5101001	00	FT Administrative Staff	$92,591	$74,161	$76,386	$2,225	3.00%
5102001	00	FT Prof/Tech Staff	$61,068	$53,367	$121,557	$68,190	127.78%
5102002	00	PT Prof/Technical Staff	$4,025	$0	$34,358	$34,358	#Div/0!
5106001	00	FT Clerical Staff	$71,974	$84,538	$0	($84,538)	-100.00%
Sum of Salaries			*$229,658*	*$212,066*	*$232,301*	*$20,235*	*9.54%*
Fringe Benefits							
5201001	00	Employer GTL Medical Vision	$38,479	$39,524	$40,606	$1,082	2.74%
5209000	55	SURS College Insurance ER Cont	$1,727	$1,369	$1,742	$373	27.25%
Sum of Fringe Benefits			*$40,206*	*$40,893*	*$42,348*	*$1,455*	*3.56%*
Outsourced & Contractual Services							
5304000	10	Contract Maintenance Services	$45,790	$50,000	$50,000	$0	0.00%
5309000	20	Other Contractual Services	$16,609	$10,000	$10,500	$500	5.00%
Sum of Outsourced & Contractual Servi			*$62,398*	*$60,000*	*$60,500*	*$500*	*0.83%*
Maintenance, Memberships, and Printing & Postage Supplies							
5401001	00	Office Supplies	$263	$2,500	$1,500	($1,000)	-40.00%
5401002	35	Supplies - General	$0	$3,000	$1,500	($1,500)	-50.00%
5401009	00	IT Technology Supplies	$894	$0	$0	$0	#Num!
5401009	05	Supplies MCC Store	$55	$600	$500	($100)	-16.67%
5402000	00	Printing	$13,529	$15,000	$15,000	$0	0.00%
5404003	00	Postage	$0	$50	$50	$0	0.00%
5406000	00	Publications & Dues	$475	$2,500	$2,500	$0	0.00%
5407000	10	Promotional Expense	$0	$15,000	$6,000	($9,000)	-60.00%
5408000	10	Supply Purchases	$39,634	$45,000	$32,500	($12,500)	-27.78%
5408000	15	Clothing Purchases	$45,065	$50,000	$48,000	($2,000)	-4.00%
5408000	20	Bkstr-Freight & Shipping	$13,129	$25,000	$16,500	($8,500)	-34.00%
5408000	21	Book Purchases	$639,202	$690,000	$650,000	($40,000)	-5.80%

Thru: 5/31/2025

Object		Object Name	FY25 YTD	FY25 Budget	FY26 Budget	$ Change	% Change
5408000	25	Gift Purchases	$26,051	$15,000	$17,500	$2,500	16.67%
5408000	30	Software Purchases	$0	$500	$500	$0	0.00%
Sum of Maintenance, Memberships, and			*$778,296*	*$864,150*	*$792,050*	*($72,100)*	*-8.34%*
Travel, Meeting, Professional Development, and Recruitment							
5502000	10	Out of District Travel	$0	$4,500	$2,500	($2,000)	-44.44%
5509000	15	Other Conf & Mtg Exp	$0	$500	$500	$0	0.00%
Sum of Travel, Meeting, Professional D			*$0*	*$5,000*	*$3,000*	*($2,000)*	*-40.00%*
Scholarships, Student Activities, and Waivers							
5904000	10	Fee Loss/Uncollectable	$233	$1,000	$500	($500)	-50.00%
5904002	00	Dept. Charge-Back	($12)	$0	$100	$100	#Div/0!
Sum of Scholarships, Student Activities,			*$220*	*$1,000*	*$600*	*($400)*	*-40.00%*
Net Total for The MCC Store			*$1,110,779*	*$1,183,109*	*$1,130,799*	*($52,310)*	*-4.42%*
Dept: 05-6040-605010		***Department Name: Athletics***					
Salaries							
5101001	00	FT Administrative Staff	$98,214	$106,398	$109,590	$3,192	3.00%
5102001	00	FT Prof/Tech Staff	$136,946	$148,351	$152,809	$4,458	3.01%
5103001	10	FT Stipends Fall Spring Summer	$15,767	$14,056	$14,479	$423	3.01%
5103002	15	PT Stipends Fall Sprg Sum	$122,056	$134,400	$119,921	($14,479)	-10.77%
5106002	20	PT Service Staff	$6,291	$6,184	$7,152	$968	15.65%
Sum of Salaries			*$379,274*	*$409,389*	*$403,951*	*($5,438)*	*-1.33%*
Fringe Benefits							
5201001	00	Employer GTL Medical Vision	$50,867	$49,228	$50,675	$1,447	2.94%
5209000	55	SURS College Insurance ER Cont	$2,133	$2,839	$3,060	$221	7.78%
Sum of Fringe Benefits			*$52,999*	*$52,067*	*$53,735*	*$1,668*	*3.20%*
Outsourced & Contractual Services							
5309000	20	Other Contractual Services	$149,574	$159,000	$166,000	$7,000	4.40%
Sum of Outsourced & Contractual Servi			*$149,574*	*$159,000*	*$166,000*	*$7,000*	*4.40%*
Maintenance, Memberships, and Printing & Postage Supplies							
5401001	00	Office Supplies	$47,543	$57,000	$57,000	$0	0.00%
5401009	00	IT Technology Supplies	$658	$0	$0	$0	#Num!
5401009	05	Supplies MCC Store	$1,089	$500	$500	$0	0.00%
5404003	00	Postage	$68	$0	$0	$0	#Num!
5406000	00	Publications & Dues	$16,366	$14,300	$16,000	$1,700	11.89%
5408000	05	Food Purchases	$528	$0	$200	$200	#Div/0!
5409000	00	Other Materials & Supplies	$58	$4,000	$4,000	$0	0.00%
Sum of Maintenance, Memberships, and			*$66,310*	*$75,800*	*$77,700*	*$1,900*	*2.51%*

Object		Object Name	FY25 YTD	FY25 Budget	FY26 Budget	$ Change	% Change
Travel, Meeting, Professional Development, and Recruitment							
5501000	05	Meeting Expense In-District	$2,690	$0	$3,000	$3,000	#Div/0!
5502000	10	Out of District Travel	$45,886	$65,000	$67,000	$2,000	3.08%
5504000	00	Recruitment	$416	$3,000	$2,000	($1,000)	-33.33%
5509000	15	Other Conf & Mtg Exp	$8,875	$7,000	$7,500	$500	7.14%
Sum of Travel, Meeting, Professional D			*$57,868*	*$75,000*	*$79,500*	*$4,500*	*6.00%*
Fixed Charges, Rental, Property Insurance, and Debt Retirement							
5601000	00	Rental - Facilities	$10,549	$15,000	$12,000	($3,000)	-20.00%
Sum of Fixed Charges, Rental, Property			*$10,549*	*$15,000*	*$12,000*	*($3,000)*	*-20.00%*
Net Total for Athletics			*$716,574*	*$786,256*	*$792,886*	*$6,630*	*0.84%*
Dept: 05-6080-601005		***Department Name: University Center***					
Salaries							
5101001	00	FT Administrative Staff	$152,538	$108,150	$192,288	$84,138	77.80%
5102001	00	FT Prof/Tech Staff	$13,212	$55,000	$0	($55,000)	-100.00%
Sum of Salaries			*$165,750*	*$163,150*	*$192,288*	*$29,138*	*17.86%*
Fringe Benefits							
5201001	00	Employer GTL Medical Vision	$23,075	$34,399	$38,987	$4,588	13.34%
5209000	55	SURS College Insurance ER Cont	$1,409	$811	$1,442	$631	77.81%
Sum of Fringe Benefits			*$24,484*	*$35,210*	*$40,429*	*$5,219*	*14.82%*
Outsourced & Contractual Services							
5304000	10	Contract Maintenance Services	$2,275	$0	$0	$0	#Num!
5309000	20	Other Contractual Services	$1,528	$0	$0	$0	#Num!
Sum of Outsourced & Contractual Servi			*$3,803*	*$0*	*$0*	*$0*	*#Num!*
Maintenance, Memberships, and Printing & Postage Supplies							
5401001	00	Office Supplies	$296	$2,000	$2,000	$0	0.00%
5401009	05	Supplies MCC Store	$0	$1,250	$1,250	$0	0.00%
5402000	00	Printing	$12,783	$3,000	$4,500	$1,500	50.00%
5404003	00	Postage	$0	$500	$500	$0	0.00%
5406000	00	Publications & Dues	$0	$1,200	$1,200	$0	0.00%
5407000	00	Advertising	$9,387	$25,000	$25,000	$0	0.00%
5408000	05	Food Purchases	$163	$0	$0	$0	#Num!
5409000	00	Other Materials & Supplies	$1,067	$0	$0	$0	#Num!
Sum of Maintenance, Memberships, and			*$23,697*	*$32,950*	*$34,450*	*$1,500*	*4.55%*
Travel, Meeting, Professional Development, and Recruitment							
5501000	05	Meeting Expense In-District	$2,381	$10,500	$10,500	$0	0.00%
5502000	05	In District Travel	$198	$1,500	$1,500	$0	0.00%

Object		Object Name	FY25 YTD	FY25 Budget	FY26 Budget	$ Change	% Change
5502000	10	Out of District Travel	$0	$1,500	$1,500	$0	0.00%
Sum of Travel, Meeting, Professional D			*$2,579*	*$13,500*	*$13,500*	*$0*	*0.00%*
Utilities							
5701000	00	Gas	$293	$0	$500	$500	#Div/0!
5703000	00	Electricity	$2,133	$0	$3,500	$3,500	#Div/0!
5704000	00	Water/Sewage	$0	$0	$0	$0	#Num!
Sum of Utilities			*$2,426*	*$0*	*$4,000*	*$4,000*	*#Div/0!*
Net Total for University Center			*$222,739*	*$244,810*	*$284,667*	*$39,857*	*16.28%*
Dept: 05-6080-601010		***Department Name: Conferences and Rental***					
Salaries							
5101001	00	FT Administrative Staff	$45,007	$0	$0	$0	#Num!
5102001	00	FT Prof/Tech Staff	$132,519	$184,915	$256,787	$71,872	38.87%
5106002	00	PT Clerical Staff	$3,591	$0	$35,782	$35,782	#Div/0!
Sum of Salaries			*$181,117*	*$184,915*	*$292,569*	*$107,654*	*58.22%*
Fringe Benefits							
5201001	00	Employer GTL Medical Vision	$24,760	$24,097	$81,759	$57,662	239.29%
5209000	55	SURS College Insurance ER Cont	$1,318	$1,387	$1,134	($253)	-18.24%
Sum of Fringe Benefits			*$26,079*	*$25,484*	*$82,893*	*$57,409*	*225.27%*
Outsourced & Contractual Services							
5306000	00	Office Services	$12	$0	$0	$0	#Num!
5309000	20	Other Contractual Services	$10,503	$17,500	$17,500	$0	0.00%
Sum of Outsourced & Contractual Servi			*$10,515*	*$17,500*	*$17,500*	*$0*	*0.00%*
Maintenance, Memberships, and Printing & Postage Supplies							
5401001	00	Office Supplies	$2,065	$1,000	$2,000	$1,000	100.00%
5401009	05	Supplies MCC Store	$0	$150	$150	$0	0.00%
5402000	00	Printing	$0	$1,000	$1,000	$0	0.00%
5404003	00	Postage	$0	$500	$500	$0	0.00%
5406000	00	Publications & Dues	$495	$1,500	$1,500	$0	0.00%
5408000	05	Food Purchases	$4,685	$7,500	$8,000	$500	6.67%
5409000	00	Other Materials & Supplies	$248	$3,500	$3,500	$0	0.00%
Sum of Maintenance, Memberships, and			*$7,493*	*$15,150*	*$16,650*	*$1,500*	*9.90%*
Travel, Meeting, Professional Development, and Recruitment							
5501000	05	Meeting Expense In-District	$170	$2,500	$2,500	$0	0.00%
5502000	10	Out of District Travel	$0	$2,500	$2,000	($500)	-20.00%
5509000	15	Other Conf & Mtg Exp	$5,551	$5,000	$5,000	$0	0.00%
Sum of Travel, Meeting, Professional D			*$5,721*	*$10,000*	*$9,500*	*($500)*	*-5.00%*

Object		Object Name	FY25 YTD	FY25 Budget	FY26 Budget	$ Change	% Change
Fixed Charges, Rental, Property Insurance, and Debt Retirement							
5602000	00	Rental - Equipment	$0	$2,000	$2,000	$0	0.00%
Sum of Fixed Charges, Rental, Property			*$0*	*$2,000*	*$2,000*	*$0*	*0.00%*
Net Total for Conferences and Rental			*$230,925*	*$255,049*	*$421,112*	*$166,063*	*65.11%*
Dept: 05-6090-601015		***Department Name: CLC***					
Salaries							
5102001	00	FT Prof/Tech Staff	$38,869	$47,133	$51,825	$4,692	9.95%
5102002	00	PT Prof/Technical Staff	$71,134	$47,040	$56,659	$9,619	20.45%
5103004	20	Non-Instructional Overload	$20,325	$20,049	$25,600	$5,551	27.69%
5106002	00	PT Clerical Staff	$20,001	$20,969	$24,636	$3,667	17.49%
Sum of Salaries			*$150,329*	*$135,191*	*$158,720*	*$23,529*	*17.40%*
Fringe Benefits							
5201001	00	Employer GTL Medical Vision	$2,402	$90	$90	$0	0.00%
5209000	55	SURS College Insurance ER Cont	$503	$863	$999	$136	15.76%
Sum of Fringe Benefits			*$2,905*	*$953*	*$1,089*	*$136*	*14.27%*
Outsourced & Contractual Services							
5304000	10	Contract Maintenance Services	$1,385	$1,200	$1,250	$50	4.17%
5306000	00	Office Services	$6,526	$1,500	$1,500	$0	0.00%
5309000	20	Other Contractual Services	$284	$1,300	$1,300	$0	0.00%
Sum of Outsourced & Contractual Servi			*$8,195*	*$4,000*	*$4,050*	*$50*	*1.25%*
Maintenance, Memberships, and Printing & Postage Supplies							
5401001	00	Office Supplies	$1,202	$2,000	$2,000	$0	0.00%
5401002	00	Instructional Supplies	$1,929	$2,000	$2,500	$500	25.00%
5401009	05	Supplies MCC Store	$4	$100	$100	$0	0.00%
5402000	00	Printing	$0	$200	$200	$0	0.00%
5404002	00	Computer Software	$2,700	$500	$2,700	$2,200	440.00%
5406000	00	Publications & Dues	$85	$200	$200	$0	0.00%
5408000	05	Food Purchases	$15,762	$12,000	$15,000	$3,000	25.00%
Sum of Maintenance, Memberships, and			*$21,682*	*$17,000*	*$22,700*	*$5,700*	*33.53%*
Travel, Meeting, Professional Development, and Recruitment							
5502000	10	Out of District Travel	$1,691	$0	$0	$0	#Num!
5509000	15	Other Conf & Mtg Exp	$419	$0	$0	$0	#Num!
Sum of Travel, Meeting, Professional D			*$2,110*	*$0*	*$0*	*$0*	*#Num!*
Net Total for CLC			*$185,220*	*$157,144*	*$186,559*	*$29,415*	*18.72%*
Dept: 05-6090-609020		***Department Name: MCC Floral Shop***					

Object		Object Name	FY25 YTD	FY25 Budget	FY26 Budget	$ Change	% Change
Maintenance, Memberships, and Printing & Postage Supplies							
5401002	20	Supplies - Floral Design	$0	$0	$0	$0	#Num!
Sum of Maintenance, Memberships, and			*$0*	*$0*	*$0*	*$0*	*#Num!*
Net Total for MCC Floral Shop			*$0*	*$0*	*$0*	*$0*	*#Num!*
Dept: 05-6090-609022		***Department Name: Workforce Comm & Bus Prog***					
Salaries							
5101001	00	FT Administrative Staff	$130,558	$190,480	$219,512	$29,032	15.24%
5102001	00	FT Prof/Tech Staff	$71,954	$53,560	$68,671	$15,111	28.21%
5102002	00	PT Prof/Technical Staff	$38,546	$0	$0	$0	#Num!
5106001	00	FT Clerical Staff	$30,977	$49,275	$56,367	$7,092	14.39%
Sum of Salaries			*$272,035*	*$293,315*	*$344,550*	*$51,235*	*17.47%*
Fringe Benefits							
5201001	00	Employer GTL Medical Vision	$17,931	$11,472	$34,623	$23,151	201.80%
5209000	55	SURS College Insurance ER Cont	$2,321	$2,973	$2,584	($389)	-13.08%
Sum of Fringe Benefits			*$20,251*	*$14,445*	*$37,207*	*$22,762*	*157.58%*
Outsourced & Contractual Services							
5309000	20	Other Contractual Services	$3,000	$0	$0	$0	#Num!
Sum of Outsourced & Contractual Servi			*$3,000*	*$0*	*$0*	*$0*	*#Num!*
Maintenance, Memberships, and Printing & Postage Supplies							
5401001	00	Office Supplies	$651	$2,000	$600	($1,400)	-70.00%
5401009	00	IT Technology Supplies	$0	$0	$0	$0	#Num!
5402000	00	Printing	$327	$0	$0	$0	#Num!
5406000	00	Publications & Dues	$9,970	$5,000	$5,500	$500	10.00%
5408000	05	Food Purchases	$10,265	$5,500	$5,500	$0	0.00%
5409000	00	Other Materials & Supplies	$1,017	$0	$600	$600	#Div/0!
Sum of Maintenance, Memberships, and			*$22,230*	*$12,500*	*$12,200*	*($300)*	*-2.40%*
Travel, Meeting, Professional Development, and Recruitment							
5501000	05	Meeting Expense In-District	$2,303	$200	$500	$300	150.00%
5502000	10	Out of District Travel	$862	$0	$0	$0	#Num!
5509000	15	Other Conf & Mtg Exp	$1,300	$500	$1,000	$500	100.00%
Sum of Travel, Meeting, Professional D			*$4,464*	*$700*	*$1,500*	*$800*	*114.29%*
Net Total for Workforce Comm & Bus			*$321,980*	*$320,960*	*$395,457*	*$74,497*	*23.21%*
Dept: 05-6090-609025		***Department Name: Workforce Training - Open Enrollment***					
Salaries							
5102001	00	FT Prof/Tech Staff	$74,817	$78,300	$87,453	$9,153	11.69%

Thru: 5/31/2025

Object		Object Name	FY25 YTD	FY25 Budget	FY26 Budget	$ Change	% Change
5103002	15	PT Stipends Fall Sprg Sum	$150	$0	$0	$0	#Num!
Sum of Salaries			*$74,967*	*$78,300*	*$87,453*	*$9,153*	*11.69%*
Fringe Benefits							
5201001	00	Employer GTL Medical Vision	$27,299	$28,478	$29,311	$833	2.93%
5209000	55	SURS College Insurance ER Cont	$636	$587	$656	$69	11.75%
Sum of Fringe Benefits			*$27,935*	*$29,065*	*$29,967*	*$902*	*3.10%*
Outsourced & Contractual Services							
5309000	20	Other Contractual Services	$66,282	$64,750	$64,750	$0	0.00%
Sum of Outsourced & Contractual Servi			*$66,282*	*$64,750*	*$64,750*	*$0*	*0.00%*
Maintenance, Memberships, and Printing & Postage Supplies							
5401009	05	Supplies MCC Store	$4,288	$500	$12,000	$11,500	2300.00%
5404003	00	Postage	$263	$0	$0	$0	#Num!
5406000	00	Publications & Dues	$0	$500	$0	($500)	-100.00%
5409000	00	Other Materials & Supplies	$29,597	$29,600	$18,100	($11,500)	-38.85%
Sum of Maintenance, Memberships, and			*$34,148*	*$30,600*	*$30,100*	*($500)*	*-1.63%*
Travel, Meeting, Professional Development, and Recruitment							
5502000	05	In District Travel	$0	$100	$0	($100)	-100.00%
5509000	15	Other Conf & Mtg Exp	$0	$550	$0	($550)	-100.00%
Sum of Travel, Meeting, Professional D			*$0*	*$650*	*$0*	*($650)*	*-100.00%*
Net Total for Workforce Training - Op			*$203,333*	*$203,365*	*$212,270*	*$8,905*	*4.38%*
Dept: 05-6090-609030		***Department Name: Workforce Training - Contract Trainin***					
Salaries							
5103001	10	FT Stipends Fall Spring Summer	$2,920	$0	$0	$0	#Num!
5106002	00	PT Clerical Staff	$30,617	$27,450	$31,092	$3,642	13.27%
Sum of Salaries			*$33,537*	*$27,450*	*$31,092*	*$3,642*	*13.27%*
Fringe Benefits							
5201001	00	Employer GTL Medical Vision	$124	$0	$0	$0	#Num!
5209000	55	SURS College Insurance ER Cont	$25	$206	$233	$27	13.11%
Sum of Fringe Benefits			*$149*	*$206*	*$233*	*$27*	*13.11%*
Outsourced & Contractual Services							
5309000	20	Other Contractual Services	$64,847	$52,500	$52,500	$0	0.00%
Sum of Outsourced & Contractual Servi			*$64,847*	*$52,500*	*$52,500*	*$0*	*0.00%*
Maintenance, Memberships, and Printing & Postage Supplies							
5408000	05	Food Purchases	$265	$1,000	$500	($500)	-50.00%

Thru: 5/31/2025

Object		Object Name	FY25 YTD	FY25 Budget	FY26 Budget	$ Change	% Change
5409000	00	Other Materials & Supplies	$11,412	$24,000	$15,000	($9,000)	-37.50%
Sum of Maintenance, Memberships, and			*$11,677*	*$25,000*	*$15,500*	*($9,500)*	*-38.00%*
Travel, Meeting, Professional Development, and Recruitment							
5501000	15	Meeting Expense General	$10	$0	$0	$0	#Num!
5502000	05	In District Travel	$91	$400	$500	$100	25.00%
5502000	10	Out of District Travel	$59	$0	$0	$0	#Num!
5509000	15	Other Conf & Mtg Exp	$269	$0	$0	$0	#Num!
Sum of Travel, Meeting, Professional D			*$430*	*$400*	*$500*	*$100*	*25.00%*
Net Total for Workforce Training - Co			*$110,639*	*$105,556*	*$99,825*	*($5,731)*	*-5.43%*
Dept: 05-6090-609032		***Department Name: Workforce Training Program***					
Salaries							
5102001	00	FT Prof/Tech Staff	$59,733	$58,195	$76,047	$17,852	30.68%
5103001	10	FT Stipends Fall Spring Summer	$4,000	$0	$0	$0	#Num!
5103002	05	PT Instructional Other	$4,835	$0	$0	$0	#Num!
5103002	15	PT Stipends Fall Sprg Sum	$32,921	$37,132	$38,246	$1,114	3.00%
Sum of Salaries			*$101,489*	*$95,327*	*$114,293*	*$18,966*	*19.90%*
Fringe Benefits							
5201001	00	Employer GTL Medical Vision	$6,739	$90	$11,135	$11,045	12272.22%
5209000	55	SURS College Insurance ER Cont	$672	$714	$857	$143	20.03%
Sum of Fringe Benefits			*$7,412*	*$804*	*$11,992*	*$11,188*	*1391.54%*
Outsourced & Contractual Services							
5309000	20	Other Contractual Services	$228,408	$75,000	$80,000	$5,000	6.67%
Sum of Outsourced & Contractual Servi			*$228,408*	*$75,000*	*$80,000*	*$5,000*	*6.67%*
Maintenance, Memberships, and Printing & Postage Supplies							
5401001	00	Office Supplies	$52	$0	$0	$0	#Num!
5401002	00	Instructional Supplies	$36,051	$28,250	$28,250	$0	0.00%
5401009	05	Supplies MCC Store	$13,947	$12,000	$22,000	$10,000	83.33%
5406000	00	Publications & Dues	$2,774	$1,500	$1,000	($500)	-33.33%
Sum of Maintenance, Memberships, and			*$52,823*	*$41,750*	*$51,250*	*$9,500*	*22.75%*
Travel, Meeting, Professional Development, and Recruitment							
5501000	05	Meeting Expense In-District	$43	$0	$0	$0	#Num!
5502000	05	In District Travel	$330	$100	$250	$150	150.00%
Sum of Travel, Meeting, Professional D			*$373*	*$100*	*$250*	*$150*	*150.00%*
Net Total for Workforce Training Prog			*$390,505*	*$212,981*	*$257,785*	*$44,804*	*21.04%*

Thru: 5/31/2025

Object	Object Name	FY25 YTD	FY25 Budget	FY26 Budget	$ Change	% Change
Net Surplus/(Deficit) of Auxiliary		$327,437	$44,677	$32	($44,645)	-99.93%

Object	Object Name	FY25 YTD	FY25 Budget	FY26 Budget	$ Change	% Change
Fund 06	**Restricted Purposes**					
Dept: 06-0000-000000	***Department Name: General***					
State Governmental Sources						
4201022	00 SV35 MIA/ POW Dep	($17,061)	$0	$0	$0	#Num!
Sum of State Governmental Sources		*($17,061)*	*$0*	*$0*	*$0*	*#Num!*
Federal Governmental Sources						
4301000	70 FMTA Military Tuition Assist.	$4,502	$0	$0	$0	#Num!
Sum of Federal Governmental Sources		*$4,502*	*$0*	*$0*	*$0*	*#Num!*
Net Total for General		*($12,559)*	*$0*	*$0*	*$0*	*#Num!*
Dept: 06-0000-302030	***Department Name: Federal Programs***					
Federal Governmental Sources						
4301000	45 Pell	$5,962,883	$4,400,000	$6,007,260	$1,607,260	36.53%
4301000	50 Pell Administrative	$7,290	$0	$0	$0	#Num!
4301000	53 Fed Financial Aid Fees Revenue	$4,031	$5,000	$8,000	$3,000	60.00%
4301000	55 SEOG	$114,400	$143,854	$136,030	($7,824)	-5.44%
Sum of Federal Governmental Sources		*$6,088,604*	*$4,548,854*	*$6,151,290*	*$1,602,436*	*35.23%*
Net Total for Federal Programs		*$6,088,604*	*$4,548,854*	*$6,151,290*	*$1,602,436*	*35.23%*
Dept: 06-0000-302032	***Department Name: Federal-Student Workers***					
Federal Governmental Sources						
4301000	35 WSF Revenue from DOE	$149,819	$124,623	$103,610	($21,013)	-16.86%
Sum of Federal Governmental Sources		*$149,819*	*$124,623*	*$103,610*	*($21,013)*	*-16.86%*
Net Total for Federal-Student Workers		*$149,819*	*$124,623*	*$103,610*	*($21,013)*	*-16.86%*
Dept: 06-0000-900000	***Department Name: General***					
Other Revenue						
4909000	01 Other Grant Revenue	$0	$1,304,428	$0	($1,304,428)	-100.00%
Sum of Other Revenue		*$0*	*$1,304,428*	*$0*	*($1,304,428)*	*-100.00%*
Scholarships, Student Activities, and Waivers						
5909000	01 Other Expenses	$0	$1,304,428	$0	($1,304,428)	-100.00%
Sum of Scholarships, Student Activities,		*$0*	*$1,304,428*	*$0*	*($1,304,428)*	*-100.00%*
Net Total for General		*$0*	*$2,608,856*	*$0*	*($2,608,856)*	*-100.00%*
Dept: 06-0000-901016	***Department Name: Federal Basic Adult Ed***					

Thru: 5/31/2025

Object	Object Name	FY25 YTD	FY25 Budget	FY26 Budget	$ Change	% Change
Federal Governmental Sources						
4301000	15 Federal Basic Adult Education	$195,869	$215,385	$152,019	($63,366)	-29.42%
Sum of Federal Governmental Sources		*$195,869*	*$215,385*	*$152,019*	*($63,366)*	*-29.42%*
Net Total for Federal Basic Adult Ed		*$195,869*	*$215,385*	*$152,019*	*($63,366)*	*-29.42%*
Dept: 06-0000-901018	***Department Name: English Literacy / Civics***					
State Governmental Sources						
4201000	10 English Literacy/Civics	$11,710	$13,300	$19,000	$5,700	42.86%
Sum of State Governmental Sources		*$11,710*	*$13,300*	*$19,000*	*$5,700*	*42.86%*
Net Total for English Literacy / Civics		*$11,710*	*$13,300*	*$19,000*	*$5,700*	*42.86%*
Dept: 06-0000-901020	***Department Name: GI Bill Student Grants***					
Federal Governmental Sources						
4309000	25 Gi Bill Student Grants	$236,915	$0	$160,000	$160,000	#Div/0!
Sum of Federal Governmental Sources		*$236,915*	*$0*	*$160,000*	*$160,000*	*#Div/0!*
Net Total for GI Bill Student Grants		*$236,915*	*$0*	*$160,000*	*$160,000*	*#Div/0!*
Dept: 06-0000-901022	***Department Name: SBDC Federal 1***					
Federal Governmental Sources						
4301000	05 Sbdc Grant Revenue Federal	$79,294	$130,000	$99,602	($30,398)	-23.38%
Sum of Federal Governmental Sources		*$79,294*	*$130,000*	*$99,602*	*($30,398)*	*-23.38%*
Net Total for SBDC Federal 1		*$79,294*	*$130,000*	*$99,602*	*($30,398)*	*-23.38%*
Dept: 06-0000-901026	***Department Name: Perkins IV PostSecond Basic***					
Federal Governmental Sources						
4301000	10 Perkins Iv Postsecondary Basic	$150,723	$334,821	$0	($334,821)	-100.00%
Sum of Federal Governmental Sources		*$150,723*	*$334,821*	*$0*	*($334,821)*	*-100.00%*
Net Total for Perkins IV PostSecond B		*$150,723*	*$334,821*	*$0*	*($334,821)*	*-100.00%*
Dept: 06-0000-902010	***Department Name: IL CoopWork Study***					
State Governmental Sources						
4209000	30 Ill Cooperative Work Study Rev	$0	$0	$44,500	$44,500	#Div/0!
Sum of State Governmental Sources		*$0*	*$0*	*$44,500*	*$44,500*	*#Div/0!*
Net Total for IL CoopWork Study		*$0*	*$0*	*$44,500*	*$44,500*	*#Div/0!*
Dept: 06-0000-902011	***Department Name: IL Coop Work Study***					

Object	Object Name	FY25 YTD	FY25 Budget	FY26 Budget	$ Change	% Change
State Governmental Sources						
4209000 30	Ill Cooperative Work Study Rev	$44,500	$44,500	$0	($44,500)	-100.00%
Sum of State Governmental Sources		*$44,500*	*$44,500*	*$0*	*($44,500)*	*-100.00%*
Net Total for IL Coop Work Study		*$44,500*	*$44,500*	*$0*	*($44,500)*	*-100.00%*
Dept: 06-0000-902014	***Department Name: State Basic Adult Ed***					
State Governmental Sources						
4201019 00	Adult Education - State Basic	$333,072	$284,840	$292,830	$7,990	2.81%
Sum of State Governmental Sources		*$333,072*	*$284,840*	*$292,830*	*$7,990*	*2.81%*
Net Total for State Basic Adult Ed		*$333,072*	*$284,840*	*$292,830*	*$7,990*	*2.81%*
Dept: 06-0000-902016	***Department Name: Community Literacy Program***					
State Governmental Sources						
4209000 40	Community Literacy	$80,312	$80,312	$81,722	$1,410	1.76%
Sum of State Governmental Sources		*$80,312*	*$80,312*	*$81,722*	*$1,410*	*1.76%*
Net Total for Community Literacy Prog		*$80,312*	*$80,312*	*$81,722*	*$1,410*	*1.76%*
Dept: 06-0000-902024	***Department Name: MAP Grant Award***					
State Governmental Sources						
4209000 65	Map Grant	$698,398	$125,000	$600,000	$475,000	380.00%
Sum of State Governmental Sources		*$698,398*	*$125,000*	*$600,000*	*$475,000*	*380.00%*
Net Total for MAP Grant Award		*$698,398*	*$125,000*	*$600,000*	*$475,000*	*380.00%*
Dept: 06-0000-902027	***Department Name: ECACE-Early Childhood Access***					
State Governmental Sources						
4207001 00	ECACE-Early Childhood Access	$215,159	$0	$0	$0	#Num!
Sum of State Governmental Sources		*$215,159*	*$0*	*$0*	*$0*	*#Num!*
Net Total for ECACE-Early Childhood		*$215,159*	*$0*	*$0*	*$0*	*#Num!*
Dept: 06-0000-902030	***Department Name: ISBDC Program Revenue***					
Federal Governmental Sources						
4309000 05	Sbdc Program Revenue	$4,359	$6,000	$6,000	$0	0.00%
Sum of Federal Governmental Sources		*$4,359*	*$6,000*	*$6,000*	*$0*	*0.00%*
Net Total for ISBDC Program Revenue		*$4,359*	*$6,000*	*$6,000*	*$0*	*0.00%*
Dept: 06-0000-902033	***Department Name: IGEN - Renewable Energy***					

Object	Object Name	FY25 YTD	FY25 Budget	FY26 Budget	$ Change	% Change
State Governmental Sources						
4209000	27 IL Green Economy Network	$15,620	$15,000	$15,000	$0	0.00%
Sum of State Governmental Sources		*$15,620*	*$15,000*	*$15,000*	*$0*	*0.00%*
Net Total for IGEN - Renewable Energ		*$15,620*	*$15,000*	*$15,000*	*$0*	*0.00%*
Dept: 06-0000-902034	***Department Name: Illinois Green Economy***					
State Governmental Sources						
4209000	27 IL Green Economy Network	$24,000	$24,000	$24,000	$0	0.00%
Sum of State Governmental Sources		*$24,000*	*$24,000*	*$24,000*	*$0*	*0.00%*
Net Total for Illinois Green Economy		*$24,000*	*$24,000*	*$24,000*	*$0*	*0.00%*
Dept: 06-0000-902040	***Department Name: State Performance***					
State Governmental Sources						
4201021	00 Adult Education - Performance	$104,885	$104,320	$142,493	$38,173	36.59%
Sum of State Governmental Sources		*$104,885*	*$104,320*	*$142,493*	*$38,173*	*36.59%*
Net Total for State Performance		*$104,885*	*$104,320*	*$142,493*	*$38,173*	*36.59%*
Dept: 06-0000-902060	***Department Name: Dpnds Police Fire Corr Off Grt***					
State Governmental Sources						
4209000	00 Revenue State Sources - Other	$3,843	$0	$0	$0	#Num!
Sum of State Governmental Sources		*$3,843*	*$0*	*$0*	*$0*	*#Num!*
Net Total for Dpnds Police Fire Corr O		*$3,843*	*$0*	*$0*	*$0*	*#Num!*
Dept: 06-0000-903018	***Department Name: Marchi Endowment***					
Nongovernmental Gifts						
4809000	15 Marchi Endowment Revenue	$0	$0	$0	$0	#Num!
Sum of Nongovernmental Gifts		*$0*	*$0*	*$0*	*$0*	*#Num!*
Net Total for Marchi Endowment		*$0*	*$0*	*$0*	*$0*	*#Num!*
Dept: 06-0000-904060	***Department Name: IRS Vol Income Tax Asst Grant***					
Federal Governmental Sources						
4309000	60 IRS Dept of Treasury Revenue	$51,489	$50,231	$0	($50,231)	-100.00%
Sum of Federal Governmental Sources		*$51,489*	*$50,231*	*$0*	*($50,231)*	*-100.00%*
Net Total for IRS Vol Income Tax Asst		*$51,489*	*$50,231*	*$0*	*($50,231)*	*-100.00%*
Dept: 06-0000-904075	***Department Name: Redefining HS/College Transiti***					

Object	Object Name	FY25 YTD	FY25 Budget	FY26 Budget	$ Change	% Change
State Governmental Sources						
4209000 00	Revenue State Sources - Other	$1,213	$1,213	$0	($1,213)	-100.00%
Sum of State Governmental Sources		*$1,213*	*$1,213*	*$0*	*($1,213)*	*-100.00%*
Net Total for Redefining HS/College Tr		*$1,213*	*$1,213*	*$0*	*($1,213)*	*-100.00%*
Dept: 06-0000-904120	***Department Name: Nuts Bolts Thingamajigs Grant***					
Nongovernmental Gifts						
4809000 00	Non Governmental Gift Other	$7,169	$7,169	$4,000	($3,169)	-44.20%
Sum of Nongovernmental Gifts		*$7,169*	*$7,169*	*$4,000*	*($3,169)*	*-44.20%*
Net Total for Nuts Bolts Thingamajigs		*$7,169*	*$7,169*	*$4,000*	*($3,169)*	*-44.20%*
Dept: 06-0000-904126	***Department Name: NSF STEM Scholarship Grant***					
Federal Governmental Sources						
4309002 01	National Science Foundation RV	$0	$0	$0	$0	#Num!
Sum of Federal Governmental Sources		*$0*	*$0*	*$0*	*$0*	*#Num!*
Net Total for NSF STEM Scholarship		*$0*	*$0*	*$0*	*$0*	*#Num!*
Dept: 06-0000-904127	***Department Name: Skyepack Textbook Liberation***					
Nongovernmental Gifts						
4809000 00	Non Governmental Gift Other	$1,340	$0	$0	$0	#Num!
Sum of Nongovernmental Gifts		*$1,340*	*$0*	*$0*	*$0*	*#Num!*
Net Total for Skyepack Textbook Liber		*$1,340*	*$0*	*$0*	*$0*	*#Num!*
Dept: 06-0000-904130	***Department Name: Sage Legacy Grant***					
Nongovernmental Gifts						
4809000 00	Non Governmental Gift Other	$1,811	$0	$1,361	$1,361	#Div/0!
Sum of Nongovernmental Gifts		*$1,811*	*$0*	*$1,361*	*$1,361*	*#Div/0!*
Net Total for Sage Legacy Grant		*$1,811*	*$0*	*$1,361*	*$1,361*	*#Div/0!*
Dept: 06-0000-904134	***Department Name: Childcare Access-CCAMPIS Grant***					
Federal Governmental Sources						
4301001 00	US Dept of Ed Direct Revenue	$7,042	$0	$0	$0	#Num!
Sum of Federal Governmental Sources		*$7,042*	*$0*	*$0*	*$0*	*#Num!*
Net Total for Childcare Access-CCAM		*$7,042*	*$0*	*$0*	*$0*	*#Num!*
Dept: 06-0000-904136	***Department Name: IMA Education Foundation Grant***					

Object	Object Name	FY25 YTD	FY25 Budget	FY26 Budget	$ Change	% Change
Federal Governmental Sources						
4302002 10	DOL Pass Through Revenue	$31,500	$0	$31,500	$31,500	#Div/0!
Sum of Federal Governmental Sources		*$31,500*	*$0*	*$31,500*	*$31,500*	*#Div/0!*
Net Total for IMA Education Foundati		*$31,500*	*$0*	*$31,500*	*$31,500*	*#Div/0!*
Dept: 06-0000-904140	***Department Name: CCT-Food Land Opportunity***					
Nongovernmental Gifts						
4809000 00	Non Governmental Gift Other	$271,294	$119,433	$132,548	$13,115	10.98%
Sum of Nongovernmental Gifts		*$271,294*	*$119,433*	*$132,548*	*$13,115*	*10.98%*
Net Total for CCT-Food Land Opportu		*$271,294*	*$119,433*	*$132,548*	*$13,115*	*10.98%*
Dept: 06-0000-904141	***Department Name: Innovative Bridge & Transition***					
State Governmental Sources						
4201009 00	ICCB Special Initiative Grants	$0	$0	$0	$0	#Num!
Sum of State Governmental Sources		*$0*	*$0*	*$0*	*$0*	*#Num!*
Net Total for Innovative Bridge & Tran		*$0*	*$0*	*$0*	*$0*	*#Num!*
Dept: 06-0000-904147	***Department Name: Pathways to Persistence & Grad***					
Federal Governmental Sources						
4301001 00	US Dept of Ed Direct Revenue	$249,845	$566,255	$53,071	($513,184)	-90.63%
Sum of Federal Governmental Sources		*$249,845*	*$566,255*	*$53,071*	*($513,184)*	*-90.63%*
Net Total for Pathways to Persistence		*$249,845*	*$566,255*	*$53,071*	*($513,184)*	*-90.63%*
Dept: 06-0000-904164	***Department Name: ETSB Starcom21 McHenry Cty***					
Local Governmental Sources						
4109000 00	Other Local Govt Sources	$5,516	$0	$0	$0	#Num!
Sum of Local Governmental Sources		*$5,516*	*$0*	*$0*	*$0*	*#Num!*
Net Total for ETSB Starcom21 McHen		*$5,516*	*$0*	*$0*	*$0*	*#Num!*
Dept: 06-0000-904169	***Department Name: Specialty Crop Grant Grant***					
Federal Governmental Sources						
4309002 00	Other Fed Grant Pass-Through	$0	$0	$0	$0	#Num!
Sum of Federal Governmental Sources		*$0*	*$0*	*$0*	*$0*	*#Num!*
Net Total for Specialty Crop Grant Gra		*$0*	*$0*	*$0*	*$0*	*#Num!*
Dept: 06-0000-904170	***Department Name: Advance McHenry Cty-CATI Equip***					

Object	Object Name	FY25 YTD	FY25 Budget	FY26 Budget	$ Change	% Change
Federal Governmental Sources						
4309002	00 Other Fed Grant Pass-Through	$696,138	$746,156	$0	($746,156)	-100.00%
Sum of Federal Governmental Sources		*$696,138*	*$746,156*	*$0*	*($746,156)*	*-100.00%*
Net Total for Advance McHenry Cty-C		*$696,138*	*$746,156*	*$0*	*($746,156)*	*-100.00%*
Dept: 06-0000-904171	***Department Name: AdvanceMcHenryCty-Man Pathways***					
Federal Governmental Sources						
4309002	00 Other Fed Grant Pass-Through	$93,740	$100,000	$100,000	$0	0.00%
Sum of Federal Governmental Sources		*$93,740*	*$100,000*	*$100,000*	*$0*	*0.00%*
Net Total for AdvanceMcHenryCty-Ma		*$93,740*	*$100,000*	*$100,000*	*$0*	*0.00%*
Dept: 06-0000-904174	***Department Name: ECACE-Early Childhood Access***					
Federal Governmental Sources						
4303002	00 Dept of Health&Human Pass Thru	$0	$0	$0	$0	#Num!
Sum of Federal Governmental Sources		*$0*	*$0*	*$0*	*$0*	*#Num!*
Net Total for ECACE-Early Childhood		*$0*	*$0*	*$0*	*$0*	*#Num!*
Dept: 06-0000-904175	***Department Name: IMEC/AdvMcHCty/Workplace Skill***					
Federal Governmental Sources						
4309002	00 Other Fed Grant Pass-Through	$65,875	$0	$0	$0	#Num!
Sum of Federal Governmental Sources		*$65,875*	*$0*	*$0*	*$0*	*#Num!*
Net Total for IMEC/AdvMcHCty/Work		*$65,875*	*$0*	*$0*	*$0*	*#Num!*
Dept: 06-0000-904176	***Department Name: College Bridge Grant***					
Federal Governmental Sources						
4309002	00 Other Fed Grant Pass-Through	$0	$0	$0	$0	#Num!
Sum of Federal Governmental Sources		*$0*	*$0*	*$0*	*$0*	*#Num!*
Net Total for College Bridge Grant		*$0*	*$0*	*$0*	*$0*	*#Num!*
Dept: 06-0000-904177	***Department Name: Dual Credit Program Expansion***					
Federal Governmental Sources						
4301001	00 US Dept of Ed Direct Revenue	$174,422	$184,400	$144,195	($40,205)	-21.80%
Sum of Federal Governmental Sources		*$174,422*	*$184,400*	*$144,195*	*($40,205)*	*-21.80%*
Net Total for Dual Credit Program Exp		*$174,422*	*$184,400*	*$144,195*	*($40,205)*	*-21.80%*
Dept: 06-0000-904178	***Department Name: Upward Bound Harvard CUSD 50***					

Thru: 5/31/2025

Object	Object Name	FY25 YTD	FY25 Budget	FY26 Budget	$ Change	% Change
Federal Governmental Sources						
4301001 00	US Dept of Ed Direct Revenue	$251,456	$308,904	$335,988	$27,084	8.77%
Sum of Federal Governmental Sources		*$251,456*	*$308,904*	*$335,988*	*$27,084*	*8.77%*
Nongovernmental Gifts						
4809000 00	Non Governmental Gift Other	$0	$0	$0	$0	#Num!
Sum of Nongovernmental Gifts		*$0*	*$0*	*$0*	*$0*	*#Num!*
Net Total for Upward Bound Harvard		*$251,456*	*$308,904*	*$335,988*	*$27,084*	*8.77%*
Dept: 06-0000-904179	***Department Name: PATH-Pipeline Adv Hlthcare***					
State Governmental Sources						
4209000 00	Revenue State Sources - Other	$376,194	$376,194	$56,012	($320,182)	-85.11%
Sum of State Governmental Sources		*$376,194*	*$376,194*	*$56,012*	*($320,182)*	*-85.11%*
Net Total for PATH-Pipeline Adv Hlth		*$376,194*	*$376,194*	*$56,012*	*($320,182)*	*-85.11%*
Dept: 06-0000-904181	***Department Name: Mental Health Early Action***					
State Governmental Sources						
4201099 00	Other ICCB Grants	$50,000	$50,000	$96,833	$46,833	93.67%
Sum of State Governmental Sources		*$50,000*	*$50,000*	*$96,833*	*$46,833*	*93.67%*
Net Total for Mental Health Early Acti		*$50,000*	*$50,000*	*$96,833*	*$46,833*	*93.67%*
Dept: 06-0000-904182	***Department Name: Trades School Grant***					
State Governmental Sources						
4201009 00	ICCB Special Initiative Grants	($350)	$0	$0	$0	#Num!
Sum of State Governmental Sources		*($350)*	*$0*	*$0*	*$0*	*#Num!*
Net Total for Trades School Grant		*($350)*	*$0*	*$0*	*$0*	*#Num!*
Dept: 06-0000-904183	***Department Name: Lieb Director Endowed***					
Nongovernmental Gifts						
4809000 00	Non Governmental Gift Other	$120,945	$100,000	$100,000	$0	0.00%
Sum of Nongovernmental Gifts		*$120,945*	*$100,000*	*$100,000*	*$0*	*0.00%*
Net Total for Lieb Director Endowed		*$120,945*	*$100,000*	*$100,000*	*$0*	*0.00%*
Dept: 06-0000-904184	***Department Name: CATI Director Endowed***					
Nongovernmental Gifts						
4809000 00	Non Governmental Gift Other	$0	$100,000	$100,000	$0	0.00%

Object	Object Name	FY25 YTD	FY25 Budget	FY26 Budget	$ Change	% Change
Sum of Nongovernmental Gifts		$0	$100,000	$100,000	$0	0.00%
Net Total for CATI Director Endowed		$0	$100,000	$100,000	$0	0.00%
Dept: 06-0000-904185	**Department Name: CAL Director Endowed**					
Nongovernmental Gifts						
4809000	00 Non Governmental Gift Other	$0	$100,000	$100,000	$0	0.00%
Sum of Nongovernmental Gifts		$0	$100,000	$100,000	$0	0.00%
Net Total for CAL Director Endowed		$0	$100,000	$100,000	$0	0.00%
Dept: 06-0000-904186	**Department Name: Midwest Schools**					
Nongovernmental Gifts						
4809000	00 Non Governmental Gift Other	$30,979	$29,300	$21,300	($8,000)	-27.30%
Sum of Nongovernmental Gifts		$30,979	$29,300	$21,300	($8,000)	-27.30%
Net Total for Midwest Schools		$30,979	$29,300	$21,300	($8,000)	-27.30%
Dept: 06-0000-904188	**Department Name: Rev Up EV Grant**					
State Governmental Sources						
4201009	00 ICCB Special Initiative Grants	$15,250	$15,250	$0	($15,250)	-100.00%
Sum of State Governmental Sources		$15,250	$15,250	$0	($15,250)	-100.00%
Net Total for Rev Up EV Grant		$15,250	$15,250	$0	($15,250)	-100.00%
Dept: 06-0000-904189	**Department Name: Digital Instruction Adult Ed**					
Nongovernmental Gifts						
4809000	00 Non Governmental Gift Other	$53,880	$53,880	$0	($53,880)	-100.00%
Sum of Nongovernmental Gifts		$53,880	$53,880	$0	($53,880)	-100.00%
Net Total for Digital Instruction Adult		$53,880	$53,880	$0	($53,880)	-100.00%
Dept: 06-0000-904190	**Department Name: Access and Equity-Dual Credit**					
State Governmental Sources						
4201009	00 ICCB Special Initiative Grants	$138,125	$138,125	$133,172	($4,953)	-3.59%
Sum of State Governmental Sources		$138,125	$138,125	$133,172	($4,953)	-3.59%
Net Total for Access and Equity-Dual		$138,125	$138,125	$133,172	($4,953)	-3.59%
Dept: 06-0000-904191	**Department Name: Non-credit Workfrc Train Grant**					
State Governmental Sources						
4209000	00 Revenue State Sources - Other	$95,013	$95,013	$0	($95,013)	-100.00%

Object	Object Name	FY25 YTD	FY25 Budget	FY26 Budget	$ Change	% Change
Sum of State Governmental Sources		*$95,013*	*$95,013*	*$0*	*($95,013)*	*-100.00%*
Net Total for Non-credit Workfrc Train		*$95,013*	*$95,013*	*$0*	*($95,013)*	*-100.00%*
Dept: 06-0000-904192	***Department Name: RAILS My Library is***					
State Governmental Sources						
4209000	00 Revenue State Sources - Other	$2,878	$2,878	$0	($2,878)	-100.00%
Sum of State Governmental Sources		*$2,878*	*$2,878*	*$0*	*($2,878)*	*-100.00%*
Net Total for RAILS My Library is		*$2,878*	*$2,878*	*$0*	*($2,878)*	*-100.00%*
Dept: 06-0000-904195	***Department Name: Taking Back the Trades Round 2***					
State Governmental Sources						
4201009	00 ICCB Special Initiative Grants	$173,050	$173,050	$0	($173,050)	-100.00%
Sum of State Governmental Sources		*$173,050*	*$173,050*	*$0*	*($173,050)*	*-100.00%*
Net Total for Taking Back the Trades		*$173,050*	*$173,050*	*$0*	*($173,050)*	*-100.00%*
Dept: 06-0000-904196	***Department Name: Upward Bound Non-Grant***					
Nongovernmental Gifts						
4809000	00 Non Governmental Gift Other	$1,000	$0	$0	$0	#Num!
Sum of Nongovernmental Gifts		*$1,000*	*$0*	*$0*	*$0*	*#Num!*
Net Total for Upward Bound Non-Gra		*$1,000*	*$0*	*$0*	*$0*	*#Num!*
Dept: 06-0000-904197	***Department Name: FOGLIA (CATI) Equip DOE Grant***					
Federal Governmental Sources						
4301001	00 US Dept of Ed Direct Revenue	$316,895	$859,422	$859,421	($1)	0.00%
Sum of Federal Governmental Sources		*$316,895*	*$859,422*	*$859,421*	*($1)*	*0.00%*
Net Total for FOGLIA (CATI) Equip D		*$316,895*	*$859,422*	*$859,421*	*($1)*	*0.00%*
Dept: 06-0000-904198	***Department Name: IGEN for HVAC Grant***					
State Governmental Sources						
4209000	27 IL Green Economy Network	$30,273	$47,946	$47,946	$0	0.00%
Sum of State Governmental Sources		*$30,273*	*$47,946*	*$47,946*	*$0*	*0.00%*
Net Total for IGEN for HVAC Grant		*$30,273*	*$47,946*	*$47,946*	*$0*	*0.00%*
Dept: 06-0000-904199	***Department Name: FAFSA Grant***					
State Governmental Sources						
4207002	00 ISAC Pass Through Revenue	$670	$0	$0	$0	#Num!

Object	Object Name	FY25 YTD	FY25 Budget	FY26 Budget	$ Change	% Change
Sum of State Governmental Sources		*$670*	*$0*	*$0*	*$0*	*#Num!*
Net Total for FAFSA Grant		*$670*	*$0*	*$0*	*$0*	*#Num!*
Dept: 06-0000-904201	***Department Name: Make it in Illinois Program***					
State Governmental Sources						
4204000 00	Dept of Commerce Economic Opp	$67,500	$90,000	$0	($90,000)	-100.00%
Sum of State Governmental Sources		*$67,500*	*$90,000*	*$0*	*($90,000)*	*-100.00%*
Net Total for Make it in Illinois Progra		*$67,500*	*$90,000*	*$0*	*($90,000)*	*-100.00%*
Dept: 06-1010-904183	***Department Name: Lieb Director Endowed***					
Salaries						
5101001 00	FT Administrative Staff	$95,480	$100,000	$100,000	$0	0.00%
Sum of Salaries		*$95,480*	*$100,000*	*$100,000*	*$0*	*0.00%*
Fringe Benefits						
5201001 00	Employer GTL Medical Vision	$18,008	$0	$0	$0	#Num!
5209000 55	SURS College Insurance ER Cont	$812	$0	$0	$0	#Num!
5209000 60	Surs Federal Grant Obligation	$6,644	$0	$0	$0	#Num!
Sum of Fringe Benefits		*$25,464*	*$0*	*$0*	*$0*	*#Num!*
Net Total for Lieb Director Endowed		*$120,945*	*$100,000*	*$100,000*	*$0*	*0.00%*
Dept: 06-1030-904170	***Department Name: Advance McHenry Cty-CATI Equip***					
Outsourced & Contractual Services						
5309000 20	Other Contractual Services	$45,711	$45,711	$0	($45,711)	-100.00%
Sum of Outsourced & Contractual Servi		*$45,711*	*$45,711*	*$0*	*($45,711)*	*-100.00%*
Maintenance, Memberships, and Printing & Postage Supplies						
5401002 00	Instructional Supplies	$187,607	$200,000	$0	($200,000)	-100.00%
5401009 05	Supplies MCC Store	$11,445	$11,445	$0	($11,445)	-100.00%
Sum of Maintenance, Memberships, and		*$199,052*	*$211,445*	*$0*	*($211,445)*	*-100.00%*
Capital Outlay						
5806000 00	Equipment - Instructional	$451,375	$489,000	$0	($489,000)	-100.00%
Sum of Capital Outlay		*$451,375*	*$489,000*	*$0*	*($489,000)*	*-100.00%*
Net Total for Advance McHenry Cty-C		*$696,138*	*$746,156*	*$0*	*($746,156)*	*-100.00%*
Dept: 06-1030-904174	***Department Name: ECACE-Early Childhood Access***					
Salaries						

Object		Object Name	FY25 YTD	FY25 Budget	FY26 Budget	$ Change	% Change
5102001	00	FT Prof/Tech Staff	$0	$0	$0	$0	#Num!
5103002	15	PT Stipends Fall Sprg Sum	$0	$0	$0	$0	#Num!
Sum of Salaries			*$0*	*$0*	*$0*	*$0*	*#Num!*
Fringe Benefits							
5201001	00	Employer GTL Medical Vision	$0	$0	$0	$0	#Num!
5209000	55	SURS College Insurance ER Cont	$0	$0	$0	$0	#Num!
Sum of Fringe Benefits			*$0*	*$0*	*$0*	*$0*	*#Num!*
Maintenance, Memberships, and Printing & Postage Supplies							
5401001	00	Office Supplies	$0	$0	$0	$0	#Num!
Sum of Maintenance, Memberships, and			*$0*	*$0*	*$0*	*$0*	*#Num!*
Net Total for ECACE-Early Childhood			*$0*	*$0*	*$0*	*$0*	*#Num!*
Dept: 06-1030-904184		***Department Name: CATI Director Endowed***					
Salaries							
5101001	00	FT Administrative Staff	$0	$100,000	$100,000	$0	0.00%
Sum of Salaries			*$0*	*$100,000*	*$100,000*	*$0*	*0.00%*
Net Total for CATI Director Endowed			*$0*	*$100,000*	*$100,000*	*$0*	*0.00%*
Dept: 06-1030-904188		***Department Name: Rev Up EV Grant***					
Salaries							
5103001	10	FT Stipends Fall Spring Summer	$2,500	$2,500	$0	($2,500)	-100.00%
Sum of Salaries			*$2,500*	*$2,500*	*$0*	*($2,500)*	*-100.00%*
Fringe Benefits							
5201001	00	Employer GTL Medical Vision	$363	$102	$0	($102)	-100.00%
5209000	55	SURS College Insurance ER Cont	$21	$21	$0	($21)	-100.00%
5209000	60	Surs Federal Grant Obligation	$190	$190	$0	($190)	-100.00%
Sum of Fringe Benefits			*$574*	*$313*	*$0*	*($313)*	*-100.00%*
Outsourced & Contractual Services							
5309000	20	Other Contractual Services	$0	$429	$0	($429)	-100.00%
Sum of Outsourced & Contractual Servi			*$0*	*$429*	*$0*	*($429)*	*-100.00%*
Maintenance, Memberships, and Printing & Postage Supplies							
5401002	00	Instructional Supplies	$0	$35	$0	($35)	-100.00%
Sum of Maintenance, Memberships, and			*$0*	*$35*	*$0*	*($35)*	*-100.00%*
Travel, Meeting, Professional Development, and Recruitment							
5502000	10	Out of District Travel	$248	$669	$0	($669)	-100.00%

Object	Object Name	FY25 YTD	FY25 Budget	FY26 Budget	$ Change	% Change
Sum of Travel, Meeting, Professional D		*$248*	*$669*	*$0*	*($669)*	*-100.00%*
Capital Outlay						
5806000 00	Equipment - Instructional	$11,927	$11,304	$0	($11,304)	-100.00%
Sum of Capital Outlay		*$11,927*	*$11,304*	*$0*	*($11,304)*	*-100.00%*
Net Total for Rev Up EV Grant		*$15,250*	*$15,250*	*$0*	*($15,250)*	*-100.00%*
Dept: 06-1030-904197	***Department Name: FOGLIA (CATI) Equip DOE Grant***					
Capital Outlay						
5806000 00	Equipment - Instructional	$316,895	$859,422	$859,421	($1)	0.00%
Sum of Capital Outlay		*$316,895*	*$859,422*	*$859,421*	*($1)*	*0.00%*
Net Total for FOGLIA (CATI) Equip D		*$316,895*	*$859,422*	*$859,421*	*($1)*	*0.00%*
Dept: 06-1030-904198	***Department Name: IGEN for HVAC Grant***					
Salaries						
5103001 10	FT Stipends Fall Spring Summer	$2,500	$4,500	$4,500	$0	0.00%
Sum of Salaries		*$2,500*	*$4,500*	*$4,500*	*$0*	*0.00%*
Fringe Benefits						
5201001 00	Employer GTL Medical Vision	$240	$0	$0	$0	#Num!
Sum of Fringe Benefits		*$240*	*$0*	*$0*	*$0*	*#Num!*
Maintenance, Memberships, and Printing & Postage Supplies						
5401002 00	Instructional Supplies	$25,025	$25,046	$25,046	$0	0.00%
Sum of Maintenance, Memberships, and		*$25,025*	*$25,046*	*$25,046*	*$0*	*0.00%*
Travel, Meeting, Professional Development, and Recruitment						
5502000 10	Out of District Travel	$2,508	$2,100	$2,100	$0	0.00%
Sum of Travel, Meeting, Professional D		*$2,508*	*$2,100*	*$2,100*	*$0*	*0.00%*
Scholarships, Student Activities, and Waivers						
5909000 10	Tuition Refunds	$0	$16,300	$16,300	$0	0.00%
Sum of Scholarships, Student Activities,		*$0*	*$16,300*	*$16,300*	*$0*	*0.00%*
Net Total for IGEN for HVAC Grant		*$30,273*	*$47,946*	*$47,946*	*$0*	*0.00%*
Dept: 06-1040-904179	***Department Name: PATH-Pipeline Adv Hlthcare***					
Salaries						
5102001 00	FT Prof/Tech Staff	$29,146	$34,944	$55,595	$20,651	59.10%
5102002 00	PT Prof/Technical Staff	$4,366	$28,000	$0	($28,000)	-100.00%
5103001 10	FT Stipends Fall Spring Summer	$8,333	$3,000	$0	($3,000)	-100.00%

Thru: 5/31/2025

Object		Object Name	FY25 YTD	FY25 Budget	FY26 Budget	$ Change	% Change
5103002	15	PT Stipends Fall Sprg Sum	$1,225	$0	$0	$0	#Num!
Sum of Salaries			*$43,070*	*$65,944*	*$55,595*	*($10,349)*	*-15.69%*
Fringe Benefits							
5201001	00	Employer GTL Medical Vision	$498	$1,457	$0	($1,457)	-100.00%
5209000	55	SURS College Insurance ER Cont	$150	$535	$417	($118)	-22.06%
5209000	60	Surs Federal Grant Obligation	$4,018	$7,900	$0	($7,900)	-100.00%
Sum of Fringe Benefits			*$4,666*	*$9,892*	*$417*	*($9,475)*	*-95.78%*
Outsourced & Contractual Services							
5309000	20	Other Contractual Services	$39,377	$19,000	$0	($19,000)	-100.00%
Sum of Outsourced & Contractual Servi			*$39,377*	*$19,000*	*$0*	*($19,000)*	*-100.00%*
Maintenance, Memberships, and Printing & Postage Supplies							
5401002	00	Instructional Supplies	$0	$2,000	$0	($2,000)	-100.00%
5401002	35	Supplies - General	$0	$0	$0	$0	#Num!
5401009	05	Supplies MCC Store	$7,040	$22,000	$0	($22,000)	-100.00%
Sum of Maintenance, Memberships, and			*$7,040*	*$24,000*	*$0*	*($24,000)*	*-100.00%*
Travel, Meeting, Professional Development, and Recruitment							
5502000	10	Out of District Travel	$4,617	$3,960	$0	($3,960)	-100.00%
5509000	15	Other Conf & Mtg Exp	$0	$1,590	$0	($1,590)	-100.00%
Sum of Travel, Meeting, Professional D			*$4,617*	*$5,550*	*$0*	*($5,550)*	*-100.00%*
Capital Outlay							
5806000	00	Equipment - Instructional	$0	$0	$0	$0	#Num!
Sum of Capital Outlay			*$0*	*$0*	*$0*	*$0*	*#Num!*
Scholarships, Student Activities, and Waivers							
5902000	53	Student Assist-Childcare	$2,000	$0	$0	$0	#Num!
5902000	54	Student Assist-Housing	$2,000	$0	$0	$0	#Num!
5902000	56	Student Assist-Transportation	$5,917	$0	$0	$0	#Num!
5909000	10	Tuition Refunds	$195,216	$251,808	$0	($251,808)	-100.00%
5909000	15	Participation Stipend	$11,402	$0	$0	$0	#Num!
Sum of Scholarships, Student Activities,			*$216,535*	*$251,808*	*$0*	*($251,808)*	*-100.00%*
Net Total for PATH-Pipeline Adv Hlth			*$315,306*	*$376,194*	*$56,012*	*($320,182)*	*-85.11%*

Dept: 06-1060-901016 Department Name: Federal Basic Adult Ed

Salaries							
5102001	00	FT Prof/Tech Staff	$6,724	$21,840	$0	($21,840)	-100.00%
5103002	05	PT Instructional Other	$154,306	$146,492	$150,887	$4,395	3.00%
Sum of Salaries			*$161,030*	*$168,332*	*$150,887*	*($17,445)*	*-10.36%*

Thru: 5/31/2025

Object		Object Name	FY25 YTD	FY25 Budget	FY26 Budget	$ Change	% Change
Fringe Benefits							
5201001	00	Employer GTL Medical Vision	$1,215	$8,851	$0	($8,851)	-100.00%
5209000	55	SURS College Insurance ER Cont	$57	$186	$1,132	$946	508.60%
5209000	60	Surs Federal Grant Obligation	$17,771	$20,166	$0	($20,166)	-100.00%
Sum of Fringe Benefits			*$19,043*	*$29,203*	*$1,132*	*($28,071)*	*-96.12%*
Outsourced & Contractual Services							
5309000	20	Other Contractual Services	$5,600	$7,650	$0	($7,650)	-100.00%
Sum of Outsourced & Contractual Servi			*$5,600*	*$7,650*	*$0*	*($7,650)*	*-100.00%*
Maintenance, Memberships, and Printing & Postage Supplies							
5401001	00	Office Supplies	($109)	$0	$0	$0	#Num!
5401002	00	Instructional Supplies	$5,253	$5,000	$0	($5,000)	-100.00%
5401002	05	Testing Materials	$720	$0	$0	$0	#Num!
Sum of Maintenance, Memberships, and			*$5,864*	*$5,000*	*$0*	*($5,000)*	*-100.00%*
Travel, Meeting, Professional Development, and Recruitment							
5502000	05	In District Travel	$385	$0	$0	$0	#Num!
5502000	10	Out of District Travel	$3,946	$5,200	$0	($5,200)	-100.00%
Sum of Travel, Meeting, Professional D			*$4,332*	*$5,200*	*$0*	*($5,200)*	*-100.00%*
Net Total for Federal Basic Adult Ed			*$195,869*	*$215,385*	*$152,019*	*($63,366)*	*-29.42%*
Dept: 06-1060-901018		***Department Name: English Literacy / Civics***					
Salaries							
5103002	05	PT Instructional Other	$10,592	$11,565	$18,854	$7,289	63.03%
Sum of Salaries			*$10,592*	*$11,565*	*$18,854*	*$7,289*	*63.03%*
Fringe Benefits							
5209000	55	SURS College Insurance ER Cont	$0	$0	$146	$146	#Div/0!
5209000	60	Surs Federal Grant Obligation	$1,118	$1,735	$0	($1,735)	-100.00%
Sum of Fringe Benefits			*$1,118*	*$1,735*	*$146*	*($1,589)*	*-91.59%*
Net Total for English Literacy / Civics			*$11,710*	*$13,300*	*$19,000*	*$5,700*	*42.86%*
Dept: 06-1060-902014		***Department Name: State Basic Adult Ed***					
Salaries							
5102001	00	FT Prof/Tech Staff	$42,933	$27,553	$125,130	$97,577	354.14%
5103002	05	PT Instructional Other	$205,135	$152,321	$156,891	$4,570	3.00%
5106002	00	PT Clerical Staff	$29,365	$27,300	$0	($27,300)	-100.00%
Sum of Salaries			*$277,433*	*$207,174*	*$282,021*	*$74,847*	*36.13%*
Fringe Benefits							

Thru: 5/31/2025

Object		Object Name	FY25 YTD	FY25 Budget	FY26 Budget	$ Change	% Change
5201001	00	Employer GTL Medical Vision	$4,732	$8,581	$8,694	$113	1.32%
5209000	55	SURS College Insurance ER Cont	$365	$466	$2,115	$1,649	353.86%
5209000	60	Surs Federal Grant Obligation	$30,623	$24,819	$0	($24,819)	-100.00%
Sum of Fringe Benefits			*$35,720*	*$33,866*	*$10,809*	*($23,057)*	*-68.08%*
Outsourced & Contractual Services							
5309000	20	Other Contractual Services	$9,600	$9,600	$0	($9,600)	-100.00%
Sum of Outsourced & Contractual Servi			*$9,600*	*$9,600*	*$0*	*($9,600)*	*-100.00%*
Maintenance, Memberships, and Printing & Postage Supplies							
5401002	00	Instructional Supplies	$0	$5,000	$0	($5,000)	-100.00%
Sum of Maintenance, Memberships, and			*$0*	*$5,000*	*$0*	*($5,000)*	*-100.00%*
Travel, Meeting, Professional Development, and Recruitment							
5502000	05	In District Travel	$71	$0	$0	$0	#Num!
5502000	10	Out of District Travel	$3,820	$9,200	$0	($9,200)	-100.00%
5509000	15	Other Conf & Mtg Exp	$0	$0	$0	$0	#Num!
Sum of Travel, Meeting, Professional D			*$3,890*	*$9,200*	*$0*	*($9,200)*	*-100.00%*
Scholarships, Student Activities, and Waivers							
5902000	10	Scholarships	$6,428	$20,000	$0	($20,000)	-100.00%
Sum of Scholarships, Student Activities,			*$6,428*	*$20,000*	*$0*	*($20,000)*	*-100.00%*
Net Total for State Basic Adult Ed			*$333,072*	*$284,840*	*$292,830*	*$7,990*	*2.81%*
Dept: 06-1060-902016		***Department Name: Community Literacy Program***					
Salaries							
5102001	00	FT Prof/Tech Staff	$39,583	$41,646	$0	($41,646)	-100.00%
5102002	00	PT Prof/Technical Staff	$1,067	$1,200	$70,062	$68,862	5738.50%
Sum of Salaries			*$40,650*	*$42,846*	*$70,062*	*$27,216*	*63.52%*
Fringe Benefits							
5201001	00	Employer GTL Medical Vision	$7,393	$10,784	$11,134	$350	3.25%
5209000	55	SURS College Insurance ER Cont	$346	$364	$526	$162	44.51%
5209000	60	Surs Federal Grant Obligation	$4,742	$5,133	$0	($5,133)	-100.00%
Sum of Fringe Benefits			*$12,481*	*$16,281*	*$11,660*	*($4,621)*	*-28.38%*
Outsourced & Contractual Services							
5309000	20	Other Contractual Services	$4,535	$7,340	$0	($7,340)	-100.00%
Sum of Outsourced & Contractual Servi			*$4,535*	*$7,340*	*$0*	*($7,340)*	*-100.00%*
Maintenance, Memberships, and Printing & Postage Supplies							
5401001	00	Office Supplies	$295	$300	$0	($300)	-100.00%

Object		Object Name	FY25 YTD	FY25 Budget	FY26 Budget	$ Change	% Change
5401002	00	Instructional Supplies	$2,282	$4,011	$0	($4,011)	-100.00%
5406000	00	Publications & Dues	$0	$360	$0	($360)	-100.00%
5409000	00	Other Materials & Supplies	$0	$1,300	$0	($1,300)	-100.00%
Sum of Maintenance, Memberships, and			*$2,577*	*$5,971*	*$0*	*($5,971)*	*-100.00%*
Travel, Meeting, Professional Development, and Recruitment							
5502000	05	In District Travel	$0	$250	$0	($250)	-100.00%
5502000	10	Out of District Travel	$2,130	$3,800	$0	($3,800)	-100.00%
5509000	15	Other Conf & Mtg Exp	$0	$0	$0	$0	#Num!
Sum of Travel, Meeting, Professional D			*$2,130*	*$4,050*	*$0*	*($4,050)*	*-100.00%*
Scholarships, Student Activities, and Waivers							
5909002	00	Indirect Costs Allocation	$3,119	$3,824	$0	($3,824)	-100.00%
Sum of Scholarships, Student Activities,			*$3,119*	*$3,824*	*$0*	*($3,824)*	*-100.00%*
Net Total for Community Literacy Prog			*$65,492*	*$80,312*	*$81,722*	*$1,410*	*1.76%*
Dept: 06-1060-902040		***Department Name: State Performance***					
Salaries							
5102001	00	FT Prof/Tech Staff	$54,162	$52,000	$67,755	$15,755	30.30%
5106002	00	PT Clerical Staff	$29,820	$27,300	$62,625	$35,325	129.40%
Sum of Salaries			*$83,982*	*$79,300*	*$130,380*	*$51,080*	*64.41%*
Fringe Benefits							
5201001	00	Employer GTL Medical Vision	$10,424	$2,283	$11,135	$8,852	387.74%
5209000	55	SURS College Insurance ER Cont	$460	$232	$978	$746	321.55%
5209000	60	Surs Federal Grant Obligation	$9,344	$9,500	$0	($9,500)	-100.00%
Sum of Fringe Benefits			*$20,229*	*$12,015*	*$12,113*	*$98*	*0.82%*
Maintenance, Memberships, and Printing & Postage Supplies							
5401002	00	Instructional Supplies	$408	$13,005	$0	($13,005)	-100.00%
5401009	05	Supplies MCC Store	$266	$0	$0	$0	#Num!
Sum of Maintenance, Memberships, and			*$674*	*$13,005*	*$0*	*($13,005)*	*-100.00%*
Net Total for State Performance			*$104,885*	*$104,320*	*$142,493*	*$38,173*	*36.59%*
Dept: 06-1060-904189		***Department Name: Digital Instruction Adult Ed***					
Outsourced & Contractual Services							
5309000	20	Other Contractual Services	$4,080	$0	$0	$0	#Num!
Sum of Outsourced & Contractual Servi			*$4,080*	*$0*	*$0*	*$0*	*#Num!*
Maintenance, Memberships, and Printing & Postage Supplies							
5401009	00	IT Technology Supplies	$44,643	$48,982	$0	($48,982)	-100.00%

Object		Object Name	FY25 YTD	FY25 Budget	FY26 Budget	$ Change	% Change
Sum of Maintenance, Memberships, and			*$44,643*	*$48,982*	*$0*	*($48,982)*	*-100.00%*
Scholarships, Student Activities, and Waivers							
5909002	00	Indirect Costs Allocation	$5,157	$4,898	$0	($4,898)	-100.00%
Sum of Scholarships, Student Activities,			*$5,157*	*$4,898*	*$0*	*($4,898)*	*-100.00%*
Net Total for Digital Instruction Adult			*$53,880*	*$53,880*	*$0*	*($53,880)*	*-100.00%*
Dept: 06-2010-904192		***Department Name: RAILS My Library is***					
Maintenance, Memberships, and Printing & Postage Supplies							
5401001	00	Office Supplies	$0	$0	$0	$0	#Num!
5401009	00	IT Technology Supplies	$550	$600	$0	($600)	-100.00%
5409000	00	Other Materials & Supplies	$2,297	$2,278	$0	($2,278)	-100.00%
Sum of Maintenance, Memberships, and			*$2,847*	*$2,878*	*$0*	*($2,878)*	*-100.00%*
Net Total for RAILS My Library is			*$2,847*	*$2,878*	*$0*	*($2,878)*	*-100.00%*
Dept: 06-2080-904140		***Department Name: CCT-Food Land Opportunity***					
Salaries							
5101001	00	FT Administrative Staff	$160,179	$56,500	$91,749	$35,249	62.39%
Sum of Salaries			*$160,179*	*$56,500*	*$91,749*	*$35,249*	*62.39%*
Fringe Benefits							
5201001	00	Employer GTL Medical Vision	$32,603	$49,889	$34,361	($15,528)	-31.13%
5209000	55	SURS College Insurance ER Cont	$1,362	$1,544	$1,438	($106)	-6.87%
5209000	60	Surs Federal Grant Obligation	$19,189	$0	$0	$0	#Num!
Sum of Fringe Benefits			*$53,154*	*$51,433*	*$35,799*	*($15,634)*	*-30.40%*
Outsourced & Contractual Services							
5309000	20	Other Contractual Services	$0	$4,000	$0	($4,000)	-100.00%
Sum of Outsourced & Contractual Servi			*$0*	*$4,000*	*$0*	*($4,000)*	*-100.00%*
Travel, Meeting, Professional Development, and Recruitment							
5502000	10	Out of District Travel	$2,164	$0	$2,000	$2,000	#Div/0!
5509000	15	Other Conf & Mtg Exp			$1,500		
Sum of Travel, Meeting, Professional D			*$2,164*	*$0*	*$3,500*	*$3,500*	*#Div/0!*
Scholarships, Student Activities, and Waivers							
5902000	55	Student Assist-Food Insecurity	$376	$2,000	$1,500	($500)	-25.00%
5909002	00	Indirect Costs Allocation	$0	$5,500	$0	($5,500)	-100.00%
Sum of Scholarships, Student Activities,			*$376*	*$7,500*	*$1,500*	*($6,000)*	*-80.00%*
Net Total for CCT-Food Land Opportu			*$215,873*	*$119,433*	*$132,548*	*$13,115*	*10.98%*

Thru: 5/31/2025

Object		Object Name	FY25 YTD	FY25 Budget	FY26 Budget	$ Change	% Change
Dept: 06-2080-904141		**Department Name: Innovative Bridge & Transition**					
Salaries							
5102001	00	FT Prof/Tech Staff	$0	$0	$0	$0	#Num!
5103002	15	PT Stipends Fall Sprg Sum	$0	$0	$0	$0	#Num!
Sum of Salaries			*$0*	*$0*	*$0*	*$0*	*#Num!*
Fringe Benefits							
5201001	00	Employer GTL Medical Vision	$0	$0	$0	$0	#Num!
5209000	55	SURS College Insurance ER Cont	$0	$0	$0	$0	#Num!
5209000	60	Surs Federal Grant Obligation	$0	$0	$0	$0	#Num!
Sum of Fringe Benefits			*$0*	*$0*	*$0*	*$0*	*#Num!*
Scholarships, Student Activities, and Waivers							
5909002	00	Indirect Costs Allocation	$0	$0	$0	$0	#Num!
Sum of Scholarships, Student Activities,			*$0*	*$0*	*$0*	*$0*	*#Num!*
Net Total for Innovative Bridge & Tran			*$0*	*$0*	*$0*	*$0*	*#Num!*
Dept: 06-2080-904156		**Department Name: Perkins CTE Improvement Grant**					
Maintenance, Memberships, and Printing & Postage Supplies							
5401002	00	Instructional Supplies	$0	$0	$0	$0	#Num!
Sum of Maintenance, Memberships, and			*$0*	*$0*	*$0*	*$0*	*#Num!*
Net Total for Perkins CTE Improveme			*$0*	*$0*	*$0*	*$0*	*#Num!*
Dept: 06-2080-904177		**Department Name: Dual Credit Program Expansion**					
Salaries							
5102001	00	FT Prof/Tech Staff	$47,542	$54,000	$113,494	$59,494	110.17%
5103001	10	FT Stipends Fall Spring Summer	$6,000	$6,000	$0	($6,000)	-100.00%
5103002	15	PT Stipends Fall Sprg Sum	$4,600	$4,600	$0	($4,600)	-100.00%
Sum of Salaries			*$58,142*	*$64,600*	*$113,494*	*$48,894*	*75.69%*
Fringe Benefits							
5201001	00	Employer GTL Medical Vision	$18,374	$22,100	$29,850	$7,750	35.07%
5209000	55	SURS College Insurance ER Cont	$457	$500	$851	$351	70.20%
5209000	60	Surs Federal Grant Obligation	$6,806	$7,550	$0	($7,550)	-100.00%
Sum of Fringe Benefits			*$25,637*	*$30,150*	*$30,701*	*$551*	*1.83%*
Outsourced & Contractual Services							
5309000	20	Other Contractual Services	$32,792	$39,300	$0	($39,300)	-100.00%
Sum of Outsourced & Contractual Servi			*$32,792*	*$39,300*	*$0*	*($39,300)*	*-100.00%*

Thru: 5/31/2025

Object		Object Name	FY25 YTD	FY25 Budget	FY26 Budget	$ Change	% Change
Maintenance, Memberships, and Printing & Postage Supplies							
5401002	00	Instructional Supplies	$0	$0	$0	$0	#Num!
5404002	00	Computer Software	$3,961	$0	$0	$0	#Num!
Sum of Maintenance, Memberships, and			*$3,961*	*$0*	*$0*	*$0*	*#Num!*
Travel, Meeting, Professional Development, and Recruitment							
5502000	05	In District Travel	$162	$200	$0	($200)	-100.00%
5502000	10	Out of District Travel	$2,301	$2,300	$0	($2,300)	-100.00%
Sum of Travel, Meeting, Professional D			*$2,463*	*$2,500*	*$0*	*($2,500)*	*-100.00%*
Scholarships, Student Activities, and Waivers							
5902000	10	Scholarships	$38,725	$35,850	$0	($35,850)	-100.00%
5904000	22	Participation Stipend	$11,972	$12,000	$0	($12,000)	-100.00%
Sum of Scholarships, Student Activities,			*$50,697*	*$47,850*	*$0*	*($47,850)*	*-100.00%*
Net Total for Dual Credit Program Exp			*$173,693*	*$184,400*	*$144,195*	*($40,205)*	*-21.80%*
Dept: 06-2080-904190		***Department Name: Access and Equity-Dual Credit***					
Salaries							
5102001	00	FT Prof/Tech Staff	$48,219	$58,458	$0	($58,458)	-100.00%
Sum of Salaries			*$48,219*	*$58,458*	*$0*	*($58,458)*	*-100.00%*
Fringe Benefits							
5201001	00	Employer GTL Medical Vision	$8,196	$23,065	$0	($23,065)	-100.00%
5209000	55	SURS College Insurance ER Cont	$410	$497	$0	($497)	-100.00%
5209000	60	Surs Federal Grant Obligation	$5,777	$7,003	$0	($7,003)	-100.00%
Sum of Fringe Benefits			*$14,382*	*$30,565*	*$0*	*($30,565)*	*-100.00%*
Outsourced & Contractual Services							
5302000	00	Consultants	$5,056	$6,880	$0	($6,880)	-100.00%
5309000	20	Other Contractual Services	$4,020	$11,810	$133,172	$121,362	1027.62%
Sum of Outsourced & Contractual Servi			*$9,076*	*$18,690*	*$133,172*	*$114,482*	*612.53%*
Maintenance, Memberships, and Printing & Postage Supplies							
5401002	00	Instructional Supplies	$525	$0	$0	$0	#Num!
Sum of Maintenance, Memberships, and			*$525*	*$0*	*$0*	*$0*	*#Num!*
Scholarships, Student Activities, and Waivers							
5904000	22	Participation Stipend	$1,200	$18,741	$0	($18,741)	-100.00%
5909002	00	Indirect Costs Allocation	$7,164	$11,671	$0	($11,671)	-100.00%
Sum of Scholarships, Student Activities,			*$8,364*	*$30,412*	*$0*	*($30,412)*	*-100.00%*
Net Total for Access and Equity-Dual			*$80,567*	*$138,125*	*$133,172*	*($4,953)*	*-3.59%*

Object	Object Name	FY25 YTD	FY25 Budget	FY26 Budget	$ Change	% Change
Dept: 06-2090-904176	**Department Name: College Bridge Grant**					
Travel, Meeting, Professional Development, and Recruitment						
5501000 05	Meeting Expense In-District	$0	$0	$0	$0	#Num!
Sum of Travel, Meeting, Professional D		*$0*	*$0*	*$0*	*$0*	*#Num!*
Net Total for College Bridge Grant		*$0*	*$0*	*$0*	*$0*	*#Num!*
Dept: 06-3010-901020	**Department Name: GI Bill Student Grants**					
Scholarships, Student Activities, and Waivers						
5909000 10	Tuition Refunds	$186,119	$0	$160,000	$160,000	#Div/0!
Sum of Scholarships, Student Activities,		*$186,119*	*$0*	*$160,000*	*$160,000*	*#Div/0!*
Net Total for GI Bill Student Grants		*$186,119*	*$0*	*$160,000*	*$160,000*	*#Div/0!*
Dept: 06-3020-901022	**Department Name: SBDC Federal 1**					
Salaries						
5101001 00	FT Administrative Staff	$59,895	$70,889	$79,286	$8,397	11.85%
5106002 00	PT Clerical Staff	$9,221	$0	$0	$0	#Num!
Sum of Salaries		*$69,116*	*$70,889*	*$79,286*	*$8,397*	*11.85%*
Fringe Benefits						
5201001 00	Employer GTL Medical Vision	$5,185	$24,735	$19,031	($5,704)	-23.06%
5209000 55	SURS College Insurance ER Cont	$154	$532	$595	$63	11.84%
5209000 60	Surs Federal Grant Obligation	$1,522	$0	$0	$0	#Num!
Sum of Fringe Benefits		*$6,861*	*$25,267*	*$19,626*	*($5,641)*	*-22.33%*
Outsourced & Contractual Services						
5302000 00	Consultants	$2,792	$15,249	$0	($15,249)	-100.00%
5309000 20	Other Contractual Services	$0	$16,960	$0	($16,960)	-100.00%
Sum of Outsourced & Contractual Servi		*$2,792*	*$32,209*	*$0*	*($32,209)*	*-100.00%*
Travel, Meeting, Professional Development, and Recruitment						
5502000 05	In District Travel	$525	$0	$690	$690	#Div/0!
5509000 15	Other Conf & Mtg Exp	$0	$1,635	$0	($1,635)	-100.00%
Sum of Travel, Meeting, Professional D		*$525*	*$1,635*	*$690*	*($945)*	*-57.80%*
Net Total for SBDC Federal 1		*$79,294*	*$130,000*	*$99,602*	*($30,398)*	*-23.38%*
Dept: 06-3020-904075	**Department Name: Redefining HS/College Transiti**					
Outsourced & Contractual Services						
5303000 20	Other Contractural Services	$0	$1,213	$0	($1,213)	-100.00%

Object	Object Name	FY25 YTD	FY25 Budget	FY26 Budget	$ Change	% Change
Sum of Outsourced & Contractual Servi		$0	$1,213	$0	($1,213)	-100.00%
Net Total for Redefining HS/College Tr		$0	$1,213	$0	($1,213)	-100.00%
Dept: 06-3020-904110	**Department Name: Upward Bound Grant**					
Salaries						
5103002 15	PT Stipends Fall Sprg Sum	$0	$0	$0	$0	#Num!
Sum of Salaries		$0	$0	$0	$0	#Num!
Travel, Meeting, Professional Development, and Recruitment						
5501000 05	Meeting Expense In-District	$0	$0	$0	$0	#Num!
5502000 10	Out of District Travel	$0	$0	$0	$0	#Num!
Sum of Travel, Meeting, Professional D		$0	$0	$0	$0	#Num!
Scholarships, Student Activities, and Waivers						
5909000 15	Participation Stipend	$0	$0	$0	$0	#Num!
Sum of Scholarships, Student Activities,		$0	$0	$0	$0	#Num!
Net Total for Upward Bound Grant		$0	$0	$0	$0	#Num!
Dept: 06-3020-904178	**Department Name: Upward Bound Harvard CUSD 50**					
Salaries						
5101001 00	FT Administrative Staff	$71,854	$73,114	$86,994	$13,880	18.98%
5102001 00	FT Prof/Tech Staff	$34,429	$47,987	$56,361	$8,374	17.45%
5103002 15	PT Stipends Fall Sprg Sum	$9,765	$38,114	$39,257	$1,143	3.00%
5106002 00	PT Clerical Staff	$30,063	$21,028	$27,262	$6,234	29.65%
Sum of Salaries		$146,111	$180,243	$209,874	$29,631	16.44%
Fringe Benefits						
5201001 00	Employer GTL Medical Vision	$29,955	$35,746	$34,273	($1,473)	-4.12%
5209000 55	SURS College Insurance ER Cont	$902	$1,454	$1,573	$119	8.18%
5209000 60	Surs Federal Grant Obligation	$15,721	$0	$0	$0	#Num!
Sum of Fringe Benefits		$46,578	$37,200	$35,846	($1,354)	-3.64%
Outsourced & Contractual Services						
5302000 00	Consultants	$5,000	$5,000	$5,000	$0	0.00%
5309000 20	Other Contractual Services	$2,633	$0	$800	$800	#Div/0!
Sum of Outsourced & Contractual Servi		$7,633	$5,000	$5,800	$800	16.00%
Maintenance, Memberships, and Printing & Postage Supplies						
5401001 00	Office Supplies	$694	$1,050	$1,050	$0	0.00%
5401002 00	Instructional Supplies	$2,024	$2,475	$2,475	$0	0.00%
5402000 00	Printing	$0	$466	$200	($266)	-57.08%

Thru: 5/31/2025

Object		Object Name	FY25 YTD	FY25 Budget	FY26 Budget	$ Change	% Change
5404002	00	Computer Software	$5,999	$0	$3,000	$3,000	#Div/0!
5406000	00	Publications & Dues	$0	$119	$119	$0	0.00%
5409000	00	Other Materials & Supplies	$2,452	$1,890	$0	($1,890)	-100.00%
Sum of Maintenance, Memberships, and			*$11,169*	*$6,000*	*$6,844*	*$844*	*14.07%*
Travel, Meeting, Professional Development, and Recruitment							
5501000	05	Meeting Expense In-District	$3,547	$6,000	$6,000	$0	0.00%
5502000	05	In District Travel	$759	$8,785	$8,785	$0	0.00%
5502000	10	Out of District Travel	$14,848	$15,024	$15,024	$0	0.00%
5509000	15	Other Conf & Mtg Exp	$3,292	$4,024	$4,024	$0	0.00%
Sum of Travel, Meeting, Professional D			*$22,446*	*$33,833*	*$33,833*	*$0*	*0.00%*
Utilities							
5705000	00	Telephone	$0	$1,083	$1,083	$0	0.00%
Sum of Utilities			*$0*	*$1,083*	*$1,083*	*$0*	*0.00%*
Scholarships, Student Activities, and Waivers							
5909000	00	Other Expenditures	$3,051	$2,500	$2,500	$0	0.00%
5909000	10	Tuition Refunds	$0	$3,500	$3,500	$0	0.00%
5909000	15	Participation Stipend	$14,467	$18,000	$18,000	$0	0.00%
5909002	00	Indirect Costs Allocation	$0	$21,545	$18,708	($2,837)	-13.17%
Sum of Scholarships, Student Activities,			*$17,518*	*$45,545*	*$42,708*	*($2,837)*	*-6.23%*
Net Total for Upward Bound Harvard			*$251,456*	*$308,904*	*$335,988*	*$27,084*	*8.77%*
Dept: 06-3020-904182		***Department Name: Trades School Grant***					
Scholarships, Student Activities, and Waivers							
5909000	10	Tuition Refunds	($350)	$0	$0	$0	#Num!
5909002	00	Indirect Costs Allocation	$0	$0	$0	$0	#Num!
Sum of Scholarships, Student Activities,			*($350)*	*$0*	*$0*	*$0*	*#Num!*
Net Total for Trades School Grant			*($350)*	*$0*	*$0*	*$0*	*#Num!*
Dept: 06-3020-904195		***Department Name: Taking Back the Trades Round 2***					
Outsourced & Contractual Services							
5309000	20	Other Contractual Services	$0	$163,900	$0	($163,900)	-100.00%
Sum of Outsourced & Contractual Servi			*$0*	*$163,900*	*$0*	*($163,900)*	*-100.00%*
Scholarships, Student Activities, and Waivers							
5902000	50	Participant Costs-Scholarships	$0	$9,000	$0	($9,000)	-100.00%
5909002	00	Indirect Costs Allocation	$0	$150	$0	($150)	-100.00%
Sum of Scholarships, Student Activities,			*$0*	*$9,150*	*$0*	*($9,150)*	*-100.00%*

Object		Object Name	FY25 YTD	FY25 Budget	FY26 Budget	$ Change	% Change
Net Total for Taking Back the Trades			*$0*	*$173,050*	*$0*	*($173,050)*	*-100.00%*
Dept: 06-3030-904181		***Department Name: Mental Health Early Action***					
Salaries							
5101001	00	FT Administrative Staff	$0	$0	$0	$0	#Num!
5102001	00	FT Prof/Tech Staff	$38,459	$38,459	$79,801	$41,342	107.50%
Sum of Salaries			*$38,459*	*$38,459*	*$79,801*	*$41,342*	*107.50%*
Fringe Benefits							
5201001	00	Employer GTL Medical Vision	$8,294	$8,291	$16,433	$8,142	98.20%
5209000	55	SURS College Insurance ER Cont	$327	$327	$599	$272	83.18%
5209000	60	Surs Federal Grant Obligation	$2,923	$2,923	$0	($2,923)	-100.00%
Sum of Fringe Benefits			*$11,543*	*$11,541*	*$17,032*	*$5,491*	*47.58%*
Outsourced & Contractual Services							
5309000	20	Other Contractual Services	$0	$0	$0	$0	#Num!
Sum of Outsourced & Contractual Servi			*$0*	*$0*	*$0*	*$0*	*#Num!*
Maintenance, Memberships, and Printing & Postage Supplies							
5401001	00	Office Supplies	$0	$0	$0	$0	#Num!
5406000	00	Publications & Dues	$0	$0	$0	$0	#Num!
5408000	05	Food Purchases	$0	$0	$0	$0	#Num!
5409000	00	Other Materials & Supplies	$0	$0	$0	$0	#Num!
Sum of Maintenance, Memberships, and			*$0*	*$0*	*$0*	*$0*	*#Num!*
Travel, Meeting, Professional Development, and Recruitment							
5502000	10	Out of District Travel	$0	$0	$0	$0	#Num!
5509000	15	Other Conf & Mtg Exp	$0	$0	$0	$0	#Num!
Sum of Travel, Meeting, Professional D			*$0*	*$0*	*$0*	*$0*	*#Num!*
Net Total for Mental Health Early Acti			*$50,002*	*$50,000*	*$96,833*	*$46,833*	*93.67%*
Dept: 06-3040-302030		***Department Name: Federal Programs***					
Scholarships, Student Activities, and Waivers							
5909000	22	Pell Grant	$5,962,883	$4,400,000	$6,000,000	$1,600,000	36.36%
5909000	28	SEOG	$114,400	$143,854	$136,030	($7,824)	-5.44%
5909000	52	Pell Admin Expense	$7,290	$0	$7,260	$7,260	#Div/0!
5909000	53	Fed Financial Aid Admin Exp	$4,031	$5,000	$8,000	$3,000	60.00%
Sum of Scholarships, Student Activities,			*$6,088,604*	*$4,548,854*	*$6,151,290*	*$1,602,436*	*35.23%*
Net Total for Federal Programs			*$6,088,604*	*$4,548,854*	*$6,151,290*	*$1,602,436*	*35.23%*
Dept: 06-3040-901026		***Department Name: Perkins IV PostSecond Basic***					

Thru: 5/31/2025

Object		Object Name	FY25 YTD	FY25 Budget	FY26 Budget	$ Change	% Change
Salaries							
5102001	00	FT Prof/Tech Staff	$17,412	$23,920	$0	($23,920)	-100.00%
5102002	00	PT Prof/Technical Staff	$207	$0	$0	$0	#Num!
Sum of Salaries			*$17,619*	*$23,920*	*$0*	*($23,920)*	*-100.00%*
Fringe Benefits							
5201001	00	Employer GTL Medical Vision	$25	$9,431	$0	($9,431)	-100.00%
5209000	55	SURS College Insurance ER Cont	$148	$203	$0	($203)	-100.00%
5209000	60	Surs Federal Grant Obligation	$2,043	$2,866	$0	($2,866)	-100.00%
Sum of Fringe Benefits			*$2,217*	*$12,500*	*$0*	*($12,500)*	*-100.00%*
Outsourced & Contractual Services							
5309000	20	Other Contractual Services	$71,047	$90,100	$0	($90,100)	-100.00%
Sum of Outsourced & Contractual Servi			*$71,047*	*$90,100*	*$0*	*($90,100)*	*-100.00%*
Maintenance, Memberships, and Printing & Postage Supplies							
5401001	00	Office Supplies	$965	$0	$0	$0	#Num!
5401002	00	Instructional Supplies	$29,127	$35,472	$0	($35,472)	-100.00%
5401002	35	Supplies - General	$0	$0	$0	$0	#Num!
5401009	00	IT Technology Supplies	$5,437	$0	$0	$0	#Num!
5404002	00	Computer Software	$5,000	$15,000	$0	($15,000)	-100.00%
5407000	00	Advertising	$0	$30,000	$0	($30,000)	-100.00%
Sum of Maintenance, Memberships, and			*$40,529*	*$80,472*	*$0*	*($80,472)*	*-100.00%*
Travel, Meeting, Professional Development, and Recruitment							
5502000	10	Out of District Travel	$414	$11,440	$0	($11,440)	-100.00%
Sum of Travel, Meeting, Professional D			*$414*	*$11,440*	*$0*	*($11,440)*	*-100.00%*
Capital Outlay							
5806000	00	Equipment - Instructional	$18,898	$116,389	$0	($116,389)	-100.00%
Sum of Capital Outlay			*$18,898*	*$116,389*	*$0*	*($116,389)*	*-100.00%*
Net Total for Perkins IV PostSecond B			*$150,723*	*$334,821*	*$0*	*($334,821)*	*-100.00%*
Dept: 06-3040-904199		***Department Name: FAFSA Grant***					
Maintenance, Memberships, and Printing & Postage Supplies							
5408000	05	Food Purchases	$670	$0	$0	$0	#Num!
Sum of Maintenance, Memberships, and			*$670*	*$0*	*$0*	*$0*	*#Num!*
Net Total for FAFSA Grant			*$670*	*$0*	*$0*	*$0*	*#Num!*
Dept: 06-3080-904126		***Department Name: NSF STEM Scholarship Grant***					
Salaries							

Object		Object Name	FY25 YTD	FY25 Budget	FY26 Budget	$ Change	% Change
5103004	20	Non-Instructional Overload	$0	$0	$0	$0	#Num!
Sum of Salaries			*$0*	*$0*	*$0*	*$0*	*#Num!*
Net Total for NSF STEM Scholarship			*$0*	*$0*	*$0*	*$0*	*#Num!*
Dept: 06-3080-904147		***Department Name: Pathways to Persistence & Grad***					
Salaries							
5101001	00	FT Administrative Staff	$0	$86,608	$0	($86,608)	-100.00%
5102002	00	PT Prof/Technical Staff	$43,578	$44,990	$51,825	$6,835	15.19%
5103001	10	FT Stipends Fall Spring Summer	$12,375	$0	$0	$0	#Num!
5103002	15	PT Stipends Fall Sprg Sum	$2,625	$0	$0	$0	#Num!
5103004	20	Non-Instructional Overload	$3,600	$0	$0	$0	#Num!
Sum of Salaries			*$62,178*	*$131,598*	*$51,825*	*($79,773)*	*-60.62%*
Fringe Benefits							
5201001	00	Employer GTL Medical Vision	$2,025	$25,020	$90	($24,930)	-99.64%
5209000	55	SURS College Insurance ER Cont	$506	$1,637	$1,156	($481)	-29.38%
5209000	60	Surs Federal Grant Obligation	$6,214	$0	$0	$0	#Num!
Sum of Fringe Benefits			*$8,746*	*$26,657*	*$1,246*	*($25,411)*	*-95.33%*
Outsourced & Contractual Services							
5309000	20	Other Contractual Services	$121,119	$269,000	$0	($269,000)	-100.00%
Sum of Outsourced & Contractual Servi			*$121,119*	*$269,000*	*$0*	*($269,000)*	*-100.00%*
Maintenance, Memberships, and Printing & Postage Supplies							
5401001	00	Office Supplies	$203	$1,000	$0	($1,000)	-100.00%
5404002	00	Computer Software	$0	$115,000	$0	($115,000)	-100.00%
Sum of Maintenance, Memberships, and			*$203*	*$116,000*	*$0*	*($116,000)*	*-100.00%*
Travel, Meeting, Professional Development, and Recruitment							
5502000	10	Out of District Travel	$0	$3,000	$0	($3,000)	-100.00%
5509000	15	Other Conf & Mtg Exp	$0	$20,000	$0	($20,000)	-100.00%
Sum of Travel, Meeting, Professional D			*$0*	*$23,000*	*$0*	*($23,000)*	*-100.00%*
Fixed Charges, Rental, Property Insurance, and Debt Retirement							
5606002	05	Subscription Retirements	$57,600	$0	$0	$0	#Num!
Sum of Fixed Charges, Rental, Property			*$57,600*	*$0*	*$0*	*$0*	*#Num!*
Net Total for Pathways to Persistence			*$249,845*	*$566,255*	*$53,071*	*($513,184)*	*-90.63%*
Dept: 06-4010-904120		***Department Name: Nuts Bolts Thingamajigs Grant***					
Salaries							
5103001	10	FT Stipends Fall Spring Summer	$0	$2,000	$0	($2,000)	-100.00%

Thru: 5/31/2025

Object	Object Name	FY25 YTD	FY25 Budget	FY26 Budget	$ Change	% Change
5103002	05 PT Instructional Other	$0	$1,600	$0	($1,600)	-100.00%
5103002	15 PT Stipends Fall Sprg Sum	$0	$0	$3,969	$3,969	#Div/0!
Sum of Salaries		*$0*	*$3,600*	*$3,969*	*$369*	*10.25%*
Fringe Benefits						
5201001	00 Employer GTL Medical Vision	$0	$129	$0	($129)	-100.00%
5209000	55 SURS College Insurance ER Cont	$0	$17	$31	$14	82.35%
5209000	60 Surs Federal Grant Obligation	$0	$238	$0	($238)	-100.00%
Sum of Fringe Benefits		*$0*	*$384*	*$31*	*($353)*	*-91.93%*
Outsourced & Contractual Services						
5309000	20 Other Contractual Services	$0	$1,800	$0	($1,800)	-100.00%
Sum of Outsourced & Contractual Servi		*$0*	*$1,800*	*$0*	*($1,800)*	*-100.00%*
Maintenance, Memberships, and Printing & Postage Supplies						
5401002	00 Instructional Supplies	$0	$1,385	$0	($1,385)	-100.00%
Sum of Maintenance, Memberships, and		*$0*	*$1,385*	*$0*	*($1,385)*	*-100.00%*
Net Total for Nuts Bolts Thingamajigs		*$0*	*$7,169*	*$4,000*	*($3,169)*	*-44.20%*
Dept: 06-4010-904185	***Department Name: CAL Director Endowed***					
Salaries						
5101001	00 FT Administrative Staff	$0	$100,000	$100,000	$0	0.00%
Sum of Salaries		*$0*	*$100,000*	*$100,000*	*$0*	*0.00%*
Net Total for CAL Director Endowed		*$0*	*$100,000*	*$100,000*	*$0*	*0.00%*
Dept: 06-4010-904191	***Department Name: Non-credit Workfrc Train Grant***					
Salaries						
5103002	15 PT Stipends Fall Sprg Sum	$3,000	$3,500	$0	($3,500)	-100.00%
Sum of Salaries		*$3,000*	*$3,500*	*$0*	*($3,500)*	*-100.00%*
Outsourced & Contractual Services						
5302000	00 Consultants	$13,013	$16,913	$0	($16,913)	-100.00%
5309000	20 Other Contractual Services	$10,600	$6,800	$0	($6,800)	-100.00%
Sum of Outsourced & Contractual Servi		*$23,613*	*$23,713*	*$0*	*($23,713)*	*-100.00%*
Maintenance, Memberships, and Printing & Postage Supplies						
5401002	35 Supplies - General	$2,966	$0	$0	$0	#Num!
5401009	00 IT Technology Supplies	$6,661	$7,599	$0	($7,599)	-100.00%
Sum of Maintenance, Memberships, and		*$9,627*	*$7,599*	*$0*	*($7,599)*	*-100.00%*
Travel, Meeting, Professional Development, and Recruitment						

Thru: 5/31/2025

Object	Object Name	FY25 YTD	FY25 Budget	FY26 Budget	$ Change	% Change
5502000	10 Out of District Travel	$832	$891	$0	($891)	-100.00%
Sum of Travel, Meeting, Professional D		*$832*	*$891*	*$0*	*($891)*	*-100.00%*
Scholarships, Student Activities, and Waivers						
5909000	15 Participation Stipend	$59,022	$59,310	$0	($59,310)	-100.00%
Sum of Scholarships, Student Activities,		*$59,022*	*$59,310*	*$0*	*($59,310)*	*-100.00%*
Net Total for Non-credit Workfrc Train		*$96,094*	*$95,013*	*$0*	*($95,013)*	*-100.00%*
Dept: 06-4020-902010	***Department Name: IL CoopWork Study***					
Outsourced & Contractual Services						
5309000	20 Other Contractual Services	$0	$0	$44,500	$44,500	#Div/0!
Sum of Outsourced & Contractual Servi		*$0*	*$0*	*$44,500*	*$44,500*	*#Div/0!*
Net Total for IL CoopWork Study		*$0*	*$0*	*$44,500*	*$44,500*	*#Div/0!*
Dept: 06-4020-902011	***Department Name: IL Coop Work Study***					
Outsourced & Contractual Services						
5309000	20 Other Contractual Services	$30,691	$44,500	$0	($44,500)	-100.00%
Sum of Outsourced & Contractual Servi		*$30,691*	*$44,500*	*$0*	*($44,500)*	*-100.00%*
Net Total for IL Coop Work Study		*$30,691*	*$44,500*	*$0*	*($44,500)*	*-100.00%*
Dept: 06-4020-902030	***Department Name: ISBDC Program Revenue***					
Outsourced & Contractual Services						
5302000	00 Consultants	$4,193	$3,000	$3,000	$0	0.00%
5309000	20 Other Contractual Services	$0	$3,000	$3,000	$0	0.00%
Sum of Outsourced & Contractual Servi		*$4,193*	*$6,000*	*$6,000*	*$0*	*0.00%*
Net Total for ISBDC Program Revenue		*$4,193*	*$6,000*	*$6,000*	*$0*	*0.00%*
Dept: 06-4020-904130	***Department Name: Sage Legacy Grant***					
Outsourced & Contractual Services						
5309000	20 Other Contractual Services	$1,811	$0	$1,361	$1,361	#Div/0!
Sum of Outsourced & Contractual Servi		*$1,811*	*$0*	*$1,361*	*$1,361*	*#Div/0!*
Net Total for Sage Legacy Grant		*$1,811*	*$0*	*$1,361*	*$1,361*	*#Div/0!*
Dept: 06-4020-904136	***Department Name: IMA Education Foundation Grant***					
Outsourced & Contractual Services						
5309000	20 Other Contractual Services			$31,500		

Object	Object Name	FY25 YTD	FY25 Budget	FY26 Budget	$ Change	% Change
Sum of Outsourced & Contractual Servi				$31,500		
Net Total for IMA Education Foundati				$31,500		
Dept: 06-4020-904171	**Department Name: AdvanceMcHenryCty-Man Pathways**					
Outsourced & Contractual Services						
5309000 20	Other Contractual Services	$93,740	$100,000	$100,000	$0	0.00%
Sum of Outsourced & Contractual Servi		$93,740	$100,000	$100,000	$0	0.00%
Net Total for AdvanceMcHenryCty-Ma		$93,740	$100,000	$100,000	$0	0.00%
Dept: 06-4020-904175	**Department Name: IMEC/AdvMcHCty/Workplace Skill**					
Scholarships, Student Activities, and Waivers						
5909000 10	Tuition Refunds	$65,875	$0	$0	$0	#Num!
Sum of Scholarships, Student Activities,		$65,875	$0	$0	$0	#Num!
Net Total for IMEC/AdvMcHCty/Work		$65,875	$0	$0	$0	#Num!
Dept: 06-4020-904186	**Department Name: Midwest Schools**					
Outsourced & Contractual Services						
5302000 00	Consultants	$10,000	$8,000	$0	($8,000)	-100.00%
5309000 20	Other Contractual Services	$13,794	$14,100	$14,600	$500	3.55%
Sum of Outsourced & Contractual Servi		$23,794	$22,100	$14,600	($7,500)	-33.94%
Maintenance, Memberships, and Printing & Postage Supplies						
5401002 00	Instructional Supplies	$883	$550	$550	$0	0.00%
5407000 00	Advertising	$2,541	$1,100	$1,750	$650	59.09%
5409000 00	Other Materials & Supplies	$129	$0	$0	$0	#Num!
Sum of Maintenance, Memberships, and		$3,553	$1,650	$2,300	$650	39.39%
Travel, Meeting, Professional Development, and Recruitment						
5502000 05	In District Travel	$0	$500	$500	$0	0.00%
5502000 10	Out of District Travel	$1,174	$0	$0	$0	#Num!
5509000 15	Other Conf & Mtg Exp	$2,475	$1,650	$500	($1,150)	-69.70%
Sum of Travel, Meeting, Professional D		$3,649	$2,150	$1,000	($1,150)	-53.49%
Scholarships, Student Activities, and Waivers						
5902000 10	Scholarships	$0	$3,400	$3,400	$0	0.00%
Sum of Scholarships, Student Activities,		$0	$3,400	$3,400	$0	0.00%
Net Total for Midwest Schools		$30,996	$29,300	$21,300	($8,000)	-27.30%
Dept: 06-4030-902033	**Department Name: IGEN - Renewable Energy**					

Thru: 5/31/2025

Object		Object Name	FY25 YTD	FY25 Budget	FY26 Budget	$ Change	% Change
Salaries							
5101001	00	FT Administrative Staff	$7,131	$10,000	$10,000	$0	0.00%
Sum of Salaries			*$7,131*	*$10,000*	*$10,000*	*$0*	*0.00%*
Fringe Benefits							
5201001	00	Employer GTL Medical Vision	$1,954	$0	$0	$0	#Num!
5209000	55	SURS College Insurance ER Cont	$61	$0	$0	$0	#Num!
5209000	60	Surs Federal Grant Obligation	$854	$0	$0	$0	#Num!
Sum of Fringe Benefits			*$2,869*	*$0*	*$0*	*$0*	*#Num!*
Outsourced & Contractual Services							
5309000	20	Other Contractual Services	$1,690	$0	$0	$0	#Num!
Sum of Outsourced & Contractual Servi			*$1,690*	*$0*	*$0*	*$0*	*#Num!*
Maintenance, Memberships, and Printing & Postage Supplies							
5401002	35	Supplies - General	$620	$673	$673	$0	0.00%
5402000	00	Printing	$0	$500	$500	$0	0.00%
5407000	00	Advertising	$0	$500	$500	$0	0.00%
Sum of Maintenance, Memberships, and			*$620*	*$1,673*	*$1,673*	*$0*	*0.00%*
Travel, Meeting, Professional Development, and Recruitment							
5502000	05	In District Travel	$0	$754	$754	$0	0.00%
5502000	10	Out of District Travel	$2,330	$1,873	$1,873	$0	0.00%
5509000	15	Other Conf & Mtg Exp	$981	$700	$700	$0	0.00%
Sum of Travel, Meeting, Professional D			*$3,310*	*$3,327*	*$3,327*	*$0*	*0.00%*
Net Total for IGEN - Renewable Energ			*$15,620*	*$15,000*	*$15,000*	*$0*	*0.00%*
Dept: 06-4040-904060		***Department Name: IRS Vol Income Tax Asst Grant***					
Salaries							
5101001	00	FT Administrative Staff	$1,987	$0	$0	$0	#Num!
5102001	00	FT Prof/Tech Staff	$0	$0	$0	$0	#Num!
Sum of Salaries			*$1,987*	*$0*	*$0*	*$0*	*#Num!*
Fringe Benefits							
5201001	00	Employer GTL Medical Vision	$326	$0	$0	$0	#Num!
5209000	55	SURS College Insurance ER Cont	$17	$0	$0	$0	#Num!
5209000	60	Surs Federal Grant Obligation	$238	$0	$0	$0	#Num!
Sum of Fringe Benefits			*$581*	*$0*	*$0*	*$0*	*#Num!*
Outsourced & Contractual Services							
5309000	20	Other Contractual Services	$37,930	$42,956	$0	($42,956)	-100.00%

Thru: 5/31/2025

Object		Object Name	FY25 YTD	FY25 Budget	FY26 Budget	$ Change	% Change
Sum of Outsourced & Contractual Servi			*$37,930*	*$42,956*	*$0*	*($42,956)*	*-100.00%*
Maintenance, Memberships, and Printing & Postage Supplies							
5401001	00	Office Supplies	$67	$0	$0	$0	#Num!
5401002	35	Supplies - General	$5,507	$1,331	$0	($1,331)	-100.00%
5407000	00	Advertising	$0	$500	$0	($500)	-100.00%
Sum of Maintenance, Memberships, and			*$5,575*	*$1,831*	*$0*	*($1,831)*	*-100.00%*
Travel, Meeting, Professional Development, and Recruitment							
5502000	05	In District Travel	$959	$878	$0	($878)	-100.00%
Sum of Travel, Meeting, Professional D			*$959*	*$878*	*$0*	*($878)*	*-100.00%*
Scholarships, Student Activities, and Waivers							
5909002	00	Indirect Costs Allocation	$4,095	$4,566	$0	($4,566)	-100.00%
Sum of Scholarships, Student Activities,			*$4,095*	*$4,566*	*$0*	*($4,566)*	*-100.00%*
Net Total for IRS Vol Income Tax Asst			*$51,126*	*$50,231*	*$0*	*($50,231)*	*-100.00%*
Dept: 06-7090-902034		***Department Name: Illinois Green Economy***					
Outsourced & Contractual Services							
5304000	05	Contractual Services	$0	$0	$0	$0	#Num!
Sum of Outsourced & Contractual Servi			*$0*	*$0*	*$0*	*$0*	*#Num!*
Maintenance, Memberships, and Printing & Postage Supplies							
5401002	35	Supplies - General	$24,000	$24,000	$24,000	$0	0.00%
Sum of Maintenance, Memberships, and			*$24,000*	*$24,000*	*$24,000*	*$0*	*0.00%*
Net Total for Illinois Green Economy			*$24,000*	*$24,000*	*$24,000*	*$0*	*0.00%*
Dept: 06-9010-902024		***Department Name: MAP Grant Award***					
Scholarships, Student Activities, and Waivers							
5909000	35	Illinois Map Grant Award	$677,616	$125,000	$600,000	$475,000	380.00%
Sum of Scholarships, Student Activities,			*$677,616*	*$125,000*	*$600,000*	*$475,000*	*380.00%*
Net Total for MAP Grant Award			*$677,616*	*$125,000*	*$600,000*	*$475,000*	*380.00%*
Dept: 06-9010-902027		***Department Name: ECACE-Early Childhood Access***					
Scholarships, Student Activities, and Waivers							
5902000	10	Scholarships	$215,159	$0	$0	$0	#Num!
Sum of Scholarships, Student Activities,			*$215,159*	*$0*	*$0*	*$0*	*#Num!*
Net Total for ECACE-Early Childhood			*$215,159*	*$0*	*$0*	*$0*	*#Num!*

Thru: 5/31/2025

Object	Object Name	FY25 YTD	FY25 Budget	FY26 Budget	$ Change	% Change
Dept: 06-9010-902060	**Department Name: Dpnds Police Fire Corr Off Grt**					
Scholarships, Student Activities, and Waivers						
5909000 37	Dpnds Police Fire Corr Off Grt	$1,864	$0	$0	$0	#Num!
Sum of Scholarships, Student Activities,		*$1,864*	*$0*	*$0*	*$0*	*#Num!*
Net Total for Dpnds Police Fire Corr O		*$1,864*	*$0*	*$0*	*$0*	*#Num!*
Dept: 06-9010-904134	**Department Name: Childcare Access-CCAMPIS Grant**					
Salaries						
5103001 00	FT Teaching Faculty	$0	$0	$0	$0	#Num!
5103004 20	Non-Instructional Overload	$3,525	$0	$0	$0	#Num!
Sum of Salaries		*$3,525*	*$0*	*$0*	*$0*	*#Num!*
Fringe Benefits						
5201001 00	Employer GTL Medical Vision	$24	$0	$0	$0	#Num!
5209000 55	SURS College Insurance ER Cont	$30	$0	$0	$0	#Num!
5209000 60	Surs Federal Grant Obligation	$422	$0	$0	$0	#Num!
Sum of Fringe Benefits		*$476*	*$0*	*$0*	*$0*	*#Num!*
Scholarships, Student Activities, and Waivers						
5902000 60	Childcare Fee Subsidy	$2,720	$0	$0	$0	#Num!
5909002 00	Indirect Costs Allocation	$320	$0	$0	$0	#Num!
Sum of Scholarships, Student Activities,		*$3,040*	*$0*	*$0*	*$0*	*#Num!*
Net Total for Childcare Access-CCAM		*$7,042*	*$0*	*$0*	*$0*	*#Num!*
Dept: 06-9030-302032	**Department Name: Federal-Student Workers**					
Salaries						
5108000 05	Federal Student Employee	$149,819	$124,623	$103,610	($21,013)	-16.86%
Sum of Salaries		*$149,819*	*$124,623*	*$103,610*	*($21,013)*	*-16.86%*
Net Total for Federal-Student Workers		*$149,819*	*$124,623*	*$103,610*	*($21,013)*	*-16.86%*
Net Surplus/(Deficit) of Restricted Purpos		$551,974	$90,000	$0	($90,000)	N/A

Thru: 5/31/2025

Object	Object Name	FY25 YTD	FY25 Budget	FY26 Budget	$ Change	% Change
Fund 07	**Working Cash**					
Dept: 07-0000-000000	***Department Name: General***					
Investment Revenue						
4709000 06	Change in Fair Value of Invest	$196,535	$54,370	$124,979	$70,609	129.87%
4709000 07	Investment Transaction Fees	($2,513)	($2,732)	($3,026)	($294)	10.76%
Sum of Investment Revenue		*$194,022*	*$51,638*	*$121,953*	*$70,315*	*136.17%*
Interfund Transfer Out						
7102001 00	Transfer-out	$0	$0	$0	$0	#Num!
Sum of Interfund Transfer Out		*$0*	*$0*	*$0*	*$0*	*#Num!*
Net Total for General		*$194,022*	*$51,638*	*$121,953*	*$70,315*	*136.17%*
Net Surplus/(Deficit) of Working Cash		$194,022	$51,638	$121,953	$70,315	136.17%

Object	Object Name	FY25 YTD	FY25 Budget	FY26 Budget	$ Change	% Change
Fund 08	**General Fixed Asset**					
Dept: 08-1010-501016	***Department Name: General Institutional Exp***					
Capital Outlay						
5805000	01 Asset addition contra account	($782,943)	$0	$0	$0	#Num!
Sum of Capital Outlay		*($782,943)*	*$0*	*$0*	*$0*	*#Num!*
Net Total for General Institutional Exp		*($782,943)*	*$0*	*$0*	*$0*	*#Num!*
Dept: 08-2010-501016	***Department Name: General Institutional Exp***					
Capital Outlay						
5805000	01 Asset addition contra account	($24,542)	$0	$0	$0	#Num!
Sum of Capital Outlay		*($24,542)*	*$0*	*$0*	*$0*	*#Num!*
Net Total for General Institutional Exp		*($24,542)*	*$0*	*$0*	*$0*	*#Num!*
Dept: 08-6010-501016	***Department Name: General Institutional Exp***					
Capital Outlay						
5805000	01 Asset addition contra account	($618,341)	$0	$0	$0	#Num!
Sum of Capital Outlay		*($618,341)*	*$0*	*$0*	*$0*	*#Num!*
Net Total for General Institutional Exp		*($618,341)*	*$0*	*$0*	*$0*	*#Num!*
Dept: 08-7010-501016	***Department Name: General Institutional Exp***					
Capital Outlay						
5805000	01 Asset addition contra account	($56,469)	$0	$0	$0	#Num!
Sum of Capital Outlay		*($56,469)*	*$0*	*$0*	*$0*	*#Num!*
Net Total for General Institutional Exp		*($56,469)*	*$0*	*$0*	*$0*	*#Num!*
Dept: 08-8010-501016	***Department Name: General Institutional Exp***					
Capital Outlay						
5805000	01 Asset addition contra account	($7,651,959)	$0	$0	$0	#Num!
Sum of Capital Outlay		*($7,651,959)*	*$0*	*$0*	*$0*	*#Num!*
Net Total for General Institutional Exp		*($7,651,959)*	*$0*	*$0*	*$0*	*#Num!*
Dept: 08-8060-501016	***Department Name: General Institutional Exp***					
Capital Outlay						
5809000	61 Asset Disposal gain/ loss	$1,398,684	$0	$0	$0	#Num!

Thru: 5/31/2025

Object	Object Name	FY25 YTD	FY25 Budget	FY26 Budget	$ Change	% Change
Sum of Capital Outlay		*$1,398,684*	*$0*	*$0*	*$0*	*#Num!*
Net Total for General Institutional Exp		*$1,398,684*	*$0*	*$0*	*$0*	*#Num!*
Dept: 08-8090-000000	***Department Name: General***					
Capital Outlay						
5808000 05	Depreciation Building	$2,091,126	$0	$0	$0	#Num!
5808000 10	Depreciation Equipment	$842,993	$0	$0	$0	#Num!
5808009 00	Amortization Expense	$902,789	$0	$0	$0	#Num!
Sum of Capital Outlay		*$3,836,907*	*$0*	*$0*	*$0*	*#Num!*
Net Total for General		*$3,836,907*	*$0*	*$0*	*$0*	*#Num!*
Net Surplus/(Deficit) of General Fixed Ass		$3,898,663	$0	$0	$0	N/A

Thru: 5/31/2025

Object	Object Name	FY25 YTD	FY25 Budget	FY26 Budget	$ Change	% Change
Fund 09	**General Long-Term Debt**					
Dept: 09-0000-000000	***Department Name: General***					
Fixed Charges, Rental, Property Insurance, and Debt Retirement						
5606002 00	Lease Retirements	($713,504)	$0	$0	$0	#Num!
5609000 50	Bond Principal	($620,000)	$0	$0	$0	#Num!
5609000 55	Interest Expense	($110,852)	$0	$0	$0	#Num!
Sum of Fixed Charges, Rental, Property		*($1,444,356)*	*$0*	*$0*	*$0*	*#Num!*
Net Total for General		*($1,444,356)*	*$0*	*$0*	*$0*	*#Num!*
Net Surplus/(Deficit) of General Long-Ter		$1,444,356	$0	$0	$0	N/A

Object	Object Name	FY25 YTD	FY25 Budget	FY26 Budget	$ Change	% Change
Fund 10	**Trust & Agency**					
Dept: 10-0000-900024	***Department Name: Skyway Co-Cirricular Account***					
Other Revenue						
4909000 50	Other Misc Income	$3,450	$0	$0	$0	#Num!
Sum of Other Revenue		*$3,450*	*$0*	*$0*	*$0*	*#Num!*
Net Total for Skyway Co-Cirricular Ac		*$3,450*	*$0*	*$0*	*$0*	*#Num!*
Dept: 10-0000-900032	***Department Name: Campus Christian Fellowship***					
Other Revenue						
4909000 50	Other Misc Income	$292	$0	$0	$0	#Num!
Sum of Other Revenue		*$292*	*$0*	*$0*	*$0*	*#Num!*
Net Total for Campus Christian Fellow		*$292*	*$0*	*$0*	*$0*	*#Num!*
Dept: 10-0000-900048	***Department Name: Student Nursing Organization***					
Other Revenue						
4909000 50	Other Misc Income	$893	$0	$0	$0	#Num!
Sum of Other Revenue		*$893*	*$0*	*$0*	*$0*	*#Num!*
Net Total for Student Nursing Organiz		*$893*	*$0*	*$0*	*$0*	*#Num!*
Dept: 10-0000-900049	***Department Name: Student Veteran Club***					
Other Revenue						
4909000 50	Other Misc Income	$1,240	$0	$0	$0	#Num!
Sum of Other Revenue		*$1,240*	*$0*	*$0*	*$0*	*#Num!*
Net Total for Student Veteran Club		*$1,240*	*$0*	*$0*	*$0*	*#Num!*
Dept: 10-0000-900054	***Department Name: Rotaract Service Club***					
Other Revenue						
4909000 50	Other Misc Income	$270	$0	$0	$0	#Num!
Sum of Other Revenue		*$270*	*$0*	*$0*	*$0*	*#Num!*
Net Total for Rotaract Service Club		*$270*	*$0*	*$0*	*$0*	*#Num!*
Dept: 10-0000-900069	***Department Name: D155 CL Central HS Assoc Schp***					
Nongovernmental Gifts						
4809000 00	Non Governmental Gift Other	$700	$0	$0	$0	#Num!

Object	Object Name	FY25 YTD	FY25 Budget	FY26 Budget	$ Change	% Change
Sum of Nongovernmental Gifts		$700	$0	$0	$0	#Num!
Net Total for D155 CL Central HS Ass		$700	$0	$0	$0	#Num!
Dept: 10-0000-900075	**Department Name: United St Bowling Congress**					
Nongovernmental Gifts						
4809000	00 Non Governmental Gift Other	$1,520	$0	$0	$0	#Num!
Sum of Nongovernmental Gifts		$1,520	$0	$0	$0	#Num!
Net Total for United St Bowling Congr		$1,520	$0	$0	$0	#Num!
Dept: 10-0000-900083	**Department Name: Rotary District #6440 Voc Sch**					
Nongovernmental Gifts						
4809000	00 Non Governmental Gift Other	$2,793	$0	$0	$0	#Num!
Sum of Nongovernmental Gifts		$2,793	$0	$0	$0	#Num!
Net Total for Rotary District #6440 Voc		$2,793	$0	$0	$0	#Num!
Dept: 10-0000-900137	**Department Name: Scholarship America**					
Nongovernmental Gifts						
4809000	00 Non Governmental Gift Other	$27,700	$0	$0	$0	#Num!
Sum of Nongovernmental Gifts		$27,700	$0	$0	$0	#Num!
Net Total for Scholarship America		$27,700	$0	$0	$0	#Num!
Dept: 10-0000-900150	**Department Name: Americorp/Natl Service Award**					
Nongovernmental Gifts						
4809000	00 Non Governmental Gift Other	$5,231	$0	$0	$0	#Num!
Sum of Nongovernmental Gifts		$5,231	$0	$0	$0	#Num!
Net Total for Americorp/Natl Service A		$5,231	$0	$0	$0	#Num!
Dept: 10-0000-900152	**Department Name: Crystal Lk Service League Scho**					
Nongovernmental Gifts						
4809000	00 Non Governmental Gift Other	$8,000	$0	$0	$0	#Num!
Sum of Nongovernmental Gifts		$8,000	$0	$0	$0	#Num!
Net Total for Crystal Lk Service Leagu		$8,000	$0	$0	$0	#Num!
Dept: 10-0000-900164	**Department Name: Union Lion Club Scholarship**					
Nongovernmental Gifts						
4809000	00 Non Governmental Gift Other	$2,250	$0	$0	$0	#Num!

Object	Object Name	FY25 YTD	FY25 Budget	FY26 Budget	$ Change	% Change
Sum of Nongovernmental Gifts		$2,250	$0	$0	$0	#Num!
Net Total for Union Lion Club Scholar		$2,250	$0	$0	$0	#Num!
Dept: 10-0000-900181	**Department Name: Marengo Womens Club**					
Nongovernmental Gifts						
4809000	00 Non Governmental Gift Other	$1,000	$0	$0	$0	#Num!
Sum of Nongovernmental Gifts		$1,000	$0	$0	$0	#Num!
Net Total for Marengo Womens Club		$1,000	$0	$0	$0	#Num!
Dept: 10-0000-900189	**Department Name: Womens Softball Fund**					
Other Revenue						
4909000	50 Other Misc Income	$4,078	$0	$0	$0	#Num!
Sum of Other Revenue		$4,078	$0	$0	$0	#Num!
Net Total for Womens Softball Fund		$4,078	$0	$0	$0	#Num!
Dept: 10-0000-900190	**Department Name: Womens Baskeball Fund**					
Other Revenue						
4909000	50 Other Misc Income	$700	$0	$0	$0	#Num!
Sum of Other Revenue		$700	$0	$0	$0	#Num!
Net Total for Womens Baskeball Fund		$700	$0	$0	$0	#Num!
Dept: 10-0000-900191	**Department Name: Womens Volleyball Fund**					
Other Revenue						
4909000	50 Other Misc Income	$5,611	$0	$0	$0	#Num!
Sum of Other Revenue		$5,611	$0	$0	$0	#Num!
Net Total for Womens Volleyball Fund		$5,611	$0	$0	$0	#Num!
Dept: 10-0000-900193	**Department Name: Mens Basketball Fund**					
Other Revenue						
4909000	50 Other Misc Income	$0	$0	$0	$0	#Num!
Sum of Other Revenue		$0	$0	$0	$0	#Num!
Net Total for Mens Basketball Fund		$0	$0	$0	$0	#Num!
Dept: 10-0000-900194	**Department Name: Mens Baseball Fund**					
Other Revenue						
4909000	50 Other Misc Income	$22,409	$0	$0	$0	#Num!

Object	Object Name	FY25 YTD	FY25 Budget	FY26 Budget	$ Change	% Change
Sum of Other Revenue		$22,409	$0	$0	$0	#Num!
Net Total for Mens Baseball Fund		$22,409	$0	$0	$0	#Num!
Dept: 10-0000-900198	**Department Name: Womens Tennis Fundraiser**					
Other Revenue						
4909000	50 Other Misc Income	$0	$0	$0	$0	#Num!
Sum of Other Revenue		$0	$0	$0	$0	#Num!
Net Total for Womens Tennis Fundrais		$0	$0	$0	$0	#Num!
Dept: 10-0000-900199	**Department Name: Clay Club**					
Other Revenue						
4909000	50 Other Misc Income	$6,601	$0	$0	$0	#Num!
Sum of Other Revenue		$6,601	$0	$0	$0	#Num!
Net Total for Clay Club		$6,601	$0	$0	$0	#Num!
Dept: 10-0000-900204	**Department Name: MCC Mens Tennis**					
Other Revenue						
4909000	50 Other Misc Income	$122	$0	$0	$0	#Num!
Sum of Other Revenue		$122	$0	$0	$0	#Num!
Net Total for MCC Mens Tennis		$122	$0	$0	$0	#Num!
Dept: 10-0000-900210	**Department Name: Auto Lab Parts**					
Other Revenue						
4909000	50 Other Misc Income	$3,806	$0	$0	$0	#Num!
Sum of Other Revenue		$3,806	$0	$0	$0	#Num!
Net Total for Auto Lab Parts		$3,806	$0	$0	$0	#Num!
Dept: 10-0000-900217	**Department Name: Phi Theta Kappa-Dues**					
Other Revenue						
4909000	50 Other Misc Income	$2,480	$0	$0	$0	#Num!
Sum of Other Revenue		$2,480	$0	$0	$0	#Num!
Net Total for Phi Theta Kappa-Dues		$2,480	$0	$0	$0	#Num!
Dept: 10-0000-900229	**Department Name: MCC Music Club**					
Other Revenue						
4909000	50 Other Misc Income	$3,500	$0	$0	$0	#Num!

Object	Object Name	FY25 YTD	FY25 Budget	FY26 Budget	$ Change	% Change
Sum of Other Revenue		$3,500	$0	$0	$0	#Num!
Net Total for MCC Music Club		$3,500	$0	$0	$0	#Num!
Dept: 10-0000-900239	**Department Name: P.T.K. Chi Upsilon**					
Other Revenue						
4909000	50 Other Misc Income	$120	$0	$0	$0	#Num!
Sum of Other Revenue		$120	$0	$0	$0	#Num!
Net Total for P.T.K. Chi Upsilon		$120	$0	$0	$0	#Num!
Dept: 10-0000-900243	**Department Name: Theatre Productions**					
Other Revenue						
4909000	50 Other Misc Income	$17,489	$0	$0	$0	#Num!
Sum of Other Revenue		$17,489	$0	$0	$0	#Num!
Net Total for Theatre Productions		$17,489	$0	$0	$0	#Num!
Dept: 10-0000-900299	**Department Name: Protective Life Foundation**					
Nongovernmental Gifts						
4809000	00 Non Governmental Gift Other	$1,000	$0	$0	$0	#Num!
Sum of Nongovernmental Gifts		$1,000	$0	$0	$0	#Num!
Net Total for Protective Life Foundatio		$1,000	$0	$0	$0	#Num!
Dept: 10-0000-900345	**Department Name: McHenry Cty Community Found**					
Nongovernmental Gifts						
4809000	00 Non Governmental Gift Other	$7,500	$0	$0	$0	#Num!
Sum of Nongovernmental Gifts		$7,500	$0	$0	$0	#Num!
Net Total for McHenry Cty Community		$7,500	$0	$0	$0	#Num!
Dept: 10-0000-900348	**Department Name: Albertsons**					
Nongovernmental Gifts						
4809000	00 Non Governmental Gift Other	$1,000	$0	$0	$0	#Num!
Sum of Nongovernmental Gifts		$1,000	$0	$0	$0	#Num!
Net Total for Albertsons		$1,000	$0	$0	$0	#Num!
Dept: 10-0000-900372	**Department Name: Crystal Lake Strikers Drumline**					
Nongovernmental Gifts						
4809000	00 Non Governmental Gift Other	$1,500	$0	$0	$0	#Num!

Object	Object Name	FY25 YTD	FY25 Budget	FY26 Budget	$ Change	% Change
Sum of Nongovernmental Gifts		$1,500	$0	$0	$0	#Num!
Net Total for Crystal Lake Strikers Dru		$1,500	$0	$0	$0	#Num!
Dept: 10-0000-900390	**Department Name: Crystal Lake Chamber Commerce**					
Nongovernmental Gifts						
4809000 00	Non Governmental Gift Other	$1,000	$0	$0	$0	#Num!
Sum of Nongovernmental Gifts		$1,000	$0	$0	$0	#Num!
Net Total for Crystal Lake Chamber Co		$1,000	$0	$0	$0	#Num!
Dept: 10-0000-900401	**Department Name: Student Physical Therapy Club**					
Other Revenue						
4909000 50	Other Misc Income	$425	$0	$0	$0	#Num!
Sum of Other Revenue		$425	$0	$0	$0	#Num!
Net Total for Student Physical Therapy		$425	$0	$0	$0	#Num!
Dept: 10-0000-900500	**Department Name: Scholarship Round-Up Program**					
Nongovernmental Gifts						
4809000 00	Non Governmental Gift Other	$143	$0	$0	$0	#Num!
Sum of Nongovernmental Gifts		$143	$0	$0	$0	#Num!
Net Total for Scholarship Round-Up Pr		$143	$0	$0	$0	#Num!
Dept: 10-0000-900502	**Department Name: Local 150 Operating Engineers**					
Nongovernmental Gifts						
4809000 00	Non Governmental Gift Other	$2,750	$0	$0	$0	#Num!
Sum of Nongovernmental Gifts		$2,750	$0	$0	$0	#Num!
Net Total for Local 150 Operating Engi		$2,750	$0	$0	$0	#Num!
Dept: 10-0000-900526	**Department Name: Skjold Lodge Sons of Norway**					
Nongovernmental Gifts						
4809000 00	Non Governmental Gift Other	$1,000	$0	$0	$0	#Num!
Sum of Nongovernmental Gifts		$1,000	$0	$0	$0	#Num!
Net Total for Skjold Lodge Sons of Nor		$1,000	$0	$0	$0	#Num!
Dept: 10-0000-900535	**Department Name: Woodstock CUSD #200**					
Nongovernmental Gifts						
4809000 00	Non Governmental Gift Other	$5,000	$0	$0	$0	#Num!

Object	Object Name	FY25 YTD	FY25 Budget	FY26 Budget	$ Change	% Change
Sum of Nongovernmental Gifts		$5,000	$0	$0	$0	#Num!
Net Total for Woodstock CUSD #200		$5,000	$0	$0	$0	#Num!
Dept: 10-0000-900584	**Department Name: Folds of Honor**					
Nongovernmental Gifts						
4809000	00 Non Governmental Gift Other	$500	$0	$0	$0	#Num!
Sum of Nongovernmental Gifts		$500	$0	$0	$0	#Num!
Net Total for Folds of Honor		$500	$0	$0	$0	#Num!
Dept: 10-0000-900587	**Department Name: Comm HS Dist 155 CL**					
Nongovernmental Gifts						
4809000	00 Non Governmental Gift Other	$1,500	$0	$0	$0	#Num!
Sum of Nongovernmental Gifts		$1,500	$0	$0	$0	#Num!
Net Total for Comm HS Dist 155 CL		$1,500	$0	$0	$0	#Num!
Dept: 10-0000-900609	**Department Name: CommunityFnd Fox Valley Region**					
Nongovernmental Gifts						
4809000	00 Non Governmental Gift Other	$1,000	$0	$0	$0	#Num!
Sum of Nongovernmental Gifts		$1,000	$0	$0	$0	#Num!
Net Total for CommunityFnd Fox Vall		$1,000	$0	$0	$0	#Num!
Dept: 10-0000-900610	**Department Name: McHenryCommunity HS Activities**					
Nongovernmental Gifts						
4809000	00 Non Governmental Gift Other	$5,000	$0	$0	$0	#Num!
Sum of Nongovernmental Gifts		$5,000	$0	$0	$0	#Num!
Net Total for McHenryCommunity HS		$5,000	$0	$0	$0	#Num!
Dept: 10-0000-900618	**Department Name: Grand Lodge of IL AF&AM**					
Nongovernmental Gifts						
4809000	00 Non Governmental Gift Other	$1,000	$0	$0	$0	#Num!
Sum of Nongovernmental Gifts		$1,000	$0	$0	$0	#Num!
Net Total for Grand Lodge of IL AF&		$1,000	$0	$0	$0	#Num!
Dept: 10-0000-900622	**Department Name: Millard Family Scholarship**					
Nongovernmental Gifts						
4809000	00 Non Governmental Gift Other	$500	$0	$0	$0	#Num!

Object	Object Name	FY25 YTD	FY25 Budget	FY26 Budget	$ Change	% Change
Sum of Nongovernmental Gifts		$500	$0	$0	$0	#Num!
Net Total for Millard Family Scholarsh		$500	$0	$0	$0	#Num!
Dept: 10-0000-900630	**Department Name: Marengo-Union Chamber of Comm**					
Nongovernmental Gifts						
4809000	00 Non Governmental Gift Other	$3,000	$0	$0	$0	#Num!
Sum of Nongovernmental Gifts		$3,000	$0	$0	$0	#Num!
Net Total for Marengo-Union Chambe		$3,000	$0	$0	$0	#Num!
Dept: 10-0000-900631	**Department Name: Illinois Sheriffs' Association**					
Nongovernmental Gifts						
4809000	00 Non Governmental Gift Other	$250	$0	$0	$0	#Num!
Sum of Nongovernmental Gifts		$250	$0	$0	$0	#Num!
Net Total for Illinois Sheriffs' Associati		$250	$0	$0	$0	#Num!
Dept: 10-0000-900633	**Department Name: Rust-Oleum**					
Nongovernmental Gifts						
4809000	00 Non Governmental Gift Other	$5,000	$0	$0	$0	#Num!
Sum of Nongovernmental Gifts		$5,000	$0	$0	$0	#Num!
Net Total for Rust-Oleum		$5,000	$0	$0	$0	#Num!
Dept: 10-0000-900701	**Department Name: Student Occ Therapy Asst Club**					
Other Revenue						
4909000	50 Other Misc Income	$582	$0	$0	$0	#Num!
Sum of Other Revenue		$582	$0	$0	$0	#Num!
Net Total for Student Occ Therapy Asst		$582	$0	$0	$0	#Num!
Dept: 10-0000-900702	**Department Name: Paranormal Theories Club**					
Other Revenue						
4909000	50 Other Misc Income	$60	$0	$0	$0	#Num!
Sum of Other Revenue		$60	$0	$0	$0	#Num!
Net Total for Paranormal Theories Clu		$60	$0	$0	$0	#Num!
Dept: 10-0000-900705	**Department Name: Young Democratic Socialists Am**					
Other Revenue						
4909000	50 Other Misc Income	$18	$0	$0	$0	#Num!

Object	Object Name	FY25 YTD	FY25 Budget	FY26 Budget	$ Change	% Change
Sum of Other Revenue		$18	$0	$0	$0	#Num!
Net Total for Young Democratic Social		$18	$0	$0	$0	#Num!
Dept: 10-0000-900708	**Department Name: USOPC Olympic/Paralympic Sch**					
Nongovernmental Gifts						
4809000	00 Non Governmental Gift Other	$1,033	$0	$0	$0	#Num!
Sum of Nongovernmental Gifts		$1,033	$0	$0	$0	#Num!
Net Total for USOPC Olympic/Paralym		$1,033	$0	$0	$0	#Num!
Dept: 10-0000-900714	**Department Name: KFC Foundation Kaleidoscope**					
Nongovernmental Gifts						
4809000	00 Non Governmental Gift Other	$0	$0	$0	$0	#Num!
Sum of Nongovernmental Gifts		$0	$0	$0	$0	#Num!
Net Total for KFC Foundation Kaleido		$0	$0	$0	$0	#Num!
Dept: 10-0000-900717	**Department Name: Excel Beyond 211**					
Nongovernmental Gifts						
4809000	00 Non Governmental Gift Other	$1,700	$0	$0	$0	#Num!
Sum of Nongovernmental Gifts		$1,700	$0	$0	$0	#Num!
Net Total for Excel Beyond 211		$1,700	$0	$0	$0	#Num!
Dept: 10-0000-900719	**Department Name: COSTCO COLLEGE SUCCESS FUN**					
Nongovernmental Gifts						
4809000	00 Non Governmental Gift Other	$937	$0	$0	$0	#Num!
Sum of Nongovernmental Gifts		$937	$0	$0	$0	#Num!
Net Total for COSTCO COLLEGE SU		$937	$0	$0	$0	#Num!
Dept: 10-0000-900726	**Department Name: Local Education Assoc Elgin**					
Nongovernmental Gifts						
4809000	00 Non Governmental Gift Other	$1,000	$0	$0	$0	#Num!
Sum of Nongovernmental Gifts		$1,000	$0	$0	$0	#Num!
Net Total for Local Education Assoc El		$1,000	$0	$0	$0	#Num!
Dept: 10-0000-900729	**Department Name: PMA Education Foundation**					
Nongovernmental Gifts						
4809000	00 Non Governmental Gift Other	$1,500	$0	$0	$0	#Num!

Object	Object Name	FY25 YTD	FY25 Budget	FY26 Budget	$ Change	% Change
Sum of Nongovernmental Gifts		$1,500	$0	$0	$0	#Num!
Net Total for PMA Education Foundati		$1,500	$0	$0	$0	#Num!
Dept: 10-0000-900730	**Department Name: Three Affil Tribes Sage Coulee**					
Nongovernmental Gifts						
4809000	00 Non Governmental Gift Other	$3,151	$0	$0	$0	#Num!
Sum of Nongovernmental Gifts		$3,151	$0	$0	$0	#Num!
Net Total for Three Affil Tribes Sage C		$3,151	$0	$0	$0	#Num!
Dept: 10-0000-900731	**Department Name: American Legion Premier Boy IL**					
Nongovernmental Gifts						
4809000	00 Non Governmental Gift Other	$2,000	$0	$0	$0	#Num!
Sum of Nongovernmental Gifts		$2,000	$0	$0	$0	#Num!
Net Total for American Legion Premie		$2,000	$0	$0	$0	#Num!
Dept: 10-0000-900732	**Department Name: Power Engineers**					
Nongovernmental Gifts						
4809000	00 Non Governmental Gift Other	$2,000	$0	$0	$0	#Num!
Sum of Nongovernmental Gifts		$2,000	$0	$0	$0	#Num!
Net Total for Power Engineers		$2,000	$0	$0	$0	#Num!
Dept: 10-0000-900733	**Department Name: City of McHenry**					
Nongovernmental Gifts						
4809000	00 Non Governmental Gift Other	$750	$0	$0	$0	#Num!
Sum of Nongovernmental Gifts		$750	$0	$0	$0	#Num!
Net Total for City of McHenry		$750	$0	$0	$0	#Num!
Dept: 10-0000-900734	**Department Name: Instrument Development Company**					
Nongovernmental Gifts						
4809000	00 Non Governmental Gift Other	$2,500	$0	$0	$0	#Num!
Sum of Nongovernmental Gifts		$2,500	$0	$0	$0	#Num!
Net Total for Instrument Development		$2,500	$0	$0	$0	#Num!
Dept: 10-0000-900735	**Department Name: Mukwonago Area School District**					
Nongovernmental Gifts						
4809000	00 Non Governmental Gift Other	$750	$0	$0	$0	#Num!

Object	Object Name	FY25 YTD	FY25 Budget	FY26 Budget	$ Change	% Change
Sum of Nongovernmental Gifts		$750	$0	$0	$0	#Num!
Net Total for Mukwonago Area School		$750	$0	$0	$0	#Num!
Dept: 10-0000-900737	**Department Name: Hoffman Est Pro Firefighters**					
Nongovernmental Gifts						
4809000 00	Non Governmental Gift Other	$1,000	$0	$0	$0	#Num!
Sum of Nongovernmental Gifts		$1,000	$0	$0	$0	#Num!
Net Total for Hoffman Est Pro Firefig		$1,000	$0	$0	$0	#Num!
Dept: 10-0000-900739	**Department Name: Lions Club of South Elgin**					
Nongovernmental Gifts						
4809000 00	Non Governmental Gift Other	$2,160	$0	$0	$0	#Num!
Sum of Nongovernmental Gifts		$2,160	$0	$0	$0	#Num!
Net Total for Lions Club of South Elgi		$2,160	$0	$0	$0	#Num!
Dept: 10-0000-900740	**Department Name: Home State Bank Scholarship**					
Nongovernmental Gifts						
4809000 00	Non Governmental Gift Other	$2,427	$0	$0	$0	#Num!
Sum of Nongovernmental Gifts		$2,427	$0	$0	$0	#Num!
Net Total for Home State Bank Scholar		$2,427	$0	$0	$0	#Num!
Dept: 10-0000-900741	**Department Name: Cary-Grove Chamber of Commerce**					
Nongovernmental Gifts						
4809000 00	Non Governmental Gift Other	$1,500	$0	$0	$0	#Num!
Sum of Nongovernmental Gifts		$1,500	$0	$0	$0	#Num!
Net Total for Cary-Grove Chamber of		$1,500	$0	$0	$0	#Num!
Dept: 10-3090-900016	**Department Name: Art Club**					
Scholarships, Student Activities, and Waivers						
5909000 00	Other Expenditures	$73	$0	$0	$0	#Num!
Sum of Scholarships, Student Activities,		$73	$0	$0	$0	#Num!
Net Total for Art Club		$73	$0	$0	$0	#Num!
Dept: 10-3090-900023	**Department Name: Fitness Center Fundraising**					
Scholarships, Student Activities, and Waivers						
5909000 00	Other Expenditures	$0	$0	$0	$0	#Num!

Object	Object Name	FY25 YTD	FY25 Budget	FY26 Budget	$ Change	% Change
	Sum of Scholarships, Student Activities,	$0	$0	$0	$0	#Num!
Net Total for Fitness Center Fundraisi		$0	$0	$0	$0	#Num!
Dept: 10-3090-900026	**Department Name: AAWCC-Amer Assoc Women Com Clg**					
Scholarships, Student Activities, and Waivers						
5909000	00 Other Expenditures	$2,963	$0	$0	$0	#Num!
	Sum of Scholarships, Student Activities,	$2,963	$0	$0	$0	#Num!
Net Total for AAWCC-Amer Assoc Wo		$2,963	$0	$0	$0	#Num!
Dept: 10-3090-900032	**Department Name: Campus Christian Fellowship**					
Scholarships, Student Activities, and Waivers						
5909000	00 Other Expenditures	$308	$0	$0	$0	#Num!
	Sum of Scholarships, Student Activities,	$308	$0	$0	$0	#Num!
Net Total for Campus Christian Fellow		$308	$0	$0	$0	#Num!
Dept: 10-3090-900037	**Department Name: Video Game Club**					
Scholarships, Student Activities, and Waivers						
5909000	00 Other Expenditures	$80	$0	$0	$0	#Num!
	Sum of Scholarships, Student Activities,	$80	$0	$0	$0	#Num!
Net Total for Video Game Club		$80	$0	$0	$0	#Num!
Dept: 10-3090-900048	**Department Name: Student Nursing Organization**					
Scholarships, Student Activities, and Waivers						
5909000	00 Other Expenditures	$1,052	$0	$0	$0	#Num!
	Sum of Scholarships, Student Activities,	$1,052	$0	$0	$0	#Num!
Net Total for Student Nursing Organiz		$1,052	$0	$0	$0	#Num!
Dept: 10-3090-900049	**Department Name: Student Veteran Club**					
Scholarships, Student Activities, and Waivers						
5909000	00 Other Expenditures	$11,938	$0	$0	$0	#Num!
	Sum of Scholarships, Student Activities,	$11,938	$0	$0	$0	#Num!
Net Total for Student Veteran Club		$11,938	$0	$0	$0	#Num!
Dept: 10-3090-900054	**Department Name: Rotaract Service Club**					
Scholarships, Student Activities, and Waivers						
5909000	00 Other Expenditures	$270	$0	$0	$0	#Num!

Object	Object Name	FY25 YTD	FY25 Budget	FY26 Budget	$ Change	% Change
	Sum of Scholarships, Student Activities,	$270	$0	$0	$0	#Num!
Net Total for Rotaract Service Club		$270	$0	$0	$0	#Num!
Dept: 10-3090-900055	**Department Name: Future Engineering Scientist**					
Scholarships, Student Activities, and Waivers						
5909000	00 Other Expenditures	$51	$0	$0	$0	#Num!
	Sum of Scholarships, Student Activities,	$51	$0	$0	$0	#Num!
Net Total for Future Engineering Scie		$51	$0	$0	$0	#Num!
Dept: 10-3090-900189	**Department Name: Womens Softball Fund**					
Scholarships, Student Activities, and Waivers						
5909000	00 Other Expenditures	$3,168	$0	$0	$0	#Num!
	Sum of Scholarships, Student Activities,	$3,168	$0	$0	$0	#Num!
Net Total for Womens Softball Fund		$3,168	$0	$0	$0	#Num!
Dept: 10-3090-900191	**Department Name: Womens Volleyball Fund**					
Scholarships, Student Activities, and Waivers						
5909000	00 Other Expenditures	$6,311	$0	$0	$0	#Num!
	Sum of Scholarships, Student Activities,	$6,311	$0	$0	$0	#Num!
Net Total for Womens Volleyball Fund		$6,311	$0	$0	$0	#Num!
Dept: 10-3090-900194	**Department Name: Mens Baseball Fund**					
Scholarships, Student Activities, and Waivers						
5909000	00 Other Expenditures	$21,970	$0	$0	$0	#Num!
	Sum of Scholarships, Student Activities,	$21,970	$0	$0	$0	#Num!
Net Total for Mens Baseball Fund		$21,970	$0	$0	$0	#Num!
Dept: 10-3090-900196	**Department Name: Athletics Sports Guide**					
Scholarships, Student Activities, and Waivers						
5909000	00 Other Expenditures	$91	$0	$0	$0	#Num!
	Sum of Scholarships, Student Activities,	$91	$0	$0	$0	#Num!
Net Total for Athletics Sports Guide		$91	$0	$0	$0	#Num!
Dept: 10-3090-900199	**Department Name: Clay Club**					
Scholarships, Student Activities, and Waivers						
5909000	00 Other Expenditures	$7,473	$0	$0	$0	#Num!

Object	Object Name	FY25 YTD	FY25 Budget	FY26 Budget	$ Change	% Change
Sum of Scholarships, Student Activities,		$7,473	$0	$0	$0	#Num!
Net Total for Clay Club		$7,473	$0	$0	$0	#Num!
Dept: 10-3090-900204	**Department Name: MCC Mens Tennis**					
Scholarships, Student Activities, and Waivers						
5909000	00 Other Expenditures	$272	$0	$0	$0	#Num!
Sum of Scholarships, Student Activities,		$272	$0	$0	$0	#Num!
Net Total for MCC Mens Tennis		$272	$0	$0	$0	#Num!
Dept: 10-3090-900210	**Department Name: Auto Lab Parts**					
Scholarships, Student Activities, and Waivers						
5909000	00 Other Expenditures	$317	$0	$0	$0	#Num!
Sum of Scholarships, Student Activities,		$317	$0	$0	$0	#Num!
Net Total for Auto Lab Parts		$317	$0	$0	$0	#Num!
Dept: 10-3090-900217	**Department Name: Phi Theta Kappa-Dues**					
Scholarships, Student Activities, and Waivers						
5909000	00 Other Expenditures	$5,253	$0	$0	$0	#Num!
Sum of Scholarships, Student Activities,		$5,253	$0	$0	$0	#Num!
Net Total for Phi Theta Kappa-Dues		$5,253	$0	$0	$0	#Num!
Dept: 10-3090-900241	**Department Name: Dance Team**					
Scholarships, Student Activities, and Waivers						
5909000	00 Other Expenditures	$175	$0	$0	$0	#Num!
Sum of Scholarships, Student Activities,		$175	$0	$0	$0	#Num!
Net Total for Dance Team		$175	$0	$0	$0	#Num!
Dept: 10-3090-900243	**Department Name: Theatre Productions**					
Scholarships, Student Activities, and Waivers						
5909000	00 Other Expenditures	$3,999	$0	$0	$0	#Num!
Sum of Scholarships, Student Activities,		$3,999	$0	$0	$0	#Num!
Net Total for Theatre Productions		$3,999	$0	$0	$0	#Num!
Dept: 10-3090-900245	**Department Name: Latinos Unidos**					
Scholarships, Student Activities, and Waivers						
5909000	00 Other Expenditures	$182	$0	$0	$0	#Num!

Object	Object Name	FY25 YTD	FY25 Budget	FY26 Budget	$ Change	% Change
	Sum of Scholarships, Student Activities,	$182	$0	$0	$0	#Num!
Net Total for Latinos Unidos		$182	$0	$0	$0	#Num!
Dept: 10-3090-900310	**Department Name: Business Club**					
Scholarships, Student Activities, and Waivers						
5909000	00 Other Expenditures	$282	$0	$0	$0	#Num!
	Sum of Scholarships, Student Activities,	$282	$0	$0	$0	#Num!
Net Total for Business Club		$282	$0	$0	$0	#Num!
Dept: 10-3090-900377	**Department Name: Asian American Club**					
Scholarships, Student Activities, and Waivers						
5909000	00 Other Expenditures	$442	$0	$0	$0	#Num!
	Sum of Scholarships, Student Activities,	$442	$0	$0	$0	#Num!
Net Total for Asian American Club		$442	$0	$0	$0	#Num!
Dept: 10-3090-900701	**Department Name: Student Occ Therapy Asst Club**					
Scholarships, Student Activities, and Waivers						
5909000	00 Other Expenditures	$145	$0	$0	$0	#Num!
	Sum of Scholarships, Student Activities,	$145	$0	$0	$0	#Num!
Net Total for Student Occ Therapy Asst		$145	$0	$0	$0	#Num!
Dept: 10-3090-900702	**Department Name: Paranormal Theories Club**					
Scholarships, Student Activities, and Waivers						
5909000	00 Other Expenditures	$139	$0	$0	$0	#Num!
	Sum of Scholarships, Student Activities,	$139	$0	$0	$0	#Num!
Net Total for Paranormal Theories Clu		$139	$0	$0	$0	#Num!
Dept: 10-3090-900705	**Department Name: Young Democratic Socialists Am**					
Scholarships, Student Activities, and Waivers						
5909000	00 Other Expenditures	$184	$0	$0	$0	#Num!
	Sum of Scholarships, Student Activities,	$184	$0	$0	$0	#Num!
Net Total for Young Democratic Social		$184	$0	$0	$0	#Num!
Dept: 10-3090-900707	**Department Name: Our Bodies/Our Selves**					
Scholarships, Student Activities, and Waivers						
5909000	00 Other Expenditures	$0	$0	$0	$0	#Num!

Object	Object Name	FY25 YTD	FY25 Budget	FY26 Budget	$ Change	% Change
Sum of Scholarships, Student Activities,		$0	$0	$0	$0	#Num!
Net Total for Our Bodies/Our Selves		$0	$0	$0	$0	#Num!
Dept: 10-9010-900067	**Department Name: Marengo Community High School**					
Scholarships, Student Activities, and Waivers						
5902000	10 Scholarships	$2,527	$0	$0	$0	#Num!
Sum of Scholarships, Student Activities,		$2,527	$0	$0	$0	#Num!
Net Total for Marengo Community Hig		$2,527	$0	$0	$0	#Num!
Dept: 10-9010-900069	**Department Name: D155 CL Central HS Assoc Schp**					
Scholarships, Student Activities, and Waivers						
5902000	10 Scholarships	$700	$0	$0	$0	#Num!
Sum of Scholarships, Student Activities,		$700	$0	$0	$0	#Num!
Net Total for D155 CL Central HS Ass		$700	$0	$0	$0	#Num!
Dept: 10-9010-900075	**Department Name: United St Bowling Congress**					
Scholarships, Student Activities, and Waivers						
5902000	10 Scholarships	$2,470	$0	$0	$0	#Num!
Sum of Scholarships, Student Activities,		$2,470	$0	$0	$0	#Num!
Net Total for United St Bowling Congr		$2,470	$0	$0	$0	#Num!
Dept: 10-9010-900082	**Department Name: Louise Lundemo Memorial**					
Scholarships, Student Activities, and Waivers						
5902000	10 Scholarships	$2,793	$0	$0	$0	#Num!
Sum of Scholarships, Student Activities,		$2,793	$0	$0	$0	#Num!
Net Total for Louise Lundemo Memori		$2,793	$0	$0	$0	#Num!
Dept: 10-9010-900137	**Department Name: Scholarship America**					
Scholarships, Student Activities, and Waivers						
5902000	10 Scholarships	$31,469	$0	$0	$0	#Num!
Sum of Scholarships, Student Activities,		$31,469	$0	$0	$0	#Num!
Net Total for Scholarship America		$31,469	$0	$0	$0	#Num!
Dept: 10-9010-900150	**Department Name: Americorp/Natl Service Award**					
Scholarships, Student Activities, and Waivers						
5902000	10 Scholarships	$5,160	$0	$0	$0	#Num!

Object	Object Name	FY25 YTD	FY25 Budget	FY26 Budget	$ Change	% Change
	Sum of Scholarships, Student Activities,	$5,160	$0	$0	$0	#Num!
Net Total for Americorp/Natl Service A		$5,160	$0	$0	$0	#Num!
Dept: 10-9010-900152	**Department Name: Crystal Lk Service League Scho**					
Scholarships, Student Activities, and Waivers						
5902000	10 Scholarships	$7,507	$0	$0	$0	#Num!
	Sum of Scholarships, Student Activities,	$7,507	$0	$0	$0	#Num!
Net Total for Crystal Lk Service Leagu		$7,507	$0	$0	$0	#Num!
Dept: 10-9010-900164	**Department Name: Union Lion Club Scholarship**					
Scholarships, Student Activities, and Waivers						
5902000	10 Scholarships	$1,500	$0	$0	$0	#Num!
	Sum of Scholarships, Student Activities,	$1,500	$0	$0	$0	#Num!
Net Total for Union Lion Club Scholar		$1,500	$0	$0	$0	#Num!
Dept: 10-9010-900181	**Department Name: Marengo Womens Club**					
Scholarships, Student Activities, and Waivers						
5902000	10 Scholarships	$1,000	$0	$0	$0	#Num!
	Sum of Scholarships, Student Activities,	$1,000	$0	$0	$0	#Num!
Net Total for Marengo Womens Club		$1,000	$0	$0	$0	#Num!
Dept: 10-9010-900299	**Department Name: Protective Life Foundation**					
Scholarships, Student Activities, and Waivers						
5902000	10 Scholarships	$1,000	$0	$0	$0	#Num!
	Sum of Scholarships, Student Activities,	$1,000	$0	$0	$0	#Num!
Net Total for Protective Life Foundatio		$1,000	$0	$0	$0	#Num!
Dept: 10-9010-900331	**Department Name: Veterans Book Fund**					
Scholarships, Student Activities, and Waivers						
5902000	10 Scholarships	$613	$0	$0	$0	#Num!
	Sum of Scholarships, Student Activities,	$613	$0	$0	$0	#Num!
Net Total for Veterans Book Fund		$613	$0	$0	$0	#Num!
Dept: 10-9010-900345	**Department Name: McHenry Cty Community Found**					
Scholarships, Student Activities, and Waivers						
5902000	10 Scholarships	$5,820	$0	$0	$0	#Num!

Object	Object Name	FY25 YTD	FY25 Budget	FY26 Budget	$ Change	% Change
Sum of Scholarships, Student Activities,		$5,820	$0	$0	$0	#Num!
Net Total for McHenry Cty Community		$5,820	$0	$0	$0	#Num!
Dept: 10-9010-900348	**Department Name: Albertsons**					
Scholarships, Student Activities, and Waivers						
5902000	10 Scholarships	$1,000	$0	$0	$0	#Num!
Sum of Scholarships, Student Activities,		$1,000	$0	$0	$0	#Num!
Net Total for Albertsons		$1,000	$0	$0	$0	#Num!
Dept: 10-9010-900372	**Department Name: Crystal Lake Strikers Drumline**					
Scholarships, Student Activities, and Waivers						
5902000	10 Scholarships	$1,500	$0	$0	$0	#Num!
Sum of Scholarships, Student Activities,		$1,500	$0	$0	$0	#Num!
Net Total for Crystal Lake Strikers Dru		$1,500	$0	$0	$0	#Num!
Dept: 10-9010-900390	**Department Name: Crystal Lake Chamber Commerce**					
Scholarships, Student Activities, and Waivers						
5902000	10 Scholarships	$1,000	$0	$0	$0	#Num!
Sum of Scholarships, Student Activities,		$1,000	$0	$0	$0	#Num!
Net Total for Crystal Lake Chamber Co		$1,000	$0	$0	$0	#Num!
Dept: 10-9010-900502	**Department Name: Local 150 Operating Engineers**					
Scholarships, Student Activities, and Waivers						
5902000	10 Scholarships	$2,503	$0	$0	$0	#Num!
Sum of Scholarships, Student Activities,		$2,503	$0	$0	$0	#Num!
Net Total for Local 150 Operating Engi		$2,503	$0	$0	$0	#Num!
Dept: 10-9010-900526	**Department Name: Skjold Lodge Sons of Norway**					
Scholarships, Student Activities, and Waivers						
5902000	10 Scholarships	$1,000	$0	$0	$0	#Num!
Sum of Scholarships, Student Activities,		$1,000	$0	$0	$0	#Num!
Net Total for Skjold Lodge Sons of Nor		$1,000	$0	$0	$0	#Num!
Dept: 10-9010-900535	**Department Name: Woodstock CUSD #200**					
Scholarships, Student Activities, and Waivers						
5902000	10 Scholarships	$3,578	$0	$0	$0	#Num!

Object	Object Name	FY25 YTD	FY25 Budget	FY26 Budget	$ Change	% Change
	Sum of Scholarships, Student Activities,	$3,578	$0	$0	$0	#Num!
Net Total for Woodstock CUSD #200		$3,578	$0	$0	$0	#Num!
Dept: 10-9010-900560	**Department Name: Northwestern Memorial Hlthcare**					
Scholarships, Student Activities, and Waivers						
5902000	10 Scholarships	$1,700	$0	$0	$0	#Num!
	Sum of Scholarships, Student Activities,	$1,700	$0	$0	$0	#Num!
Net Total for Northwestern Memorial		$1,700	$0	$0	$0	#Num!
Dept: 10-9010-900584	**Department Name: Folds of Honor**					
Scholarships, Student Activities, and Waivers						
5902000	10 Scholarships	$500	$0	$0	$0	#Num!
	Sum of Scholarships, Student Activities,	$500	$0	$0	$0	#Num!
Net Total for Folds of Honor		$500	$0	$0	$0	#Num!
Dept: 10-9010-900587	**Department Name: Comm HS Dist 155 CL**					
Scholarships, Student Activities, and Waivers						
5902000	10 Scholarships	$1,500	$0	$0	$0	#Num!
	Sum of Scholarships, Student Activities,	$1,500	$0	$0	$0	#Num!
Net Total for Comm HS Dist 155 CL		$1,500	$0	$0	$0	#Num!
Dept: 10-9010-900609	**Department Name: CommunityFnd Fox Valley Region**					
Scholarships, Student Activities, and Waivers						
5902000	10 Scholarships	$1,000	$0	$0	$0	#Num!
	Sum of Scholarships, Student Activities,	$1,000	$0	$0	$0	#Num!
Net Total for CommunityFnd Fox Vall		$1,000	$0	$0	$0	#Num!
Dept: 10-9010-900610	**Department Name: McHenryCommunity HS Activities**					
Scholarships, Student Activities, and Waivers						
5902000	10 Scholarships	$1,885	$0	$0	$0	#Num!
	Sum of Scholarships, Student Activities,	$1,885	$0	$0	$0	#Num!
Net Total for McHenryCommunity HS		$1,885	$0	$0	$0	#Num!
Dept: 10-9010-900617	**Department Name: Harvard Comm Unit SD #50**					
Scholarships, Student Activities, and Waivers						
5902000	10 Scholarships	$1,568	$0	$0	$0	#Num!

Object	Object Name	FY25 YTD	FY25 Budget	FY26 Budget	$ Change	% Change
	Sum of Scholarships, Student Activities,	$1,568	$0	$0	$0	#Num!
Net Total for Harvard Comm Unit SD		$1,568	$0	$0	$0	#Num!
Dept: 10-9010-900619	**Department Name: Associated Fire Fighters of IL**					
Scholarships, Student Activities, and Waivers						
5902000	10 Scholarships	($72)	$0	$0	$0	#Num!
	Sum of Scholarships, Student Activities,	($72)	$0	$0	$0	#Num!
Net Total for Associated Fire Fighters		($72)	$0	$0	$0	#Num!
Dept: 10-9010-900622	**Department Name: Millard Family Scholarship**					
Scholarships, Student Activities, and Waivers						
5902000	10 Scholarships	$500	$0	$0	$0	#Num!
	Sum of Scholarships, Student Activities,	$500	$0	$0	$0	#Num!
Net Total for Millard Family Scholarsh		$500	$0	$0	$0	#Num!
Dept: 10-9010-900631	**Department Name: Illinois Sheriffs' Association**					
Scholarships, Student Activities, and Waivers						
5902000	10 Scholarships	$250	$0	$0	$0	#Num!
	Sum of Scholarships, Student Activities,	$250	$0	$0	$0	#Num!
Net Total for Illinois Sheriffs' Associati		$250	$0	$0	$0	#Num!
Dept: 10-9010-900633	**Department Name: Rust-Oleum**					
Scholarships, Student Activities, and Waivers						
5902000	10 Scholarships	$4,218	$0	$0	$0	#Num!
	Sum of Scholarships, Student Activities,	$4,218	$0	$0	$0	#Num!
Net Total for Rust-Oleum		$4,218	$0	$0	$0	#Num!
Dept: 10-9010-900638	**Department Name: Harvard Diggins Library**					
Scholarships, Student Activities, and Waivers						
5902000	10 Scholarships	$0	$0	$0	$0	#Num!
	Sum of Scholarships, Student Activities,	$0	$0	$0	$0	#Num!
Net Total for Harvard Diggins Library		$0	$0	$0	$0	#Num!
Dept: 10-9010-900719	**Department Name: COSTCO COLLEGE SUCCESS FUN**					
Scholarships, Student Activities, and Waivers						
5902000	10 Scholarships	$937	$0	$0	$0	#Num!

Object	Object Name	FY25 YTD	FY25 Budget	FY26 Budget	$ Change	% Change
Sum of Scholarships, Student Activities,		$937	$0	$0	$0	#Num!
Net Total for COSTCO COLLEGE SU		$937	$0	$0	$0	#Num!
Dept: 10-9010-900721	**Department Name: Carpenter Local #1005 Cont Fd**					
Scholarships, Student Activities, and Waivers						
5902000	10 Scholarships	$0	$0	$0	$0	#Num!
Sum of Scholarships, Student Activities,		$0	$0	$0	$0	#Num!
Net Total for Carpenter Local #1005 C		$0	$0	$0	$0	#Num!
Dept: 10-9010-900727	**Department Name: McHenry Cnty Fair Association**					
Scholarships, Student Activities, and Waivers						
5902000	10 Scholarships	$0	$0	$0	$0	#Num!
Sum of Scholarships, Student Activities,		$0	$0	$0	$0	#Num!
Net Total for McHenry Cnty Fair Asso		$0	$0	$0	$0	#Num!
Dept: 10-9010-900728	**Department Name: NBT Fabricators & Manuf Assn**					
Scholarships, Student Activities, and Waivers						
5902000	10 Scholarships	$2,000	$0	$0	$0	#Num!
Sum of Scholarships, Student Activities,		$2,000	$0	$0	$0	#Num!
Net Total for NBT Fabricators & Man		$2,000	$0	$0	$0	#Num!
Dept: 10-9010-900729	**Department Name: PMA Education Foundation**					
Scholarships, Student Activities, and Waivers						
5902000	10 Scholarships	$1,500	$0	$0	$0	#Num!
Sum of Scholarships, Student Activities,		$1,500	$0	$0	$0	#Num!
Net Total for PMA Education Foundati		$1,500	$0	$0	$0	#Num!
Dept: 10-9010-900730	**Department Name: Three Affil Tribes Sage Coulee**					
Scholarships, Student Activities, and Waivers						
5902000	10 Scholarships	$3,151	$0	$0	$0	#Num!
Sum of Scholarships, Student Activities,		$3,151	$0	$0	$0	#Num!
Net Total for Three Affil Tribes Sage C		$3,151	$0	$0	$0	#Num!
Dept: 10-9010-900731	**Department Name: American Legion Premier Boy IL**					
Scholarships, Student Activities, and Waivers						
5902000	10 Scholarships	$1,024	$0	$0	$0	#Num!

Object	Object Name	FY25 YTD	FY25 Budget	FY26 Budget	$ Change	% Change
Sum of Scholarships, Student Activities,		$1,024	$0	$0	$0	#Num!
Net Total for American Legion Premie		$1,024	$0	$0	$0	#Num!
Dept: 10-9010-900732	**Department Name: Power Engineers**					
Scholarships, Student Activities, and Waivers						
5902000	10 Scholarships	$2,000	$0	$0	$0	#Num!
Sum of Scholarships, Student Activities,		$2,000	$0	$0	$0	#Num!
Net Total for Power Engineers		$2,000	$0	$0	$0	#Num!
Dept: 10-9010-900733	**Department Name: City of McHenry**					
Scholarships, Student Activities, and Waivers						
5902000	10 Scholarships	$750	$0	$0	$0	#Num!
Sum of Scholarships, Student Activities,		$750	$0	$0	$0	#Num!
Net Total for City of McHenry		$750	$0	$0	$0	#Num!
Dept: 10-9010-900734	**Department Name: Instrument Development Company**					
Scholarships, Student Activities, and Waivers						
5902000	10 Scholarships	$1,993	$0	$0	$0	#Num!
Sum of Scholarships, Student Activities,		$1,993	$0	$0	$0	#Num!
Net Total for Instrument Development		$1,993	$0	$0	$0	#Num!
Dept: 10-9010-900735	**Department Name: Mukwonago Area School District**					
Scholarships, Student Activities, and Waivers						
5902000	10 Scholarships	$750	$0	$0	$0	#Num!
Sum of Scholarships, Student Activities,		$750	$0	$0	$0	#Num!
Net Total for Mukwonago Area School		$750	$0	$0	$0	#Num!
Dept: 10-9010-900737	**Department Name: Hoffman Est Pro Firefighters**					
Scholarships, Student Activities, and Waivers						
5902000	10 Scholarships	$1,000	$0	$0	$0	#Num!
Sum of Scholarships, Student Activities,		$1,000	$0	$0	$0	#Num!
Net Total for Hoffman Est Pro Firefig		$1,000	$0	$0	$0	#Num!
Dept: 10-9010-900739	**Department Name: Lions Club of South Elgin**					
Scholarships, Student Activities, and Waivers						
5902000	10 Scholarships	$1,161	$0	$0	$0	#Num!

Thru: 5/31/2025

Object	Object Name	FY25 YTD	FY25 Budget	FY26 Budget	$ Change	% Change
Sum of Scholarships, Student Activities,		$1,161	$0	$0	$0	#Num!
Net Total for Lions Club of South Elgi		$1,161	$0	$0	$0	#Num!
Dept: 10-9010-900740	***Department Name: Home State Bank Scholarship***					
Scholarships, Student Activities, and Waivers						
5902000	10 Scholarships	$2,427	$0	$0	$0	#Num!
Sum of Scholarships, Student Activities,		$2,427	$0	$0	$0	#Num!
Net Total for Home State Bank Scholar		$2,427	$0	$0	$0	#Num!
Dept: 10-9010-900741	***Department Name: Cary-Grove Chamber of Commerce***					
Scholarships, Student Activities, and Waivers						
5902000	10 Scholarships	$1,500	$0	$0	$0	#Num!
Sum of Scholarships, Student Activities,		$1,500	$0	$0	$0	#Num!
Net Total for Cary-Grove Chamber of		$1,500	$0	$0	$0	#Num!
Net Surplus/(Deficit) of Trust & Agency		$12,874	$0	$0	$0	N/A

Thru: 5/31/2025

Object	Object Name	FY25 YTD	FY25 Budget	FY26 Budget	$ Change	% Change
Fund 11	**Audit**					
Dept: 11-0000-000000	***Department Name: General***					
Local Governmental Sources						
4101001	05 Real Estate Taxes	$74,756	$90,000	$95,000	$5,000	5.56%
Sum of Local Governmental Sources		*$74,756*	*$90,000*	*$95,000*	*$5,000*	*5.56%*
Net Total for General		*$74,756*	*$90,000*	*$95,000*	*$5,000*	*5.56%*
Dept: 11-8020-501034	***Department Name: Audit Services***					
Outsourced & Contractual Services						
5301000	00 Audit Services	$69,400	$86,750	$91,000	$4,250	4.90%
Sum of Outsourced & Contractual Servi		*$69,400*	*$86,750*	*$91,000*	*$4,250*	*4.90%*
Net Total for Audit Services		*$69,400*	*$86,750*	*$91,000*	*$4,250*	*4.90%*
Net Surplus/(Deficit) of Audit		$5,356	$3,250	$4,000	$750	23.08%

Thru: 5/31/2025

Object	Object Name	FY25 YTD	FY25 Budget	FY26 Budget	$ Change	% Change
Fund 12	**Liability, Protection & Settlement**					
Dept: 12-0000-000000	***Department Name: General***					
Local Governmental Sources						
4101001 10	Real Estate Taxes-Tort	$641,755	$692,444	$724,648	$32,204	4.65%
4101001 15	Real Estate Taxes-Ss	$9,129	$10,000	$10,000	$0	0.00%
Sum of Local Governmental Sources		*$650,884*	*$702,444*	*$734,648*	*$32,204*	*4.58%*
Investment Revenue						
4709000 06	Change in Fair Value of Invest	$139,811	$11,391	$24,747	$13,356	117.25%
4709000 07	Investment Transaction Fees	($1,788)	($572)	($599)	($27)	4.72%
Sum of Investment Revenue		*$138,023*	*$10,819*	*$24,148*	*$13,329*	*123.20%*
Net Total for General		*$788,908*	*$713,263*	*$758,796*	*$45,533*	*6.38%*
Dept: 12-8060-501038	***Department Name: Insurance***					
Fringe Benefits						
5202000 00	Workers Compensation Insurance	$160,131	$183,400	$201,740	$18,340	10.00%
5204000 00	Unemployment Insurance	$27,044	$50,000	$35,000	($15,000)	-30.00%
5205000 00	Medicare	$478,355	$337,931	$350,000	$12,069	3.57%
5206000 00	FICA - Social Security	$74,623	$30,000	$30,000	$0	0.00%
Sum of Fringe Benefits		*$740,154*	*$601,331*	*$616,740*	*$15,409*	*2.56%*
Fixed Charges, Rental, Property Insurance, and Debt Retirement						
5609000 60	General Insurance	$114,881	$117,860	$129,646	$11,786	10.00%
Sum of Fixed Charges, Rental, Property		*$114,881*	*$117,860*	*$129,646*	*$11,786*	*10.00%*
Net Total for Insurance		*$855,034*	*$719,191*	*$746,386*	*$27,195*	*3.78%*
Net Surplus/(Deficit) of Liability, Protecti		($66,127)	($5,928)	$12,410	$18,338	-309.35%

Object	Object Name	FY25 YTD	FY25 Budget	FY26 Budget	$ Change	% Change
Fund 17	**OPEB Liability**					
Dept: 17-0000-000000	***Department Name: General***					
Other Revenue						
4909000	95 CIP Pass Through Revenue	$0	$1,500,000	$1,500,000	$0	0.00%
Sum of Other Revenue		*$0*	*$1,500,000*	*$1,500,000*	*$0*	*0.00%*
Net Total for General		*$0*	*$1,500,000*	*$1,500,000*	*$0*	*0.00%*
Dept: 17-1010-000000	***Department Name: General***					
Fringe Benefits						
5209000	56 College Insurance Program Exp	$0	$90,297	$90,297	$0	0.00%
5299900	95 State Allocated CIP	$0	$90,297	$90,297	$0	0.00%
Sum of Fringe Benefits		*$0*	*$180,594*	*$180,594*	*$0*	*0.00%*
Net Total for General		*$0*	*$180,594*	*$180,594*	*$0*	*0.00%*
Dept: 17-2010-000000	***Department Name: General***					
Fringe Benefits						
5209000	56 College Insurance Program Exp	$0	$74,013	$74,013	$0	0.00%
5299900	95 State Allocated CIP	$0	$74,013	$74,013	$0	0.00%
Sum of Fringe Benefits		*$0*	*$148,026*	*$148,026*	*$0*	*0.00%*
Net Total for General		*$0*	*$148,026*	*$148,026*	*$0*	*0.00%*
Dept: 17-3010-000000	***Department Name: General***					
Fringe Benefits						
5209000	56 College Insurance Program Exp	$0	$315,673	$315,673	$0	0.00%
5299900	95 State Allocated CIP	$0	$315,673	$315,673	$0	0.00%
Sum of Fringe Benefits		*$0*	*$631,346*	*$631,346*	*$0*	*0.00%*
Net Total for General		*$0*	*$631,346*	*$631,346*	*$0*	*0.00%*
Dept: 17-4010-000000	***Department Name: General***					
Fringe Benefits						
5209000	56 College Insurance Program Exp	$0	$776,361	$776,361	$0	0.00%
5299900	95 State Allocated CIP	$0	$776,361	$776,361	$0	0.00%
Sum of Fringe Benefits		*$0*	*$1,552,722*	*$1,552,722*	*$0*	*0.00%*
Net Total for General		*$0*	*$1,552,722*	*$1,552,722*	*$0*	*0.00%*

Thru: 5/31/2025

Object	Object Name	FY25 YTD	FY25 Budget	FY26 Budget	$ Change	% Change
Dept: 17-6010-000000	**Department Name: General**					
Fringe Benefits						
5209000	56 College Insurance Program Exp	$0	$30,170	$30,170	$0	0.00%
5299900	95 State Allocated CIP	$0	$30,170	$30,170	$0	0.00%
Sum of Fringe Benefits		*$0*	*$60,340*	*$60,340*	*$0*	*0.00%*
Net Total for General		*$0*	*$60,340*	*$60,340*	*$0*	*0.00%*
Dept: 17-7010-000000	**Department Name: General**					
Fringe Benefits						
5209000	56 College Insurance Program Exp	$0	$60,534	$60,534	$0	0.00%
5299900	95 State Allocated CIP	$0	$60,534	$60,534	$0	0.00%
Sum of Fringe Benefits		*$0*	*$121,068*	*$121,068*	*$0*	*0.00%*
Net Total for General		*$0*	*$121,068*	*$121,068*	*$0*	*0.00%*
Dept: 17-8010-000000	**Department Name: General**					
Fringe Benefits						
5209000	56 College Insurance Program Exp	$0	$3,642	$3,642	$0	0.00%
5299900	95 State Allocated CIP	$0	$3,642	$3,642	$0	0.00%
Sum of Fringe Benefits		*$0*	*$7,284*	*$7,284*	*$0*	*0.00%*
Net Total for General		*$0*	*$7,284*	*$7,284*	*$0*	*0.00%*
Dept: 17-9010-000000	**Department Name: General**					
Fringe Benefits						
5209000	56 College Insurance Program Exp	$0	$149,309	$149,309	$0	0.00%
5299900	95 State Allocated CIP	$0	$149,309	$149,309	$0	0.00%
Sum of Fringe Benefits		*$0*	*$298,618*	*$298,618*	*$0*	*0.00%*
Net Total for General		*$0*	*$298,618*	*$298,618*	*$0*	*0.00%*
Net Surplus/(Deficit) of OPEB Liability		$0	($1,499,998)	($1,499,998)	$0	0.00%

Thru: 5/31/2025

Object	Object Name	FY25 YTD	FY25 Budget	FY26 Budget	$ Change	% Change
	Net Education Fund Surplus/(Deficit)	$4,979,024	($18,239,363)	($27,487,989)	($9,248,627)	50.7%

FY 2026

Budget Changes

Tentative to Final

This page left blank intentionally

Changes From Tentative Budget

Fund Name / FY	Dept Code / Full GL Code	Dept Name / Object Name	Tentative	Final	Change
Education					
2026	01-0000-000000	General			
	01-0000-000000-4103500-00	CPPRT	($487,908.00)	($478,614.00)	$9,294.00
	01-0000-000000-4201000-05	Iccb Ivg/Ing Shortfall Grant	($82,330.00)	($107,362.00)	($25,032.00)
	01-0000-000000-4201002-00	Equalization Grant	($6,024,240.00)	($5,786,940.00)	$237,300.00
	01-0000-000000-4203099-05	Avte/CTE General Revenue	($350,000.00)	($386,900.00)	($36,900.00)
	01-0000-000000-4709000-06	Change in Fair Value of Inve	($357,616.00)	($447,020.00)	($89,404.00)
		Net Change to General	($7,302,094.00)	($7,206,836.00)	$95,258.00
2026	01-1010-101058	Sociology			
	01-1010-101058-5401009-05	Supplies MCC Store	$150.00	$350.00	$200.00
	01-1010-101058-5509000-15	Other Conf & Mtg Exp	$600.00	$1,000.00	$400.00
		Net Change to Sociology	$750.00	$1,350.00	$600.00
2026	01-1010-101072	AOM			
	01-1010-101072-5401001-00	Office Supplies	$0.00	$100.00	$100.00
	01-1010-101072-5401002-00	Instructional Supplies	$0.00	$4,758.00	$4,758.00
	01-1010-101072-5402000-00	Printing	$0.00	$300.00	$300.00
	01-1010-101072-5404002-00	Computer Software	$0.00	$3,500.00	$3,500.00
	01-1010-101072-5407000-00	Advertising	$0.00	$1,000.00	$1,000.00
	01-1010-101072-5501000-05	Meeting Expense In-District	$0.00	$175.00	$175.00
		Net Change to AOM	$0.00	$9,833.00	$9,833.00
2026	01-1010-101080	Business			
	01-1010-101080-5401002-00	Instructional Supplies	$3,600.00	$7,000.00	$3,400.00
		Net Change to Business	$3,600.00	$7,000.00	$3,400.00
2026	01-1030-102055	HVAC			
	01-1030-102055-5103002-15	PT Stipends Fall Sprg Sum	$100,000.00	$212,297.00	$112,297.00
		Net Change to HVAC	$100,000.00	$212,297.00	$112,297.00
2026	01-1040-103070	Respiratory Therapy			
	01-1040-103070-5304000-10	Contract Maintenance Servi	$5,000.00	$0.00	($5,000.00)
		Net Change to Respiratory Therapy	$5,000.00	$0.00	($5,000.00)
2026	01-1040-103080	Radiologic Technology			
	01-1040-103080-5304000-10	Contract Maintenance Servi	$56,000.00	$0.00	($56,000.00)
	01-1040-103080-5806000-00	Equipment - Instructional	$10,000.00	$438,224.00	$428,224.00
		Net Change to Radiologic Technology	$66,000.00	$438,224.00	$372,224.00
2026	01-1040-103090	Sonography			
	01-1040-103090-5304000-10	Contract Maintenance Servi	$20,000.00	$0.00	($20,000.00)
		Net Change to Sonography	$20,000.00	$0.00	($20,000.00)
2026	01-2010-202010	Library			
	01-2010-202010-5103001-10	FT Stipends Fall Spring Su	$0.00	$18,000.00	$18,000.00
		Net Change to Library	$0.00	$18,000.00	$18,000.00
2026	01-2030-201048	Teaching and Learning			

Fund Name					
FY	Dept Code	Dept Name			
	Full GL Code	Object Name	Tentative	Final	Change
	01-2030-201048-5103002-15	PT Stipends Fall Sprg Sum	$16,391.00	$25,000.00	$8,609.00
	Net Change to Teaching and Learning		$16,391.00	$25,000.00	$8,609.00
2026	01-3010-302010	Recruitment & Admissions			
	01-3010-302010-5309000-20	Other Contractual Services	$4,000.00	$2,000.00	($2,000.00)
	01-3010-302010-5401001-00	Office Supplies	$0.00	$11,000.00	$11,000.00
	01-3010-302010-5402000-00	Printing	$3,000.00	$1,500.00	($1,500.00)
	01-3010-302010-5408000-05	Food Purchases	$9,000.00	$13,000.00	$4,000.00
	01-3010-302010-5502000-05	In District Travel	$3,000.00	$1,500.00	($1,500.00)
	01-3010-302010-5509000-15	Other Conf & Mtg Exp	$2,750.00	$1,250.00	($1,500.00)
	Net Change to Recruitment & Admissions		$21,750.00	$30,250.00	$8,500.00
2026	01-4040-404010	Sustainability			
	01-4040-404010-5103002-15	PT Stipends Fall Sprg Sum	$1,093.00	$0.00	($1,093.00)
	01-4040-404010-5201001-00	Employer GTL Medical Visio	$54,832.00	$25,573.00	($29,259.00)
	Net Change to Sustainability		$55,925.00	$25,573.00	($30,352.00)
2026	01-8040-503010	Human Resources			
	01-8040-503010-5404002-00	Computer Software	$105,000.00	$5,000.00	($100,000.00)
	01-8040-503010-5407000-10	Promotional Expense	$5,000.00	$10,000.00	$5,000.00
	01-8040-503010-5509000-05	Staff Development	$10,000.00	$25,000.00	$15,000.00
	Net Change to Human Resources		$120,000.00	$40,000.00	($80,000.00)
2026	01-8060-501016	General Institutional Exp			
	01-8060-501016-5109000-45	Adjunct Bonus Stipend	$90,000.00	$60,000.00	($30,000.00)
	01-8060-501016-5309000-20	Other Contractual Services	$25,000.00	$33,200.00	$8,200.00
	01-8060-501016-5909000-54	Perm Art Collection	$10,000.00	$14,000.00	$4,000.00
	Net Change to General Institutional Exp		$125,000.00	$107,200.00	($17,800.00)
2026	01-8080-504010	Information Technology			
	01-8080-504010-5805000-00	Equipment - Office	$184,435.00	$151,030.00	($33,405.00)
	Net Change to Information Technology		$184,435.00	$151,030.00	($33,405.00)

Fund Name					
FY	Dept Code	Dept Name			
	Full GL Code	Object Name	Tentative	Final	Change
Operations and Maintenance					
2026	02-0000-000000	General			
	02-0000-000000-4709000-06	Change in Fair Value of Inve	($222,250.00)	($277,812.00)	($55,562.00)
	Net Change to General		($222,250.00)	($277,812.00)	($55,562.00)
2026	02-7010-505015	Building Maintn			
	02-7010-505015-5404004-00	Repair Materials & Supplies	$283,000.00	$358,000.00	$75,000.00
	02-7010-505015-5409000-00	Other Materials & Supplies	$0.00	$10,000.00	$10,000.00
	Net Change to Building Maintn		$283,000.00	$368,000.00	$85,000.00
2026	02-7050-505040	Vehicle Expense			
	02-7050-505040-5807000-00	Equipment	$0.00	$35,000.00	$35,000.00
	Net Change to Vehicle Expense		$0.00	$35,000.00	$35,000.00
2026	02-7090-505050	Physical Fac Oth			
	02-7090-505050-5401001-00	Office Supplies	$150,000.00	$100,000.00	($50,000.00)
	02-7090-505050-5802000-00	Site Improvements	$250,000.00	$125,000.00	($125,000.00)
	02-7090-505050-5807000-00	Equipment	$195,000.00	$15,000.00	($180,000.00)
	02-7090-505050-5809000-07	Architectual Services	$20,000.00	$265,000.00	$245,000.00
	02-7090-505050-5809000-60	Building Improvements	$1,050,000.00	$941,404.00	($108,596.00)
	Net Change to Physical Fac Oth		$1,665,000.00	$1,446,404.00	($218,596.00)

Fund Name					
FY	Dept Code	Dept Name			
	Full GL Code	Object Name	Tentative	Final	Change
Auxiliary					
2026	05-6040-605010	Athletics			
	05-6040-605010-5103001-10	FT Stipends Fall Spring Su	$0.00	$14,479.00	$14,479.00
	05-6040-605010-5103002-15	PT Stipends Fall Sprg Sum	$138,432.00	$119,921.00	($18,511.00)
	05-6040-605010-5409000-00	Other Materials & Supplies	$0.00	$4,000.00	$4,000.00
		Net Change to Athletics	$138,432.00	$138,400.00	($32.00)

Fund Name FY Dept Code Dept Name Full GL Code Object Name	Tentative	Final	Change
Grand Total All Funds	($4,719,061.00)	($4,431,087.00)	$287,974.00

Budget Changes By Classification - All Funds Combined **Breakout of Departmental Changes By Fund**

GroupName	Fund 01	Fund 02	Fund 03	Fund 05	Fund 07	Fund 12	Total
Revenue*	$ (95,258.00)	$ 55,562.00	$ -	$ -	$ -	$ -	$ (39,696.00)
Salaries	$ 107,813.00	$ -	$ -	$ (4,032.00)	$ -	$ -	$ 103,781.00
Employee Benefits	$ (29,259.00)	$ -	$ -	$ -	$ -	$ -	$ (29,259.00)
Contractual Services	$ (74,800.00)	$ -	$ -	$ -	$ -	$ -	$ (74,800.00)
Supplies	$ (68,242.00)	$ 35,000.00	$ -	$ 4,000.00	$ -	$ -	$ (29,242.00)
Travel	$ 12,575.00	$ -	$ -	$ -	$ -	$ -	$ 12,575.00
Fixed Charges	$ -	$ -	$ -	$ -	$ -	$ -	$ -
Utilities	$ -	$ -	$ -	$ -	$ -	$ -	$ -
Capital Outlay**	$ 394,819.00	$ (133,596.00)	$ -	$ -	$ -	$ -	$ 261,223.00
Other	$ 4,000.00	$ -	$ -	$ -	$ -	$ -	$ 4,000.00
Contingency	$ -	$ -	$ -	$ -	$ -	$ -	$ -
Interfund Transfer Out***(negative means reversal of budget amount)	$ -	$ -	$ -	$ -	$ -	$ -	$ -
Interfund Transfer In*** (negative means funds being received)	$ -	$ -	$ -	$ -	$ -	$ -	$ -
Net Add/(Reduction) Due to Budget Changes	$ (442,164.00)	$ 154,158.00	$ -	$ 32.00	$ -	$ -	$ (287,974.00)

***Revenue**

Base Operating Grants
Equalization Grant
ING/IVG Grant (slight decrease from original estimate)

*These three changes are a result of the announced allocations from the state that were not available at the time of release for the tentative budget

****Capital**

Health Sciences Equipment

**No material changes to final budget from tentative budget
Second phase of Health Care Equipment neeed to finish out renaovated spaces

*****Transfers**

Transfer Out
Transfer In

***Fno additional transfers required from Tentative Budget
No change
No change

FY26: Tentative Budget to Final Budget Changes (All Funds Combined)

Object Group	FY26 Tentative	FY26 Final	$ Change	% Change
Beginning Fund Balance	$29,740,053	$29,740,053		
Revenue				
Local Governmental Sources	$30,813,160	$30,803,866	($9,294)	0.0%
State Governmental Sources	$34,835,032	$34,659,664	($175,368)	-0.5%
Federal Governmental Sources	$8,196,696	$8,196,696	$0	0.0%
Student Tuition & Fees	$16,936,664	$16,936,664	$0	0.0%
Sales & Service Fees	$3,465,113	$3,465,113	$0	0.0%
Facilities Revenue	$44,466	$44,466	$0	0.0%
Investment Revenue	$1,216,855	$1,361,821	$144,966	11.9%
Nongovernmental Gifts	$470,209	$470,209	$0	0.0%
Other Revenue	$32,396,941	$32,396,941	$0	0.0%
Sum of all Revenue	$128,375,136	$128,335,440	($39,696)	0.0%
Expenditure				
Salaries	$38,337,442	$38,441,223	$103,781	0.3%
Fringe Benefits	$37,389,772	$37,360,513	($29,259)	-0.1%
Outsourced & Contractual Services	$7,089,899	$7,015,099	($74,800)	-1.1%
Maintenance, Memberships, and Pr	$5,648,930	$5,619,688	($29,242)	-0.5%
Travel, Meeting, Professional Devel	$688,035	$700,610	$12,575	1.8%
Fixed Charges, Rental, Property In	$2,403,032	$2,403,032	$0	0.0%
Utilities	$1,507,863	$1,507,863	$0	0.0%
Capital Outlay	$53,746,360	$54,007,583	$261,223	0.5%
Scholarships, Student Activities, an	$8,663,818	$8,667,818	$4,000	0.0%
Sum of all Expenditures	$155,475,151	$155,723,429	$248,278	0.2%
Contingency				
Contingency	$100,000	$100,000	$0	0.0%
Sum of all Contingency	$100,000	$100,000	$0	N/A
Transfers				
Interfund Transfer Out	$1,566,569	$1,566,569	$0	0.0%
Interfund Transfer In	($1,566,569)	($1,566,569)	$0	0.0%
Sum of all Transfers	$0	$0	$0	N/A
Surplus/(Deficit)	($27,200,015)	($27,487,989)		
Estimated Ending Fund Balance	$2,540,038	$2,252,064		

Total of Op Funds (01 & 02)	*($27,200,015)*	*($27,487,989)*	*($287,974)*

FY26: Tentative Budget to Final Budget Changes (Op Funds Only)

Object Group	FY26 Tentative	FY26 Final	$ Change	% Change
Beginning Fund Balance	$29,740,053	$29,740,053		
Revenue				
Local Governmental Sources	$29,983,512	$29,974,218	($9,294)	0.0%
State Governmental Sources	$11,821,704	$11,646,336	($175,368)	-1.5%
Student Tuition & Fees	$15,210,004	$15,210,004	$0	0.0%
Sales & Service Fees	$176,000	$176,000	$0	0.0%
Facilities Revenue	$18,966	$18,966	$0	0.0%
Investment Revenue	$625,824	$770,790	$144,966	23.2%
Nongovernmental Gifts	$11,000	$11,000	$0	0.0%
Other Revenue	$28,645,822	$28,645,822	$0	0.0%
Sum of all Revenue	$86,492,832	$86,453,136	($39,696)	0.0%
Expenditure				
Salaries	$33,878,967	$33,986,780	$107,813	0.3%
Fringe Benefits	$33,206,431	$33,177,172	($29,259)	-0.1%
Outsourced & Contractual Services	$5,952,681	$5,877,881	($74,800)	-1.3%
Maintenance, Memberships, and Pr	$4,107,367	$4,074,125	($33,242)	-0.8%
Travel, Meeting, Professional Devel	$530,510	$543,085	$12,575	2.4%
Fixed Charges, Rental, Property In	$1,632,586	$1,632,586	$0	0.0%
Utilities	$1,502,780	$1,502,780	$0	0.0%
Capital Outlay	$2,048,935	$2,310,158	$261,223	12.7%
Scholarships, Student Activities, an	$1,678,000	$1,682,000	$4,000	0.2%
Sum of all Expenditures	$84,538,257	$84,786,567	$248,310	0.3%
Contingency				
Contingency	$100,000	$100,000	$0	0.0%
Sum of all Contingency	$100,000	$100,000	$0	N/A
Transfers				
Interfund Transfer Out	$1,566,569	$1,566,569	$0	0.0%
Sum of all Transfers	$1,566,569	$1,566,569	$0	N/A
Surplus/(Deficit)	($288,006)	$0		
Estimated Ending Fund Balance	$29,452,047	$29,740,053		

Total of Op Funds (01 & 02)	*($288,006)*	*$0*	*N/A*

Glossary

This page left blank intentionally

McHENRY COUNTY COLLEGE
COMMUNITY COLLEGE DISTRICT NUMBER 528

GLOSSARY OF TERMS

ACADEMIC SUPPORT. (See FUNCTION).

ACADEMIC TERM. An academic term is any period of time in which course work is offered by the institution and for which students seek enrollment. The term may include a regular session or a special session. The College uses the semester system, which consists of the summer, fall, and spring semesters.

ACCOUNT NUMBER. An account number is a defined code for recording and summarizing financial transactions.

ACCOUNTING PERIOD. The accounting period is a period at the end of which and for which financial statements are prepared.

ACCRUAL BASIS. Accrual basis accounting is an accounting system that records revenues when earned and expenditures when a fund liability is created, regardless of the accounting period in which cash payment is actually made. An encumbrance system may be used in conjunction with an accrual basis accounting system.

ACCRUED EXPENDITURES. Accrued expenditures are those expenditures which have been incurred and have not been paid as of a given date.

ACCRUED INTEREST. Accrued interest is interest earned between interest dates but not yet paid.

ACCRUED LIABILITIES. Accrued liabilities are those amounts owed but not yet paid as of a given date.

ACCRUED REVENUE. Accrued revenue is revenue earned and not yet collected regardless of whether due or not.

APPROPRIATION. An appropriation is an authorization that enables the College to make expenditures and incur obligations for a specific purpose.

ASSESSED VALUATION. The assessed valuation is the value on each unit of property for which a prescribed amount must be paid as property taxes.

ASSETS. The entire property owned by the College.

AUDIT. An audit is an examination of the financial records of the College to obtain reasonable assurance that the financial statements prepared by the College are free of material misstatement. An audit includes examining, on a test basis, evidence supporting the amounts and disclosures in the financial statements. It further includes an assessment of the accounting principles and procedures used and of the significant financial estimates made by management.

AUDIT FUND. (See FUND).

AUXILIARY ENTERPRISES FUND. (See FUND).

BALANCED BUDGET. The budget is balanced if revenues equal expenditures.

BOND. A bond is a written promise to pay a specific sum of money, called the face value or principal amount, at a specified date or dates in the future, called the maturity date, and with periodic interest payments at a rate specified in the bond. A bond is generally issued for a specific purpose or project, such as construction of a new facility.

BOND AND INTEREST FUND. (See FUND).

BONDED DEBT. Bonded debt is the part of the College debt which is covered by outstanding bonds.

BUDGET. The budget is a controlled plan to be used in implementing the philosophy and the objectives of the College. Its development should involve maximum participation, and therefore, the aims and objectives of the College should be reflected at each level. The budget is a legal document once it has been approved by the Board.

BUILDINGS. Facilities permanently affixed to the land, including their associated heating and air conditioning systems, electrical and sound systems, plumbing and sewer systems, elevators, and other fixed equipment.

CAPITAL OUTLAY. (See OBJECT).

CASH. Cash is money or its equivalent, usually ready money. Money in hand, either in currency, coin, or other legal tender, or in bank bills or checks paid and received, deposits and NOW accounts, bank notes or sight drafts, bank's certificates of deposits, municipal orders, warrants, or scrip.

CHART OF ACCOUNTS. A chart of accounts is a list of all accounts generally used in an accounting system. In addition to account title, the chart includes an account number which has been assigned to each account. Accounts in the chart are arranged with accounts of a similar nature; for example, assets and liabilities.

CONFERENCE AND MEETING. (See OBJECT).

CONTINGENCY. (See OBJECT).

CONTINGENT LIABILITIES. Liabilities which are not now fixed and absolute but which will become so in case of the occurrence of some future and uncertain event.

CONTRACTUAL SERVICES. (See OBJECT).

CORPORATE PERSONAL PROPERTY REPLACEMENT TAX. The corporate personal property replacement tax is collected by the Illinois Department of Revenue as a replacement for the personal property tax.

COST BENEFIT. Cost benefit analyses are those studies which provide the means for comparing the resources to be allocated to a specific program with the results likely to be obtained from it, or analyses which provide the means for comparing the results likely to be obtained from the allocation of certain resources toward the achievement of alternate or competing objectives.

COST EFFECTIVENESS. Cost effectiveness refers to the extent to which resources allocated to a specific objective under each of several alternatives actually contribute to accomplishing that objective.

COURSE. A course is the official educational unit within the instructional programs dealing with a particular subject consisting of instructional periods and one or more delivery systems. Courses are generally classified by the discipline they belong to and the level of instruction.

COURSE CREDIT. Course credit is the number of credits that will be earned by the student for successful completion of a course.

CREDIT HOUR GRANT. Credit hour grants are received for courses for each credit hour or equivalent for students who were certified as being in attendance at midterm of the semester during the fiscal year. There are no special restrictions on the use of these funds.

CURRENT ASSETS. Current assets are cash or anything that can be readily converted into cash.

CURRENT EXPENDITURES. Current expenditures are any expenditure except for capital outlay and debt service. They include total charges incurred, whether paid or unpaid.

CURRENT LIABILITIES. Current liabilities are debts which are payable within a short period of time, usually no longer than one year.

DEBT SERVICE. Debt service includes expenditures for the retirement of debt and expenditures for interest on debt, except principal and interest on current loans, which are loans payable in the same fiscal year in which the money was borrowed.

DEBT SERVICE FUND. The Debt Service Fund is used to account for the accumulation of resources for and the payment of general long term debt principal, interest, and related costs. The Bond and Interest Fund is the Debt Service Fund of the College.

DEFERRED CHARGES. Deferred charges include expenditures which are not chargeable to the fiscal year in which they are made, but are carried over on the asset side of the balance sheet pending amortization or other disposition. Deferred charges differ from prepaid expenditures in that they usually extend over a long period of time and may or may not be regularly recurring costs of operation.

DEFERRED REVENUES. Deferred revenues are those monies or entitlements which have been recognized as revenues but have not been received and are therefore not available for use.

DEFICIT. A deficit is a shortfall of revenues and transfers in under expenditures and transfers out.

DIRECT COSTS. Direct costs are those elements of cost which can be easily, obviously, and conveniently identified with specific programs or activities, as distinguished from those costs incurred for several different activities or programs and whose elements are not readily identified with specific activities.

DISBURSEMENTS. Disbursements are the actual payments of cash by the College.

DOUBLE ENTRY ACCOUNTING. Double entry accounting is an accounting system that requires for every entry made to the debit side of an account or accounts there must be an equal entry to the credit side of an account or accounts.

EDUCATION FUND. (See FUND).

EMPLOYEE BENEFITS. (See OBJECT).

ENCUMBRANCES. Encumbrances are anticipated or actual liabilities provided for by appropriation which is recognized when a contract, purchase order, or salary commitment is made. It reduces the appropriation to avoid expenditure of funds needed to pay anticipated liabilities or expenditures.

EQUALIZATION GRANT. The equalization grant attempts to reduce the disparity in local funds available per student among districts. Equalized assessed valuations, full time equivalent students, corporate personal property replacement tax revenue, fixed costs, and the district's program mix are considered in the equalization calculations.

EXPENDITURES. Expenditures are the total charges incurred by the College regardless of the time of payment.

FEDERAL GOVERNMENT SOURCES. Federal government sources is that revenue provided directly from the Federal government. Expenditures made with this revenue should be identifiable as federally supported expenditures.

FINANCIAL STATEMENT. A financial statement is a formal summary of accounting records setting forth the District's financial condition and results of operations.

FISCAL YEAR. The fiscal year is the year by or for which accounts are reckoned or the year between one annual time of settlement or balancing of accounts and another. It consists of a period of twelve months, not necessarily concurrent with the calendar year, with reference to which appropriations are made and expenditures are authorized and at the end of which accounts are made up and the books are closed. The College's fiscal year is the period from July 1 to June 30 of the following calendar year.

FIXED ASSETS. Fixed assets are those assets essential to continuance of proper operation of the College. They include land, buildings, machinery, furniture, and other equipment which the College intends to hold or continue to use over a long period of time.

FIXED CHARGES. (See OBJECT).

FULL-TIME EQUIVALENT. The full-time equivalent indicator for students is the statistical student unit calculated by dividing all credit hours (both certificate and degree) generated by the College, by fifteen credit hours for any given academic term. To determine the annual full-time equivalent student, the total credit hours for the year are divided by thirty. The full-time equivalent for faculty is thirty instructional hour equivalents per year. The full-time equivalent for classified staff is forty hours of work per week.

FUNCTION. A level in the classification structure hierarchy representing the collection of function elements serving a common set of objectives that reflect the major institutional missions and related support objectives.

> **ACADEMIC SUPPORT.** Academic support includes activities designed to provide support services for the institution's primary missions of instruction, public service and research. Academic support includes the operation of the library, educational media services, instructional materials center, and academic computing used in the learning process. It also includes expenditures for all equipment, materials, supplies, and costs that are necessary to support this function.
>
> **INDEPENDENT OPERATIONS.** Independent operations provides for the operation of the cafeteria, bookstore, student organizations, athletics, and other related activities. It also includes all equipment, materials, supplies, and costs that are necessary to support this function.

INSTITUTIONAL SUPPORT. Institutional support consists of those costs that benefit the entire college and are not readily assignable to a particular cost center. Administrative data processing, business office, personnel services, insurance costs, legal fees, provision for contingencies, and nonoperating expenditures, are examples of items included in this area.

INSTRUCTION. Instruction consists of those activities dealing with the teaching of students. It includes the activities of faculty in the baccalaureate-oriented/transfer, occupational-technical career, general studies, and remedial ABE/ASE programs (associate degree credit and certificate credit). It includes expenditures for department chairpersons, administrators, and support staff for whom instruction is an important role. It also includes all equipment, materials, supplies, and costs that are necessary to support the instructional program.

OPERATIONS AND MAINTENANCE. Operations consists of housekeeping activities necessary in order to keep the physical facilities open and ready for use. Maintenance consists of those activities necessary to keep the grounds, buildings, and equipment operating efficiently. This function also provides for campus security and plant utilities, as well as equipment, materials, supplies, fire protection, property insurance, and other costs that are necessary to support this function.

ORGANIZED RESEARCH. Organized research includes any separately budgeted research projects, other than institutional research projects that are included under institutional support, whether supported by the College or by an outside person or agency. It also includes all equipment, materials, supplies, and costs that are necessary to support this function.

PUBLIC SERVICE. Public service consists of noncredit classes and other activities of an educational nature, such as workshops, seminars, forums, exhibits, and the provision of college facilities and expertise to the community designed to be of service to the public.

SCHOLARSHIPS, STUDENT GRANTS, AND WAIVERS. This category includes activities in the form of grants to students, prizes and awards, chargebacks, and aid to students in the form of state-mandated and institutional tuition and fee waivers. Employees/family tuition waivers are not included in this category.

STUDENT SERVICES. The student services function provides assistance in the areas of financial aid, admissions and records, health, placement, testing, counseling, and student activities. It includes all equipment, materials, supplies, and costs that are necessary to support this function.

FUND. A fund is a separate accounting entity with a self-balancing set of accounts that comprise its assets, liabilities, fund equity, revenues, and expenditures or expenses, as appropriate. College resources are allocated to and accounted for in individual funds

based upon the purposes for which they are to be spent and the means by which spending activities are controlled. An account group, on the other hand, is a financial reporting device designed to provide accountability for certain assets and liabilities that are not recorded in the funds because they do not directly affect net expendable available resources. Following are the funds and account groups used by the College.

AUDIT FUND (a Special Revenue Fund). The Audit Fund is used for recording the payment of auditing expenditures.

AUXILIARY ENTERPRISES FUND (a Special Revenue Fund). The Auxiliary Enterprises Fund accounts for college services where a fee is charged to students and/or staff. Each enterprise/service should be accounted for separately using a group of self-balancing accounts within the fund.

BOND AND INTEREST FUND (a Debt Service Fund). The Bond and Interest Fund is used to account for payment of principal, interest, and related charges on any outstanding bonds.

BUILDING BOND PROCEEDS FUND (a Capital Projects Fund). Proceeds from construction bonds may be recorded in this fund. Expenditures from this fund are governed by the District's building bond indenture (s).

EDUCATION FUND (a General Fund). The Education Fund is used to account for the revenues and expenditures of theacademic and service programs of the College. It includes the cost of instructional, administrative, and professional salaries; supplies and equipment; library books and materials; maintenance of instructional and administrative equipment; and other costs relating to the educational program of the College.

LIABILITY, PROTECTION AND SETTLEMENT FUND (a Special Revenue Fund). The Liability, Protection and Settlement Fund is used for the payment of tort liability, unemployment insurance, and worker's compensation.

OPERATIONS AND MAINTENANCE FUND (a General Fund). The Operations and Maintenance Fund is used to account for expenditures for the improvement, maintenance, repair, or benefit of buildings and property, including the cost of interior decorating and the installation, improvement, repair, replacement, and maintenance of building fixtures; rental of buildings and property for community college purposes; payment of all premiums for insurance upon building and building fixtures; all costs of fuel, lights, gas, water, telephone service, custodial supplies, and equipment; and professional surveys of the condition of College buildings.

OPERATIONS AND MAINTENANCE (RESTRICTED) FUND (a Capital Projects Fund). The Operations and Maintenance (Restricted) Fund is used to account for monies restricted for building purposes and site acquisition.

OTHER POST EMPLOYMENT BENEFIT FUND (a Special Liability Fund). The Other Post Employment Benefit Fund is used to account for the liability relating to post employment benefit obligations.

RESTRICTED PURPOSES FUND (a Special Revenue Fund). The Restricted Purposes Fund is used for the purpose of accounting for monies that have restrictions regarding their use. Each specific project should be accounted for separately using a complete set of self-balancing accounts within the fund.

SOCIAL SECURITY AND MEDICARE FUND (a Special Revenue Fund). The Social Security and Medicare Fund is used for the cost of participation in the federal Medicare program for those employees hired on or after March 1, 1986.

STUDENT GRANT AND LOAN FUND (a Special Revenue Fund). The Student Grant and Loan Fund is used to account for Federal monies that are limited to grants and loans to students. Included within this fund are Pell, Supplemental Education Opportunity Grant, College Work Study, and National Direct Student Loan.

WORKING CASH FUND (a Permanent Trust Fund). The Working Cash Fund is used to enable the College to have on hand at all time sufficient cash to meet the demands of ordinary and necessary expenditures.

FUND BALANCE. The excess of assets of a fund over its' liabilities and reserves. During the fiscal year prior to closing, it represents the excess of the fund's assets and estimated revenues for the period over its liabilities, reserves, and appropriations for the period.

FUND EQUITY. The fund equity is the balance of a fund after all liabilities have been deducted from the assets of the fund.

GENERAL FUND. The General Fund, (also referred to as the Operating Funds), which consists of the Education Fund and the Operations and Maintenance Fund, are the general operating funds of the College. These are used to account for all financial resources except those required to be accounted for in another fund.

GENERAL OBLIGATION REFUNDING BONDS. Bonds issued to retire bonds already outstanding. The refunding bond may be sold for cash and outstanding bonds redeemed in cash, or the refunding bond may be exchanged with holders of outstanding bonds.

INDEPENDENT OPERATIONS. (See FUNCTION).

INDIRECT COSTS. Indirect costs are those elements of cost necessary in the provision of a service which are of such nature that they cannot be readily or accurately identified with the specific service.

INSTITUTIONAL SUPPORT. (See FUNCTION).

INSTRUCTION. (See FUNCTION).

INTERFUND TRANSFERS. Interfund transfers are the transfer of monies between funds. Monies may not be transferred between funds except by the same procedure as that used to approve the budget, including public notification, publication, inspection, and comment. Interfund transfers are usually part of the overall budget plan and are built into the budget at the time of its approval by the Board of Trustees.

INTERNAL CONTROL. The purpose of internal control is to safeguard the use of public funds and to protect the public trust on behalf of the College. Internal controls are those activities and organizational preparations designed to insure effective accounting control over assets, liabilities, revenues, expenditures, and any other activities associated with the finance and accounting actions of the College. Some of the precautions instituted by internal control are insuring that no single individual can perform a complete cycle of financial operations and that procedures of the finance and accounting system are specified and monitored. Internal control also requires designated levels of authorization for all actions under the system.

INVESTMENTS. Investments are securities or other properties in which money is held, either temporarily or permanently, in expectation of obtaining revenues. Legal investments for community college funds are governed by state statute, which allow funds belonging to or in the custody of the College to be invested. Bonds, treasury bills, certificates of deposit, and short-term discount obligations issued by the Federal National Mortgage Association are some of the types of investments which are permitted by law.

LIABILITY. Obligations incurred by the College when deed passes that must be liquidated, renewed, or refunded at a future date.

LIABILITY, PROTECTION AND SETTLEMENT FUND. (See FUND).

MATERIALS AND SUPPLIES. (See OBJECT).

MODIFIED ACCRUAL BASIS OF ACCOUNTING. Modified accrual basis accounting is any accounting system that records revenue when susceptible to accrual, that is, it is both measurable and available. Available means collectible within the current period or soon enough thereafter to be used to pay the liabilities of the current period. Expenditures other than interest on long-term debt generally are recognized when the related fund liability is incurred.

NET CURRENT ASSETS. Net current assets is the difference between current assets and current liabilities. This is also known as working capital.

NET EXPENDITURE. A net expenditure is the actual cost incurred by the College for some service or object after the deduction of any discounts, rebates, reimbursements, or revenue produced by the service or activity.

NET REVENUE. Net revenue is defined as the balance remaining after deducting from the gross revenue for a given period all expenditures during the same period.

OBJECT. The term object applies to expenditure classifications and designates materials or services purchased. Expenditures are grouped by major objects, such as salaries, supplies, or capital outlay, and are further divided as needed for cost accounting and control purposes.

> **CAPITAL OUTLAY.** The capital outlay object group includes site acquisition and improvement, office equipment, instructional equipment, and service equipment. Generally expenditures in this category cost more than $5,000, have an useful life of greater than 1 year and would not normally be purchased form materials and supplies. Furniture, computers and related equipment, and laboratory equipment would be typical examples of items included in this category.
>
> **CONFERENCE AND MEETING.** The category of conference and meeting includes expenditures associated with conference registration and fees, costs for hosting or attending meetings, and related travel costs, whether local or otherwise.
>
> **CONTINGENCY.** Contingency funds are those appropriations set aside for emergencies or unforeseen expenditures. Contingency funds are used only by budget transfers.
>
> **CONTRACTUAL SERVICES.** Contractual service costs are those monies paid for services rendered by firms and individuals under contract who are not employees of the College.
>
> **EMPLOYEE BENEFITS.** Employee benefit costs are for all benefits which employees accrue through continued employment with the College. Benefits include health insurance coverage (except that portion paid by the employee), sabbatical leave salaries, tuition reimbursement, life insurance, early retirement contributions assignable to the College, and others.
>
> **FIXED CHARGES.** The fixed charges object category includes charges for rentals of facilities and equipment, payment of debt interest and principal, general insurance charges, installment payments for lease/purchase agreements, and property/casualty insurance.
>
> **MATERIALS AND SUPPLIES.** The materials and supplies category includes the cost of materials and supplies necessary for the conduct of the College's business. Business forms, envelopes, postage costs, printing costs, and handouts to students typically fall into this category.
>
> **OTHER EXPENDITURES.** The other expenditures object category includes expenditures not readily assignable to another object category. Examples include tuition chargebacks, other chargebacks, and charges and adjustments.

SALARIES. Salaries are monies paid to employees of the College for personal services rendered to the College. Full-time, part-time, and temporary employees, whether administrators, faculty, or staff, are paid wages or salaries within this category.

UTILITIES. Utilities include all utilities costs necessary to operate the physical plant and other ongoing services, including gas, water, sewage, telephone, and refuse disposal.

OPERATIONS AND MAINTENANCE. (See FUNCTION).

OPERATIONS AND MAINTENANCE FUND. (See FUND).

OPERATIONS AND MAINTENANCE (RESTRICTED) FUND. (See FUND).

ORGANIZED RESEARCH. (See FUNCTION).

OTHER EXPENDITURES. (See OBJECT).

PARETO CHART. A Pareto Chart is a special type of bar chart where the values being plotted are arranged in descending order.

PERFORMANCE BUDGET. A budget that is structured to allow for expenditure analysis based upon measurable performance of predetermined objectives established by each activity.

PREPAID EXPENDITURES. Expenditures entered in the accounts for benefits not yet received. Prepaid expenditures differ from deferred charges in that they are spread over a shorter period of time than deferred charges and are regularly recurring costs of operation.

PUBLIC SERVICE. (See FUNCTION).

RECEIPT. The actual receipt of cash.

REIMBURSABLE CREDIT HOUR. A certified instructional credit hour used as a basis for disbursing Illinois Community College Board funds.

RESTRICTED PURPOSES FUND. (See FUND).

REVENUES. Additions to assets which do not increase any liability, do not represent the recovery of an expenditure, do not represent the cancellation of certain liabilities without a corresponding increase in other liabilities or a decrease in assets.

SALARIES. (See OBJECT).

SCHOLARSHIPS, STUDENT GRANTS, AND WAIVERS. (See FUNCTION).

SOCIAL SECURITY AND MEDICARE FUND. (See FUND).

SPECIAL REVENUE FUNDS. Special Revenue Funds are used to account for the proceeds of specific revenue sources (other than expendable trusts or major capital projects) that are legally restricted to expenditures for specified purposes. The Special Revenue Funds include the Auxiliary Enterprises Fund; Restricted Purposes Fund; Student Grant and Loan Fund; Audit Fund; Liability, Protection and Settlement Fund; and the Social Security and Medicare Fund. (See FUND).

STUDENT FULL TIME EQUIVALENT. The statistical student unit calculated by dividing all credit hours (both certificate and degree) generated at the college by 15 semesters hours for any term. To determine the annual FTE students, divide all semester hours for that year by 30 semester hours.

STUDENT GRANT AND LOAN FUND. (See FUND).

STUDENT SERVICES. (See FUNCTION).

UTILITIES. (See OBJECT).

WORKFORCE DEVELOPMENT GRANT. The state economic development grant provides funding to be used to operate a Business Assistance Center or an economic development office. Activities include assistance in commercial or industrial expansion and/or retention and employment training services for unemployed or under employed adults to improve their job skills and assist them in seeking employment.

WORKING CASH FUND. (See FUND).

McHENRY COUNTY COLLEGE
COMMUNITY COLLEGE DISTRICT NUMBER 528

ACRONYMS

AA	Affirmative Action
ABE	Adult Basic Education
AICPA	American Institute of Certified Public Accountants
AQIP	Academic Quality Improvement Program
ASE	Adult Secondary Education
CFDA	Catalog of Federal Domestic Assistance
CTE	Career and Technical Education
DCEO	Department of Commerce and Economic Opportunity
ESL	English as a Second Language
FASB	Financial Accounting Standards Board
FTE	Full Time Equivalent
GAAP	Generally Accepted Accounting Principles
GASB	Governmental Accounting Standards Board
GED	General Educational Development
GFOA	Government Finance Officers Association
IBHE	Illinois Board of Higher Education
ICCB	Illinois Community College Board
ISBE	Illinois State Board of Education
MCC	McHenry County College
NACUBO	National Association of College and University Business Officers
WIA	Workforce Investment Act

This page left blank intentionally

Signature Pages

This page left blank intentionally

CERTIFICATION OF BUDGET / APPROPRIATION

IN ACCORDANCE WITH CHAPTER 35 SECTION 200/18-50
OF THE ILLINOIS COMPILED STATUTES*

The undersigned, being the Chief Financial Officer of McHenry County College District 528, do hereby certify that attached hereto is a True and Correct copy of the Budget/Appropriation of said District for its 2025-2026 fiscal year, adopted on September 25, 2025.

I further certify that the Estimate of Revenues, by source, anticipated to be received by said Taxing District, set forth in said document or attached hereto separately, is a true statement of said estimate.

Revenue Source	*Description*	*Budget*
Local Government	Local Taxes	$30,032,508
Local Government	Payment in Lieu of Taxes	$771,358
State Government	Base Operating Grants	$5,365,134
State Government	ICCB Equalization Grant	$5,786,940
State Government	State Grants	$126,362
State Government	Special Initiatives Grant	$133,172
State Government	Adult Education - State Basic Grant	$292,830
State Government	Adult Education - Performance Grants	$142,493
State Government	Other State Grant	$96,833
State Government	Illinois State Board of Education	$386,900
State Government	Other State Sources	$22,329,000
Federal Government	Dept. Of Education - Direct Grants	$7,899,196
Federal Government	Dept. Of Education - Other Sources	$297,500
Student Tuition and Fees	Resident	$12,921,237
Student Tuition and Fees	Out-of-District	$207,324
Student Tuition and Fees	Out-of-State	$29,349
Student Tuition and Fees	International	$16,342
Student Tuition and Fees	Student Fees	$2,936,362
Student Tuition and Fees	Application Fees	$30,000
Student Tuition and Fees	Other Student Tuition and Fees	$796,050
Sales and Service Fees	Food/Cafeteria	$652,000
Sales and Service Fees	Bookstore	$855,290
Sales and Service Fees	Public Service/Community Education/Customized Train	$1,502,823
Sales and Service Fees	Other Sales and Service	$455,000
Facilities Revenue	Facility/Misc Rentals	$44,466
Investment Revenue	Investment Revenue	$1,361,821
Non Governmental Gifts	Non Governmental Gifts	$470,209
Other Sources	Other Revenues	$32,396,941
Transfers	Transfers Out	($1,566,569)
Transfers	Transfers In	$1,566,569

Revenue Source	Description	Budget
	Summary Revenue Total:	**$128,335,440**

Chief Financial Officer: _____ Date: 9/25/2025

Robert Tenuta C.P.A.

**35 ILCS 200/18-50: The governing authority of each taxing district shall file with the County clerk within 30 days of their adoption a certified copy of its appropriation and budget ordinances or resolutions, as well as an estimate, certified by its chief fiscal officer, of revenues, by source, anticipated to be received by the taxing district in the following fiscal year. If the governing authority fails to file the required documents, the county clerk shall have the authority, after giving timely notice of the failure to the taxing district, to refuse to extend the tax levy until the documents are so filed. (Source: P.A. 86-233; 86-953; 86-957; 86-1475; 87-17; 87-477; 87-895; 88-455.)*

SUMMARY OF FISCAL YEAR 2026 BUDGET BY FUND

	Beginning Balance	Budgeted Revenues	Budgeted Expenditures	Budgeted Transfers from (to) Other Funds	Budgeted Ending Balance
General					
Education Fund	15,133,943	80,448,369	78,007,902	-1,566,569	16,007,841
Operations and Maintenance Fund	6,285,682	6,004,767	6,878,665	0	5,411,784
Special Revenue					
Restricted Purposes Fund	-34,979	10,209,413	10,209,413	0	-34,979
Audit Fund Fund	47,026	95,000	91,000	0	51,026
Liability, Protection, and Settlement Fund	591,103	758,796	746,386	0	603,513
Building Bond Proceeds Fund	0	0	0	0	0
Debt Service					
Bond and Interest Fund	652,624	759,011	624,600	0	787,035
Public Building Commission Fund	0	0	0	0	0
Capital Projects					
Operations and Maintenance (Restricted) Fund	26,260,797	24,227,692	50,988,489	500,000	0
Public Building Commission Operation & Maintenance Fund	0	0	0	0	0
Proprietary Fund					
Auxiliary Fund	361,265	4,210,439	5,276,976	1,066,569	361,297
General					
OPEB Liability Fund	-19,599,752	1,500,000	2,999,998	0	-21,099,750

The Official Budget which is accurately summarized in this document was approved by the Board of Trustees on 9/25/25
Date

ATTEST: _____
Secretary, Board of Trustees

This page left blank intentionally

MISSION

Our focus is learning.
Student success is our goal.

www.mchenry.edu

Follow us on social media:
www.mchenry.edu/social